

Inspection Photos

Location Name: Linder Gas Unit: Linder A 2; Linder A 4.

Location ID: #333463. API (A 2) 05-067-08970; (A 4) 05-067-09270



1. Well sign for both wells. Decal of current operator name has peeled off.

2. Aerial imagery from ECMC GIS showing locations of wells and production equipment. No scale.

Inspection Photos

Location Name: Linder Gas Unit: Linder A 2; Linder A 4.

Location ID: #333463. API (A 2) 05-067-08970; (A 4) 05-067-09270



3. Access road to location from gate by county road.



4. Location from access gate at pad entrance.

Inspection Photos

Location Name: Linder Gas Unit: Linder A 2; Linder A 4.

Location ID: #333463. API (A 2) 05-067-08970; (A 4) 05-067-09270



5. Linder A2 well, pumpjack, and electric prime mover behind cattle panel fence. Well does not have any identification to distinguish from A4.




6. A2 Wellhead. Vegetative debris (hay) is accumulating beneath the wellhead. There is de minimis staining in the gravel beneath the wellhead.

Inspection Photos

Location Name: Linder Gas Unit: Linder A 2; Linder A 4.

Location ID: #333463. API (A 2) 05-067-08970; (A 4) 05-067-09270



7. A2 Pumpjack.



8. A2 Pumpjack.

Inspection Photos

Location Name: Linder Gas Unit: Linder A 2; Linder A 4.

Location ID: #333463. API (A 2) 05-067-08970; (A 4) 05-067-09270



9. Linder A2 production equipment behind cattle panel fence. From left to right: 95 BBL produced water/natural gas PBV tank, horizontal heated separator, meter run, and solar telemetry. Various flow lines, mostly 3" diameter.




10. Linder A2 95 BBL produced water tank. Tank label is peeling.

Inspection Photos

Location Name: Linder Gas Unit: Linder A 2; Linder A 4.

Location ID: #333463. API (A 2) 05-067-08970; (A 4) 05-067-09270



11. NFPA diamond on tank not legible.



12. 95 BBL tank and secondary containment.

Inspection Photos

Location Name: Linder Gas Unit: Linder A 2; Linder A 4.

Location ID: #333463. API (A 2) 05-067-08970; (A 4) 05-067-09270




Inspection Photos

Location Name: Linder Gas Unit: Linder A 2; Linder A 4.

Location ID: #333463. API (A 2) 05-067-08970; (A 4) 05-067-09270



15. Inside A2 meter run shed. On 1/4" vent line is disconnected (yellow arrow). Gas could vent inside enclosure. Cardboard trash on floor.



16. 1/4" stainless vent tubing sticking out of meter run shed.

Inspection Photos

Location Name: Linder Gas Unit: Linder A 2; Linder A 4.

Location ID: #333463. API (A 2) 05-067-08970; (A 4) 05-067-09270



17. Solar telemetry for Linder A2.




18. Linder A4 linear rod pump with electric prime mover and electrical controls behind cattle panel fence.

Inspection Photos

Location Name: Linder Gas Unit: Linder A 2; Linder A 4.

Location ID: #333463. API (A 2) 05-067-08970; (A 4) 05-067-09270



19. Linder A4 wellhead closeup.



20. Linder A4 electric controls.

Inspection Photos

Location Name: Linder Gas Unit: Linder A 2; Linder A 4.

Location ID: #333463. API (A 2) 05-067-08970; (A 4) 05-067-09270



21. Linder A4 production equipment. L-R: Solar telemetry, meter run, horizontal heated separator and flow line.



22. A4 meter shed.

Inspection Photos

Location Name: Linder Gas Unit: Linder A 2; Linder A 4.

Location ID: #333463. API (A 2) 05-067-08970; (A 4) 05-067-09270



23. Meter run for A4. Both ¼" stainless vent tubes connected to ball valves in this meter shed.




24. ¼" stainless tubes vent tubes on A4 meter shed.

Inspection Photos

Location Name: Linder Gas Unit: Linder A 2; Linder A 4.

Location ID: #333463. API (A 2) 05-067-08970; (A 4) 05-067-09270



25. Linder A4 horizontal heated separator.



26. Stainless tubing on ground not in use.

Inspection Photos

Location Name: Linder Gas Unit: Linder A 2; Linder A 4.

Location ID: #333463. API (A 2) 05-067-08970; (A 4) 05-067-09270



27. Electrical control panel and electric service behind individual cattle panel fence.



28. Well site overview from southeast corner looking west.