

The results set forth herein are provided by SGS North America Inc.

*e-Hardcopy 2.0*  
*Automated Report*

## Technical Report for

**Chevron/CDH**

**Gollner O 27-03 WH**

**REM#43711**

**SGS Job Number: DA79594**

**Sampling Date: 02/12/26**

### Report to:

**Chevron USA, Inc.**  
**2115 117th Avenue**  
**Greeley, CO 80634**  
**nam.ehs.table915@sgs.com**

**ATTN: David Stainback**

**Total number of pages in report: 102**



Test results contained within this data package meet the requirements of the National Environmental Laboratory Accreditation Program and/or state specific certification programs as applicable unless noted in the narrative, comments or footnotes.

**Eric Hoffman**

**Client Service contact: Cristina Niclas 303-425-6021**

Certifications: CO (CO00049), ND (R-027), UT (NELAP CO00049), LA (LA150028), TX (T104704511), WY (8TMS-L) HI (CO00049), NJ (CO011), NV (CO00049), AK (CO00049), CA (3076), and NC (08701)

This report shall not be reproduced, except in its entirety, without the written approval of SGS.  
Test results relate only to samples analyzed.

### How did we do today?

Your feedback helps us improve our service and takes less than a minute to complete.

**START SURVEY**

# Table of Contents

-1-

<b>Section 1: Sample Summary</b> .....	<b>4</b>
<b>Section 2: Summary of Hits</b> .....	<b>6</b>
<b>Section 3: Sample Results</b> .....	<b>10</b>
<b>3.1:</b> DA79594-1: WH01-E@3.5' .....	11
<b>3.2:</b> DA79594-1A: WH01-E@3.5' .....	14
<b>3.3:</b> DA79594-1B: WH01-E@3.5' .....	16
<b>3.4:</b> DA79594-1C: WH01-E@3.5' .....	17
<b>3.5:</b> DA79594-2: FL01-W-R@4' .....	19
<b>3.6:</b> DA79594-2A: FL01-W-R@4' .....	22
<b>3.7:</b> DA79594-2B: FL01-W-R@4' .....	24
<b>3.8:</b> DA79594-2C: FL01-W-R@4' .....	25
<b>3.9:</b> DA79594-3: BKG01@4' .....	27
<b>3.10:</b> DA79594-3A: BKG01@4' .....	29
<b>3.11:</b> DA79594-3B: BKG01@4' .....	31
<b>3.12:</b> DA79594-4: BKG02@4' .....	32
<b>3.13:</b> DA79594-4A: BKG02@4' .....	34
<b>3.14:</b> DA79594-4B: BKG02@4' .....	36
<b>3.15:</b> DA79594-5: BKG03@4' .....	37
<b>3.16:</b> DA79594-5A: BKG03@4' .....	39
<b>3.17:</b> DA79594-5B: BKG03@4' .....	41
<b>Section 4: Misc. Forms</b> .....	<b>42</b>
<b>4.1:</b> Chain of Custody .....	43
<b>Section 5: MS Semi-volatiles - QC Data Summaries</b> .....	<b>45</b>
<b>5.1:</b> Method Blank Summary .....	46
<b>5.2:</b> Blank Spike Summary .....	47
<b>5.3:</b> Matrix Spike/Matrix Spike Duplicate Summary .....	48
<b>Section 6: GC/LC Semi-volatiles - QC Data Summaries</b> .....	<b>49</b>
<b>6.1:</b> Method Blank Summary .....	50
<b>6.2:</b> Blank Spike Summary .....	51
<b>6.3:</b> Matrix Spike/Matrix Spike Duplicate Summary .....	53
<b>Section 7: Metals Analysis - QC Data Summaries</b> .....	<b>55</b>
<b>7.1:</b> Prep QC MP46161: As,Ba,Cd,Cu,Pb,Ni,Se,Ag,Zn .....	56
<b>7.2:</b> Prep QC MP46163: B .....	61
<b>7.3:</b> Prep QC MP46187: Ca,Mg,Na .....	69
<b>Section 8: General Chemistry - QC Data Summaries</b> .....	<b>79</b>
<b>8.1:</b> Method Blank and Spike Results Summary .....	80
<b>8.2:</b> Duplicate Results Summary .....	81
<b>Section 9: Misc. Forms (SGS Scott, LA)</b> .....	<b>82</b>
<b>9.1:</b> Chain of Custody .....	83
<b>Section 10: MS Volatiles - QC Data (SGS Scott, LA)</b> .....	<b>90</b>
<b>10.1:</b> Method Blank Summary .....	91
<b>10.2:</b> Blank Spike/Blank Spike Duplicate Summary .....	92

# Table of Contents

-2-

<b>10.3:</b> Matrix Spike/Matrix Spike Duplicate Summary .....	94
<b>Section 11: Misc. Forms (SGS Dayton, NJ) .....</b>	<b>96</b>
<b>11.1:</b> Chain of Custody .....	97
<b>Section 12: General Chemistry - QC Data (SGS Dayton, NJ) .....</b>	<b>99</b>
<b>12.1:</b> Method Blank and Spike Results Summary .....	100
<b>12.2:</b> Duplicate Results Summary .....	101
<b>12.3:</b> Matrix Spike Results Summary .....	102

1

2

3

4

5

6

7

8

9

10

11

12



## Sample Summary

Chevron/CDH

**Job No:** DA79594

Gollner O 27-03 WH  
Project No: REM#43711

Sample Number	Collected		Received	Matrix		Client Sample ID
	Date	Time By		Code	Type	
DA79594-1	02/12/26	08:45 DT	02/12/26	SO	Soil	WH01-E@3.5'
DA79594-1A	02/12/26	08:45 DT	02/12/26	SO	Soil	WH01-E@3.5'
DA79594-1B	02/12/26	08:45 DT	02/12/26	SO	Soil	WH01-E@3.5'
DA79594-1C	02/12/26	08:45 DT	02/12/26	SO	Soil	WH01-E@3.5'
DA79594-2	02/12/26	08:46 DT	02/12/26	SO	Soil	FL01-W-R@4'
DA79594-2A	02/12/26	08:46 DT	02/12/26	SO	Soil	FL01-W-R@4'
DA79594-2B	02/12/26	08:46 DT	02/12/26	SO	Soil	FL01-W-R@4'
DA79594-2C	02/12/26	08:46 DT	02/12/26	SO	Soil	FL01-W-R@4'
DA79594-3	02/12/26	13:29 NI	02/12/26	SO	Soil	BKG01@4'
DA79594-3A	02/12/26	13:29 NI	02/12/26	SO	Soil	BKG01@4'
DA79594-3B	02/12/26	13:29 NI	02/12/26	SO	Soil	BKG01@4'
DA79594-4	02/12/26	13:41 NI	02/12/26	SO	Soil	BKG02@4'
DA79594-4A	02/12/26	13:41 NI	02/12/26	SO	Soil	BKG02@4'

---

Soil samples reported on a dry weight basis unless otherwise indicated on result page.



## Sample Summary

(continued)

Chevron/CDH

Job No: DA79594

Gollner O 27-03 WH  
Project No: REM#43711

Sample Number	Collected Date	Time By	Received	Matrix Code	Type	Client Sample ID
DA79594-4B	02/12/26	13:41 NI	02/12/26	SO	Soil	BKG02@4'
DA79594-5	02/12/26	13:28 DT	02/12/26	SO	Soil	BKG03@4'
DA79594-5A	02/12/26	13:28 DT	02/12/26	SO	Soil	BKG03@4'
DA79594-5B	02/12/26	13:28 DT	02/12/26	SO	Soil	BKG03@4'

---

Soil samples reported on a dry weight basis unless otherwise indicated on result page.

## Summary of Hits

**Job Number:** DA79594  
**Account:** Chevron/CDH  
**Project:** Gollner O 27-03 WH  
**Collected:** 02/12/26

Lab Sample ID	Client Sample ID	Result/ Qual	RL	MDL	Units	Method
---------------	------------------	-----------------	----	-----	-------	--------

**DA79594-1 WH01-E@3.5'**

TPH-DRO (C10-C28)	14.9	4.6			mg/kg	SW846-8015C
TPH-ORO (> C28-C36)	30.5	6.9			mg/kg	SW846-8015C

**DA79594-1A WH01-E@3.5'**

Calcium	87.6	6.0			mg/l	SW846 6010C
Magnesium	23.4	3.0			mg/l	SW846 6010C
Sodium	30.1	6.0			mg/l	SW846 6010C
Sodium Adsorption Ratio <sup>a</sup>	0.737				ratio	USDA HANDBOOK 60

**DA79594-1B WH01-E@3.5'**

Boron	0.703	0.25			mg/l	SW846 6010C
-------	-------	------	--	--	------	-------------

**DA79594-1C WH01-E@3.5'**

Arsenic	6.6	0.22			mg/kg	SW846 6020B
Barium	311	2.2			mg/kg	SW846 6020B
Cadmium	0.54	0.11			mg/kg	SW846 6020B
Copper	23.3	2.2			mg/kg	SW846 6020B
Lead	35.9	0.55			mg/kg	SW846 6020B
Nickel	17.2	2.2			mg/kg	SW846 6020B
Selenium	0.30	0.22			mg/kg	SW846 6020B
Zinc	80.4	11			mg/kg	SW846 6020B
pH <sup>b</sup>	7.54				su	WREP-125,4E-SATPASTE
Specific Conductivity	0.99	0.0010			mmhos/cm	SM 2510B-2011 MOD

**DA79594-2 FL01-W-R@4'**

1-Methylnaphthalene	0.0090	0.0044			mg/kg	SW846 8270E
2-Methylnaphthalene	0.0138	0.0044			mg/kg	SW846 8270E
Naphthalene	0.0034	0.0022			mg/kg	SW846 8270E
TPH-DRO (C10-C28)	67.6	4.4			mg/kg	SW846-8015C
TPH-ORO (> C28-C36)	150	6.6			mg/kg	SW846-8015C

**DA79594-2A FL01-W-R@4'**

Calcium	84.5	6.0			mg/l	SW846 6010C
Magnesium	26.0	3.0			mg/l	SW846 6010C
Sodium	24.9	6.0			mg/l	SW846 6010C
Sodium Adsorption Ratio <sup>a</sup>	0.607				ratio	USDA HANDBOOK 60

## Summary of Hits

**Job Number:** DA79594  
**Account:** Chevron/CDH  
**Project:** Gollner O 27-03 WH  
**Collected:** 02/12/26

2

Lab Sample ID	Client Sample ID	Result/ Qual	RL	MDL	Units	Method
---------------	------------------	-----------------	----	-----	-------	--------

**DA79594-2B FL01-W-R@4'**

Boron	0.690	0.25			mg/l	SW846 6010C
-------	-------	------	--	--	------	-------------

**DA79594-2C FL01-W-R@4'**

Arsenic	6.5	0.22			mg/kg	SW846 6020B
Barium	216	2.2			mg/kg	SW846 6020B
Cadmium	0.31	0.11			mg/kg	SW846 6020B
Copper	16.3	2.2			mg/kg	SW846 6020B
Lead	19.1	0.56			mg/kg	SW846 6020B
Nickel	16.1	2.2			mg/kg	SW846 6020B
Selenium	0.42	0.22			mg/kg	SW846 6020B
Zinc	64.1	11			mg/kg	SW846 6020B
pH <sup>b</sup>	7.70				su	WREP-125,4E-SATPASTE
Specific Conductivity	0.85	0.0010			mmhos/cm	SM 2510B-2011 MOD

**DA79594-3 BKG01@4'**

Arsenic	5.4	0.22			mg/kg	SW846 6020B
Barium	169	2.2			mg/kg	SW846 6020B
Cadmium	0.22	0.11			mg/kg	SW846 6020B
Copper	13.2	2.2			mg/kg	SW846 6020B
Lead	10.8	0.54			mg/kg	SW846 6020B
Nickel	14.7	2.2			mg/kg	SW846 6020B
Selenium	0.35	0.22			mg/kg	SW846 6020B
Zinc	46.1	11			mg/kg	SW846 6020B
pH <sup>b</sup>	7.41				su	WREP-125,4E-SATPASTE
Specific Conductivity	7.2	0.0010			mmhos/cm	SM 2510B-2011 MOD

**DA79594-3A BKG01@4'**

Calcium	403	6.0			mg/l	SW846 6010C
Magnesium	509	3.0			mg/l	SW846 6010C
Sodium	778	6.0			mg/l	SW846 6010C
Sodium Adsorption Ratio <sup>a</sup>	6.08				ratio	USDA HANDBOOK 60

**DA79594-3B BKG01@4'**

Boron	1.97	0.25			mg/l	SW846 6010C
-------	------	------	--	--	------	-------------

**DA79594-4 BKG02@4'**

Arsenic	6.4	0.22			mg/kg	SW846 6020B
Barium	146	2.2			mg/kg	SW846 6020B

## Summary of Hits

**Job Number:** DA79594  
**Account:** Chevron/CDH  
**Project:** Gollner O 27-03 WH  
**Collected:** 02/12/26

Lab Sample ID	Client Sample ID	Result/ Qual	RL	MDL	Units	Method
		Cadmium	0.15	0.11	mg/kg	SW846 6020B
		Copper	14.5	2.2	mg/kg	SW846 6020B
		Lead	12.6	0.55	mg/kg	SW846 6020B
		Nickel	16.1	2.2	mg/kg	SW846 6020B
		Selenium	0.34	0.22	mg/kg	SW846 6020B
		Zinc	50.5	11	mg/kg	SW846 6020B
		pH <sup>b</sup>	7.70		su	WREP-125,4E-SATPASTE
		Specific Conductivity	4.0	0.0010	mmhos/cm	SM 2510B-2011 MOD
<b>DA79594-4A</b>	<b>BKG02@4'</b>					
		Calcium	305	6.0	mg/l	SW846 6010C
		Magnesium	309	3.0	mg/l	SW846 6010C
		Sodium	195	6.0	mg/l	SW846 6010C
		Sodium Adsorption Ratio <sup>a</sup>	1.88		ratio	USDA HANDBOOK 60
<b>DA79594-4B</b>	<b>BKG02@4'</b>					
		Boron	0.766	0.25	mg/l	SW846 6010C
<b>DA79594-5</b>	<b>BKG03@4'</b>					
		Arsenic	5.8	0.23	mg/kg	SW846 6020B
		Barium	184	2.3	mg/kg	SW846 6020B
		Cadmium	0.24	0.11	mg/kg	SW846 6020B
		Copper	13.6	2.3	mg/kg	SW846 6020B
		Lead	11.5	0.57	mg/kg	SW846 6020B
		Nickel	15.6	2.3	mg/kg	SW846 6020B
		Selenium	0.41	0.23	mg/kg	SW846 6020B
		Zinc	51.4	11	mg/kg	SW846 6020B
		pH <sup>b</sup>	7.73		su	WREP-125,4E-SATPASTE
		Specific Conductivity	4.7	0.0010	mmhos/cm	SM 2510B-2011 MOD
<b>DA79594-5A</b>	<b>BKG03@4'</b>					
		Calcium	342	6.0	mg/l	SW846 6010C
		Magnesium	378	3.0	mg/l	SW846 6010C
		Sodium	303	6.0	mg/l	SW846 6010C
		Sodium Adsorption Ratio <sup>a</sup>	2.69		ratio	USDA HANDBOOK 60
<b>DA79594-5B</b>	<b>BKG03@4'</b>					
		Boron	0.890	0.25	mg/l	SW846 6010C

(a) Calculated as: (Na meq/L) / sqrt [(Ca meq/L)+ (Mg meq/L)/2]

## Summary of Hits

**Job Number:** DA79594  
**Account:** Chevron/CDH  
**Project:** Gollner O 27-03 WH  
**Collected:** 02/12/26

Lab Sample ID	Client Sample ID	Result/ Qual	RL	MDL	Units	Method
---------------	------------------	-----------------	----	-----	-------	--------

(b) Saturated paste was generated on 02/13/26.

Sample Results

---

Report of Analysis

---

## Report of Analysis

3.1  
3

<b>Client Sample ID:</b> WH01-E@3.5'	
<b>Lab Sample ID:</b> DA79594-1	<b>Date Sampled:</b> 02/12/26
<b>Matrix:</b> SO - Soil	<b>Date Received:</b> 02/12/26
<b>Method:</b> SW846 8260D	<b>Percent Solids:</b> 83.4
<b>Project:</b> Gollner O 27-03 WH	

Run #	File ID	DF	Analyzed	By	Prep Date	Prep Batch	Analytical Batch
Run #1 <sup>a</sup>	2H101204.D	1	02/16/26 20:39	ALA	n/a	n/a	L:V2H4020
Run #2							

Run #	Initial Weight
Run #1	4.7 g
Run #2	

### VOA COGCC Table 915 soil list

CAS No.	Compound	Result	RL	Units	Q
71-43-2	Benzene	< 0.00064	0.00064	mg/kg	
100-41-4	Ethylbenzene	< 0.0013	0.0013	mg/kg	
108-88-3	Toluene	< 0.0064	0.0064	mg/kg	
95-63-6	1,2,4-Trimethylbenzene	< 0.0064	0.0064	mg/kg	
108-67-8	1,3,5-Trimethylbenzene	< 0.0064	0.0064	mg/kg	
	m,p-Xylene	< 0.0026	0.0026	mg/kg	
95-47-6	o-Xylene	< 0.0013	0.0013	mg/kg	
1330-20-7	Xylene (total)	< 0.0026	0.0026	mg/kg	
	TPH-GRO (C6-C10)	< 0.26	0.26	mg/kg	

CAS No.	Surrogate Recoveries	Run# 1	Run# 2	Limits
17060-07-0	1,2-Dichloroethane-D4	130%		59-143%
2037-26-5	Toluene-D8	100%		52-159%
460-00-4	4-Bromofluorobenzene	104%		38-183%

(a) Analysis performed at SGS Scott, LA.

RL = Reporting Limit  
E = Indicates value exceeds calibration range

J = Indicates an estimated value  
B = Indicates analyte found in associated method blank  
N = Indicates presumptive evidence of a compound

## Report of Analysis

<b>Client Sample ID:</b> WH01-E@3.5'	
<b>Lab Sample ID:</b> DA79594-1	<b>Date Sampled:</b> 02/12/26
<b>Matrix:</b> SO - Soil	<b>Date Received:</b> 02/12/26
<b>Method:</b> SW846 8270E SW846 3546	<b>Percent Solids:</b> 83.4
<b>Project:</b> Gollner O 27-03 WH	

Run #	File ID	DF	Analyzed	By	Prep Date	Prep Batch	Analytical Batch
Run #1	6G026275.D	1	02/15/26 13:12	ZL	02/14/26 15:00	OP30127	E6G981
Run #2							

Run #	Initial Weight	Final Volume
Run #1	5.2 g	10.0 ml
Run #2		

### COGCC Table 915-1 PAH List

CAS No.	Compound	Result	RL	Units	Q
83-32-9	Acenaphthene	< 0.0046	0.0046	mg/kg	
120-12-7	Anthracene	< 0.0046	0.0046	mg/kg	
56-55-3	Benzo(a)anthracene	< 0.0058	0.0058	mg/kg	
205-99-2	Benzo(b)fluoranthene	< 0.0046	0.0046	mg/kg	
207-08-9	Benzo(k)fluoranthene	< 0.0046	0.0046	mg/kg	
50-32-8	Benzo(a)pyrene	< 0.0046	0.0046	mg/kg	
218-01-9	Chrysene	< 0.0046	0.0046	mg/kg	
53-70-3	Dibenzo(a,h)anthracene	< 0.0046	0.0046	mg/kg	
206-44-0	Fluoranthene	< 0.0046	0.0046	mg/kg	
86-73-7	Fluorene	< 0.0046	0.0046	mg/kg	
193-39-5	Indeno(1,2,3-cd)pyrene	< 0.0046	0.0046	mg/kg	
90-12-0	1-Methylnaphthalene	< 0.0046	0.0046	mg/kg	
91-57-6	2-Methylnaphthalene	< 0.0046	0.0046	mg/kg	
91-20-3	Naphthalene	< 0.0023	0.0023	mg/kg	
129-00-0	Pyrene	< 0.0046	0.0046	mg/kg	

CAS No.	Surrogate Recoveries	Run# 1	Run# 2	Limits
321-60-8	2-Fluorobiphenyl	94%		22-138%
4165-60-0	Nitrobenzene-d5	111%		32-143%
1718-51-0	Terphenyl-d14	84%		48-149%

RL = Reporting Limit  
 E = Indicates value exceeds calibration range

J = Indicates an estimated value  
 B = Indicates analyte found in associated method blank  
 N = Indicates presumptive evidence of a compound

## Report of Analysis

<b>Client Sample ID:</b> WH01-E@3.5'		
<b>Lab Sample ID:</b> DA79594-1		<b>Date Sampled:</b> 02/12/26
<b>Matrix:</b> SO - Soil		<b>Date Received:</b> 02/12/26
<b>Method:</b> SW846-8015C SW846 3570		<b>Percent Solids:</b> 83.4
<b>Project:</b> Gollner O 27-03 WH		

	File ID	DF	Analyzed	By	Prep Date	Prep Batch	Analytical Batch
Run #1	FH86290.D	1	02/21/26 14:36	JB	02/13/26 12:00	OP30126	GFH24092
Run #2							

	Initial Weight	Final Volume
Run #1	5.2 g	10.0 ml
Run #2		

### DRO C10-C28, ORO > C28-C36

CAS No.	Compound	Result	RL	Units	Q
	TPH-DRO (C10-C28)	14.9	4.6	mg/kg	
	TPH-ORO (> C28-C36)	30.5	6.9	mg/kg	

CAS No.	Surrogate Recoveries	Run# 1	Run# 2	Limits
84-15-1	o-Terphenyl	88%		44-149%

RL = Reporting Limit  
E = Indicates value exceeds calibration range

J = Indicates an estimated value  
B = Indicates analyte found in associated method blank  
N = Indicates presumptive evidence of a compound

## Report of Analysis

<b>Client Sample ID:</b> WH01-E@3.5'	
<b>Lab Sample ID:</b> DA79594-1A	<b>Date Sampled:</b> 02/12/26
<b>Matrix:</b> SO - Soil	<b>Date Received:</b> 02/12/26
	<b>Percent Solids:</b> 83.4
<b>Project:</b> Gollner O 27-03 WH	

### SAR Metals Analysis

Analyte	Result	RL	Units	DF	Prep	Analyzed By	Method	Prep Method
Calcium	87.6	6.0	mg/l	1	02/13/26	02/17/26 BR	SW846 6010C <sup>1</sup>	USDA HANDBOOK 60 <sup>2</sup>
Magnesium	23.4	3.0	mg/l	1	02/13/26	02/17/26 BR	SW846 6010C <sup>1</sup>	USDA HANDBOOK 60 <sup>2</sup>
Sodium	30.1	6.0	mg/l	1	02/13/26	02/17/26 BR	SW846 6010C <sup>1</sup>	USDA HANDBOOK 60 <sup>2</sup>

(1) Instrument QC Batch: MA20221

(2) Prep QC Batch: MP46187

RL = Reporting Limit

## Report of Analysis

<b>Client Sample ID:</b> WH01-E@3.5'	
<b>Lab Sample ID:</b> DA79594-1A	<b>Date Sampled:</b> 02/12/26
<b>Matrix:</b> SO - Soil	<b>Date Received:</b> 02/12/26
	<b>Percent Solids:</b> 83.4
<b>Project:</b> Gollner O 27-03 WH	

### General Chemistry

Analyte	Result	RL	Units	DF	Analyzed	By	Method
Sodium Adsorption Ratio <sup>a</sup>	0.737		ratio	1	02/17/26 15:42	BR	USDA HANDBOOK 60

(a) Calculated as:  $(Na \text{ meq/L}) / \sqrt{[(Ca \text{ meq/L}) + (Mg \text{ meq/L})/2]}$

---

RL = Reporting Limit

## Report of Analysis

<b>Client Sample ID:</b> WH01-E@3.5'	
<b>Lab Sample ID:</b> DA79594-1B	<b>Date Sampled:</b> 02/12/26
<b>Matrix:</b> SO - Soil	<b>Date Received:</b> 02/12/26
	<b>Percent Solids:</b> 83.4
<b>Project:</b> Gollner O 27-03 WH	

### Hot Water Soluble Boron Metals Analysis

Analyte	Result	RL	Units	DF	Prep	Analyzed By	Method	Prep Method
Boron	0.703	0.25	mg/l	1	02/13/26	02/17/26 BR	SW846 6010C <sup>1</sup>	HWS-B <sup>2</sup>

(1) Instrument QC Batch: MA20220

(2) Prep QC Batch: MP46163

---

RL = Reporting Limit

## Report of Analysis

<b>Client Sample ID:</b> WH01-E@3.5'	<b>Date Sampled:</b> 02/12/26
<b>Lab Sample ID:</b> DA79594-1C	<b>Date Received:</b> 02/12/26
<b>Matrix:</b> SO - Soil	<b>Percent Solids:</b> 83.4
<b>Project:</b> Gollner O 27-03 WH	

### Metals Analysis

Analyte	Result	RL	Units	DF	Prep	Analyzed By	Method	Prep Method
Arsenic	6.6	0.22	mg/kg	10	02/13/26	02/16/26 GS	SW846 6020B <sup>1</sup>	SW846 3050B <sup>2</sup>
Barium	311	2.2	mg/kg	10	02/13/26	02/16/26 GS	SW846 6020B <sup>1</sup>	SW846 3050B <sup>2</sup>
Cadmium	0.54	0.11	mg/kg	10	02/13/26	02/16/26 GS	SW846 6020B <sup>1</sup>	SW846 3050B <sup>2</sup>
Copper	23.3	2.2	mg/kg	10	02/13/26	02/16/26 GS	SW846 6020B <sup>1</sup>	SW846 3050B <sup>2</sup>
Lead	35.9	0.55	mg/kg	10	02/13/26	02/16/26 GS	SW846 6020B <sup>1</sup>	SW846 3050B <sup>2</sup>
Nickel	17.2	2.2	mg/kg	10	02/13/26	02/16/26 GS	SW846 6020B <sup>1</sup>	SW846 3050B <sup>2</sup>
Selenium	0.30	0.22	mg/kg	10	02/13/26	02/16/26 GS	SW846 6020B <sup>1</sup>	SW846 3050B <sup>2</sup>
Silver	< 0.11	0.11	mg/kg	10	02/13/26	02/16/26 GS	SW846 6020B <sup>1</sup>	SW846 3050B <sup>2</sup>
Zinc	80.4	11	mg/kg	10	02/13/26	02/16/26 GS	SW846 6020B <sup>1</sup>	SW846 3050B <sup>2</sup>

(1) Instrument QC Batch: MA20211

(2) Prep QC Batch: MP46161

RL = Reporting Limit

## Report of Analysis

<b>Client Sample ID:</b> WH01-E@3.5'	
<b>Lab Sample ID:</b> DA79594-1C	<b>Date Sampled:</b> 02/12/26
<b>Matrix:</b> SO - Soil	<b>Date Received:</b> 02/12/26
	<b>Percent Solids:</b> 83.4
<b>Project:</b> Gollner O 27-03 WH	

### General Chemistry

Analyte	Result	RL	Units	DF	Analyzed	By	Method
<b>pH-saturated paste method</b> pH <sup>a</sup>	7.54		su	1	02/13/26 13:05	SN	WREP-125,4E-SATPASTE
<b>prep: DEPT.OF AG, BOOK N9</b> Specific Conductivity	0.99	0.0010	mmhos/cm	1	02/13/26 13:00	SN	SM 2510B-2011 MOD
Chromium, Hexavalent <sup>b</sup>	< 0.46	0.46	mg/kg	1	02/19/26 17:56	ANJ	SW846 3060A/7199

(a) Saturated paste was generated on 02/13/26.

(b) Sample digested on 02/17/2026 Analysis performed at SGS Dayton, NJ.

RL = Reporting Limit

## Report of Analysis

<b>Client Sample ID:</b> FL01-W-R@4'	
<b>Lab Sample ID:</b> DA79594-2	<b>Date Sampled:</b> 02/12/26
<b>Matrix:</b> SO - Soil	<b>Date Received:</b> 02/12/26
<b>Method:</b> SW846 8260D	<b>Percent Solids:</b> 83.3
<b>Project:</b> Gollner O 27-03 WH	

Run #	File ID	DF	Analyzed	By	Prep Date	Prep Batch	Analytical Batch
Run #1 <sup>a</sup>	2H101205.D	1	02/16/26 21:04	ALA	n/a	n/a	L:V2H4020
Run #2							

Run #	Initial Weight
Run #1	5.1 g
Run #2	

### VOA COGCC Table 915 soil list

CAS No.	Compound	Result	RL	Units	Q
71-43-2	Benzene	< 0.00059	0.00059	mg/kg	
100-41-4	Ethylbenzene	< 0.0012	0.0012	mg/kg	
108-88-3	Toluene	< 0.0059	0.0059	mg/kg	
95-63-6	1,2,4-Trimethylbenzene	< 0.0059	0.0059	mg/kg	
108-67-8	1,3,5-Trimethylbenzene	< 0.0059	0.0059	mg/kg	
	m,p-Xylene	< 0.0024	0.0024	mg/kg	
95-47-6	o-Xylene	< 0.0012	0.0012	mg/kg	
1330-20-7	Xylene (total)	< 0.0024	0.0024	mg/kg	
	TPH-GRO (C6-C10)	< 0.24	0.24	mg/kg	

CAS No.	Surrogate Recoveries	Run# 1	Run# 2	Limits
17060-07-0	1,2-Dichloroethane-D4	131%		59-143%
2037-26-5	Toluene-D8	100%		52-159%
460-00-4	4-Bromofluorobenzene	103%		38-183%

(a) Analysis performed at SGS Scott, LA.

RL = Reporting Limit  
E = Indicates value exceeds calibration range

J = Indicates an estimated value  
B = Indicates analyte found in associated method blank  
N = Indicates presumptive evidence of a compound

## Report of Analysis

3.5  
3

<b>Client Sample ID:</b> FL01-W-R@4'	
<b>Lab Sample ID:</b> DA79594-2	<b>Date Sampled:</b> 02/12/26
<b>Matrix:</b> SO - Soil	<b>Date Received:</b> 02/12/26
<b>Method:</b> SW846 8270E SW846 3546	<b>Percent Solids:</b> 83.3
<b>Project:</b> Gollner O 27-03 WH	

Run #	File ID	DF	Analyzed	By	Prep Date	Prep Batch	Analytical Batch
Run #1	6G026276.D	1	02/15/26 13:32	ZL	02/14/26 15:00	OP30127	E6G981
Run #2							

Run #	Initial Weight	Final Volume
Run #1	5.4 g	10.0 ml
Run #2		

### COGCC Table 915-1 PAH List

CAS No.	Compound	Result	RL	Units	Q
83-32-9	Acenaphthene	< 0.0044	0.0044	mg/kg	
120-12-7	Anthracene	< 0.0044	0.0044	mg/kg	
56-55-3	Benzo(a)anthracene	< 0.0055	0.0055	mg/kg	
205-99-2	Benzo(b)fluoranthene	< 0.0044	0.0044	mg/kg	
207-08-9	Benzo(k)fluoranthene	< 0.0044	0.0044	mg/kg	
50-32-8	Benzo(a)pyrene	< 0.0044	0.0044	mg/kg	
218-01-9	Chrysene	< 0.0044	0.0044	mg/kg	
53-70-3	Dibenzo(a,h)anthracene	< 0.0044	0.0044	mg/kg	
206-44-0	Fluoranthene	< 0.0044	0.0044	mg/kg	
86-73-7	Fluorene	< 0.0044	0.0044	mg/kg	
193-39-5	Indeno(1,2,3-cd)pyrene	< 0.0044	0.0044	mg/kg	
90-12-0	1-Methylnaphthalene	0.0090	0.0044	mg/kg	
91-57-6	2-Methylnaphthalene	0.0138	0.0044	mg/kg	
91-20-3	Naphthalene	0.0034	0.0022	mg/kg	
129-00-0	Pyrene	< 0.0044	0.0044	mg/kg	

CAS No.	Surrogate Recoveries	Run# 1	Run# 2	Limits
321-60-8	2-Fluorobiphenyl	100%		22-138%
4165-60-0	Nitrobenzene-d5	132%		32-143%
1718-51-0	Terphenyl-d14	70%		48-149%

RL = Reporting Limit  
E = Indicates value exceeds calibration range

J = Indicates an estimated value  
B = Indicates analyte found in associated method blank  
N = Indicates presumptive evidence of a compound

## Report of Analysis

3.5  
3

<b>Client Sample ID:</b> FL01-W-R@4'	
<b>Lab Sample ID:</b> DA79594-2	<b>Date Sampled:</b> 02/12/26
<b>Matrix:</b> SO - Soil	<b>Date Received:</b> 02/12/26
<b>Method:</b> SW846-8015C SW846 3570	<b>Percent Solids:</b> 83.3
<b>Project:</b> Gollner O 27-03 WH	

	File ID	DF	Analyzed	By	Prep Date	Prep Batch	Analytical Batch
Run #1	FH86291.D	1	02/21/26 14:47	JB	02/13/26 12:00	OP30126	GFH24092
Run #2							

	Initial Weight	Final Volume
Run #1	5.4 g	10.0 ml
Run #2		

### DRO C10-C28, ORO > C28-C36

CAS No.	Compound	Result	RL	Units	Q
	TPH-DRO (C10-C28)	67.6	4.4	mg/kg	
	TPH-ORO (> C28-C36)	150	6.6	mg/kg	

CAS No.	Surrogate Recoveries	Run# 1	Run# 2	Limits
84-15-1	o-Terphenyl	87%		44-149%

RL = Reporting Limit  
E = Indicates value exceeds calibration range

J = Indicates an estimated value  
B = Indicates analyte found in associated method blank  
N = Indicates presumptive evidence of a compound

## Report of Analysis

<b>Client Sample ID:</b> FL01-W-R@4'	
<b>Lab Sample ID:</b> DA79594-2A	<b>Date Sampled:</b> 02/12/26
<b>Matrix:</b> SO - Soil	<b>Date Received:</b> 02/12/26
	<b>Percent Solids:</b> 83.3
<b>Project:</b> Gollner O 27-03 WH	

### SAR Metals Analysis

Analyte	Result	RL	Units	DF	Prep	Analyzed By	Method	Prep Method
Calcium	84.5	6.0	mg/l	1	02/13/26	02/17/26 BR	SW846 6010C <sup>1</sup>	USDA HANDBOOK 60 <sup>2</sup>
Magnesium	26.0	3.0	mg/l	1	02/13/26	02/17/26 BR	SW846 6010C <sup>1</sup>	USDA HANDBOOK 60 <sup>2</sup>
Sodium	24.9	6.0	mg/l	1	02/13/26	02/17/26 BR	SW846 6010C <sup>1</sup>	USDA HANDBOOK 60 <sup>2</sup>

(1) Instrument QC Batch: MA20221

(2) Prep QC Batch: MP46187

RL = Reporting Limit

## Report of Analysis

<b>Client Sample ID:</b> FL01-W-R@4'		<b>Date Sampled:</b> 02/12/26
<b>Lab Sample ID:</b> DA79594-2A		<b>Date Received:</b> 02/12/26
<b>Matrix:</b> SO - Soil		<b>Percent Solids:</b> 83.3
<b>Project:</b> Gollner O 27-03 WH		

### General Chemistry

Analyte	Result	RL	Units	DF	Analyzed	By	Method
Sodium Adsorption Ratio <sup>a</sup>	0.607		ratio	1	02/17/26 15:47	BR	USDA HANDBOOK 60

(a) Calculated as:  $(Na \text{ meq/L}) / \sqrt{[(Ca \text{ meq/L}) + (Mg \text{ meq/L})/2]}$

---

RL = Reporting Limit

## Report of Analysis

<b>Client Sample ID:</b> FL01-W-R@4'	
<b>Lab Sample ID:</b> DA79594-2B	<b>Date Sampled:</b> 02/12/26
<b>Matrix:</b> SO - Soil	<b>Date Received:</b> 02/12/26
	<b>Percent Solids:</b> 83.3
<b>Project:</b> Gollner O 27-03 WH	

### Hot Water Soluble Boron Metals Analysis

Analyte	Result	RL	Units	DF	Prep	Analyzed By	Method	Prep Method
Boron	0.690	0.25	mg/l	1	02/13/26	02/17/26 BR	SW846 6010C <sup>1</sup>	HWS-B <sup>2</sup>

(1) Instrument QC Batch: MA20220

(2) Prep QC Batch: MP46163

---

RL = Reporting Limit

# Report of Analysis

<b>Client Sample ID:</b> FL01-W-R@4'	<b>Date Sampled:</b> 02/12/26
<b>Lab Sample ID:</b> DA79594-2C	<b>Date Received:</b> 02/12/26
<b>Matrix:</b> SO - Soil	<b>Percent Solids:</b> 83.3
<b>Project:</b> Gollner O 27-03 WH	

## Metals Analysis

Analyte	Result	RL	Units	DF	Prep	Analized By	Method	Prep Method
Arsenic	6.5	0.22	mg/kg	10	02/13/26	02/16/26 GS	SW846 6020B <sup>1</sup>	SW846 3050B <sup>2</sup>
Barium	216	2.2	mg/kg	10	02/13/26	02/16/26 GS	SW846 6020B <sup>1</sup>	SW846 3050B <sup>2</sup>
Cadmium	0.31	0.11	mg/kg	10	02/13/26	02/16/26 GS	SW846 6020B <sup>1</sup>	SW846 3050B <sup>2</sup>
Copper	16.3	2.2	mg/kg	10	02/13/26	02/16/26 GS	SW846 6020B <sup>1</sup>	SW846 3050B <sup>2</sup>
Lead	19.1	0.56	mg/kg	10	02/13/26	02/16/26 GS	SW846 6020B <sup>1</sup>	SW846 3050B <sup>2</sup>
Nickel	16.1	2.2	mg/kg	10	02/13/26	02/16/26 GS	SW846 6020B <sup>1</sup>	SW846 3050B <sup>2</sup>
Selenium	0.42	0.22	mg/kg	10	02/13/26	02/16/26 GS	SW846 6020B <sup>1</sup>	SW846 3050B <sup>2</sup>
Silver	< 0.11	0.11	mg/kg	10	02/13/26	02/16/26 GS	SW846 6020B <sup>1</sup>	SW846 3050B <sup>2</sup>
Zinc	64.1	11	mg/kg	10	02/13/26	02/16/26 GS	SW846 6020B <sup>1</sup>	SW846 3050B <sup>2</sup>

(1) Instrument QC Batch: MA20211

(2) Prep QC Batch: MP46161

RL = Reporting Limit

## Report of Analysis



<b>Client Sample ID:</b> FL01-W-R@4'		<b>Date Sampled:</b> 02/12/26
<b>Lab Sample ID:</b> DA79594-2C		<b>Date Received:</b> 02/12/26
<b>Matrix:</b> SO - Soil		<b>Percent Solids:</b> 83.3
<b>Project:</b> Gollner O 27-03 WH		

### General Chemistry

Analyte	Result	RL	Units	DF	Analyzed	By	Method
<b>pH-saturated paste method</b> pH <sup>a</sup>	7.70		su	1	02/13/26 13:05	SN	WREP-125,4E-SATPASTE
<b>prep: DEPT.OF AG, BOOK N9</b> Specific Conductivity	0.85	0.0010	mmhos/cm	1	02/13/26 13:00	SN	SM 2510B-2011 MOD
Chromium, Hexavalent <sup>b</sup>	< 0.47	0.47	mg/kg	1	02/19/26 18:12	ANJ	SW846 3060A/7199

(a) Saturated paste was generated on 02/13/26.

(b) Sample digested on 02/17/2026 Analysis performed at SGS Dayton, NJ.

RL = Reporting Limit

## Report of Analysis

<b>Client Sample ID:</b> BKG01@4'	<b>Date Sampled:</b> 02/12/26
<b>Lab Sample ID:</b> DA79594-3	<b>Date Received:</b> 02/12/26
<b>Matrix:</b> SO - Soil	<b>Percent Solids:</b> 82.6
<b>Project:</b> Gollner O 27-03 WH	

### Metals Analysis

Analyte	Result	RL	Units	DF	Prep	Analized By	Method	Prep Method
Arsenic	5.4	0.22	mg/kg	10	02/13/26	02/16/26 GS	SW846 6020B <sup>1</sup>	SW846 3050B <sup>2</sup>
Barium	169	2.2	mg/kg	10	02/13/26	02/16/26 GS	SW846 6020B <sup>1</sup>	SW846 3050B <sup>2</sup>
Cadmium	0.22	0.11	mg/kg	10	02/13/26	02/16/26 GS	SW846 6020B <sup>1</sup>	SW846 3050B <sup>2</sup>
Copper	13.2	2.2	mg/kg	10	02/13/26	02/16/26 GS	SW846 6020B <sup>1</sup>	SW846 3050B <sup>2</sup>
Lead	10.8	0.54	mg/kg	10	02/13/26	02/16/26 GS	SW846 6020B <sup>1</sup>	SW846 3050B <sup>2</sup>
Nickel	14.7	2.2	mg/kg	10	02/13/26	02/16/26 GS	SW846 6020B <sup>1</sup>	SW846 3050B <sup>2</sup>
Selenium	0.35	0.22	mg/kg	10	02/13/26	02/16/26 GS	SW846 6020B <sup>1</sup>	SW846 3050B <sup>2</sup>
Silver	< 0.11	0.11	mg/kg	10	02/13/26	02/16/26 GS	SW846 6020B <sup>1</sup>	SW846 3050B <sup>2</sup>
Zinc	46.1	11	mg/kg	10	02/13/26	02/16/26 GS	SW846 6020B <sup>1</sup>	SW846 3050B <sup>2</sup>

(1) Instrument QC Batch: MA20211

(2) Prep QC Batch: MP46161

RL = Reporting Limit

## Report of Analysis

<b>Client Sample ID:</b> BKG01@4'	<b>Date Sampled:</b> 02/12/26
<b>Lab Sample ID:</b> DA79594-3	<b>Date Received:</b> 02/12/26
<b>Matrix:</b> SO - Soil	<b>Percent Solids:</b> 82.6
<b>Project:</b> Gollner O 27-03 WH	

### General Chemistry

Analyte	Result	RL	Units	DF	Analyzed	By	Method
<b>%solids</b>							
Solids, Percent	82.6		%	1	02/12/26 15:00	LM	SM2540G-2011 M
<b>pH-saturated paste method</b>							
pH <sup>a</sup>	7.41		su	1	02/13/26 13:05	SN	WREP-125,4E-SATPASTE
<b>prep: DEPT.OF AG, BOOK N9</b>							
Specific Conductivity	7.2	0.0010	mmhos/cm	1	02/13/26 13:00	SN	SM 2510B-2011 MOD
Chromium, Hexavalent <sup>b</sup>	< 0.48	0.48	mg/kg	1	02/19/26 14:18	ANJ	SW846 3060A/7199

(a) Saturated paste was generated on 02/13/26.

(b) Sample digested on 02/17/2026 Analysis performed at SGS Dayton, NJ.

RL = Reporting Limit

## Report of Analysis

<b>Client Sample ID:</b> BKG01@4'	<b>Date Sampled:</b> 02/12/26
<b>Lab Sample ID:</b> DA79594-3A	<b>Date Received:</b> 02/12/26
<b>Matrix:</b> SO - Soil	<b>Percent Solids:</b> 82.6
<b>Project:</b> Gollner O 27-03 WH	

### SAR Metals Analysis

Analyte	Result	RL	Units	DF	Prep	Analyzed By	Method	Prep Method
Calcium	403	6.0	mg/l	1	02/13/26	02/17/26 BR	SW846 6010C <sup>1</sup>	USDA HANDBOOK 60 <sup>2</sup>
Magnesium	509	3.0	mg/l	1	02/13/26	02/17/26 BR	SW846 6010C <sup>1</sup>	USDA HANDBOOK 60 <sup>2</sup>
Sodium	778	6.0	mg/l	1	02/13/26	02/17/26 BR	SW846 6010C <sup>1</sup>	USDA HANDBOOK 60 <sup>2</sup>

(1) Instrument QC Batch: MA20221

(2) Prep QC Batch: MP46187

RL = Reporting Limit

## Report of Analysis

<b>Client Sample ID:</b> BKG01@4'	<b>Date Sampled:</b> 02/12/26
<b>Lab Sample ID:</b> DA79594-3A	<b>Date Received:</b> 02/12/26
<b>Matrix:</b> SO - Soil	<b>Percent Solids:</b> 82.6
<b>Project:</b> Gollner O 27-03 WH	

### General Chemistry

Analyte	Result	RL	Units	DF	Analyzed	By	Method
Sodium Adsorption Ratio <sup>a</sup>	6.08		ratio	1	02/17/26 15:49	BR	USDA HANDBOOK 60

(a) Calculated as:  $(Na \text{ meq/L}) / \sqrt{[(Ca \text{ meq/L}) + (Mg \text{ meq/L})/2]}$

RL = Reporting Limit

## Report of Analysis

<b>Client Sample ID:</b> BKG01@4'	<b>Date Sampled:</b> 02/12/26
<b>Lab Sample ID:</b> DA79594-3B	<b>Date Received:</b> 02/12/26
<b>Matrix:</b> SO - Soil	<b>Percent Solids:</b> 82.6
<b>Project:</b> Gollner O 27-03 WH	

### Hot Water Soluble Boron Metals Analysis

Analyte	Result	RL	Units	DF	Prep	Analyzed By	Method	Prep Method
Boron	1.97	0.25	mg/l	1	02/13/26	02/17/26 BR	SW846 6010C <sup>1</sup>	HWS-B <sup>2</sup>

(1) Instrument QC Batch: MA20220

(2) Prep QC Batch: MP46163

---

RL = Reporting Limit

## Report of Analysis

<b>Client Sample ID:</b> BKG02@4'	<b>Date Sampled:</b> 02/12/26
<b>Lab Sample ID:</b> DA79594-4	<b>Date Received:</b> 02/12/26
<b>Matrix:</b> SO - Soil	<b>Percent Solids:</b> 85.9
<b>Project:</b> Gollner O 27-03 WH	

### Metals Analysis

Analyte	Result	RL	Units	DF	Prep	Analyzed By	Method	Prep Method
Arsenic	6.4	0.22	mg/kg	10	02/13/26	02/16/26 GS	SW846 6020B <sup>1</sup>	SW846 3050B <sup>2</sup>
Barium	146	2.2	mg/kg	10	02/13/26	02/16/26 GS	SW846 6020B <sup>1</sup>	SW846 3050B <sup>2</sup>
Cadmium	0.15	0.11	mg/kg	10	02/13/26	02/16/26 GS	SW846 6020B <sup>1</sup>	SW846 3050B <sup>2</sup>
Copper	14.5	2.2	mg/kg	10	02/13/26	02/16/26 GS	SW846 6020B <sup>1</sup>	SW846 3050B <sup>2</sup>
Lead	12.6	0.55	mg/kg	10	02/13/26	02/16/26 GS	SW846 6020B <sup>1</sup>	SW846 3050B <sup>2</sup>
Nickel	16.1	2.2	mg/kg	10	02/13/26	02/16/26 GS	SW846 6020B <sup>1</sup>	SW846 3050B <sup>2</sup>
Selenium	0.34	0.22	mg/kg	10	02/13/26	02/16/26 GS	SW846 6020B <sup>1</sup>	SW846 3050B <sup>2</sup>
Silver	< 0.11	0.11	mg/kg	10	02/13/26	02/16/26 GS	SW846 6020B <sup>1</sup>	SW846 3050B <sup>2</sup>
Zinc	50.5	11	mg/kg	10	02/13/26	02/16/26 GS	SW846 6020B <sup>1</sup>	SW846 3050B <sup>2</sup>

(1) Instrument QC Batch: MA20211

(2) Prep QC Batch: MP46161

RL = Reporting Limit

## Report of Analysis

<b>Client Sample ID:</b> BKG02@4'	<b>Date Sampled:</b> 02/12/26
<b>Lab Sample ID:</b> DA79594-4	<b>Date Received:</b> 02/12/26
<b>Matrix:</b> SO - Soil	<b>Percent Solids:</b> 85.9
<b>Project:</b> Gollner O 27-03 WH	

### General Chemistry

Analyte	Result	RL	Units	DF	Analyzed	By	Method
<b>%solids</b>							
Solids, Percent	85.9		%	1	02/12/26 15:00	LM	SM2540G-2011 M
<b>pH-saturated paste method</b>							
pH <sup>a</sup>	7.70		su	1	02/13/26 13:05	SN	WREP-125,4E-SATPASTE
<b>prep: DEPT.OF AG, BOOK N9</b>							
Specific Conductivity	4.0	0.0010	mmhos/cm	1	02/13/26 13:00	SN	SM 2510B-2011 MOD
Chromium, Hexavalent <sup>b</sup>	< 0.46	0.46	mg/kg	1	02/19/26 14:34	ANJ	SW846 3060A/7199

(a) Saturated paste was generated on 02/13/26.

(b) Sample digested on 02/17/2026 Analysis performed at SGS Dayton, NJ.

RL = Reporting Limit

# Report of Analysis

<b>Client Sample ID:</b> BKG02@4'	<b>Date Sampled:</b> 02/12/26
<b>Lab Sample ID:</b> DA79594-4A	<b>Date Received:</b> 02/12/26
<b>Matrix:</b> SO - Soil	<b>Percent Solids:</b> 85.9
<b>Project:</b> Gollner O 27-03 WH	

## SAR Metals Analysis

Analyte	Result	RL	Units	DF	Prep	Analyzed By	Method	Prep Method
Calcium	305	6.0	mg/l	1	02/13/26	02/17/26 BR	SW846 6010C <sup>1</sup>	USDA HANDBOOK 60 <sup>2</sup>
Magnesium	309	3.0	mg/l	1	02/13/26	02/17/26 BR	SW846 6010C <sup>1</sup>	USDA HANDBOOK 60 <sup>2</sup>
Sodium	195	6.0	mg/l	1	02/13/26	02/17/26 BR	SW846 6010C <sup>1</sup>	USDA HANDBOOK 60 <sup>2</sup>

(1) Instrument QC Batch: MA20221

(2) Prep QC Batch: MP46187

RL = Reporting Limit

## Report of Analysis

<b>Client Sample ID:</b> BKG02@4'	<b>Date Sampled:</b> 02/12/26
<b>Lab Sample ID:</b> DA79594-4A	<b>Date Received:</b> 02/12/26
<b>Matrix:</b> SO - Soil	<b>Percent Solids:</b> 85.9
<b>Project:</b> Gollner O 27-03 WH	

### General Chemistry

Analyte	Result	RL	Units	DF	Analyzed	By	Method
Sodium Adsorption Ratio <sup>a</sup>	1.88		ratio	1	02/17/26 15:50	BR	USDA HANDBOOK 60

(a) Calculated as:  $(Na \text{ meq/L}) / \sqrt{[(Ca \text{ meq/L}) + (Mg \text{ meq/L})/2]}$

RL = Reporting Limit

## Report of Analysis

<b>Client Sample ID:</b> BKG02@4'		<b>Date Sampled:</b> 02/12/26
<b>Lab Sample ID:</b> DA79594-4B		<b>Date Received:</b> 02/12/26
<b>Matrix:</b> SO - Soil		<b>Percent Solids:</b> 85.9
<b>Project:</b> Gollner O 27-03 WH		

### Hot Water Soluble Boron Metals Analysis

Analyte	Result	RL	Units	DF	Prep	Analyzed By	Method	Prep Method
Boron	0.766	0.25	mg/l	1	02/13/26	02/17/26 BR	SW846 6010C <sup>1</sup>	HWS-B <sup>2</sup>

(1) Instrument QC Batch: MA20220

(2) Prep QC Batch: MP46163

---

RL = Reporting Limit

# Report of Analysis

<b>Client Sample ID:</b> BKG03@4'	<b>Date Sampled:</b> 02/12/26
<b>Lab Sample ID:</b> DA79594-5	<b>Date Received:</b> 02/12/26
<b>Matrix:</b> SO - Soil	<b>Percent Solids:</b> 83.0
<b>Project:</b> Gollner O 27-03 WH	

## Metals Analysis

Analyte	Result	RL	Units	DF	Prep	Analyzed By	Method	Prep Method
Arsenic	5.8	0.23	mg/kg	10	02/13/26	02/16/26 GS	SW846 6020B <sup>1</sup>	SW846 3050B <sup>2</sup>
Barium	184	2.3	mg/kg	10	02/13/26	02/16/26 GS	SW846 6020B <sup>1</sup>	SW846 3050B <sup>2</sup>
Cadmium	0.24	0.11	mg/kg	10	02/13/26	02/16/26 GS	SW846 6020B <sup>1</sup>	SW846 3050B <sup>2</sup>
Copper	13.6	2.3	mg/kg	10	02/13/26	02/16/26 GS	SW846 6020B <sup>1</sup>	SW846 3050B <sup>2</sup>
Lead	11.5	0.57	mg/kg	10	02/13/26	02/16/26 GS	SW846 6020B <sup>1</sup>	SW846 3050B <sup>2</sup>
Nickel	15.6	2.3	mg/kg	10	02/13/26	02/16/26 GS	SW846 6020B <sup>1</sup>	SW846 3050B <sup>2</sup>
Selenium	0.41	0.23	mg/kg	10	02/13/26	02/16/26 GS	SW846 6020B <sup>1</sup>	SW846 3050B <sup>2</sup>
Silver	< 0.11	0.11	mg/kg	10	02/13/26	02/16/26 GS	SW846 6020B <sup>1</sup>	SW846 3050B <sup>2</sup>
Zinc	51.4	11	mg/kg	10	02/13/26	02/16/26 GS	SW846 6020B <sup>1</sup>	SW846 3050B <sup>2</sup>

(1) Instrument QC Batch: MA20211

(2) Prep QC Batch: MP46161

RL = Reporting Limit

## Report of Analysis

<b>Client Sample ID:</b> BKG03@4'	<b>Date Sampled:</b> 02/12/26
<b>Lab Sample ID:</b> DA79594-5	<b>Date Received:</b> 02/12/26
<b>Matrix:</b> SO - Soil	<b>Percent Solids:</b> 83.0
<b>Project:</b> Gollner O 27-03 WH	

### General Chemistry

Analyte	Result	RL	Units	DF	Analyzed	By	Method
<b>%solids</b>							
Solids, Percent	83		%	1	02/12/26 15:00	LM	SM2540G-2011 M
<b>pH-saturated paste method</b>							
pH <sup>a</sup>	7.73		su	1	02/13/26 13:05	SN	WREP-125,4E-SATPASTE
<b>prep: DEPT.OF AG, BOOK N9</b>							
Specific Conductivity	4.7	0.0010	mmhos/cm	1	02/13/26 13:00	SN	SM 2510B-2011 MOD
Chromium, Hexavalent <sup>b</sup>	< 0.48	0.48	mg/kg	1	02/19/26 17:40	ANJ	SW846 3060A/7199

(a) Saturated paste was generated on 02/13/26.

(b) Sample digested on 02/17/2026 Analysis performed at SGS Dayton, NJ.

RL = Reporting Limit

# Report of Analysis

<b>Client Sample ID:</b> BKG03@4'	<b>Date Sampled:</b> 02/12/26
<b>Lab Sample ID:</b> DA79594-5A	<b>Date Received:</b> 02/12/26
<b>Matrix:</b> SO - Soil	<b>Percent Solids:</b> 83.0
<b>Project:</b> Gollner O 27-03 WH	

## SAR Metals Analysis

Analyte	Result	RL	Units	DF	Prep	Analyzed By	Method	Prep Method
Calcium	342	6.0	mg/l	1	02/13/26	02/17/26 BR	SW846 6010C <sup>1</sup>	USDA HANDBOOK 60 <sup>2</sup>
Magnesium	378	3.0	mg/l	1	02/13/26	02/17/26 BR	SW846 6010C <sup>1</sup>	USDA HANDBOOK 60 <sup>2</sup>
Sodium	303	6.0	mg/l	1	02/13/26	02/17/26 BR	SW846 6010C <sup>1</sup>	USDA HANDBOOK 60 <sup>2</sup>

(1) Instrument QC Batch: MA20221

(2) Prep QC Batch: MP46187

RL = Reporting Limit

## Report of Analysis

<b>Client Sample ID:</b> BKG03@4'	<b>Date Sampled:</b> 02/12/26
<b>Lab Sample ID:</b> DA79594-5A	<b>Date Received:</b> 02/12/26
<b>Matrix:</b> SO - Soil	<b>Percent Solids:</b> 83.0
<b>Project:</b> Gollner O 27-03 WH	

### General Chemistry

Analyte	Result	RL	Units	DF	Analyzed	By	Method
Sodium Adsorption Ratio <sup>a</sup>	2.69		ratio	1	02/17/26 15:52	BR	USDA HANDBOOK 60

(a) Calculated as:  $(Na \text{ meq/L}) / \sqrt{[(Ca \text{ meq/L}) + (Mg \text{ meq/L})/2]}$

---

RL = Reporting Limit

## Report of Analysis

<b>Client Sample ID:</b> BKG03@4'	<b>Date Sampled:</b> 02/12/26
<b>Lab Sample ID:</b> DA79594-5B	<b>Date Received:</b> 02/12/26
<b>Matrix:</b> SO - Soil	<b>Percent Solids:</b> 83.0
<b>Project:</b> Gollner O 27-03 WH	

### Hot Water Soluble Boron Metals Analysis

Analyte	Result	RL	Units	DF	Prep	Analyzed By	Method	Prep Method
Boron	0.890	0.25	mg/l	1	02/13/26	02/17/26 BR	SW846 6010C <sup>1</sup>	HWS-B <sup>2</sup>

(1) Instrument QC Batch: MA20220

(2) Prep QC Batch: MP46163

---

RL = Reporting Limit

Misc. Forms

---

Custody Documents and Other Forms

---

Includes the following where applicable:

- Chain of Custody



## SGS Sample Receipt Summary

Job Number: da79594

Client: CDH

Project: GOLLNER O 27-03 WH

Date / Time Received: 2/12/2026 3:20:00 PM

Delivery Method: hd

Airbill #'s: \_\_\_\_\_

Cooler Temps (Raw Measured) °C: Cooler 1: (4.1);

Cooler Temps (Corrected) °C: Cooler 1: (4.1);

**Cooler Informatio**

Y or N

- 1. Custody Seals Present:
- 2. Custody Seals Intact:
- 3. Temp criteria achieved:
- 4. Cooler temp verification: IR Gun
- 5. Cooler media: Ice (Bag)

**Trip Blank Information**

Y or N N/A

- 1. Trip Blank present / cooler:
- 2. Trip Blank listed on COC:

W or S N/A

- 3. Type of TB Received:

**Sample Information**

Y or N N/A

- 1. Sample labels present on bottles:
- 2. Samples presented properly:
- 3. Sufficient volume/containers recv'd for analysis:
- 4. Condition of sample: Intact
- 5. Sample recv'd within HT:
- 6. Dates/Times/IDs on COC match sample label:
- 7. VOCs have headspace:
- 8. Bottles received for unspecified tests:
- 9. Compositing instructions clear:
- 10. Voa Soil Kits/Jars received past 48hrs?
- 11. % Solids Jar Received?

**Misc Information**

Number of Encores: 25 Gram 5 Gram Number of Lab Filtered Metals  
 Test Strip Lot #: pH 0-3: \_\_\_\_\_ pH 10-12: \_\_\_\_\_ Other: (Specify) \_\_\_\_\_  
 Residual Chlorine Test Strip Lot: \_\_\_\_\_

Comments

SM001

Rev. Date 05/04/17

Technician: JEREMYD

Date: 2/12/2026 3:45:47 PM

Reviewer: \_\_\_\_\_

Date: \_\_\_\_\_

DA79594: Chain of Custody

Page 2 of 2

4.1  
4

MS Semi-volatiles

QC Data Summaries

Includes the following where applicable:

- Method Blank Summaries
- Blank Spike Summaries
- Matrix Spike and Duplicate Summaries

## Method Blank Summary

**Job Number:** DA79594  
**Account:** CHEVCDH Chevron/CDH  
**Project:** Gollner O 27-03 WH

Sample	File ID	DF	Analyzed	By	Prep Date	Prep Batch	Analytical Batch
OP30127-MB	6G026259.D	1	02/15/26	ZL	02/14/26	OP30127	E6G981

The QC reported here applies to the following samples:

Method: SW846 8270E

DA79594-1, DA79594-2

CAS No.	Compound	Result	RL	Units	Q
83-32-9	Acenaphthene	ND	4.0	ug/kg	
120-12-7	Anthracene	ND	4.0	ug/kg	
56-55-3	Benzo(a)anthracene	ND	5.0	ug/kg	
205-99-2	Benzo(b)fluoranthene	ND	4.0	ug/kg	
207-08-9	Benzo(k)fluoranthene	ND	4.0	ug/kg	
50-32-8	Benzo(a)pyrene	ND	4.0	ug/kg	
218-01-9	Chrysene	ND	4.0	ug/kg	
53-70-3	Dibenzo(a,h)anthracene	ND	4.0	ug/kg	
206-44-0	Fluoranthene	ND	4.0	ug/kg	
86-73-7	Fluorene	ND	4.0	ug/kg	
193-39-5	Indeno(1,2,3-cd)pyrene	ND	4.0	ug/kg	
90-12-0	1-Methylnaphthalene	ND	4.0	ug/kg	
91-57-6	2-Methylnaphthalene	ND	4.0	ug/kg	
91-20-3	Naphthalene	ND	2.0	ug/kg	
129-00-0	Pyrene	ND	4.0	ug/kg	

CAS No.	Surrogate Recoveries	Limits	
321-60-8	2-Fluorobiphenyl	94%	22-138%
4165-60-0	Nitrobenzene-d5	102%	32-143%
1718-51-0	Terphenyl-d14	112%	48-149%

# Blank Spike Summary

**Job Number:** DA79594  
**Account:** CHEVCDH Chevron/CDH  
**Project:** Gollner O 27-03 WH

Sample	File ID	DF	Analyzed	By	Prep Date	Prep Batch	Analytical Batch
OP30127-BS3	6G026260.D	1	02/15/26	ZL	02/14/26	OP30127	E6G981

The QC reported here applies to the following samples:

Method: SW846 8270E

DA79594-1, DA79594-2

CAS No.	Compound	Spike ug/kg	BSP ug/kg	BSP %	Limits
83-32-9	Acenaphthene	200	147	74	46-152
120-12-7	Anthracene	200	188	94	65-147
56-55-3	Benzo(a)anthracene	200	183	92	64-144
205-99-2	Benzo(b)fluoranthene	200	194	97	70-154
207-08-9	Benzo(k)fluoranthene	200	196	98	70-158
50-32-8	Benzo(a)pyrene	200	183	92	64-159
218-01-9	Chrysene	200	189	95	70-156
53-70-3	Dibenzo(a,h)anthracene	200	179	90	63-156
206-44-0	Fluoranthene	200	208	104	62-155
86-73-7	Fluorene	200	163	82	55-151
193-39-5	Indeno(1,2,3-cd)pyrene	200	183	92	67-156
90-12-0	1-Methylnaphthalene	200	122	61	21-168
91-57-6	2-Methylnaphthalene	200	119	60	18-161
91-20-3	Naphthalene	200	128	64	2-173
129-00-0	Pyrene	200	195	98	61-158

CAS No.	Surrogate Recoveries	BSP	Limits
321-60-8	2-Fluorobiphenyl	88%	22-138%
4165-60-0	Nitrobenzene-d5	99%	32-143%
1718-51-0	Terphenyl-d14	86%	48-149%

\* = Outside of Control Limits.

# Matrix Spike/Matrix Spike Duplicate Summary

**Job Number:** DA79594  
**Account:** CHEVCDH Chevron/CDH  
**Project:** Gollner O 27-03 WH

Sample	File ID	DF	Analyzed	By	Prep Date	Prep Batch	Analytical Batch
OP30127-MS3	6G026261.D	1	02/15/26	ZL	02/14/26	OP30127	E6G981
OP30127-MSD3	6G026262.D	1	02/15/26	ZL	02/14/26	OP30127	E6G981
DA79561-3	6G026263.D	1	02/15/26	ZL	02/14/26	OP30127	E6G981

The QC reported here applies to the following samples:

Method: SW846 8270E

DA79594-1, DA79594-2

CAS No.	Compound	DA79561-3 ug/kg	Spike Q ug/kg	MS ug/kg	MS %	Spike ug/kg	MSD ug/kg	MSD %	RPD	Limits Rec/RPD
83-32-9	Acenaphthene	< 4.1	206	167	81	202	168	83	1	30-148/32
120-12-7	Anthracene	< 4.1	206	193	94	202	190	94	2	40-148/33
56-55-3	Benzo(a)anthracene	< 5.2	206	197	96	202	187	93	5	44-144/32
205-99-2	Benzo(b)fluoranthene	< 4.1	206	195	95	202	177	88	10	36-166/43
207-08-9	Benzo(k)fluoranthene	< 4.1	206	188	91	202	178	88	5	43-165/41
50-32-8	Benzo(a)pyrene	< 4.1	206	190	92	202	186	92	2	41-161/37
218-01-9	Chrysene	< 4.1	206	185	90	202	178	88	4	52-152/32
53-70-3	Dibenzo(a,h)anthracene	< 4.1	206	176	85	202	167	83	5	42-155/36
206-44-0	Fluoranthene	< 4.1	206	203	98	202	192	95	6	40-151/34
86-73-7	Fluorene	< 4.1	206	193	94	202	191	95	1	34-149/34
193-39-5	Indeno(1,2,3-cd)pyrene	< 4.1	206	180	87	202	167	83	7	41-156/37
90-12-0	1-Methylnaphthalene	< 4.1	206	124	60	202	124	62	0	23-149/36
91-57-6	2-Methylnaphthalene	< 4.1	206	120	58	202	122	61	2	18-144/35
91-20-3	Naphthalene	< 2.1	206	137	66	202	130	64	5	18-150/32
129-00-0	Pyrene	< 4.1	206	205	99	202	195	97	5	38-156/33

CAS No.	Surrogate Recoveries	MS	MSD	DA79561-3	Limits
321-60-8	2-Fluorobiphenyl	103%	96%	88%	22-138%
4165-60-0	Nitrobenzene-d5	118%	116%	114%	32-143%
1718-51-0	Terphenyl-d14	96%	91%	85%	48-149%

\* = Outside of Control Limits.

5.3.1  
5

## GC/LC Semi-volatiles

### QC Data Summaries

---

Includes the following where applicable:

- Method Blank Summaries
- Blank Spike Summaries
- Matrix Spike and Duplicate Summaries

# Method Blank Summary

**Job Number:** DA79594  
**Account:** CHEVCDH Chevron/CDH  
**Project:** Gollner O 27-03 WH

Sample	File ID	DF	Analyzed	By	Prep Date	Prep Batch	Analytical Batch
OP30126-MB	FH085925.D	1	02/16/26	JB	02/13/26	OP30126	GFH24086

The QC reported here applies to the following samples:

Method: SW846-8015C

DA79594-1, DA79594-2

CAS No.	Compound	Result	RL	Units	Q
	TPH-DRO (C10-C28)	ND	4.0	mg/kg	
	TPH-ORO (> C28-C36)	ND	6.0	mg/kg	

CAS No.	Surrogate Recoveries	Limits
84-15-1	o-Terphenyl	95% 44-149%

6.1.1  
6

# Blank Spike Summary

**Job Number:** DA79594  
**Account:** CHEVCDH Chevron/CDH  
**Project:** Gollner O 27-03 WH

Sample	File ID	DF	Analyzed	By	Prep Date	Prep Batch	Analytical Batch
OP30126-BS1	FH085926.D	1	02/16/26	JB	02/13/26	OP30126	GFH24086

The QC reported here applies to the following samples:

Method: SW846-8015C

DA79594-1, DA79594-2

CAS No.	Compound	Spike mg/kg	BSP mg/kg	BSP %	Limits
	TPH-DRO (C10-C28)	400	379	95	66-130

CAS No.	Surrogate Recoveries	BSP	Limits
84-15-1	o-Terphenyl	91%	44-149%

\* = Outside of Control Limits.

# Blank Spike Summary

**Job Number:** DA79594  
**Account:** CHEVCDH Chevron/CDH  
**Project:** Gollner O 27-03 WH

Sample	File ID	DF	Analyzed	By	Prep Date	Prep Batch	Analytical Batch
OP30126-BS2	FH085927.D	1	02/16/26	JB	02/13/26	OP30126	GFH24086

The QC reported here applies to the following samples:

Method: SW846-8015C

DA79594-1, DA79594-2

CAS No.	Compound	Spike mg/kg	BSP mg/kg	BSP %	Limits
	TPH-ORO (> C28-C36)	400	457	115	49-160

CAS No.	Surrogate Recoveries	BSP	Limits
84-15-1	o-Terphenyl	94%	44-149%

\* = Outside of Control Limits.

# Matrix Spike/Matrix Spike Duplicate Summary

**Job Number:** DA79594  
**Account:** CHEVCDH Chevron/CDH  
**Project:** Gollner O 27-03 WH

Sample	File ID	DF	Analyzed	By	Prep Date	Prep Batch	Analytical Batch
OP30126-MS2	FH085930.D	1	02/16/26	JB	02/14/26	OP30126	GFH24086
OP30126-MSD2	FH085931.D	1	02/16/26	JB	02/13/26	OP30126	GFH24086
DA79561-2	FH86288.D	1	02/21/26	JB	02/13/26	OP30126	GFH24092

The QC reported here applies to the following samples:

Method: SW846-8015C

DA79594-1, DA79594-2

CAS No.	Compound	DA79561-2 mg/kg	Spike mg/kg	MS mg/kg	MS %	Spike mg/kg	MSD mg/kg	MSD %	RPD	Limits Rec/RPD
	TPH-ORO (> C28-C36)	102	402	574	118	396	577	122	1	24-189/30

CAS No.	Surrogate Recoveries	MS	MSD	DA79561-2	Limits
84-15-1	o-Terphenyl	93%	93%	103%	44-149%

\* = Outside of Control Limits.

# Matrix Spike/Matrix Spike Duplicate Summary

**Job Number:** DA79594  
**Account:** CHEVCDH Chevron/CDH  
**Project:** Gollner O 27-03 WH

Sample	File ID	DF	Analyzed	By	Prep Date	Prep Batch	Analytical Batch
OP30126-MS1	FH085928.D	1	02/16/26	JB	02/13/26	OP30126	GFH24086
OP30126-MSD1	FH085929.D	1	02/16/26	JB	02/14/26	OP30126	GFH24086
DA79561-1	FH085932.D	1	02/16/26	JB	02/13/26	OP30126	GFH24086

The QC reported here applies to the following samples:

Method: SW846-8015C

DA79594-1, DA79594-2

CAS No.	Compound	DA79561-1 mg/kg	Spike Q mg/kg	MS mg/kg	MS %	Spike mg/kg	MSD mg/kg	MSD %	RPD	Limits Rec/RPD
	TPH-DRO (C10-C28)	< 4.6	450	417	92	470	430	92	3	34-156/36

CAS No.	Surrogate Recoveries	MS	MSD	DA79561-1	Limits
84-15-1	o-Terphenyl	95%	93%	73%	44-149%

\* = Outside of Control Limits.

## Metals Analysis

---

## QC Data Summaries

---

Includes the following where applicable:

- Method Blank Summaries
- Matrix Spike and Duplicate Summaries
- Blank Spike and Lab Control Sample Summaries
- Serial Dilution Summaries

BLANK RESULTS SUMMARY  
Part 2 - Method Blanks

Login Number: DA79594  
Account: CHEVCDH - Chevron/CDH  
Project: Gollner O 27-03 WH

QC Batch ID: MP46161  
Matrix Type: SOLID

Methods: SW846 6020B  
Units: mg/kg

Prep Date: 02/13/26

Metal	RL	IDL	MDL	MB raw	final
Aluminum	50	.52	5		
Antimony	0.40	.01	.05		
Arsenic	0.20	.05	.05	0.041	<0.20
Barium	2.0	.096	.24	0.051	<2.0
Beryllium	0.20	.077	.04		
Boron	40	18	10		
Cadmium	0.10	.03	.04	0.0022	<0.10
Calcium	400	25	30		
Chromium	2.0	.087	.6		
Cobalt	0.20	.04	.025		
Copper	2.0	.05	.25	0.099	<2.0
Iron	20	1.6	15		
Lead	0.50	.094	.2	0.0098	<0.50
Magnesium	100	10	10		
Manganese	1.0	.079	.2		
Molybdenum	1.0	.037	.27		
Nickel	2.0	.098	.2	-0.0045	<2.0
Phosphorus	60	7.6	25		
Potassium	200	2	25		
Selenium	0.20	.05	.05	0.0093	<0.20
Silver	0.10	.0081	.03	0.00057	<0.10
Sodium	500	10	30		
Strontium	20	.1	1		
Thallium	0.20	.032	.04		
Tin	10	.22	4		
Titanium	2.0	.05	.3		
Uranium	0.20	.015	.1		
Vanadium	1.0	.14	.2		
Zinc	10	.05	1	0.15	<10

Associated samples MP46161: DA79594-3, DA79594-4, DA79594-5, DA79594-1C, DA79594-2C

Results < IDL are shown as zero for calculation purposes  
(\* ) Outside of QC limits  
(anr) Analyte not requested

7.1.1  
7

MATRIX SPIKE AND DUPLICATE RESULTS SUMMARY

Login Number: DA79594  
 Account: CHEVCDH - Chevron/CDH  
 Project: Gollner O 27-03 WH

QC Batch ID: MP46161  
 Matrix Type: SOLID

Methods: SW846 6020B  
 Units: mg/kg

Prep Date: 02/13/26

Metal	DA79594-5 Original MS		Spike/lot ICPMS6	% Rec	QC Limits
Aluminum					
Antimony					
Arsenic	5.8	120	118	96.7	75-125
Barium	184	738	236	234.5N(a)	75-125
Beryllium					
Boron					
Cadmium	0.24	62.6	59.1	105.6	75-125
Calcium					
Chromium					
Cobalt					
Copper	13.6	70.8	59.1	96.9	75-125
Iron					
Lead	11.5	131	118	101.2	75-125
Magnesium					
Manganese					
Molybdenum					
Nickel	15.6	72.1	59.1	95.7	75-125
Phosphorus					
Potassium					
Selenium	0.41	114	118	96.2	75-125
Silver	0.049	24.5	23.6	103.5	75-125
Sodium					
Strontium					
Thallium					
Tin					
Titanium					
Uranium					
Vanadium					
Zinc	51.4	110	59.1	99.2	75-125

Associated samples MP46161: DA79594-3, DA79594-4, DA79594-5, DA79594-1C, DA79594-2C

Results < IDL are shown as zero for calculation purposes

(\*) Outside of QC limits

(N) Matrix Spike Rec. outside of QC limits

(anr) Analyte not requested

(a) Spike recovery indicates possible matrix interference and/or sample nonhomogeneity.

7.1.2  
7

MATRIX SPIKE AND DUPLICATE RESULTS SUMMARY

Login Number: DA79594  
 Account: CHEVCDH - Chevron/CDH  
 Project: Gollner O 27-03 WH

QC Batch ID: MP46161  
 Matrix Type: SOLID

Methods: SW846 6020B  
 Units: mg/kg

Prep Date: 02/13/26

Metal	DA79594-5 Original MSD		SpikeLot ICPMS6 % Rec		MSD RPD	QC Limit
Aluminum						
Antimony						
Arsenic	5.8	113	115	93.4	6.0	20
Barium	184	439	229	111.1	50.8 (a)	20
Beryllium						
Boron						
Cadmium	0.24	59.4	57.4	103.1	5.2	20
Calcium						
Chromium						
Cobalt						
Copper	13.6	68.3	57.4	95.3	3.6	20
Iron						
Lead	11.5	125	115	98.9	4.7	20
Magnesium						
Manganese						
Molybdenum						
Nickel	15.6	69.9	57.4	94.6	3.1	20
Phosphorus						
Potassium						
Selenium	0.41	109	115	94.6	4.5	20
Silver	0.049	23.4	22.9	101.8	4.6	20
Sodium						
Strontium						
Thallium						
Tin						
Titanium						
Uranium						
Vanadium						
Zinc	51.4	106	57.4	95.2	3.7	20

Associated samples MP46161: DA79594-3, DA79594-4, DA79594-5, DA79594-1C, DA79594-2C

Results < IDL are shown as zero for calculation purposes  
 (\*) Outside of QC limits  
 (N) Matrix Spike Rec. outside of QC limits  
 (anr) Analyte not requested  
 (a) High RPD due to possible sample nonhomogeneity.

7.1.2  
7

SPIKE BLANK AND LAB CONTROL SAMPLE SUMMARY

Login Number: DA79594  
 Account: CHEVCDH - Chevron/CDH  
 Project: Gollner O 27-03 WH

QC Batch ID: MP46161  
 Matrix Type: SOLID

Methods: SW846 6020B  
 Units: mg/kg

Prep Date: 02/13/26

Metal	BSP Result	Spikelot ICPMS6	% Rec	QC Limits
Aluminum				
Antimony				
Arsenic	101	100	101.0	80-120
Barium	199	200	99.5	80-120
Beryllium				
Boron				
Cadmium	51.7	50	103.4	80-120
Calcium				
Chromium				
Cobalt				
Copper	51.4	50	102.8	80-120
Iron				
Lead	102	100	102.0	80-120
Magnesium				
Manganese				
Molybdenum				
Nickel	51.3	50	102.6	80-120
Phosphorus				
Potassium				
Selenium	102	100	102.0	80-120
Silver	20.2	20	101.0	80-120
Sodium				
Strontium				
Thallium				
Tin				
Titanium				
Uranium				
Vanadium				
Zinc	51.1	50	102.2	80-120

Associated samples MP46161: DA79594-3, DA79594-4, DA79594-5, DA79594-1C, DA79594-2C

Results < IDL are shown as zero for calculation purposes  
 (\*) Outside of QC limits  
 (anr) Analyte not requested

7.1.3  
7

SERIAL DILUTION RESULTS SUMMARY

Login Number: DA79594  
 Account: CHEVCDH - Chevron/CDH  
 Project: Gollner O 27-03 WH

QC Batch ID: MP46161  
 Matrix Type: SOLID

Methods: SW846 6020B  
 Units: ug/l

Prep Date: 02/13/26

Metal	DA79594-5 Original SDL 10:50%DIF		QC Limits
Aluminum			
Antimony			
Arsenic	51.1	51.2	0.2 0-20
Barium	1620	1660	2.6 0-20
Beryllium			
Boron			
Cadmium	2.12	2.03	4.3 0-20
Calcium			
Chromium			
Cobalt			
Copper	120	124	3.8 0-20
Iron			
Lead	101	103	1.6 0-20
Magnesium			
Manganese			
Molybdenum			
Nickel	137	139	1.2 0-20
Phosphorus			
Potassium			
Selenium	3.63	3.92	8.0 0-20
Silver	0.429	0.520	21.4 (a) 0-20
Sodium			
Strontium			
Thallium			
Tin			
Titanium			
Uranium			
Vanadium			
Zinc	452	467	3.2 0-20

Associated samples MP46161: DA79594-3, DA79594-4, DA79594-5, DA79594-1C, DA79594-2C

Results < IDL are shown as zero for calculation purposes

(\*) Outside of QC limits

(anr) Analyte not requested

(a) Percent difference acceptable due to low initial sample concentration (< 50 times IDL).

7.1.4  
7

BLANK RESULTS SUMMARY  
Part 2 - Method Blanks

Login Number: DA79594  
Account: CHEVCDH - Chevron/CDH  
Project: Gollner O 27-03 WH

QC Batch ID: MP46163  
Matrix Type: AQUEOUS

Methods: SW846 6010C  
Units: ug/l

Prep Date: 02/13/26

Metal	RL	IDL	MDL	MB raw	final
Aluminum	500	9.9	75		
Antimony	150	30	34		
Arsenic	130	11	23		
Barium	50	.95	6.5		
Beryllium	50	.5	6.5		
Boron	250	6.3	32	436	* (a)
Cadmium	50	1.1	6.5		
Calcium	2000	28	250		
Chromium	50	3.4	6.5		
Cobalt	25	4.1	3.2		
Copper	50	2.5	6.5		
Iron	350	9.3	60		
Lead	250	21	32		
Lithium	25	10	6.5		
Magnesium	1000	35	130		
Manganese	25	.85	3.2		
Molybdenum	50	13	14		
Nickel	150	5.7	19		
Phosphorus	500	58	80		
Potassium	5000	180	630		
Selenium	250	46	110		
Silicon	1000	210	750		
Silver	150	2.8	19		
Sodium	2000	43	250		
Strontium	25	.5	3.2		
Thallium	50	30	22		
Tin	300	17	260		
Titanium	50	2.2	6.5		
Uranium	250	57	43		
Vanadium	50	5.2	6.5		
Zinc	150	3.4	19		

Associated samples MP46163: DA79594-1B, DA79594-2B, DA79594-3B, DA79594-4B, DA79594-5B

Results < IDL are shown as zero for calculation purposes  
(\* ) Outside of QC limits

BLANK RESULTS SUMMARY  
Part 2 - Method Blanks

Login Number: DA79594  
Account: CHEVCDH - Chevron/CDH  
Project: Gollner O 27-03 WH

QC Batch ID: MP46163  
Matrix Type: AQUEOUS


Methods: SW846 6010C  
Units: ug/l

Prep Date: 02/13/26

Metal	RL	IDL	MDL	MB raw	final
-------	----	-----	-----	-----------	-------

(anr) Analyte not requested

(a) Element detected in the MB greater than 1/2 the reporting limit. Reported samples are below project screening limits.



MATRIX SPIKE AND DUPLICATE RESULTS SUMMARY

Login Number: DA79594  
 Account: CHEVCDH - Chevron/CDH  
 Project: Gollner O 27-03 WH

QC Batch ID: MP46163  
 Matrix Type: AQUEOUS

Methods: SW846 6010C  
 Units: ug/l

Prep Date: 02/13/26 02/13/26

Metal	DA79594-5B Original	DUP	RPD	QC Limits	DA79594-5B Original MS	Spikelot ICPAL6	% Rec	QC Limits	
Aluminum									
Antimony									
Arsenic									
Barium									
Beryllium									
Boron	890	920	3.3	0-20	890	11600	10000	107.1	75-125
Cadmium									
Calcium									
Chromium									
Cobalt									
Copper									
Iron									
Lead									
Lithium									
Magnesium									
Manganese									
Molybdenum									
Nickel									
Phosphorus									
Potassium									
Selenium									
Silicon									
Silver									
Sodium									
Strontium									
Thallium									
Tin									
Titanium									
Uranium									
Vanadium									
Zinc									

Associated samples MP46163: DA79594-1B, DA79594-2B, DA79594-3B, DA79594-4B, DA79594-5B

Results < IDL are shown as zero for calculation purposes  
 (\*) Outside of QC limits

7.2.2  
7

MATRIX SPIKE AND DUPLICATE RESULTS SUMMARY

Login Number: DA79594  
 Account: CHEVCDH - Chevron/CDH  
 Project: Gollner O 27-03 WH


QC Batch ID: MP46163  
 Matrix Type: AQUEOUS

Methods: SW846 6010C  
 Units: ug/l

Prep Date: 02/13/26 02/13/26

Metal	DA79594-5B Original DUP	RPD	QC Limits	DA79594-5B Original MS	Spikelot ICPALL6	% Rec	QC Limits
-------	----------------------------	-----	--------------	---------------------------	---------------------	-------	--------------

(N) Matrix Spike Rec. outside of QC limits  
 (anr) Analyte not requested



7.2.2

7

SPIKE BLANK AND LAB CONTROL SAMPLE SUMMARY

Login Number: DA79594  
 Account: CHEVCDH - Chevron/CDH  
 Project: Gollner O 27-03 WH

QC Batch ID: MP46163  
 Matrix Type: AQUEOUS

Methods: SW846 6010C  
 Units: ug/l

Prep Date: 02/13/26

Metal	BSP Result	Spikelot ICPALL6	% Rec	QC Limits
Aluminum				
Antimony				
Arsenic				
Barium				
Beryllium				
Boron	10300	10000	103.0	80-120
Cadmium				
Calcium				
Chromium				
Cobalt				
Copper				
Iron				
Lead				
Lithium				
Magnesium				
Manganese				
Molybdenum				
Nickel				
Phosphorus				
Potassium				
Selenium				
Silicon				
Silver				
Sodium				
Strontium				
Thallium				
Tin				
Titanium				
Uranium				
Vanadium				
Zinc				

Associated samples MP46163: DA79594-1B, DA79594-2B, DA79594-3B, DA79594-4B, DA79594-5B

Results < IDL are shown as zero for calculation purposes  
 (\*) Outside of QC limits

SPIKE BLANK AND LAB CONTROL SAMPLE SUMMARY

Login Number: DA79594  
Account: CHEVCDH - Chevron/CDH  
Project: Gollner O 27-03 WH


QC Batch ID: MP46163  
Matrix Type: AQUEOUS

Methods: SW846 6010C  
Units: ug/l

Prep Date: 02/13/26

Metal	BSP Result	Spikelot ICPALL6	% Rec	QC Limits
-------	---------------	---------------------	-------	--------------

(anr) Analyte not requested



SERIAL DILUTION RESULTS SUMMARY

Login Number: DA79594  
 Account: CHEVCDH - Chevron/CDH  
 Project: Gollner O 27-03 WH

QC Batch ID: MP46163  
 Matrix Type: AQUEOUS

Methods: SW846 6010C  
 Units: ug/l

Prep Date: 02/13/26

Metal	DA79594-5B Original SDL 1:5	%DIF	QC Limits
Aluminum			
Antimony			
Arsenic			
Barium			
Beryllium			
Boron	178	163	8.4 0-10
Cadmium			
Calcium			
Chromium			
Cobalt			
Copper			
Iron			
Lead			
Lithium			
Magnesium			
Manganese			
Molybdenum			
Nickel			
Phosphorus			
Potassium			
Selenium			
Silicon			
Silver			
Sodium			
Strontium			
Thallium			
Tin			
Titanium			
Uranium			
Vanadium			
Zinc			

Associated samples MP46163: DA79594-1B, DA79594-2B, DA79594-3B, DA79594-4B, DA79594-5B

Results < IDL are shown as zero for calculation purposes  
 (\*) Outside of QC limits

7.2.4  
7

SERIAL DILUTION RESULTS SUMMARY

Login Number: DA79594  
Account: CHEVCDH - Chevron/CDH  
Project: Gollner O 27-03 WH


QC Batch ID: MP46163  
Matrix Type: AQUEOUS

Methods: SW846 6010C  
Units: ug/l

Prep Date: 02/13/26

Metal	DA79594-5B	QC
	Original SDL 1:5 %DIF	Limits

(anr) Analyte not requested



BLANK RESULTS SUMMARY  
Part 2 - Method Blanks

Login Number: DA79594  
Account: CHEVCDH - Chevron/CDH  
Project: Gollner O 27-03 WH

QC Batch ID: MP46187  
Matrix Type: AQUEOUS

Methods: SW846 6010C  
Units: ug/l

Prep Date: 02/13/26

Metal	RL	IDL	MDL	MB raw	final
Aluminum	1500	71	230		
Antimony	450	50	100		
Arsenic	380	68	69		
Barium	150	3	20		
Beryllium	150	2.3	20		
Boron	750	160	95		
Cadmium	150	5.3	20		
Calcium	6000	100	750	85.5	<6000
Chromium	150	9.4	20		
Cobalt	75	11	9.5		
Copper	150	6.9	20		
Iron	1100	41	180		
Lead	750	64	95		
Lithium	75	7.5	20		
Magnesium	3000	330	380	-180	<3000
Manganese	75	7.3	9.5		
Molybdenum	150	29	42		
Nickel	450	23	57		
Phosphorus	1500	1400	240		
Potassium	15000	380	1900		
Selenium	750	200	320		
Silicon	3000	66	2300		
Silver	450	14	57		
Sodium	6000	67	750	-280	<6000
Strontium	75	2.1	9.5		
Thallium	150	140	65		
Tin	900	44	770		
Titanium	150	7	20		
Uranium	750	95	130		
Vanadium	150	3.9	20		
Zinc	450	12	57		

Associated samples MP46187: DA79594-1A, DA79594-2A, DA79594-3A, DA79594-4A, DA79594-5A

Results < IDL are shown as zero for calculation purposes  
(\* ) Outside of QC limits

BLANK RESULTS SUMMARY  
Part 2 - Method Blanks

Login Number: DA79594  
Account: CHEVCDH - Chevron/CDH  
Project: Gollner O 27-03 WH


QC Batch ID: MP46187  
Matrix Type: AQUEOUS

Methods: SW846 6010C  
Units: ug/l

Prep Date: 02/13/26

Metal	RL	IDL	MDL	MB raw	final
-------	----	-----	-----	-----------	-------

(anr) Analyte not requested



MATRIX SPIKE AND DUPLICATE RESULTS SUMMARY

Login Number: DA79594  
 Account: CHEVCDH - Chevron/CDH  
 Project: Gollner O 27-03 WH

QC Batch ID: MP46187  
 Matrix Type: AQUEOUS

Methods: SW846 6010C  
 Units: ug/l

Prep Date: 02/13/26

Metal	DA79593-6A Original MS	Spikelot ICPAL6	% Rec	QC Limits	
Aluminum					
Antimony					
Arsenic					
Barium					
Beryllium					
Boron					
Cadmium					
Calcium	76500	448000	375000	99.1	75-125
Chromium					
Cobalt					
Copper					
Iron					
Lead					
Lithium					
Magnesium	32400	404000	375000	99.1	75-125
Manganese					
Molybdenum					
Nickel					
Phosphorus					
Potassium					
Selenium					
Silicon					
Silver					
Sodium	97700	470000	375000	99.3	75-125
Strontium					
Thallium					
Tin					
Titanium					
Uranium					
Vanadium					
Zinc					

Associated samples MP46187: DA79594-1A, DA79594-2A, DA79594-3A, DA79594-4A, DA79594-5A

Results < IDL are shown as zero for calculation purposes  
 (\*) Outside of QC limits

7.3.2  
7

MATRIX SPIKE AND DUPLICATE RESULTS SUMMARY

Login Number: DA79594  
Account: CHEVCDH - Chevron/CDH  
Project: Gollner O 27-03 WH


QC Batch ID: MP46187  
Matrix Type: AQUEOUS

Methods: SW846 6010C  
Units: ug/l

Prep Date: 02/13/26

Metal	DA79593-6A Original MS	SpikeLot ICPAL6	% Rec	QC Limits
-------	---------------------------	--------------------	-------	--------------

(N) Matrix Spike Rec. outside of QC limits  
(anr) Analyte not requested



MATRIX SPIKE AND DUPLICATE RESULTS SUMMARY

Login Number: DA79594  
 Account: CHEVCDH - Chevron/CDH  
 Project: Gollner O 27-03 WH

QC Batch ID: MP46187  
 Matrix Type: AQUEOUS

Methods: SW846 6010C  
 Units: ug/l

Prep Date: 02/13/26

Metal	DA79593-6A Original MSD	SpikeLot ICPAL6	% Rec	MSD RPD	QC Limit	
Aluminum						
Antimony						
Arsenic						
Barium						
Beryllium						
Boron						
Cadmium						
Calcium	76500	443000	375000	97.7	1.1	20
Chromium						
Cobalt						
Copper						
Iron						
Lead						
Lithium						
Magnesium	32400	399000	375000	97.8	1.2	20
Manganese						
Molybdenum						
Nickel						
Phosphorus						
Potassium						
Selenium						
Silicon						
Silver						
Sodium	97700	465000	375000	97.9	1.1	20
Strontium						
Thallium						
Tin						
Titanium						
Uranium						
Vanadium						
Zinc						

Associated samples MP46187: DA79594-1A, DA79594-2A, DA79594-3A, DA79594-4A, DA79594-5A

Results < IDL are shown as zero for calculation purposes  
 (\*) Outside of QC limits

7.3.2  
7

MATRIX SPIKE AND DUPLICATE RESULTS SUMMARY

Login Number: DA79594  
Account: CHEVCDH - Chevron/CDH  
Project: Gollner O 27-03 WH


QC Batch ID: MP46187  
Matrix Type: AQUEOUS

Methods: SW846 6010C  
Units: ug/l

Prep Date: 02/13/26

Metal	DA79593-6A Original MSD	SpikeLot ICPAL6 % Rec	MSD RPD	QC Limit
-------	----------------------------	--------------------------	------------	-------------

(N) Matrix Spike Rec. outside of QC limits  
(anr) Analyte not requested



SPIKE BLANK AND LAB CONTROL SAMPLE SUMMARY

Login Number: DA79594  
 Account: CHEVCDH - Chevron/CDH  
 Project: Gollner O 27-03 WH

QC Batch ID: MP46187  
 Matrix Type: AQUEOUS

Methods: SW846 6010C  
 Units: ug/l

Prep Date: 02/13/26

Metal	BSP Result	Spikelot ICPALL6	% Rec	QC Limits
Aluminum				
Antimony				
Arsenic				
Barium				
Beryllium				
Boron				
Cadmium				
Calcium	376000	375000	100.3	80-120
Chromium				
Cobalt				
Copper				
Iron				
Lead				
Lithium				
Magnesium	375000	375000	100.0	80-120
Manganese				
Molybdenum				
Nickel				
Phosphorus				
Potassium				
Selenium				
Silicon				
Silver				
Sodium	379000	375000	101.1	80-120
Strontium				
Thallium				
Tin				
Titanium				
Uranium				
Vanadium				
Zinc				

Associated samples MP46187: DA79594-1A, DA79594-2A, DA79594-3A, DA79594-4A, DA79594-5A

Results < IDL are shown as zero for calculation purposes  
 (\*) Outside of QC limits

SPIKE BLANK AND LAB CONTROL SAMPLE SUMMARY

Login Number: DA79594  
Account: CHEVCDH - Chevron/CDH  
Project: Gollner O 27-03 WH


QC Batch ID: MP46187  
Matrix Type: AQUEOUS

Methods: SW846 6010C  
Units: ug/l

Prep Date: 02/13/26

Metal	BSP Result	Spikelot ICPALL6	% Rec	QC Limits
-------	---------------	---------------------	-------	--------------

(anr) Analyte not requested



SERIAL DILUTION RESULTS SUMMARY

Login Number: DA79594  
 Account: CHEVCDH - Chevron/CDH  
 Project: Gollner O 27-03 WH

QC Batch ID: MP46187  
 Matrix Type: AQUEOUS

Methods: SW846 6010C  
 Units: ug/l

Prep Date: 02/13/26

Metal	DA79593-6A Original	SDL 1:5	%DIF	QC Limits
Aluminum				
Antimony				
Arsenic				
Barium				
Beryllium				
Boron				
Cadmium				
Calcium	5100	5130	0.6	0-10
Chromium				
Cobalt				
Copper				
Iron				
Lead				
Lithium				
Magnesium	2160	2080	3.6	0-10
Manganese				
Molybdenum				
Nickel				
Phosphorus				
Potassium				
Selenium				
Silicon				
Silver				
Sodium	6510	6300	3.2	0-10
Strontium				
Thallium				
Tin				
Titanium				
Uranium				
Vanadium				
Zinc				

Associated samples MP46187: DA79594-1A, DA79594-2A, DA79594-3A, DA79594-4A, DA79594-5A

Results < IDL are shown as zero for calculation purposes  
 (\*) Outside of QC limits

7.3.4  
7

SERIAL DILUTION RESULTS SUMMARY

Login Number: DA79594  
Account: CHEVCDH - Chevron/CDH  
Project: Gollner O 27-03 WH


QC Batch ID: MP46187  
Matrix Type: AQUEOUS

Methods: SW846 6010C  
Units: ug/l

Prep Date: 02/13/26

Metal	DA79593-6A	QC
	Original SDL 1:5 %DIF	Limits

(anr) Analyte not requested



General Chemistry

QC Data Summaries

Includes the following where applicable:

- Method Blank and Blank Spike Summaries
- Duplicate Summaries
- Matrix Spike Summaries

METHOD BLANK AND SPIKE RESULTS SUMMARY  
GENERAL CHEMISTRY

Login Number: DA79594  
Account: CHEVCDH - Chevron/CDH  
Project: Gollner O 27-03 WH

Analyte	Batch ID	RL	MB Result	Units	Spike Amount	BSP Result	BSP %Recov	QC Limits
Specific Conductivity	GP40739/GN72774			mmhos/cm	1.409	1.5	102.9	90-110%

Associated Samples:

Batch GP40739: DA79594-3, DA79594-4, DA79594-5, DA79594-1C, DA79594-2C

(\*) Outside of QC limits

8.1

8

DUPLICATE RESULTS SUMMARY  
GENERAL CHEMISTRY

Login Number: DA79594  
Account: CHEVCDH - Chevron/CDH  
Project: Gollner O 27-03 WH

Analyte	Batch ID	QC Sample	Units	Original Result	DUP Result	RPD	QC Limits
Specific Conductivity	GP40739/GN72774	DA79593-6	mmhos/cm	1.1	1.1	1.4	0-20%
pH	GN72739	DA79593-6	su	7.83	7.86(a)	0.4(a)	0-5%

Associated Samples:

Batch GN72739: DA79594-3, DA79594-4, DA79594-5, DA79594-1C, DA79594-2C

Batch GP40739: DA79594-3, DA79594-4, DA79594-5, DA79594-1C, DA79594-2C

(\*) Outside of QC limits

(a) Saturated paste was generated on 02/13/26.

8.2

8

Misc. Forms

---

Custody Documents and Other Forms

(SGS Scott, LA)

---

Includes the following where applicable:

- Chain of Custody



**CHAIN OF CUSTODY**  
 SGS North America Inc. - Wheat Ridge  
 4036 Youngfield Street, Wheat Ridge, CO 80033  
 TEL: 303-425-6021 FAX: 303-425-6854  
 www.sgs.com/ehsusa

FED-EX Tracking #	Bottle Order Control #
SGS Quote #	SGS Job # <b>DA79594</b>

<b>Client / Reporting Information</b>		<b>Project Information</b>				<b>Requested Analysis ( see TEST CODE sheet)</b>										<b>Matrix Codes</b>
Company Name: <b>SGS North America Inc.</b>		Project Name: <b>Gollner O 27-03</b>														DW - Drinking Water GW - Ground Water WW - Water SW - Surface Water SO - Soil SL - Sludge SEP - Sediment OI - Oil LIQ - Other Liquid AIR - Air SOL - Other Solid WP - Wipe FB-Field Blank EB-Equipment Blank RB- Rinse Blank TB-Trip Blank
Street Address: <b>4036 Youngfield Street</b>		Street: <b>Wheat Ridge, CO 80033</b>														
City, State, Zip: <b>Wheat Ridge, CO 80033</b>		Billing Information ( if different from Report to ) Company Name:														<b>LAB USE ONLY</b>
Project Contact E-mail: <b>Cristina.Niclas@sgs.com</b>		Project #:														
Phone #: <b>303-425-6021</b>		Client Purchase Order #:														
Sampler(s) Name(s): <b>DT</b>		Project Manager:														
Turnaround Time ( Business days )		Data Deliverable Information				Comments / Special Instructions										

SGS Sample #	Field ID / Point of Collection	MEOHDI Vial#	Date	Time	Sampled by	Matrix	# of bottles	Number of preserved Bottles							V8260/GRO_V8260T915
								PC	INCH	IN03	IN204	IN06	DI Water	MEOH	
1	WH01-E@3.5'		2/12/26	8:45:00 AM	DT	SO								X	
2	FL01-W-R@4'		2/12/26	8:46:00 AM	DT	SO								X	

<input type="checkbox"/> Standard 10 Day (business) <input type="checkbox"/> 5 Business Days RUSH <input type="checkbox"/> 3 Business Days RUSH <input type="checkbox"/> 2 Business Days RUSH <input type="checkbox"/> 1 Business Day EMERGENCY <input checked="" type="checkbox"/> other Due <b>2/26/2026</b>		Approved By (SGS PM) / Date: _____	<input type="checkbox"/> Commercial "A" ( Level 1 ) <input type="checkbox"/> Commercial "B" ( Level 2 ) <input type="checkbox"/> REDT1 ( Level 3 ) <input type="checkbox"/> FULT1 ( Level 4 ) <input type="checkbox"/> Commercial "C" <input checked="" type="checkbox"/> State Forms <input type="checkbox"/> EDD Format <input type="checkbox"/> Other <input checked="" type="checkbox"/> CC	Commercial "A" = Results Only Commercial "B" = Results + QC Summary Commercial "C" = Results + QC Summary + Partial Raw data <a href="http://www.sgs.com/en/terms-and-conditions">http://www.sgs.com/en/terms-and-conditions</a>
---	--	---------------------------------------	---	---

**Sample Custody must be documented below each time samples change possession, including courier delivery.**

Relinquished by Sampler:	Date Time:	Received By:	Relinquished By:	Date Time:	Received By:
1 <i>[Signature]</i>	2:13:26	1 <i>SWA</i>	2 <i>SWA</i>	021326 2026	2 <i>DA</i>
3 <i>DA</i>	021426 0200	3 <i>[Signature]</i>	4 <i>[Signature]</i>		4
5		5	Custody Seal #	Intact <input checked="" type="checkbox"/> Not Intact <input type="checkbox"/>	Preserved where applicable


Therm. ID:  On Ice  Cooler Temp: **1.1/1.0/0.9/0.7**  
*0.9 ILUX*

9.1  
9



Not Negotiable / Issued by		Shipper's Account Number		Southwest Cargo	
PRECISION AIR CARGO P.O. BOX 5688 DENVER, CO 80217 US +1 (303) 576-0020		30495 - 1		(800) 533-1222 swacargo.com	
Consignee's Name and Address		Consignee's Account Number		Chapters 1, 2 and 3 of this Air Waybill are originals and have the same validity. It is agreed that the goods described herein are accepted in apparent good order and condition (except as noted) for carriage subject to Southwest Airline's Contract of Carriage which is <a href="http://www.swair.com">www.swair.com</a> and which includes, among other things: (1) Limits on Carriers' liability for loss, damage, or delay of goods, including fragile or perishable goods; (2) Claims restrictions, including time, within which or those of its agents; (3) Right of the carrier to change the terms of the contract; (4) Rules about refusal to carry; and (5) Rights of the carrier and limitations, concerning delay or failure to perform or to complete the carriage, including the right to stop the carriage at an alternate carrier or airport, or to change the route, mode of carriage, or to use any other means of carriage, including intermediate stopping places, and shipper agrees the shipment may be carried via intermediate stopping places the carrier deems appropriate. Shipper may increase liability limits by declaring a higher value for carriage and paying a supplemental charge if required.	
SGS N AMERICA 10175 HARWIN HOU, TX 77036 US +1 (281) 881-1457					
Issuing Carrier's Agent Name and City		Account No.		Service Level - N	
HOU SOUTHWEST AIRLINES		30495 - 1		Billed on 02/13/2026 13:16 MST SWA ACCOUNT 30495	
Airport of Departure (Addr. of First Carrier) and Requested Routing		Airport of Destination		Declared Value for Carriage	
DENVER		HOU		USD PP X MTD VAL COL X Other COL X NYD	
By First Carrier		To By		Declared Value for Customs	
HOU SOUTHWEST AIRLINES		HOU		USD PP X MTD VAL COL X Other COL X NYD	
Flight Date		Flight Date		INSURANCE - If carrier offers insurance, and such insurance is requested in accordance with the conditions thereof, indicate amount to be insured in figures in both marked "Amount of Insurance".	
WNI1468 / 13FEB					
HANDLING INFORMATION					
No. of Pieces RCP	Gross Weight	kg	lb	Rate Class	Chargeable Weight
5	325	L	B	B	325
				Commodity Item No.	
				00000	
				Rate / Charge	Total
				As Agreed	
				Other Charges and Description	Nature and Quantity of Goods (i.e. Dimensions or Volume)
				Prepaid	SOILWATER/AIR SAMPLES
				Weight Charge	4 = 18 X 14 X 12
				Collect	1 = 14 X 12 X 10
				Valuation Charge	
				575.50	
				Tax	
				0.00	
				Total Other Charges Due Agent	
				35.97	
				Total Other Charges Due Carrier	
				Signature of Shipper or his Agent	
				TIM WINGERT	
				Signature of Shipper or his Agent	
				Total Prepaid	
				611.47	
				Currency Conversion Rates	
				02/13/2026 13:16 MST	
				Executed on (date and time)	
				DEN	
				At (place)	
				Signature of Issuing Carrier or its Agent	
				Total Collect Charge	
				Charges at Destination	

DA 2-14-26 08:00 ORIGINAL 3 (FOR SHIPPER) PA 2-13-26 JAS 526 - 35997732



Southwest  
Cargo

Printed on:  
13 FEB 13:17

526 DEN 3599 7732

**HOU**

PC#  
5 OF 5

5

DG

LOT WT  
325 LB  
(147.4 KG)

DEN WN 1468 13 FEB 17:55

STN FLT DATE ETD LOT 01



PC ID: 0005  
PC WT: 65LB

526 35997732 0005

**NFG**

9.1  
9

Printed on:  
13 FEB 13:17

SOUTHWEST AIRLINE

526 DEN 3599 7732

**HOU**

4 OF 5 DG LOT WT  
G 325 LB  
(147.4 KG)

DEN WN 1468 13 FEB 17:55


STN FLT DATE ETD LOT 01

**S NFG**

PC ID: 0004  
PC WT: 65 LB

526 35997732 0004

Customer  
DATE 2-13-2  
SIGNATURE



DA79594: Chain of Custody  
Page 5 of 7

100

PC#	3	OF	5	DG	325 LB	(147.4 KG)	LOT W1
STN	FLT	DATE	ETD	LOT 01			
DEN	WN 1468	13 FEB	17:55				

MF

PC  
PC  
7732 0  
WT: 65.28  
003

52-b  
DEN 3599  
003

5263599  
7732

0003

## SGS Sample Receipt Summary

Job Number: da79594

Client: SGS

Project: GOLLNER 0 27-03

Date / Time Received: 2/14/2026 8:00:00 AM

Delivery Method: SWA

Airbill #'s: 526359977320004

**Cooler Temps (Raw Measured) °C:** Cooler 1: (1.0); Cooler 2: (1.1); Cooler 3: (0.9); Cooler 4: (0.8); Cooler 5: (0.9);

**Cooler Temps (Corrected) °C:** Cooler 1: (0.8); Cooler 2: (0.9); Cooler 3: (0.7); Cooler 4: (0.6); Cooler 5: (0.7);

**Cooler Security**

Y or N

Y or N

- |                           |                                     |                          |                        |                                     |                          |
|---------------------------|-------------------------------------|--------------------------|------------------------|-------------------------------------|--------------------------|
| 1. Custody Seals Present: | <input checked="" type="checkbox"/> | <input type="checkbox"/> | 3. COC Present:        | <input checked="" type="checkbox"/> | <input type="checkbox"/> |
| 2. Custody Seals Intact:  | <input checked="" type="checkbox"/> | <input type="checkbox"/> | 4. Smp'l Dates/Time OK | <input checked="" type="checkbox"/> | <input type="checkbox"/> |

**Cooler Temperature**

Y or N

- |                              |                                     |                          |
|------------------------------|-------------------------------------|--------------------------|
| 1. Temp criteria achieved:   | <input checked="" type="checkbox"/> | <input type="checkbox"/> |
| 2. Cooler temp verification: | <u>IR GUN</u>                       |                          |
| 3. Cooler media:             | <u>Ice (direct contact)</u>         |                          |
| 4. No. Coolers:              | <u>5</u>                            |                          |

**Quality Control Preservation**

Y or N

N/A

- |                                 |                                     |                                     |                          |
|---------------------------------|-------------------------------------|-------------------------------------|--------------------------|
| 1. Trip Blank present / cooler: | <input type="checkbox"/>            | <input checked="" type="checkbox"/> | <input type="checkbox"/> |
| 2. Trip Blank listed on COC:    | <input type="checkbox"/>            | <input checked="" type="checkbox"/> | <input type="checkbox"/> |
| 3. Samples preserved properly:  | <input checked="" type="checkbox"/> | <input type="checkbox"/>            |                          |
| 4. VOCs headspace free:         | <input type="checkbox"/>            | <input checked="" type="checkbox"/> | <input type="checkbox"/> |

**Sample Integrity - Documentation**

Y or N

- |  |                                     |                          |
|--|-------------------------------------|--------------------------|
| 1. Sample labels present on bottles:   | <input checked="" type="checkbox"/> | <input type="checkbox"/> |
| 2. Container labeling complete:        | <input checked="" type="checkbox"/> | <input type="checkbox"/> |
| 3. Sample container label / COC agree: | <input checked="" type="checkbox"/> | <input type="checkbox"/> |

**Sample Integrity - Condition**

Y or N

- |                                  |                                     |                          |
|----------------------------------|-------------------------------------|--------------------------|
| 1. Sample recvd within HT:       | <input checked="" type="checkbox"/> | <input type="checkbox"/> |
| 2. All containers accounted for: | <input checked="" type="checkbox"/> | <input type="checkbox"/> |
| 3. Condition of sample:          | <u>Intact</u>                       |                          |

**Sample Integrity - Instructions**

Y or N

N/A

- |   |                                     |                                     |                                     |
|---|-------------------------------------|-------------------------------------|-------------------------------------|
| 1. Analysis requested is clear:           | <input checked="" type="checkbox"/> | <input type="checkbox"/>            |                                     |
| 2. Bottles received for unspecified tests | <input type="checkbox"/>            | <input checked="" type="checkbox"/> |                                     |
| 3. Sufficient volume recvd for analysis:  | <input checked="" type="checkbox"/> | <input type="checkbox"/>            |                                     |
| 4. Compositing instructions clear:        | <input type="checkbox"/>            | <input type="checkbox"/>            | <input checked="" type="checkbox"/> |
| 5. Filtering instructions clear:          | <input type="checkbox"/>            | <input type="checkbox"/>            | <input checked="" type="checkbox"/> |

Test Strip Lot #s:	pH 1-12: _____	pH 12+: _____	Other: (Specify) _____
--------------------	----------------	---------------	------------------------

Comments

SM089-03  
Rev. Date 12/7/17

MS Volatiles

---

QC Data Summaries

(SGS Scott, LA)

---

Includes the following where applicable:

- Method Blank Summaries
- Blank Spike Summaries
- Matrix Spike and Duplicate Summaries

## Method Blank Summary

**Job Number:** DA79594  
**Account:** ALMS SGS Wheat Ridge, CO  
**Project:** CHEVCDH: Gollner O 27-03

Sample	File ID	DF	Analyzed	By	Prep Date	Prep Batch	Analytical Batch
V2H4020-MB	2H101188.D	1	02/16/26	RB	n/a	n/a	V2H4020

The QC reported here applies to the following samples:

Method: SW846 8260D

DA79594-1, DA79594-2

CAS No.	Compound	Result	RL	Units	Q
71-43-2	Benzene	ND	0.50	ug/kg	
100-41-4	Ethylbenzene	ND	1.0	ug/kg	
108-88-3	Toluene	0.25	5.0	ug/kg	J
95-63-6	1,2,4-Trimethylbenzene	ND	5.0	ug/kg	
108-67-8	1,3,5-Trimethylbenzene	ND	5.0	ug/kg	
	m,p-Xylene	ND	2.0	ug/kg	
95-47-6	o-Xylene	ND	1.0	ug/kg	
1330-20-7	Xylene (total)	ND	2.0	ug/kg	
	TPH-GRO (C6-C10)	ND	200	ug/kg	

CAS No.	Surrogate Recoveries	Limits	
17060-07-0	1,2-Dichloroethane-D4	109%	59-143%
2037-26-5	Toluene-D8	103%	52-159%
460-00-4	4-Bromofluorobenzene	103%	38-183%

10.1.1  
10

# Blank Spike/Blank Spike Duplicate Summary

**Job Number:** DA79594  
**Account:** ALMS SGS Wheat Ridge, CO  
**Project:** CHEVCDH: Gollner O 27-03

Sample	File ID	DF	Analyzed	By	Prep Date	Prep Batch	Analytical Batch
V2H4020-BS	2H101181A.D	1	02/16/26	RB	n/a	n/a	V2H4020
V2H4020-BSD	2H101182.D	1	02/16/26	RB	n/a	n/a	V2H4020

The QC reported here applies to the following samples:

Method: SW846 8260D

DA79594-1, DA79594-2

CAS No.	Compound	Spike ug/kg	BSP ug/kg	BSP %	BSD ug/kg	BSD %	RPD	Limits Rec/RPD
71-43-2	Benzene	20	19.4	97	19.4	97	0	67-135/30
100-41-4	Ethylbenzene	20	21.0	105	20.4	102	3	69-136/30
108-88-3	Toluene	20	18.0	90	17.5	88	3	71-135/30
95-63-6	1,2,4-Trimethylbenzene	20	22.9	115	21.0	105	9	50-153/30
108-67-8	1,3,5-Trimethylbenzene	20	22.7	114	21.5	108	5	51-153/30
	m,p-Xylene	40	45.0	113	43.4	109	4	70-140/30
95-47-6	o-Xylene	20	22.0	110	21.7	109	1	70-132/30
1330-20-7	Xylene (total)	60	67.1	112	65.1	109	3	69-138/30

CAS No.	Surrogate Recoveries	BSP	BSD	Limits
17060-07-0	1,2-Dichloroethane-D4	104%	103%	59-143%
2037-26-5	Toluene-D8	97%	96%	52-159%
460-00-4	4-Bromofluorobenzene	104%	103%	38-183%

\* = Outside of Control Limits.

10.2.1 10

# Blank Spike/Blank Spike Duplicate Summary

**Job Number:** DA79594  
**Account:** ALMS SGS Wheat Ridge, CO  
**Project:** CHEVCDH: Gollner O 27-03

Sample	File ID	DF	Analyzed	By	Prep Date	Prep Batch	Analytical Batch
V2H4020-BS	2H101186A.D	1	02/16/26	RB	n/a	n/a	V2H4020
V2H4020-BSD	2H101187.D	1	02/16/26	RB	n/a	n/a	V2H4020

The QC reported here applies to the following samples:

Method: SW846 8260D

DA79594-1, DA79594-2

CAS No.	Compound	Spike ug/kg	BSP ug/kg	BSP %	BSD ug/kg	BSD %	RPD	Limits Rec/RPD
	TPH-GRO (C6-C10)	2000	2190	110	2070	104	6	50-150/30

CAS No.	Surrogate Recoveries	BSP	BSD	Limits
17060-07-0	1,2-Dichloroethane-D4	102%	104%	59-143%
2037-26-5	Toluene-D8	98%	98%	52-159%
460-00-4	4-Bromofluorobenzene	100%	99%	38-183%

10.2.2  
10

\* = Outside of Control Limits.

# Matrix Spike/Matrix Spike Duplicate Summary

**Job Number:** DA79594  
**Account:** ALMS SGS Wheat Ridge, CO  
**Project:** CHEVCDH: Gollner O 27-03

Sample	File ID	DF	Analyzed	By	Prep Date	Prep Batch	Analytical Batch
DA79595-1MS	2H101190.D	1	02/16/26	RB	n/a	n/a	V2H4020
DA79595-1MSD	2H101191.D	1	02/16/26	RB	n/a	n/a	V2H4020
DA79595-1	2H101189.D	1	02/16/26	RB	n/a	n/a	V2H4020

The QC reported here applies to the following samples:

Method: SW846 8260D

DA79594-1, DA79594-2

CAS No.	Compound	DA79595-1 ug/kg	Spike Q ug/kg	MS ug/kg	MS %	Spike ug/kg	MSD ug/kg	MSD %	RPD	Limits Rec/RPD
71-43-2	Benzene	< 0.62	22	17.3	79	23.8	19.5	82	12	15-162/33
100-41-4	Ethylbenzene	< 1.2	22	17.0	77	23.8	19.0	80	11	14-168/13
108-88-3	Toluene	< 6.2	22	15.3	69	23.8	17.0	71	11	11-173/43
95-63-6	1,2,4-Trimethylbenzene	< 6.2	22	17.2	78* a	23.8	19.3	81* a	12	90-183/15
108-67-8	1,3,5-Trimethylbenzene	< 6.2	22	17.4	79	23.8	19.3	81	10	10-179/14
	m,p-Xylene	< 2.5	44	35.9	82	47.6	38.9	82	8	14-175/12
95-47-6	o-Xylene	< 1.2	22	18.0	82	23.8	19.8	83	10	19-167/13
1330-20-7	Xylene (total)	< 2.5	66.1	53.9	82	71.3	58.8	82	9	14-172/12

CAS No.	Surrogate Recoveries	MS	MSD	DA79595-1	Limits
17060-07-0	1,2-Dichloroethane-D4	115%	113%	120%	59-143%
2037-26-5	Toluene-D8	99%	99%	101%	52-159%
460-00-4	4-Bromofluorobenzene	101%	100%	100%	38-183%

(a) Outside control limits due to matrix interference. Blank Spike meets acceptance criteria.

\* = Outside of Control Limits.

10.3.1  
10

# Matrix Spike/Matrix Spike Duplicate Summary

**Job Number:** DA79594  
**Account:** ALMS SGS Wheat Ridge, CO  
**Project:** CHEVCDH: Gollner O 27-03

Sample	File ID	DF	Analyzed	By	Prep Date	Prep Batch	Analytical Batch
DA79595-1MS	2H101192.D	1	02/16/26	RB	n/a	n/a	V2H4020
DA79595-1MSD	2H101193.D	1	02/16/26	RB	n/a	n/a	V2H4020
DA79595-1	2H101189.D	1	02/16/26	RB	n/a	n/a	V2H4020

The QC reported here applies to the following samples:

Method: SW846 8260D

DA79594-1, DA79594-2

CAS No.	Compound	DA79595-1 ug/kg	Spike Q ug/kg	MS ug/kg	MS %	Spike ug/kg	MSD ug/kg	MSD %	RPD	Limits Rec/RPD
	TPH-GRO (C6-C10)	< 250	2530	1480	58	2530	1310	52	12	50-150/30

CAS No.	Surrogate Recoveries	MS	MSD	DA79595-1	Limits
17060-07-0	1,2-Dichloroethane-D4	108%	112%	120%	59-143%
2037-26-5	Toluene-D8	97%	99%	101%	52-159%
460-00-4	4-Bromofluorobenzene	101%	101%	100%	38-183%

10.3.2  
10

\* = Outside of Control Limits.

Misc. Forms

---

Custody Documents and Other Forms

(SGS Dayton, NJ)

---

Includes the following where applicable:

- Chain of Custody





## SGS Sample Receipt Summary

Job Number: DA79594

Client: SGS NORTH AMERICA INC

Project: GOLLNER O 27-03

Date / Time Received: 2/14/2026 10:45:00 AM

Delivery Method: FEDEX

Airbill #'s: \_\_\_\_\_

Cooler Temps (Raw Measured) °C: Cooler 1: (2.4);

Cooler Temps (Corrected) °C: Cooler 1: (2.5);

<u>Cooler Security</u>	<u>Y</u>	<u>or</u>	<u>N</u>	<u>Y</u>	<u>or</u>	<u>N</u>
1. Custody Seals Present:	<input checked="" type="checkbox"/>		<input type="checkbox"/>	3. COC Present:	<input checked="" type="checkbox"/>	<input type="checkbox"/>
2. Custody Seals Intact:	<input checked="" type="checkbox"/>		<input type="checkbox"/>	4. SmpI Dates/Time OK	<input checked="" type="checkbox"/>	<input type="checkbox"/>

<u>Cooler Temperature</u>	<u>Y</u>	<u>or</u>	<u>N</u>
1. Temp criteria achieved:	<input checked="" type="checkbox"/>		<input type="checkbox"/>
2. Cooler temp verification:	<u>IR-50</u>		
3. Cooler media:	<u>Ice (Bag)</u>		
4. No. Coolers:	<u>1</u>		

<u>Quality Control Preservation</u>	<u>Y</u>	<u>or</u>	<u>N</u>	<u>N/A</u>
1. Trip Blank present / cooler:	<input type="checkbox"/>		<input checked="" type="checkbox"/>	<input type="checkbox"/>
2. Trip Blank listed on COC:	<input type="checkbox"/>		<input checked="" type="checkbox"/>	<input type="checkbox"/>
3. Samples preserved properly:	<input checked="" type="checkbox"/>		<input type="checkbox"/>	
4. VOCs headspace free:	<input type="checkbox"/>		<input type="checkbox"/>	<input checked="" type="checkbox"/>

<u>Sample Integrity - Documentation</u>	<u>Y</u>	<u>or</u>	<u>N</u>
1. Sample labels present on bottles:	<input checked="" type="checkbox"/>		<input type="checkbox"/>
2. Container labeling complete:	<input checked="" type="checkbox"/>		<input type="checkbox"/>
3. Sample container label / COC agree:	<input checked="" type="checkbox"/>		<input type="checkbox"/>

<u>Sample Integrity - Condition</u>	<u>Y</u>	<u>or</u>	<u>N</u>
1. Sample recvd within HT:	<input checked="" type="checkbox"/>		<input type="checkbox"/>
2. All containers accounted for:	<input checked="" type="checkbox"/>		<input type="checkbox"/>
3. Condition of sample:	<u>Intact</u>		

<u>Sample Integrity - Instructions</u>	<u>Y</u>	<u>or</u>	<u>N</u>	<u>N/A</u>
1. Analysis requested is clear:	<input checked="" type="checkbox"/>		<input type="checkbox"/>	
2. Bottles received for unspecified tests	<input type="checkbox"/>		<input checked="" type="checkbox"/>	
3. Sufficient volume recvd for analysis:	<input checked="" type="checkbox"/>		<input type="checkbox"/>	
4. Compositing instructions clear:	<input type="checkbox"/>		<input type="checkbox"/>	<input checked="" type="checkbox"/>
5. Filtering instructions clear:	<input type="checkbox"/>		<input type="checkbox"/>	<input checked="" type="checkbox"/>

Test Strip Lot #s:	pH 1-12: <u>231619</u>	pH 12+: <u>203117A</u>	Other: (Specify) _____
--------------------	------------------------	------------------------	------------------------

Comments

SM089-03  
Rev. Date 12/7/17

11.1  
11

DA79594: Chain of Custody

Page 2 of 2

## General Chemistry

---

### QC Data Summaries

(SGS Dayton, NJ)

---

Includes the following where applicable:

- Method Blank and Blank Spike Summaries
- Duplicate Summaries
- Matrix Spike Summaries

METHOD BLANK AND SPIKE RESULTS SUMMARY  
GENERAL CHEMISTRY

Login Number: DA79594  
Account: ALMS - SGS Wheat Ridge, CO  
Project: CHEVCDH: Gollner O 27-03

Analyte	Batch ID	RL	MB Result	Units	Spike Amount	BSP Result	BSP %Recov	QC Limits
Chromium, Hexavalent	GP67793/GN79511	0.40	0.0	mg/kg	40	38.1	95.3	80-120%
Chromium, Hexavalent	GP67793/GN79511			mg/kg	760	639	84.1	80-120%

Associated Samples:

Batch GP67793: DA79594-3, DA79594-4, DA79594-5, DA79594-1C, DA79594-2C

(\*) Outside of QC limits

12.1  
12

DUPLICATE RESULTS SUMMARY  
GENERAL CHEMISTRY

Login Number: DA79594  
Account: ALMS - SGS Wheat Ridge, CO  
Project: CHEVCDH: Gollner O 27-03

Analyte	Batch ID	QC Sample	Units	Original Result	DUP Result	RPD	QC Limits
Chromium, Hexavalent	GP67793/GN79511	DA79593-5	mg/kg	0.0	0.0	0.0	0-20%

Associated Samples:

Batch GP67793: DA79594-3, DA79594-4, DA79594-5, DA79594-1C, DA79594-2C

(\*) Outside of QC limits

12.2  
12

MATRIX SPIKE RESULTS SUMMARY  
GENERAL CHEMISTRY

Login Number: DA79594  
Account: ALMS - SGS Wheat Ridge, CO  
Project: CHEVCDH: Gollner O 27-03

Analyte	Batch ID	QC Sample	Units	Original Result	Spike Amount	MS Result	%Rec	QC Limits
Chromium, Hexavalent	GP67793/GN79511	DA79593-5	mg/kg	0.0	48.8	43.7	89.5 (a)	75-125%
Chromium, Hexavalent	GP67793/GN79511	DA79593-5	mg/kg	0.0	1220	1150	94.2 (b)	75-125%

Associated Samples:

Batch GP67793: DA79594-3, DA79594-4, DA79594-5, DA79594-1C, DA79594-2C

(\*) Outside of QC limits

(N) Matrix Spike Rec. outside of QC limits

(a) Good recovery on soluble XCR matrix spike. Good recovery (103.1%) on the post-spike.

(b) Good recovery on insoluble XCR matrix spike. See additional comments on soluble matrix spike recovery.

12.3  
12