

The results set forth herein are provided by SGS North America Inc.

e-Hardcopy 2.0
Automated Report

Technical Report for

Chevron/Confluence

Frank 6LL

CVX0089 (REM#39021)

SGS Job Number: DA81076

Sampling Date: 04/02/26

Report to:

**Confluence Compliance
403 1/2 Rockwood Lane
Grand Junction, CO 81507
nam.ehs.table915@sgs.com**

ATTN: Brody Poss

Total number of pages in report: 79



Test results contained within this data package meet the requirements of the National Environmental Laboratory Accreditation Program and/or state specific certification programs as applicable unless noted in the narrative, comments or footnotes.

A handwritten signature in black ink, appearing to read "Eric Hoffman".

Eric Hoffman

Client Service contact: Cristina Niclas 303-425-6021

Certifications: CO (CO00049), ND (R-027), UT (NELAP CO00049), LA (LA150028), TX (T104704511), WY (8TMS-L) HI (CO00049), NJ (CO011), NV (CO00049), AK (CO00049), CA (3076), and NC (08701)

This report shall not be reproduced, except in its entirety, without the written approval of SGS.
Test results relate only to samples analyzed.

How did we do today?

Your feedback helps us improve our service and takes less than a minute to complete.

START SURVEY

Table of Contents

-1-

Section 1: Sample Summary	3
Section 2: Summary of Hits	4
Section 3: Sample Results	6
3.1: DA81076-1: SP01	7
3.2: DA81076-1A: SP01	10
3.3: DA81076-1B: SP01	12
3.4: DA81076-1C: SP01	13
3.5: DA81076-2: COMP01	15
3.6: DA81076-2A: COMP01	18
3.7: DA81076-2B: COMP01	20
3.8: DA81076-2C: COMP01	21
Section 4: Misc. Forms	23
4.1: Chain of Custody	24
Section 5: MS Volatiles - QC Data Summaries	28
5.1: Method Blank Summary	29
5.2: Blank Spike Summary	30
5.3: Matrix Spike/Matrix Spike Duplicate Summary	32
Section 6: MS Semi-volatiles - QC Data Summaries	34
6.1: Method Blank Summary	35
6.2: Blank Spike Summary	36
6.3: Matrix Spike/Matrix Spike Duplicate Summary	37
Section 7: GC/LC Semi-volatiles - QC Data Summaries	38
7.1: Method Blank Summary	39
7.2: Blank Spike Summary	40
7.3: Matrix Spike/Matrix Spike Duplicate Summary	42
Section 8: Metals Analysis - QC Data Summaries	44
8.1: Prep QC MP47397: B	45
8.2: Prep QC MP47412: Ca,Mg,Na	53
8.3: Prep QC MP47415: As,Ba,Cd,Cu,Pb,Ni,Se,Ag,Zn	63
Section 9: General Chemistry - QC Data Summaries	69
9.1: Method Blank and Spike Results Summary	70
9.2: Duplicate Results Summary	71
Section 10: Misc. Forms (SGS Dayton, NJ)	72
10.1: Chain of Custody	73
Section 11: General Chemistry - QC Data (SGS Dayton, NJ)	76
11.1: Method Blank and Spike Results Summary	77
11.2: Duplicate Results Summary	78
11.3: Matrix Spike Results Summary	79



Sample Summary

Chevron/Confluence

Job No: DA81076

Frank 6LL

Project No: CVX0089 (REM#39021)

Sample Number	Collected		Received	Matrix		Client Sample ID
	Date	Time By		Code	Type	
DA81076-1	04/02/26	15:25 PN	04/03/26	SO	Soil	SP01
DA81076-1A	04/02/26	15:25 PN	04/03/26	SO	Soil	SP01
DA81076-1B	04/02/26	15:25 PN	04/03/26	SO	Soil	SP01
DA81076-1C	04/02/26	15:25 PN	04/03/26	SO	Soil	SP01
DA81076-2	04/02/26	17:20 PN	04/03/26	SO	Soil	COMP01
DA81076-2A	04/02/26	17:20 PN	04/03/26	SO	Soil	COMP01
DA81076-2B	04/02/26	17:20 PN	04/03/26	SO	Soil	COMP01
DA81076-2C	04/02/26	17:20 PN	04/03/26	SO	Soil	COMP01

Soil samples reported on a dry weight basis unless otherwise indicated on result page.

Summary of Hits

Job Number: DA81076
Account: Chevron/Confluence
Project: Frank 6LL
Collected: 04/02/26

Lab Sample ID	Client Sample ID	Result/ Qual	RL	MDL	Units	Method
DA81076-1		SP01				
	Benzo(b)fluoranthene	0.0046	0.0041		mg/kg	SW846 8270E
	Benzo(a)pyrene	0.0050	0.0041		mg/kg	SW846 8270E
	Indeno(1,2,3-cd)pyrene	0.0044	0.0041		mg/kg	SW846 8270E
	TPH-DRO (C10-C28)	13.1	4.1		mg/kg	SW846-8015C
	TPH-ORO (> C28-C36)	17.0	6.1		mg/kg	SW846-8015C
DA81076-1A		SP01				
	Calcium	81.8	6.0		mg/l	SW846 6010D
	Magnesium	13.8	3.0		mg/l	SW846 6010D
	Sodium	318	6.0		mg/l	SW846 6010D
	Sodium Adsorption Ratio ^a	8.56			ratio	USDA HANDBOOK 60
DA81076-1B		SP01				
	Boron	0.290	0.25		mg/l	SW846 6010D
DA81076-1C		SP01				
	Arsenic	2.1	0.21		mg/kg	SW846 6020B
	Barium	63.3	2.1		mg/kg	SW846 6020B
	Cadmium	0.22	0.10		mg/kg	SW846 6020B
	Copper	8.9	2.1		mg/kg	SW846 6020B
	Lead	9.1	0.52		mg/kg	SW846 6020B
	Nickel	4.6	2.1		mg/kg	SW846 6020B
	Zinc	26.1	10		mg/kg	SW846 6020B
	pH ^b	8.09			su	WREP-125, 4E-SATPASTE
	Specific Conductivity	2.2	0.0010		mmhos/cm	SM 2510B-2011 MOD
DA81076-2		COMP01				
	Benzo(b)fluoranthene	0.0095	0.0043		mg/kg	SW846 8270E
	Benzo(a)pyrene	0.0079	0.0043		mg/kg	SW846 8270E
	Chrysene	0.0052	0.0043		mg/kg	SW846 8270E
	Fluoranthene	0.0072	0.0043		mg/kg	SW846 8270E
	Indeno(1,2,3-cd)pyrene	0.0063	0.0043		mg/kg	SW846 8270E
	Pyrene	0.0077	0.0043		mg/kg	SW846 8270E
	TPH-DRO (C10-C28)	4.97	4.3		mg/kg	SW846-8015C
	TPH-ORO (> C28-C36)	25.9	6.4		mg/kg	SW846-8015C
DA81076-2A		COMP01				
	Calcium	328	6.0		mg/l	SW846 6010D

Summary of Hits

Job Number: DA81076
Account: Chevron/Confluence
Project: Frank 6LL
Collected: 04/02/26

Lab Sample ID	Client Sample ID	Result/ Qual	RL	MDL	Units	Method
Magnesium		132	3.0		mg/l	SW846 6010D
Sodium		680	6.0		mg/l	SW846 6010D
Sodium Adsorption Ratio ^a		8.01			ratio	USDA HANDBOOK 60
DA81076-2B	COMP01					
Boron		0.663	0.25		mg/l	SW846 6010D
DA81076-2C	COMP01					
Arsenic		3.4	0.21		mg/kg	SW846 6020B
Barium		81.5	2.1		mg/kg	SW846 6020B
Cadmium		0.67	0.10		mg/kg	SW846 6020B
Copper		22.8	2.1		mg/kg	SW846 6020B
Lead		27.6	0.52		mg/kg	SW846 6020B
Nickel		5.7	2.1		mg/kg	SW846 6020B
Selenium		0.24	0.21		mg/kg	SW846 6020B
Silver		0.30	0.10		mg/kg	SW846 6020B
Zinc		89.5	10		mg/kg	SW846 6020B
pH ^b		7.74			su	WREP-125,4E-SATPASTE
Specific Conductivity		5.5	0.0010		mmhos/cm	SM 2510B-2011 MOD

(a) Calculated as: $(\text{Na meq/L}) / \text{sqrt} [(\text{Ca meq/L}) + (\text{Mg meq/L})/2]$

(b) Saturated paste was generated on 04/06/26.

Sample Results

Report of Analysis

Report of Analysis

3.1
3

Client Sample ID: SP01	Date Sampled: 04/02/26
Lab Sample ID: DA81076-1	Date Received: 04/03/26
Matrix: SO - Soil	Percent Solids: 92.6
Method: SW846 8260D SW846 5035A	
Project: Frank 6LL	

Run #	File ID	DF	Analyzed	By	Prep Date	Prep Batch	Analytical Batch
Run #1	5V001536.D	1	04/07/26 01:25	RT	n/a	n/a	V5V4738
Run #2							

Run #	Initial Weight	Final Volume
Run #1	5.00 g	5.0 ml
Run #2		

VOA COGCC Table 915 soil list

CAS No.	Compound	Result	RL	Units	Q
71-43-2	Benzene	< 0.0011	0.0011	mg/kg	
100-41-4	Ethylbenzene	< 0.0022	0.0022	mg/kg	
108-88-3	Toluene	< 0.0022	0.0022	mg/kg	
95-63-6	1,2,4-Trimethylbenzene	< 0.0022	0.0022	mg/kg	
108-67-8	1,3,5-Trimethylbenzene	< 0.0022	0.0022	mg/kg	
	m,p-Xylene	< 0.0022	0.0022	mg/kg	
95-47-6	o-Xylene	< 0.0022	0.0022	mg/kg	
1330-20-7	Xylene (total)	< 0.0022	0.0022	mg/kg	
	TPH-GRO (C6-C10)	< 0.22	0.22	mg/kg	

CAS No.	Surrogate Recoveries	Run# 1	Run# 2	Limits
1868-53-7	Dibromofluoromethane	93%		70-130%
2037-26-5	Toluene-D8	93%		70-130%
460-00-4	4-Bromofluorobenzene	89%		70-130%
17060-07-0	1,2-Dichloroethane-D4	99%		70-130%

RL = Reporting Limit
E = Indicates value exceeds calibration range

J = Indicates an estimated value
B = Indicates analyte found in associated method blank
N = Indicates presumptive evidence of a compound

Report of Analysis

3.1
3

Client Sample ID: SP01		Date Sampled: 04/02/26
Lab Sample ID: DA81076-1		Date Received: 04/03/26
Matrix: SO - Soil		Percent Solids: 92.6
Method: SW846 8270E SW846 3570		
Project: Frank 6LL		

Run #	File ID	DF	Analyzed	By	Prep Date	Prep Batch	Analytical Batch
Run #1	9G006275.D	1	04/07/26 22:37	ZL	04/07/26 15:30	OP30752	E9G231
Run #2							

Run #	Initial Weight	Final Volume
Run #1	5.3 g	10.0 ml
Run #2		

COGCC Table 915-1 PAH List

CAS No.	Compound	Result	RL	Units	Q
83-32-9	Acenaphthene	< 0.0041	0.0041	mg/kg	
120-12-7	Anthracene	< 0.0041	0.0041	mg/kg	
56-55-3	Benzo(a)anthracene	< 0.0051	0.0051	mg/kg	
205-99-2	Benzo(b)fluoranthene	0.0046	0.0041	mg/kg	
207-08-9	Benzo(k)fluoranthene	< 0.0041	0.0041	mg/kg	
50-32-8	Benzo(a)pyrene	0.0050	0.0041	mg/kg	
218-01-9	Chrysene	< 0.0041	0.0041	mg/kg	
53-70-3	Dibenzo(a,h)anthracene	< 0.0041	0.0041	mg/kg	
206-44-0	Fluoranthene	< 0.0041	0.0041	mg/kg	
86-73-7	Fluorene	< 0.0041	0.0041	mg/kg	
193-39-5	Indeno(1,2,3-cd)pyrene	0.0044	0.0041	mg/kg	
90-12-0	1-Methylnaphthalene	< 0.0041	0.0041	mg/kg	
91-57-6	2-Methylnaphthalene	< 0.0041	0.0041	mg/kg	
91-20-3	Naphthalene	< 0.0020	0.0020	mg/kg	
129-00-0	Pyrene	< 0.0041	0.0041	mg/kg	

CAS No.	Surrogate Recoveries	Run# 1	Run# 2	Limits
321-60-8	2-Fluorobiphenyl	105%		22-138%
4165-60-0	Nitrobenzene-d5	99%		32-143%
1718-51-0	Terphenyl-d14	93%		48-149%

RL = Reporting Limit
E = Indicates value exceeds calibration range

J = Indicates an estimated value
B = Indicates analyte found in associated method blank
N = Indicates presumptive evidence of a compound

Report of Analysis

3.1
3

Client Sample ID: SP01	
Lab Sample ID: DA81076-1	Date Sampled: 04/02/26
Matrix: SO - Soil	Date Received: 04/03/26
Method: SW846-8015C SW846 3570	Percent Solids: 92.6
Project: Frank 6LL	

	File ID	DF	Analyzed	By	Prep Date	Prep Batch	Analytical Batch
Run #1	FN103513.D	1	04/07/26 21:57	JB	04/07/26 10:00	OP30751	GFN684
Run #2							

	Initial Weight	Final Volume
Run #1	5.3 g	10.0 ml
Run #2		

DRO C10-C28, ORO > C28-C36

CAS No.	Compound	Result	RL	Units	Q
	TPH-DRO (C10-C28)	13.1	4.1	mg/kg	
	TPH-ORO (> C28-C36)	17.0	6.1	mg/kg	

CAS No.	Surrogate Recoveries	Run# 1	Run# 2	Limits
84-15-1	o-Terphenyl	73%		30-132%

RL = Reporting Limit
 E = Indicates value exceeds calibration range

J = Indicates an estimated value
 B = Indicates analyte found in associated method blank
 N = Indicates presumptive evidence of a compound

Report of Analysis

Client Sample ID: SP01		Date Sampled: 04/02/26
Lab Sample ID: DA81076-1A		Date Received: 04/03/26
Matrix: SO - Soil		Percent Solids: 92.6
Project: Frank 6LL		

SAR Metals Analysis

Analyte	Result	RL	Units	DF	Prep	Analyzed By	Method	Prep Method
Calcium	81.8	6.0	mg/l	1	04/06/26	04/07/26 BR	SW846 6010D ¹	USDA HANDBOOK 60 ²
Magnesium	13.8	3.0	mg/l	1	04/06/26	04/07/26 BR	SW846 6010D ¹	USDA HANDBOOK 60 ²
Sodium	318	6.0	mg/l	1	04/06/26	04/07/26 BR	SW846 6010D ¹	USDA HANDBOOK 60 ²

(1) Instrument QC Batch: MA20418

(2) Prep QC Batch: MP47412

RL = Reporting Limit

Report of Analysis

Client Sample ID: SP01	Date Sampled: 04/02/26
Lab Sample ID: DA81076-1A	Date Received: 04/03/26
Matrix: SO - Soil	Percent Solids: 92.6
Project: Frank 6LL	

General Chemistry

Analyte	Result	RL	Units	DF	Analyzed	By	Method
Sodium Adsorption Ratio ^a	8.56		ratio	1	04/07/26 23:04	BR	USDA HANDBOOK 60

(a) Calculated as: $(Na \text{ meq/L}) / \sqrt{[(Ca \text{ meq/L}) + (Mg \text{ meq/L})/2]}$

RL = Reporting Limit

Report of Analysis

Client Sample ID: SP01	
Lab Sample ID: DA81076-1B	Date Sampled: 04/02/26
Matrix: SO - Soil	Date Received: 04/03/26
	Percent Solids: 92.6
Project: Frank 6LL	

Hot Water Soluble Boron Metals Analysis

Analyte	Result	RL	Units	DF	Prep	Analyzed By	Method	Prep Method
Boron	0.290	0.25	mg/l	1	04/06/26	04/08/26 BR	SW846 6010D ¹	HWS-B ²

(1) Instrument QC Batch: MA20420

(2) Prep QC Batch: MP47397

RL = Reporting Limit

Report of Analysis

Client Sample ID: SP01	
Lab Sample ID: DA81076-1C	Date Sampled: 04/02/26
Matrix: SO - Soil	Date Received: 04/03/26
	Percent Solids: 92.6
Project: Frank 6LL	

Metals Analysis

Analyte	Result	RL	Units	DF	Prep	Analyzed By	Method	Prep Method
Arsenic	2.1	0.21	mg/kg	10	04/06/26	04/08/26 GS	SW846 6020B ¹	SW846 3050B ²
Barium	63.3	2.1	mg/kg	10	04/06/26	04/08/26 GS	SW846 6020B ¹	SW846 3050B ²
Cadmium	0.22	0.10	mg/kg	10	04/06/26	04/08/26 GS	SW846 6020B ¹	SW846 3050B ²
Copper	8.9	2.1	mg/kg	10	04/06/26	04/08/26 GS	SW846 6020B ¹	SW846 3050B ²
Lead	9.1	0.52	mg/kg	10	04/06/26	04/08/26 GS	SW846 6020B ¹	SW846 3050B ²
Nickel	4.6	2.1	mg/kg	10	04/06/26	04/08/26 GS	SW846 6020B ¹	SW846 3050B ²
Selenium	< 0.21	0.21	mg/kg	10	04/06/26	04/08/26 GS	SW846 6020B ¹	SW846 3050B ²
Silver	< 0.10	0.10	mg/kg	10	04/06/26	04/08/26 GS	SW846 6020B ¹	SW846 3050B ²
Zinc	26.1	10	mg/kg	10	04/06/26	04/08/26 GS	SW846 6020B ¹	SW846 3050B ²

(1) Instrument QC Batch: MA20419

(2) Prep QC Batch: MP47415

RL = Reporting Limit

Report of Analysis

Client Sample ID: SP01		Date Sampled: 04/02/26
Lab Sample ID: DA81076-1C		Date Received: 04/03/26
Matrix: SO - Soil		Percent Solids: 92.6
Project: Frank 6LL		

General Chemistry

Analyte	Result	RL	Units	DF	Analyzed	By	Method
pH-saturated paste method							
pH ^a	8.09		su	1	04/06/26 10:00	AKC	WREP-125,4E-SATPASTE
prep: DEPT.OF AG, BOOK N9							
Specific Conductivity	2.2	0.0010	mmhos/cm	1	04/07/26 10:00	MI	SM 2510B-2011 MOD
Chromium, Hexavalent ^b	< 0.42	0.42	mg/kg	1	04/14/26 15:56	ANJ	SW846 3060A/7199

(a) Saturated paste was generated on 04/06/26.

(b) Sample digested on 04/11/2026 Analysis performed at SGS Dayton, NJ.

RL = Reporting Limit

Report of Analysis

Client Sample ID: COMP01	Date Sampled: 04/02/26
Lab Sample ID: DA81076-2	Date Received: 04/03/26
Matrix: SO - Soil	Percent Solids: 88.2
Method: SW846 8260D SW846 5035A	
Project: Frank 6LL	

Run #	File ID	DF	Analyzed	By	Prep Date	Prep Batch	Analytical Batch
Run #1	5V001537.D	1	04/07/26 01:48	RT	n/a	n/a	V5V4738
Run #2							

Run #	Initial Weight	Final Volume
Run #1	5.19 g	5.0 ml
Run #2		

VOA COGCC Table 915 soil list

CAS No.	Compound	Result	RL	Units	Q
71-43-2	Benzene	< 0.0011	0.0011	mg/kg	
100-41-4	Ethylbenzene	< 0.0022	0.0022	mg/kg	
108-88-3	Toluene	< 0.0022	0.0022	mg/kg	
95-63-6	1,2,4-Trimethylbenzene	< 0.0022	0.0022	mg/kg	
108-67-8	1,3,5-Trimethylbenzene	< 0.0022	0.0022	mg/kg	
	m,p-Xylene	< 0.0022	0.0022	mg/kg	
95-47-6	o-Xylene	< 0.0022	0.0022	mg/kg	
1330-20-7	Xylene (total)	< 0.0022	0.0022	mg/kg	
	TPH-GRO (C6-C10)	< 0.22	0.22	mg/kg	

CAS No.	Surrogate Recoveries	Run# 1	Run# 2	Limits
1868-53-7	Dibromofluoromethane	95%		70-130%
2037-26-5	Toluene-D8	93%		70-130%
460-00-4	4-Bromofluorobenzene	93%		70-130%
17060-07-0	1,2-Dichloroethane-D4	102%		70-130%

RL = Reporting Limit
E = Indicates value exceeds calibration range

J = Indicates an estimated value
B = Indicates analyte found in associated method blank
N = Indicates presumptive evidence of a compound

Report of Analysis

Client Sample ID: COMP01		Date Sampled: 04/02/26
Lab Sample ID: DA81076-2		Date Received: 04/03/26
Matrix: SO - Soil		Percent Solids: 88.2
Method: SW846 8270E SW846 3570		
Project: Frank 6LL		

	File ID	DF	Analyzed	By	Prep Date	Prep Batch	Analytical Batch
Run #1	9G006276.D	1	04/07/26 22:59	ZL	04/07/26 15:30	OP30752	E9G231
Run #2							

	Initial Weight	Final Volume
Run #1	5.3 g	10.0 ml
Run #2		

COGCC Table 915-1 PAH List

CAS No.	Compound	Result	RL	Units	Q
83-32-9	Acenaphthene	< 0.0043	0.0043	mg/kg	
120-12-7	Anthracene	< 0.0043	0.0043	mg/kg	
56-55-3	Benzo(a)anthracene	< 0.0053	0.0053	mg/kg	
205-99-2	Benzo(b)fluoranthene	0.0095	0.0043	mg/kg	
207-08-9	Benzo(k)fluoranthene	< 0.0043	0.0043	mg/kg	
50-32-8	Benzo(a)pyrene	0.0079	0.0043	mg/kg	
218-01-9	Chrysene	0.0052	0.0043	mg/kg	
53-70-3	Dibenzo(a,h)anthracene	< 0.0043	0.0043	mg/kg	
206-44-0	Fluoranthene	0.0072	0.0043	mg/kg	
86-73-7	Fluorene	< 0.0043	0.0043	mg/kg	
193-39-5	Indeno(1,2,3-cd)pyrene	0.0063	0.0043	mg/kg	
90-12-0	1-Methylnaphthalene	< 0.0043	0.0043	mg/kg	
91-57-6	2-Methylnaphthalene	< 0.0043	0.0043	mg/kg	
91-20-3	Naphthalene	< 0.0021	0.0021	mg/kg	
129-00-0	Pyrene	0.0077	0.0043	mg/kg	

CAS No.	Surrogate Recoveries	Run# 1	Run# 2	Limits
321-60-8	2-Fluorobiphenyl	91%		22-138%
4165-60-0	Nitrobenzene-d5	93%		32-143%
1718-51-0	Terphenyl-d14	75%		48-149%

RL = Reporting Limit
E = Indicates value exceeds calibration range

J = Indicates an estimated value
B = Indicates analyte found in associated method blank
N = Indicates presumptive evidence of a compound

Report of Analysis

Client Sample ID: COMP01		Date Sampled: 04/02/26
Lab Sample ID: DA81076-2		Date Received: 04/03/26
Matrix: SO - Soil		Percent Solids: 88.2
Method: SW846-8015C SW846 3570		
Project: Frank 6LL		

	File ID	DF	Analyzed	By	Prep Date	Prep Batch	Analytical Batch
Run #1	FN103514.D	1	04/07/26 22:10	JB	04/07/26 10:00	OP30751	GFN684
Run #2							

	Initial Weight	Final Volume
Run #1	5.3 g	10.0 ml
Run #2		

DRO C10-C28, ORO > C28-C36

CAS No.	Compound	Result	RL	Units	Q
	TPH-DRO (C10-C28)	4.97	4.3	mg/kg	
	TPH-ORO (> C28-C36)	25.9	6.4	mg/kg	

CAS No.	Surrogate Recoveries	Run# 1	Run# 2	Limits
84-15-1	o-Terphenyl	61%		30-132%

RL = Reporting Limit
E = Indicates value exceeds calibration range

J = Indicates an estimated value
B = Indicates analyte found in associated method blank
N = Indicates presumptive evidence of a compound

Report of Analysis

Client Sample ID: COMP01		Date Sampled: 04/02/26
Lab Sample ID: DA81076-2A		Date Received: 04/03/26
Matrix: SO - Soil		Percent Solids: 88.2
Project: Frank 6LL		

SAR Metals Analysis

Analyte	Result	RL	Units	DF	Prep	Analyzed By	Method	Prep Method
Calcium	328	6.0	mg/l	1	04/06/26	04/07/26 BR	SW846 6010D ¹	USDA HANDBOOK 60 ²
Magnesium	132	3.0	mg/l	1	04/06/26	04/07/26 BR	SW846 6010D ¹	USDA HANDBOOK 60 ²
Sodium	680	6.0	mg/l	1	04/06/26	04/07/26 BR	SW846 6010D ¹	USDA HANDBOOK 60 ²

(1) Instrument QC Batch: MA20418

(2) Prep QC Batch: MP47412

RL = Reporting Limit

Report of Analysis

Client Sample ID: COMP01		Date Sampled: 04/02/26
Lab Sample ID: DA81076-2A		Date Received: 04/03/26
Matrix: SO - Soil		Percent Solids: 88.2
Project: Frank 6LL		

General Chemistry

Analyte	Result	RL	Units	DF	Analyzed	By	Method
Sodium Adsorption Ratio ^a	8.01		ratio	1	04/07/26 23:06	BR	USDA HANDBOOK 60

(a) Calculated as: $(Na \text{ meq/L}) / \sqrt{[(Ca \text{ meq/L}) + (Mg \text{ meq/L})/2]}$

RL = Reporting Limit

Report of Analysis

Client Sample ID: COMP01		Date Sampled: 04/02/26
Lab Sample ID: DA81076-2B		Date Received: 04/03/26
Matrix: SO - Soil		Percent Solids: 88.2
Project: Frank 6LL		

Hot Water Soluble Boron Metals Analysis

Analyte	Result	RL	Units	DF	Prep	Analyzed By	Method	Prep Method
Boron	0.663	0.25	mg/l	1	04/06/26	04/08/26 BR	SW846 6010D ¹	HWS-B ²

(1) Instrument QC Batch: MA20420

(2) Prep QC Batch: MP47397

RL = Reporting Limit

Report of Analysis

Client Sample ID: COMP01	Date Sampled: 04/02/26
Lab Sample ID: DA81076-2C	Date Received: 04/03/26
Matrix: SO - Soil	Percent Solids: 88.2
Project: Frank 6LL	

Metals Analysis

Analyte	Result	RL	Units	DF	Prep	Analized By	Method	Prep Method
Arsenic	3.4	0.21	mg/kg	10	04/06/26	04/08/26 GS	SW846 6020B ¹	SW846 3050B ²
Barium	81.5	2.1	mg/kg	10	04/06/26	04/08/26 GS	SW846 6020B ¹	SW846 3050B ²
Cadmium	0.67	0.10	mg/kg	10	04/06/26	04/08/26 GS	SW846 6020B ¹	SW846 3050B ²
Copper	22.8	2.1	mg/kg	10	04/06/26	04/08/26 GS	SW846 6020B ¹	SW846 3050B ²
Lead	27.6	0.52	mg/kg	10	04/06/26	04/08/26 GS	SW846 6020B ¹	SW846 3050B ²
Nickel	5.7	2.1	mg/kg	10	04/06/26	04/08/26 GS	SW846 6020B ¹	SW846 3050B ²
Selenium	0.24	0.21	mg/kg	10	04/06/26	04/08/26 GS	SW846 6020B ¹	SW846 3050B ²
Silver	0.30	0.10	mg/kg	10	04/06/26	04/08/26 GS	SW846 6020B ¹	SW846 3050B ²
Zinc	89.5	10	mg/kg	10	04/06/26	04/08/26 GS	SW846 6020B ¹	SW846 3050B ²

(1) Instrument QC Batch: MA20419

(2) Prep QC Batch: MP47415

RL = Reporting Limit

Report of Analysis



Client Sample ID: COMP01		Date Sampled: 04/02/26
Lab Sample ID: DA81076-2C		Date Received: 04/03/26
Matrix: SO - Soil		Percent Solids: 88.2
Project: Frank 6LL		

General Chemistry

Analyte	Result	RL	Units	DF	Analyzed	By	Method
pH-saturated paste method							
pH ^a	7.74		su	1	04/06/26 10:00	AKC	WREP-125,4E-SATPASTE
prep: DEPT.OF AG, BOOK N9							
Specific Conductivity	5.5	0.0010	mmhos/cm	1	04/07/26 10:00	MI	SM 2510B-2011 MOD
Chromium, Hexavalent ^b	< 0.45	0.45	mg/kg	1	04/14/26 16:04	ANJ	SW846 3060A/7199

(a) Saturated paste was generated on 04/06/26.

(b) Sample digested on 04/11/2026 Analysis performed at SGS Dayton, NJ.

RL = Reporting Limit

Misc. Forms

Custody Documents and Other Forms

Includes the following where applicable:

- Chain of Custody



CHAIN OF CUSTODY
 SGS North America Inc. - Wheat Ridge
 4036 Youngfield Street, Wheat Ridge, CO 80033
 TEL: 303-425-6021
 www.sgs.com/ehsusua

Client / Reporting Information Company: Confluence Compliance Companies Street: 209 E Main St Unit E City, State ZIP: Mead, CO 80542 Project Contact: Brody Poss Phone: 920 419 7942 Email: brody.poss@confluence-cc.com Sampler(s) Name(s): Peyton N + Dylan H.		Project Information Project Name: Frank GLL Check Box if Project Report to Division of Oil and Public Safety (OPS) <input type="checkbox"/> Street: N/A City, State ZIP: N/A Project #: CUX0089 (RM#31021) Client Purchase Order #: UWRWE-AS046-ABN Project Manager: Brody Poss		Bottle Order Control # SGS Quote # SGS Job # DA81076		Requested Analysis (see TEST CODE sheet) EC, pH, SAR Barium (Hot Water Soluble) Hexavalent Chromium Table 915-1 VOCs Table 915-1 PAHs TPH (DRO, BPO, DRO)		Matrix Codes DW - Drinking Water GW - Ground Water WW - Water SW - Surface Water SO - Soil SL - Sludge SED - Sediment OI - Oil LIQ - Other Liquid AIR - Air SOL - Other Solid WP - Wipe FB - Field Blank EB - Equipment Blank RB - Rinse Blank D - dissolved metals PD - Potentially dissolved TR - Total recoverable											
Collection Field ID / Point of Collection SPO1 COMPO1		Date 4-2-26 4-2-26		Time 1525 1720		Sampled by PN DH		Matrix SO SO		# of bottles 4 4		NONE HCl HNO3 H2SO4 DI Water MeOH ENCORE Na2S2O3		Number of preserved bottles X X X X X X X		LAB USE ONLY			
Turnaround Time (Business days) <input checked="" type="checkbox"/> 10 Business Days <input type="checkbox"/> 5 Business Days <input type="checkbox"/> 3 Business Days RUSH <input type="checkbox"/> 2 Business Days RUSH <input type="checkbox"/> 1 Business Day EMERGENCY		Special Reporting Instructions <input type="checkbox"/> Report in PPB <input type="checkbox"/> Report in PPM <input type="checkbox"/> Report MDLs		Data Deliverable Information <input type="checkbox"/> Commercial "A" (Level 1, Results Only) <input type="checkbox"/> Commercial "B" (Level 2, Results + QC Summary) <input type="checkbox"/> COMMBN (Results/QC/Narrative) <input type="checkbox"/> COMMBN+ (Results/QC/Narrative (+ chromatograms)) <input type="checkbox"/> REDT2 (Results/QC Summary/partial raw data) <input type="checkbox"/> FULT1 <input type="checkbox"/> EDD Format		Comments / Special Instructions **Metals: specify metal(s), method, and type (D, PD, TR)		Emergency & Rush T/A data available via Email or LabLink. RUSH TAT approval needed.		Sample Custody must be documented below each time samples change possession, including courier, Fed Ex, USP, USPS delivery.		Relinquished By/Affiliation: 1 [Signature] Date/Time: 4-2-26 1730		Received By/Affiliation: 1 Obtain Gold Date/Time: 4/3/26 2:16 PM		Relinquished By/Affiliation: 3 [Signature] Date/Time: 4/3/26 1730		Received By/Affiliation: 2 [Signature] Date/Time: 4/3/26 1730	
Custody Seal #: Intact <input type="checkbox"/> Not intact <input type="checkbox"/> Absent <input type="checkbox"/>		Preserved where applicable <input type="checkbox"/>		Cooler Temp. °C (corrected): 4/2		Therm. ID: 100		On Ice <input type="checkbox"/>		http://www.sgs.com/en/terms-and-conditions									

4.1
4

FORM: EHSA-QAC-0027-03-FORM-Wheat Ridge - COC; RV 2/20/2025



CHAIN OF CUSTODY

SGS North America Inc. - Wheat Ridge
4036 Youngfield Street, Wheat Ridge, CO 80033
TEL: 303-425-6021
www.sgs.com/ehsusua

Client / Reporting Information Company: Confluence Compliance Companies Street: 209 E Main St Unit E City, State ZIP: Mead, CO 80542 Project Contact: Brody Poss Phone: 920 419 7942 Email: brody.poss@confluence-cc.com Sampler(s) Name(s): Peyton N + Dylan H.		Project Information Project Name: Frank 6LL Frank 6LL Check Box if Project Report to Division of Oil and Public Safety (OPS) <input type="checkbox"/> Street: N/A City, State ZIP: N/A Project #: CUX0089 (RUM#31021) Client Purchase Order #: UWRWE-AS046-ABN Project Manager: Brody Poss		Bottle Order Control # SGS Quote # FED-EX Tracking # SGS Job # DA81076	
Requested Analysis (see TEST CODE sheet) EC, PH, SAR Barium (Hot Water Soluble) Hexavalent Chromium Table 915-1 VOCs Table 915-1 PAHs TPH (ORO, BRO, DRO)		Matrix Codes DW - Drinking Water GW - Ground Water WW - Water SW - Surface Water SO - Soil SL - Sludge SED - Sediment OI - Oil LIQ - Other Liquid AIR - Air SOL - Other Solid WP - Wipe FB - Field Blank EB - Equipment Blank RB - Rinse Blank D - dissolved metals PD - Potentially dissolved TR - Total recoverable		LAB USE ONLY	
Collection Field ID / Point of Collection: SPO1 Date: 4-2-26 Time: 1525 Sampled by: PN Matrix: SO # of bottles: 4 NONE X HCl NaOH HNO3 H2SO4 DI Water MeOH ENCORE Na2S2O3 Na2SO3		Number of preserved bottles NONE X HCl NaOH HNO3 H2SO4 DI Water MeOH ENCORE Na2S2O3 Na2SO3		**Metals (specify): EC, PH, SAR Barium (Hot Water Soluble) Hexavalent Chromium Table 915-1 VOCs Table 915-1 PAHs TPH (ORO, BRO, DRO)	
Turnaround Time (Business days) <input checked="" type="checkbox"/> 10 Business Days <input type="checkbox"/> 5 Business Days <input type="checkbox"/> 3 Business Days RUSH <input type="checkbox"/> 2 Business Days RUSH <input type="checkbox"/> 1 Business Day EMERGENCY Emergency & Rush T/A data available via Email or LabLink. RUSH TAT approval needed.		Data Deliverable Information <input type="checkbox"/> Commercial "A" (Level 1, Results Only) <input type="checkbox"/> Commercial "B" (Level 2, Results + QC Summary) <input type="checkbox"/> COMMBN (Results/QC/Narrative) <input type="checkbox"/> COMMBN+ (Results/QC/Narrative (+ chromatograms)) <input type="checkbox"/> REDT2 (Results/QC Summary/partial raw data) <input type="checkbox"/> FULT1 <input type="checkbox"/> EDD Format		Comments / Special Instructions **Metals: specify metal(s), method, and type (D, PD, TR)	
Sample Custody must be documented below each time samples change possession, including courier, Fed Ex, USPS delivery.					
Relinquished By/Affiliation: 1 <i>[Signature]</i> Date/Time: 4-2-26 1730		Received By/Affiliation: 1 <i>Obtain Gold</i> Date/Time: 4/3/26 2:16 PM		Relinquished By/Affiliation: 2 <i>[Signature]</i> Date/Time: 4/3/26 11:17	
Relinquished By/Affiliation: 3 Date/Time:		Received By/Affiliation: 4 Date/Time:		Relinquished By/Affiliation: 4 Date/Time:	
Custody Seal #: Intact <input type="checkbox"/> Not intact <input type="checkbox"/> Absent <input type="checkbox"/>		Preserved where applicable <input type="checkbox"/> Cooler Temp. °C (corrected): Therm. ID: On Ice <input type="checkbox"/>		http://www.sgs.com/en/terms-and-conditions	

FORM: EHSQA-QAC-0027-03-FORM-Wheat Ridge - COC; RV 2/20/2025

Job Change Order: DA81076

Requested Date: 4/6/2026 Received Date: 4/3/2026
Account Name: Chevron/Confluence Due Date: 4/6/2026
Project Description: Frank 6LL Deliverable: COMMB
C/O Initiated By: CRISTINA_ PM: CN TAT (Days): 1

Sample #: DA81076-1,2

Client ID:

Dept: LOGIN

TAT: 1

Change: Revised project name to Frank 6LL, per client request and revised COC, provided by the client.

DA81076: Chain of Custody
Page 4 of 4

Above Changes Per: Client

Date/Time: 4/6/2026

To Client: This Change Order is confirmation of the revisions, previously discussed with the Client Service Representative.

MS Volatiles

QC Data Summaries

Includes the following where applicable:

- Method Blank Summaries
- Blank Spike Summaries
- Matrix Spike and Duplicate Summaries

Method Blank Summary

Job Number: DA81076
Account: CHEVCONF Chevron/Confluence
Project: Frank 6LL

Sample	File ID	DF	Analyzed	By	Prep Date	Prep Batch	Analytical Batch
V5V4738-MB	5V001522.D	1	04/06/26	RT	n/a	n/a	V5V4738

The QC reported here applies to the following samples:

Method: SW846 8260D

DA81076-1, DA81076-2

CAS No.	Compound	Result	RL	Units	Q
71-43-2	Benzene	ND	1.0	ug/kg	
100-41-4	Ethylbenzene	ND	2.0	ug/kg	
108-88-3	Toluene	ND	2.0	ug/kg	
95-63-6	1,2,4-Trimethylbenzene	ND	2.0	ug/kg	
108-67-8	1,3,5-Trimethylbenzene	ND	2.0	ug/kg	
	m,p-Xylene	ND	2.0	ug/kg	
95-47-6	o-Xylene	ND	2.0	ug/kg	
1330-20-7	Xylene (total)	ND	2.0	ug/kg	
	TPH-GRO (C6-C10)	ND	200	ug/kg	

CAS No.	Surrogate Recoveries	Limits	
1868-53-7	Dibromofluoromethane	93%	70-130%
2037-26-5	Toluene-D8	92%	70-130%
460-00-4	4-Bromofluorobenzene	91%	70-130%
17060-07-0	1,2-Dichloroethane-D4	102%	70-130%

Blank Spike Summary

Job Number: DA81076
Account: CHEVCONF Chevron/Confluence
Project: Frank 6LL

Sample	File ID	DF	Analyzed	By	Prep Date	Prep Batch	Analytical Batch
V5V4738-BS	5V001520.D	1	04/06/26	RT	n/a	n/a	V5V4738

The QC reported here applies to the following samples:

Method: SW846 8260D

DA81076-1, DA81076-2

CAS No.	Compound	Spike ug/kg	BSP ug/kg	BSP %	Limits
71-43-2	Benzene	50	41.6	83	70-130
100-41-4	Ethylbenzene	50	45.2	90	70-130
108-88-3	Toluene	50	44.1	88	70-130
95-63-6	1,2,4-Trimethylbenzene	50	45.6	91	70-134
108-67-8	1,3,5-Trimethylbenzene	50	45.8	92	70-134
	m,p-Xylene	100	88.4	88	70-130
95-47-6	o-Xylene	50	45.7	91	70-136
1330-20-7	Xylene (total)	150	134	89	70-131

CAS No.	Surrogate Recoveries	BSP	Limits
1868-53-7	Dibromofluoromethane	90%	70-130%
2037-26-5	Toluene-D8	94%	70-130%
460-00-4	4-Bromofluorobenzene	89%	70-130%
17060-07-0	1,2-Dichloroethane-D4	98%	70-130%

* = Outside of Control Limits.

Blank Spike Summary

Job Number: DA81076
Account: CHEVCONF Chevron/Confluence
Project: Frank 6LL

Sample	File ID	DF	Analyzed	By	Prep Date	Prep Batch	Analytical Batch
V5V4738-BS	5V001521.D	1	04/06/26	RT	n/a	n/a	V5V4738

The QC reported here applies to the following samples:

Method: SW846 8260D

DA81076-1, DA81076-2

CAS No.	Compound	Spike ug/kg	BSP ug/kg	BSP %	Limits
	TPH-GRO (C6-C10)	2000	1760	88	64-144

CAS No.	Surrogate Recoveries	BSP	Limits
1868-53-7	Dibromofluoromethane	90%	70-130%
2037-26-5	Toluene-D8	94%	70-130%
460-00-4	4-Bromofluorobenzene	88%	70-130%
17060-07-0	1,2-Dichloroethane-D4	101%	70-130%

* = Outside of Control Limits.

Matrix Spike/Matrix Spike Duplicate Summary

Job Number: DA81076
Account: CHEVCONF Chevron/Confluence
Project: Frank 6LL

Sample	File ID	DF	Analyzed	By	Prep Date	Prep Batch	Analytical Batch
DA81060-2MS	5V001525.D	1	04/06/26	RT	n/a	n/a	V5V4738
DA81060-2MSD	5V001526.D	1	04/06/26	RT	n/a	n/a	V5V4738
DA81060-2	5V001523.D	1	04/06/26	RT	n/a	n/a	V5V4738

The QC reported here applies to the following samples:

Method: SW846 8260D

DA81076-1, DA81076-2

CAS No.	Compound	DA81060-2 ug/kg	Spike Q ug/kg	MS ug/kg	MS %	Spike ug/kg	MSD ug/kg	MSD %	RPD	Limits Rec/RPD
71-43-2	Benzene	< 1.0	51.7	45.4	88	50.9	43.1	85	5	44-150/44
100-41-4	Ethylbenzene	< 2.1	51.7	49.5	96	50.9	46.5	91	6	41-149/49
108-88-3	Toluene	< 2.1	51.7	48.0	93	50.9	45.6	90	5	40-149/47
95-63-6	1,2,4-Trimethylbenzene	< 2.1	51.7	49.3	95	50.9	47.5	93	4	26-164/57
108-67-8	1,3,5-Trimethylbenzene	< 2.1	51.7	49.6	96	50.9	47.8	94	4	30-161/60
	m,p-Xylene	< 2.1	103	96.3	93	102	91.2	90	5	36-152/49
95-47-6	o-Xylene	< 2.1	51.7	49.6	96	50.9	47.4	93	5	33-168/49
1330-20-7	Xylene (total)	< 2.1	155	146	94	153	139	91	5	36-157/49

CAS No.	Surrogate Recoveries	MS	MSD	DA81060-2	Limits
1868-53-7	Dibromofluoromethane	96%	94%	95%	70-130%
2037-26-5	Toluene-D8	92%	93%	92%	70-130%
460-00-4	4-Bromofluorobenzene	91%	91%	91%	70-130%
17060-07-0	1,2-Dichloroethane-D4	103%	104%	104%	70-130%

* = Outside of Control Limits.

5.3.1
5

Matrix Spike/Matrix Spike Duplicate Summary

Job Number: DA81076
Account: CHEVCONF Chevron/Confluence
Project: Frank 6LL

Sample	File ID	DF	Analyzed	By	Prep Date	Prep Batch	Analytical Batch
DA81060-4MS	5V001527.D	1	04/06/26	RT	n/a	n/a	V5V4738
DA81060-4MSD	5V001528.D	1	04/06/26	RT	n/a	n/a	V5V4738
DA81060-4	5V001524.D	1	04/06/26	RT	n/a	n/a	V5V4738

The QC reported here applies to the following samples:

Method: SW846 8260D

DA81076-1, DA81076-2

CAS No.	Compound	DA81060-4 ug/kg	Spike Q ug/kg	MS ug/kg	MS %	Spike ug/kg	MSD ug/kg	MSD %	RPD	Limits Rec/RPD
	TPH-GRO (C6-C10)	< 210	2060	2030	99	2050	1990	97	2	18-158/83

CAS No.	Surrogate Recoveries	MS	MSD	DA81060-4	Limits
1868-53-7	Dibromofluoromethane	95%	94%	95%	70-130%
2037-26-5	Toluene-D8	94%	94%	92%	70-130%
460-00-4	4-Bromofluorobenzene	90%	90%	93%	70-130%
17060-07-0	1,2-Dichloroethane-D4	103%	105%	104%	70-130%

* = Outside of Control Limits.

5.3.2
5

MS Semi-volatiles

QC Data Summaries

Includes the following where applicable:

- Method Blank Summaries
- Blank Spike Summaries
- Matrix Spike and Duplicate Summaries

Method Blank Summary

Job Number: DA81076
Account: CHEVCONF Chevron/Confluence
Project: Frank 6LL

Sample	File ID	DF	Analyzed	By	Prep Date	Prep Batch	Analytical Batch
OP30752-MB	9G006268.D	1	04/07/26	ZL	04/07/26	OP30752	E9G231

The QC reported here applies to the following samples:

Method: SW846 8270E

DA81076-1, DA81076-2

CAS No.	Compound	Result	RL	Units	Q
83-32-9	Acenaphthene	ND	4.0	ug/kg	
120-12-7	Anthracene	ND	4.0	ug/kg	
56-55-3	Benzo(a)anthracene	ND	5.0	ug/kg	
205-99-2	Benzo(b)fluoranthene	ND	4.0	ug/kg	
207-08-9	Benzo(k)fluoranthene	ND	4.0	ug/kg	
50-32-8	Benzo(a)pyrene	ND	4.0	ug/kg	
218-01-9	Chrysene	ND	4.0	ug/kg	
53-70-3	Dibenzo(a,h)anthracene	ND	4.0	ug/kg	
206-44-0	Fluoranthene	ND	4.0	ug/kg	
86-73-7	Fluorene	ND	4.0	ug/kg	
193-39-5	Indeno(1,2,3-cd)pyrene	ND	4.0	ug/kg	
90-12-0	1-Methylnaphthalene	ND	4.0	ug/kg	
91-57-6	2-Methylnaphthalene	ND	4.0	ug/kg	
91-20-3	Naphthalene	ND	2.0	ug/kg	
129-00-0	Pyrene	ND	4.0	ug/kg	

CAS No.	Surrogate Recoveries	Limits	
321-60-8	2-Fluorobiphenyl	113%	22-138%
4165-60-0	Nitrobenzene-d5	103%	32-143%
1718-51-0	Terphenyl-d14	114%	48-149%

Blank Spike Summary

Job Number: DA81076
Account: CHEVCONF Chevron/Confluence
Project: Frank 6LL

Sample	File ID	DF	Analyzed	By	Prep Date	Prep Batch	Analytical Batch
OP30752-BS3	9G006269.D	1	04/07/26	ZL	04/07/26	OP30752	E9G231

The QC reported here applies to the following samples:

Method: SW846 8270E

DA81076-1, DA81076-2

CAS No.	Compound	Spike ug/kg	BSP ug/kg	BSP %	Limits
83-32-9	Acenaphthene	200	205	103	46-152
120-12-7	Anthracene	200	223	112	65-147
56-55-3	Benzo(a)anthracene	200	209	105	64-144
205-99-2	Benzo(b)fluoranthene	200	232	116	70-154
207-08-9	Benzo(k)fluoranthene	200	194	97	70-158
50-32-8	Benzo(a)pyrene	200	213	107	64-159
218-01-9	Chrysene	200	206	103	70-156
53-70-3	Dibenzo(a,h)anthracene	200	223	112	63-156
206-44-0	Fluoranthene	200	232	116	62-155
86-73-7	Fluorene	200	211	106	55-151
193-39-5	Indeno(1,2,3-cd)pyrene	200	216	108	67-156
90-12-0	1-Methylnaphthalene	200	205	103	21-168
91-57-6	2-Methylnaphthalene	200	209	105	18-161
91-20-3	Naphthalene	200	188	94	2-173
129-00-0	Pyrene	200	199	100	61-158

CAS No.	Surrogate Recoveries	BSP	Limits
321-60-8	2-Fluorobiphenyl	106%	22-138%
4165-60-0	Nitrobenzene-d5	95%	32-143%
1718-51-0	Terphenyl-d14	108%	48-149%

* = Outside of Control Limits.

Matrix Spike/Matrix Spike Duplicate Summary

Job Number: DA81076
Account: CHEVCONF Chevron/Confluence
Project: Frank 6LL

Sample	File ID	DF	Analyzed	By	Prep Date	Prep Batch	Analytical Batch
OP30752-MS3	9G006295.D	1	04/08/26	ZL	04/07/26	OP30752	E9G231
OP30752-MSD3	9G006296.D	1	04/08/26	ZL	04/07/26	OP30752	E9G231
DA81075-1	9G006270.D	1	04/07/26	ZL	04/07/26	OP30752	E9G231

The QC reported here applies to the following samples:

Method: SW846 8270E

DA81076-1, DA81076-2

CAS No.	Compound	DA81075-1 ug/kg	Spike Q ug/kg	MS ug/kg	MS %	Spike ug/kg	MSD ug/kg	MSD %	RPD	Limits Rec/RPD
83-32-9	Acenaphthene	< 4.4	225	178	79	225	190	84	7	30-148/32
120-12-7	Anthracene	< 4.4	225	207	92	225	221	98	7	40-148/33
56-55-3	Benzo(a)anthracene	< 5.5	225	191	85	225	208	92	9	44-144/32
205-99-2	Benzo(b)fluoranthene	< 4.4	225	199	89	225	221	98	10	36-166/43
207-08-9	Benzo(k)fluoranthene	< 4.4	225	170	76	225	192	85	12	43-165/41
50-32-8	Benzo(a)pyrene	< 4.4	225	189	84	225	210	93	11	41-161/37
218-01-9	Chrysene	< 4.4	225	190	85	225	207	92	9	52-152/32
53-70-3	Dibenzo(a,h)anthracene	< 4.4	225	191	85	225	208	92	9	42-155/36
206-44-0	Fluoranthene	< 4.4	225	212	94	225	226	100	6	40-151/34
86-73-7	Fluorene	< 4.4	225	194	86	225	208	92	7	34-149/34
193-39-5	Indeno(1,2,3-cd)pyrene	< 4.4	225	181	81	225	200	89	10	41-156/37
90-12-0	1-Methylnaphthalene	< 4.4	225	180	80	225	197	87	9	23-149/36
91-57-6	2-Methylnaphthalene	< 4.4	225	180	80	225	191	85	6	18-144/35
91-20-3	Naphthalene	< 2.2	225	169	75	225	178	79	5	18-150/32
129-00-0	Pyrene	< 4.4	225	195	87	225	208	92	6	38-156/33

CAS No.	Surrogate Recoveries	MS	MSD	DA81075-1	Limits
321-60-8	2-Fluorobiphenyl	102%	103%	98%	22-138%
4165-60-0	Nitrobenzene-d5	94%	95%	93%	32-143%
1718-51-0	Terphenyl-d14	105%	104%	95%	48-149%

* = Outside of Control Limits.

GC/LC Semi-volatiles

QC Data Summaries

Includes the following where applicable:

- Method Blank Summaries
- Blank Spike Summaries
- Matrix Spike and Duplicate Summaries

Method Blank Summary

Job Number: DA81076
Account: CHEVCONF Chevron/Confluence
Project: Frank 6LL

Sample	File ID	DF	Analyzed	By	Prep Date	Prep Batch	Analytical Batch
OP30751-MB	FN103498.D	1	04/07/26	JB	04/07/26	OP30751	GFN684

The QC reported here applies to the following samples:

Method: SW846-8015C

DA81076-1, DA81076-2

CAS No.	Compound	Result	RL	Units	Q
	TPH-DRO (C10-C28)	ND	4.0	mg/kg	
	TPH-ORO (> C28-C36)	ND	6.0	mg/kg	

CAS No.	Surrogate Recoveries	Limits
84-15-1	o-Terphenyl	92% 30-132%

7.1.1
7

Blank Spike Summary

Job Number: DA81076
Account: CHEVCONF Chevron/Confluence
Project: Frank 6LL

Sample	File ID	DF	Analyzed	By	Prep Date	Prep Batch	Analytical Batch
OP30751-BS1	FN103499.D	1	04/07/26	JB	04/07/26	OP30751	GFN684

The QC reported here applies to the following samples:

Method: SW846-8015C

DA81076-1, DA81076-2

CAS No.	Compound	Spike mg/kg	BSP mg/kg	BSP %	Limits
	TPH-DRO (C10-C28)	200	144	72	53-130

CAS No.	Surrogate Recoveries	BSP	Limits
84-15-1	o-Terphenyl	86%	30-132%

* = Outside of Control Limits.

Blank Spike Summary

Job Number: DA81076
Account: CHEVCONF Chevron/Confluence
Project: Frank 6LL

Sample	File ID	DF	Analyzed	By	Prep Date	Prep Batch	Analytical Batch
OP30751-BS2	FN103500.D	1	04/07/26	JB	04/07/26	OP30751	GFN684

The QC reported here applies to the following samples:

Method: SW846-8015C

DA81076-1, DA81076-2

CAS No.	Compound	Spike mg/kg	BSP mg/kg	BSP %	Limits
	TPH-ORO (> C28-C36)	200	161	81	70-138

CAS No.	Surrogate Recoveries	BSP	Limits
84-15-1	o-Terphenyl	86%	30-132%

* = Outside of Control Limits.

Matrix Spike/Matrix Spike Duplicate Summary

Job Number: DA81076
Account: CHEVCONF Chevron/Confluence
Project: Frank 6LL

Sample	File ID	DF	Analyzed	By	Prep Date	Prep Batch	Analytical Batch
OP30751-MS1	FN103501.D	1	04/07/26	JB	04/07/26	OP30751	GFN684
OP30751-MSD1	FN103502.D	1	04/07/26	JB	04/07/26	OP30751	GFN684
DA81072-4	FN103505.D	1	04/07/26	JB	04/07/26	OP30751	GFN684

The QC reported here applies to the following samples:

Method: SW846-8015C

DA81076-1, DA81076-2

CAS No.	Compound	DA81072-4 mg/kg	Spike Q mg/kg	MS mg/kg	MS %	Spike mg/kg	MSD mg/kg	MSD %	RPD	Limits Rec/RPD
	TPH-DRO (C10-C28)	< 4.5	233	172	74	229	177	77	3	27-133/30

CAS No.	Surrogate Recoveries	MS	MSD	DA81072-4	Limits
84-15-1	o-Terphenyl	98%	75%	79%	30-132%

* = Outside of Control Limits.

7.3.1
7

Matrix Spike/Matrix Spike Duplicate Summary

Job Number: DA81076
Account: CHEVCONF Chevron/Confluence
Project: Frank 6LL

Sample	File ID	DF	Analyzed	By	Prep Date	Prep Batch	Analytical Batch
OP30751-MS2	FN103503.D	1	04/07/26	JB	04/07/26	OP30751	GFN684
OP30751-MSD2	FN103504.D	1	04/07/26	JB	04/07/26	OP30751	GFN684
DA81072-5	FN103506.D	1	04/07/26	JB	04/07/26	OP30751	GFN684

The QC reported here applies to the following samples:

Method: SW846-8015C

DA81076-1, DA81076-2

CAS No.	Compound	DA81072-5 mg/kg	Spike Q mg/kg	MS mg/kg	MS %	Spike mg/kg	MSD mg/kg	MSD %	RPD	Limits Rec/RPD
	TPH-ORO (> C28-C36)	< 6.8	240	199	83	235	186	79	7	64-152/30

CAS No.	Surrogate Recoveries	MS	MSD	DA81072-5	Limits
84-15-1	o-Terphenyl	69%	79%	64%	30-132%

* = Outside of Control Limits.

Metals Analysis

QC Data Summaries

Includes the following where applicable:

- Method Blank Summaries
- Matrix Spike and Duplicate Summaries
- Blank Spike and Lab Control Sample Summaries
- Serial Dilution Summaries

BLANK RESULTS SUMMARY
Part 2 - Method Blanks

Login Number: DA81076
Account: CHEVCONF - Chevron/Confluence
Project: Frank 6LL

QC Batch ID: MP47397
Matrix Type: AQUEOUS

Methods: SW846 6010D
Units: ug/l

Prep Date: 04/06/26

Metal	RL	IDL	MDL	MB raw	final
Aluminum	500	9.9	75		
Antimony	150	30	34		
Arsenic	130	11	23		
Barium	50	.95	6.5		
Beryllium	50	.5	6.5		
Boron	250	6.3	32	118	<250
Cadmium	50	1.1	6.5		
Calcium	2000	28	250		
Chromium	50	3.4	6.5		
Cobalt	25	4.1	3.2		
Copper	50	2.5	6.5		
Iron	350	9.3	60		
Lead	250	21	32		
Lithium	25	10	6.5		
Magnesium	1000	35	130		
Manganese	25	.85	3.2		
Molybdenum	50	13	14		
Nickel	150	5.7	19		
Phosphorus	500	58	80		
Potassium	5000	180	630		
Selenium	250	46	110		
Silicon	1000	210	750		
Silver	150	2.8	19		
Sodium	2000	43	250		
Strontium	25	.5	3.2		
Thallium	50	30	22		
Tin	300	17	260		
Titanium	50	2.2	6.5		
Uranium	250	57	43		
Vanadium	50	5.2	6.5		
Zinc	150	3.4	19		

Associated samples MP47397: DA81076-1B, DA81076-2B

Results < IDL are shown as zero for calculation purposes
(*) Outside of QC limits

BLANK RESULTS SUMMARY
Part 2 - Method Blanks

Login Number: DA81076
Account: CHEVCONF - Chevron/Confluence
Project: Frank 6LL


QC Batch ID: MP47397
Matrix Type: AQUEOUS

Methods: SW846 6010D
Units: ug/l

Prep Date: 04/06/26

Metal	RL	IDL	MDL	MB raw	final
-------	----	-----	-----	-----------	-------

(anr) Analyte not requested



MATRIX SPIKE AND DUPLICATE RESULTS SUMMARY

Login Number: DA81076
 Account: CHEVCONF - Chevron/Confluence
 Project: Frank 6LL

QC Batch ID: MP47397
 Matrix Type: AQUEOUS

Methods: SW846 6010D
 Units: ug/l

Prep Date: 04/06/26 04/06/26

Metal	DA81084-1B Original	DUP	RPD	QC Limits	DA81084-1B Original MS	Spikelot ICPAL6	% Rec	QC Limits
Aluminum								
Antimony								
Arsenic								
Barium								
Beryllium								
Boron	394	369	6.6	0-20	394	11100	10000	107.1 75-125
Cadmium								
Calcium								
Chromium								
Cobalt								
Copper								
Iron								
Lead								
Lithium								
Magnesium								
Manganese								
Molybdenum								
Nickel								
Phosphorus								
Potassium								
Selenium								
Silicon								
Silver								
Sodium								
Strontium								
Thallium								
Tin								
Titanium								
Uranium								
Vanadium								
Zinc								

Associated samples MP47397: DA81076-1B, DA81076-2B

Results < IDL are shown as zero for calculation purposes
 (*) Outside of QC limits

8.12
8

MATRIX SPIKE AND DUPLICATE RESULTS SUMMARY

Login Number: DA81076
 Account: CHEVCONF - Chevron/Confluence
 Project: Frank 6LL


QC Batch ID: MP47397
 Matrix Type: AQUEOUS

Methods: SW846 6010D
 Units: ug/l

Prep Date: 04/06/26 04/06/26

Metal	DA81084-1B Original DUP	RPD	QC Limits	DA81084-1B Original MS	Spikelot ICPAL6	% Rec	QC Limits
-------	----------------------------	-----	--------------	---------------------------	--------------------	-------	--------------

(N) Matrix Spike Rec. outside of QC limits
 (anr) Analyte not requested



8.1.2
8

SPIKE BLANK AND LAB CONTROL SAMPLE SUMMARY

Login Number: DA81076
 Account: CHEVCONF - Chevron/Confluence
 Project: Frank 6LL

QC Batch ID: MP47397
 Matrix Type: AQUEOUS

Methods: SW846 6010D
 Units: ug/l

Prep Date: 04/06/26

Metal	BSP Result	Spikelot ICPALL6	% Rec	QC Limits
Aluminum				
Antimony				
Arsenic				
Barium				
Beryllium				
Boron	10100	10000	101.0	80-120
Cadmium				
Calcium				
Chromium				
Cobalt				
Copper				
Iron				
Lead				
Lithium				
Magnesium				
Manganese				
Molybdenum				
Nickel				
Phosphorus				
Potassium				
Selenium				
Silicon				
Silver				
Sodium				
Strontium				
Thallium				
Tin				
Titanium				
Uranium				
Vanadium				
Zinc				

Associated samples MP47397: DA81076-1B, DA81076-2B

Results < IDL are shown as zero for calculation purposes
 (*) Outside of QC limits

8.1.3
8

SPIKE BLANK AND LAB CONTROL SAMPLE SUMMARY

Login Number: DA81076
Account: CHEVCONF - Chevron/Confluence
Project: Frank 6LL


QC Batch ID: MP47397
Matrix Type: AQUEOUS

Methods: SW846 6010D
Units: ug/l

Prep Date: 04/06/26

Metal	BSP Result	Spikelot ICPALL6	% Rec	QC Limits
-------	---------------	---------------------	-------	--------------

(anr) Analyte not requested



8.1.3

8

SERIAL DILUTION RESULTS SUMMARY

Login Number: DA81076
 Account: CHEVCONF - Chevron/Confluence
 Project: Frank 6LL

QC Batch ID: MP47397
 Matrix Type: AQUEOUS

Methods: SW846 6010D
 Units: ug/l

Prep Date: 04/06/26

Metal	DA81084-1B Original SDL 1:5	%DIF	QC Limits
-------	--------------------------------	------	--------------

Aluminum			
Antimony			
Arsenic			
Barium			
Beryllium			
Boron	78.7	79.2	0.6 0-10
Cadmium			
Calcium			
Chromium			
Cobalt			
Copper			
Iron			
Lead			
Lithium			
Magnesium			
Manganese			
Molybdenum			
Nickel			
Phosphorus			
Potassium			
Selenium			
Silicon			
Silver			
Sodium			
Strontium			
Thallium			
Tin			
Titanium			
Uranium			
Vanadium			
Zinc			

Associated samples MP47397: DA81076-1B, DA81076-2B

Results < IDL are shown as zero for calculation purposes
 (*) Outside of QC limits

8.1.4
8

SERIAL DILUTION RESULTS SUMMARY

Login Number: DA81076
Account: CHEVCONF - Chevron/Confluence
Project: Frank 6LL


QC Batch ID: MP47397
Matrix Type: AQUEOUS

Methods: SW846 6010D
Units: ug/l

Prep Date: 04/06/26

Metal	DA81084-1B	QC
	Original SDL 1:5 %DIF	Limits

(anr) Analyte not requested



8.1.4
8

BLANK RESULTS SUMMARY
Part 2 - Method Blanks

Login Number: DA81076
Account: CHEVCONF - Chevron/Confluence
Project: Frank 6LL

QC Batch ID: MP47412
Matrix Type: AQUEOUS

Methods: SW846 6010D
Units: ug/l

Prep Date: 04/06/26

Metal	RL	IDL	MDL	MB raw	final
Aluminum	1500	71	230		
Antimony	450	50	100		
Arsenic	380	68	69		
Barium	150	3	20		
Beryllium	150	2.3	20		
Boron	750	160	95		
Cadmium	150	5.3	20		
Calcium	6000	100	750	180	<6000
Chromium	150	9.4	20		
Cobalt	75	11	9.5		
Copper	150	6.9	20		
Iron	1100	41	180		
Lead	750	64	95		
Lithium	75	7.5	20		
Magnesium	3000	330	380	73.5	<3000
Manganese	75	7.3	9.5		
Molybdenum	150	29	42		
Nickel	450	23	57		
Phosphorus	1500	1400	240		
Potassium	15000	380	1900		
Selenium	750	200	320		
Silicon	3000	66	2300		
Silver	450	14	57		
Sodium	6000	67	750	78.0	<6000
Strontium	75	2.1	9.5		
Thallium	150	140	65		
Tin	900	44	770		
Titanium	150	7	20		
Uranium	750	95	130		
Vanadium	150	3.9	20		
Zinc	450	12	57		

Associated samples MP47412: DA81076-1A, DA81076-2A

Results < IDL are shown as zero for calculation purposes
(*) Outside of QC limits

BLANK RESULTS SUMMARY
Part 2 - Method Blanks

Login Number: DA81076
Account: CHEVCONF - Chevron/Confluence
Project: Frank 6LL


QC Batch ID: MP47412
Matrix Type: AQUEOUS

Methods: SW846 6010D
Units: ug/l

Prep Date: 04/06/26

Metal	RL	IDL	MDL	MB raw	final
-------	----	-----	-----	-----------	-------

(anr) Analyte not requested



MATRIX SPIKE AND DUPLICATE RESULTS SUMMARY

Login Number: DA81076
 Account: CHEVCONF - Chevron/Confluence
 Project: Frank 6LL

QC Batch ID: MP47412
 Matrix Type: AQUEOUS

Methods: SW846 6010D
 Units: ug/l

Prep Date: 04/06/26

Metal	DA81071-8A Original MS	SpikeLot ICPAL6	% Rec	QC Limits	
Aluminum					
Antimony					
Arsenic					
Barium					
Beryllium					
Boron					
Cadmium					
Calcium	85900	440000	375000	94.4	75-125
Chromium					
Cobalt					
Copper					
Iron					
Lead					
Lithium					
Magnesium	91600	450000	375000	95.6	75-125
Manganese					
Molybdenum					
Nickel					
Phosphorus					
Potassium					
Selenium					
Silicon					
Silver					
Sodium	139000	498000	375000	95.7	75-125
Strontium					
Thallium					
Tin					
Titanium					
Uranium					
Vanadium					
Zinc					

Associated samples MP47412: DA81076-1A, DA81076-2A

Results < IDL are shown as zero for calculation purposes
 (*) Outside of QC limits

8.2.2
8

MATRIX SPIKE AND DUPLICATE RESULTS SUMMARY

Login Number: DA81076
Account: CHEVCONF - Chevron/Confluence
Project: Frank 6LL


QC Batch ID: MP47412
Matrix Type: AQUEOUS

Methods: SW846 6010D
Units: ug/l

Prep Date: 04/06/26

Metal	DA81071-8A Original MS	SpikeLot ICPAL6	% Rec	QC Limits
-------	---------------------------	--------------------	-------	--------------

(N) Matrix Spike Rec. outside of QC limits
(anr) Analyte not requested



8.2.2
8

MATRIX SPIKE AND DUPLICATE RESULTS SUMMARY

Login Number: DA81076
 Account: CHEVCONF - Chevron/Confluence
 Project: Frank 6LL

QC Batch ID: MP47412
 Matrix Type: AQUEOUS

Methods: SW846 6010D
 Units: ug/l

Prep Date: 04/06/26

Metal	DA81071-8A Original MSD	SpikeLot ICPAL6	% Rec	MSD RPD	QC Limit	
Aluminum						
Antimony						
Arsenic						
Barium						
Beryllium						
Boron						
Cadmium						
Calcium	85900	464000	375000	100.8	5.3	20
Chromium						
Cobalt						
Copper						
Iron						
Lead						
Lithium						
Magnesium	91600	475000	375000	102.2	5.4	20
Manganese						
Molybdenum						
Nickel						
Phosphorus						
Potassium						
Selenium						
Silicon						
Silver						
Sodium	139000	526000	375000	103.2	5.5	20
Strontium						
Thallium						
Tin						
Titanium						
Uranium						
Vanadium						
Zinc						

Associated samples MP47412: DA81076-1A, DA81076-2A

Results < IDL are shown as zero for calculation purposes
 (*) Outside of QC limits

8.2.2
8

MATRIX SPIKE AND DUPLICATE RESULTS SUMMARY

Login Number: DA81076
Account: CHEVCONF - Chevron/Confluence
Project: Frank 6LL


QC Batch ID: MP47412
Matrix Type: AQUEOUS

Methods: SW846 6010D
Units: ug/l

Prep Date: 04/06/26

Metal	DA81071-8A Original MSD	SpikeLot ICPAL6 % Rec	MSD RPD	QC Limit
-------	----------------------------	--------------------------	------------	-------------

(N) Matrix Spike Rec. outside of QC limits
(anr) Analyte not requested



8.2.2
8

SPIKE BLANK AND LAB CONTROL SAMPLE SUMMARY

Login Number: DA81076
 Account: CHEVCONF - Chevron/Confluence
 Project: Frank 6LL

QC Batch ID: MP47412
 Matrix Type: AQUEOUS

Methods: SW846 6010D
 Units: ug/l

Prep Date: 04/06/26

Metal	BSP Result	Spikelot ICPALL6	% Rec	QC Limits
Aluminum				
Antimony				
Arsenic				
Barium				
Beryllium				
Boron				
Cadmium				
Calcium	360000	375000	96.0	80-120
Chromium				
Cobalt				
Copper				
Iron				
Lead				
Lithium				
Magnesium	366000	375000	97.6	80-120
Manganese				
Molybdenum				
Nickel				
Phosphorus				
Potassium				
Selenium				
Silicon				
Silver				
Sodium	371000	375000	98.9	80-120
Strontium				
Thallium				
Tin				
Titanium				
Uranium				
Vanadium				
Zinc				

Associated samples MP47412: DA81076-1A, DA81076-2A

Results < IDL are shown as zero for calculation purposes
 (*) Outside of QC limits

8.2.3
8

SPIKE BLANK AND LAB CONTROL SAMPLE SUMMARY

Login Number: DA81076
Account: CHEVCONF - Chevron/Confluence
Project: Frank 6LL


QC Batch ID: MP47412
Matrix Type: AQUEOUS

Methods: SW846 6010D
Units: ug/l

Prep Date: 04/06/26

Metal	BSP Result	Spikelot ICPALL6	% Rec	QC Limits
-------	---------------	---------------------	-------	--------------

(anr) Analyte not requested



8.2.3

8

SERIAL DILUTION RESULTS SUMMARY

Login Number: DA81076
 Account: CHEVCONF - Chevron/Confluence
 Project: Frank 6LL

QC Batch ID: MP47412
 Matrix Type: AQUEOUS

Methods: SW846 6010D
 Units: ug/l

Prep Date: 04/06/26

Metal	DA81071-8A Original SDL 1:5		%DIF	QC Limits
Aluminum				
Antimony				
Arsenic				
Barium				
Beryllium				
Boron				
Cadmium				
Calcium	5730	5710	0.2	0-10
Chromium				
Cobalt				
Copper				
Iron				
Lead				
Lithium				
Magnesium	6110	6030	1.3	0-10
Manganese				
Molybdenum				
Nickel				
Phosphorus				
Potassium				
Selenium				
Silicon				
Silver				
Sodium	9260	9120	1.5	0-10
Strontium				
Thallium				
Tin				
Titanium				
Uranium				
Vanadium				
Zinc				

Associated samples MP47412: DA81076-1A, DA81076-2A

Results < IDL are shown as zero for calculation purposes
 (*) Outside of QC limits

8.2.4
8

SERIAL DILUTION RESULTS SUMMARY

Login Number: DA81076
Account: CHEVCONF - Chevron/Confluence
Project: Frank 6LL


QC Batch ID: MP47412
Matrix Type: AQUEOUS

Methods: SW846 6010D
Units: ug/l

Prep Date: 04/06/26

Metal	DA81071-8A Original SDL 1:5	%DIF	QC Limits
-------	--------------------------------	------	--------------

(anr) Analyte not requested



8.2.4
8

BLANK RESULTS SUMMARY
Part 2 - Method Blanks

Login Number: DA81076
Account: CHEVCONF - Chevron/Confluence
Project: Frank 6LL

QC Batch ID: MP47415
Matrix Type: SOLID

Methods: SW846 6020B
Units: mg/kg

Prep Date: 04/06/26

Metal	RL	IDL	MDL	MB raw	final
Aluminum	50	.52	5		
Antimony	0.40	.01	.05		
Arsenic	0.20	.05	.05	0.0084	<0.20
Barium	2.0	.096	.24	1.1	* (a)
Beryllium	0.20	.077	.04		
Boron	40	18	10		
Cadmium	0.10	.03	.04	-0.0090	<0.10
Calcium	400	25	30		
Chromium	2.0	.087	.6		
Cobalt	0.20	.04	.025		
Copper	2.0	.05	.25	0.014	<2.0
Iron	20	1.6	15		
Lead	0.50	.094	.2	-0.0035	<0.50
Magnesium	100	10	10		
Manganese	1.0	.079	.2		
Molybdenum	1.0	.037	.27		
Nickel	2.0	.098	.2	0.020	<2.0
Phosphorus	60	7.6	25		
Potassium	200	2	25		
Selenium	0.20	.05	.05	0.014	<0.20
Silver	0.10	.0081	.03	-0.000090	<0.10
Sodium	500	10	30		
Strontium	20	.1	1		
Thallium	0.20	.032	.04		
Tin	10	.22	4		
Titanium	2.0	.05	.3		
Uranium	0.20	.015	.1		
Vanadium	1.0	.14	.2		
Zinc	10	.05	1	-0.75	<10

Associated samples MP47415: DA81076-1C, DA81076-2C

Results < IDL are shown as zero for calculation purposes

(*) Outside of QC limits

(anr) Analyte not requested

(a) Element detected in the MB greater than 1/2 the reporting limit. Reported samples are ND or 10x the result of the MB.

MATRIX SPIKE AND DUPLICATE RESULTS SUMMARY

Login Number: DA81076
 Account: CHEVCONF - Chevron/Confluence
 Project: Frank 6LL

QC Batch ID: MP47415
 Matrix Type: SOLID

Methods: SW846 6020B
 Units: mg/kg

Prep Date: 04/06/26

Metal	DA81084-1C Original MS		Spike/lot ICPMS6	% Rec	QC Limits
Aluminum					
Antimony					
Arsenic	5.4	119	119	95.5	75-125
Barium	6500	5390	238	-466.5(a)	75-125
Beryllium					
Boron					
Cadmium	0.59	60.4	59.5	100.5	75-125
Calcium					
Chromium					
Cobalt					
Copper	13.2	69.7	59.5	95.0	75-125
Iron					
Lead	7.0	124	119	98.3	75-125
Magnesium					
Manganese					
Molybdenum					
Nickel	14.4	71.7	59.5	96.3	75-125
Phosphorus					
Potassium					
Selenium	1.5	115	119	95.4	75-125
Silver	0.071	23.8	23.8	99.7	75-125
Sodium					
Strontium					
Thallium					
Tin					
Titanium					
Uranium					
Vanadium					
Zinc	49.4	101	59.5	86.7	75-125

Associated samples MP47415: DA81076-1C, DA81076-2C

Results < IDL are shown as zero for calculation purposes

(*) Outside of QC limits

(N) Matrix Spike Rec. outside of QC limits

(anr) Analyte not requested

(a) Spike amount low relative to the sample amount. Refer to lab control or spike blank for recovery information.

MATRIX SPIKE AND DUPLICATE RESULTS SUMMARY

Login Number: DA81076
 Account: CHEVCONF - Chevron/Confluence
 Project: Frank 6LL

QC Batch ID: MP47415
 Matrix Type: SOLID

Methods: SW846 6020B
 Units: mg/kg

Prep Date: 04/06/26

Metal	DA81084-1C Original MSD		Spike/lot ICPMS6 % Rec		MSD RPD	QC Limit
Aluminum						
Antimony						
Arsenic	5.4	111	109	96.5	7.0	20
Barium	6500	5230	219	-580.3(a)	3.0	20
Beryllium						
Boron						
Cadmium	0.59	56.7	54.7	102.6	6.3	20
Calcium						
Chromium						
Cobalt						
Copper	13.2	63.3	54.7	91.6	9.6	20
Iron						
Lead	7.0	116	109	99.6	6.7	20
Magnesium						
Manganese						
Molybdenum						
Nickel	14.4	62.8	54.7	88.5	13.2	20
Phosphorus						
Potassium						
Selenium	1.5	108	109	97.3	6.3	20
Silver	0.071	22.7	21.9	103.4	4.7	20
Sodium						
Strontium						
Thallium						
Tin						
Titanium						
Uranium						
Vanadium						
Zinc	49.4	163	54.7	207.6N(b)	47.0 (c)	20

Associated samples MP47415: DA81076-1C, DA81076-2C

Results < IDL are shown as zero for calculation purposes

(*) Outside of QC limits

(N) Matrix Spike Rec. outside of QC limits

(anr) Analyte not requested

(a) Spike amount low relative to the sample amount. Refer to lab control or spike blank for recovery information.

8.3.2
8

MATRIX SPIKE AND DUPLICATE RESULTS SUMMARY

Login Number: DA81076
Account: CHEVCONF - Chevron/Confluence
Project: Frank 6LL

QC Batch ID: MP47415
Matrix Type: SOLID

Methods: SW846 6020B
Units: mg/kg

Prep Date: 04/06/26

Metal	DA81084-1C Original MSD	SpikeLot ICPMS6	% Rec	MSD RPD	QC Limit
-------	----------------------------	--------------------	-------	------------	-------------

- (b) Spike recovery indicates possible matrix interference and/or sample nonhomogeneity.
- (c) High RPD due to possible sample nonhomogeneity.

8.3.2

8

SPIKE BLANK AND LAB CONTROL SAMPLE SUMMARY

Login Number: DA81076
 Account: CHEVCONF - Chevron/Confluence
 Project: Frank 6LL

QC Batch ID: MP47415
 Matrix Type: SOLID

Methods: SW846 6020B
 Units: mg/kg

Prep Date: 04/06/26

Metal	BSP Result	Spikelot ICPMS6	% Rec	QC Limits
Aluminum				
Antimony				
Arsenic	100	100	100.0	80-120
Barium	193	200	96.5	80-120
Beryllium				
Boron				
Cadmium	51.5	50	103.0	80-120
Calcium				
Chromium				
Cobalt				
Copper	50.8	50	101.6	80-120
Iron				
Lead	102	100	102.0	80-120
Magnesium				
Manganese				
Molybdenum				
Nickel	50.6	50	101.2	80-120
Phosphorus				
Potassium				
Selenium	100	100	100.0	80-120
Silver	20.5	20	102.5	80-120
Sodium				
Strontium				
Thallium				
Tin				
Titanium				
Uranium				
Vanadium				
Zinc	49.3	50	98.6	80-120

Associated samples MP47415: DA81076-1C, DA81076-2C

Results < IDL are shown as zero for calculation purposes
 (*) Outside of QC limits
 (anr) Analyte not requested

8.3.3
8

SERIAL DILUTION RESULTS SUMMARY

Login Number: DA81076
 Account: CHEVCONF - Chevron/Confluence
 Project: Frank 6LL

QC Batch ID: MP47415
 Matrix Type: SOLID

Methods: SW846 6020B
 Units: ug/l

Prep Date: 04/06/26

Metal	DA81084-1C Original SDL 10:50%DIF		QC Limits
Aluminum			
Antimony			
Arsenic	48.1	51.6	7.4 0-20
Barium	57800	60700	5.0 0-20
Beryllium			
Boron			
Cadmium	5.20	4.97	4.5 0-20
Calcium			
Chromium			
Cobalt			
Copper	117	123	5.2 0-20
Iron			
Lead	62.4	61.9	0.8 0-20
Magnesium			
Manganese			
Molybdenum			
Nickel	128	134	4.5 0-20
Phosphorus			
Potassium			
Selenium	13.0	13.7	4.9 0-20
Silver	0.635	0.637	0.3 0-20
Sodium			
Strontium			
Thallium			
Tin			
Titanium			
Uranium			
Vanadium			
Zinc	439	433	1.3 0-20

Associated samples MP47415: DA81076-1C, DA81076-2C

Results < IDL are shown as zero for calculation purposes
 (*) Outside of QC limits
 (anr) Analyte not requested

8.3.4
8

General Chemistry

QC Data Summaries

Includes the following where applicable:

- Method Blank and Blank Spike Summaries
- Duplicate Summaries
- Matrix Spike Summaries

METHOD BLANK AND SPIKE RESULTS SUMMARY
GENERAL CHEMISTRY

Login Number: DA81076
Account: CHEVCONF - Chevron/Confluence
Project: Frank 6LL

Analyte	Batch ID	RL	MB Result	Units	Spike Amount	BSP Result	BSP %Recov	QC Limits
Specific Conductivity	GP41289/GN74251			mmhos/cm	1.409	1.4	99.8	90-110%

Associated Samples:
Batch GP41289: DA81076-1C, DA81076-2C
(*) Outside of QC limits

DUPLICATE RESULTS SUMMARY
GENERAL CHEMISTRY

Login Number: DA81076
Account: CHEVCONF - Chevron/Confluence
Project: Frank 6LL

Analyte	Batch ID	QC Sample	Units	Original Result	DUP Result	RPD	QC Limits
Specific Conductivity	GP41289/GN74251	DA81071-8	mmhos/cm	1.6	1.6	0.6	0-20%
pH	GN74231	DA81071-8	su	7.86	7.90(a)	0.4(a)	0-5%

Associated Samples:

Batch GN74231: DA81076-1C, DA81076-2C

Batch GP41289: DA81076-1C, DA81076-2C

(*) Outside of QC limits

(a) Saturated paste was generated on 04/06/26.

Misc. Forms

Custody Documents and Other Forms

(SGS Dayton, NJ)

Includes the following where applicable:

- Chain of Custody

SGS Sample Receipt Summary

Job Number: DA81076

Client: SGS WHEAT RIDGE CO

Project: FRONK 6LL

Date / Time Received: 4/7/2026 10:15:00 AM

Delivery Method: sgs

Airbill #'s: _____

Cooler Temps (Raw Measured) °C: Cooler 1: (2.1);

Cooler Temps (Corrected) °C: Cooler 1: (1.1);

Cooler Security

Y or N

Y or N

- | | | | | | |
|---------------------------|-------------------------------------|--------------------------|-----------------------|-------------------------------------|--------------------------|
| 1. Custody Seals Present: | <input checked="" type="checkbox"/> | <input type="checkbox"/> | 3. COC Present: | <input checked="" type="checkbox"/> | <input type="checkbox"/> |
| 2. Custody Seals Intact: | <input checked="" type="checkbox"/> | <input type="checkbox"/> | 4. Smpl Dates/Time OK | <input checked="" type="checkbox"/> | <input type="checkbox"/> |

Cooler Temperature

Y or N

- | | | |
|------------------------------|-------------------------------------|--------------------------|
| 1. Temp criteria achieved: | <input checked="" type="checkbox"/> | <input type="checkbox"/> |
| 2. Cooler temp verification: | <u>IR-50</u> | |
| 3. Cooler media: | <u>Ice (Bag)</u> | |
| 4. No. Coolers: | <u>1</u> | |

Quality Control Preservation

Y or N

N/A

- | | | | |
|---------------------------------|-------------------------------------|-------------------------------------|-------------------------------------|
| 1. Trip Blank present / cooler: | <input type="checkbox"/> | <input checked="" type="checkbox"/> | <input type="checkbox"/> |
| 2. Trip Blank listed on COC: | <input type="checkbox"/> | <input checked="" type="checkbox"/> | <input type="checkbox"/> |
| 3. Samples preserved properly: | <input checked="" type="checkbox"/> | <input type="checkbox"/> | |
| 4. VOCs headspace free: | <input type="checkbox"/> | <input type="checkbox"/> | <input checked="" type="checkbox"/> |

Sample Integrity - Documentation

Y or N

- | | | |
|--|-------------------------------------|--------------------------|
| 1. Sample labels present on bottles: | <input checked="" type="checkbox"/> | <input type="checkbox"/> |
| 2. Container labeling complete: | <input checked="" type="checkbox"/> | <input type="checkbox"/> |
| 3. Sample container label / COC agree: | <input checked="" type="checkbox"/> | <input type="checkbox"/> |

Sample Integrity - Condition

Y or N

- | | | |
|----------------------------------|-------------------------------------|--------------------------|
| 1. Sample recvd within HT: | <input checked="" type="checkbox"/> | <input type="checkbox"/> |
| 2. All containers accounted for: | <input checked="" type="checkbox"/> | <input type="checkbox"/> |
| 3. Condition of sample: | <u>Intact</u> | |

Sample Integrity - Instructions

Y or N

N/A

- | | | | |
|---|-------------------------------------|-------------------------------------|-------------------------------------|
| 1. Analysis requested is clear: | <input checked="" type="checkbox"/> | <input type="checkbox"/> | |
| 2. Bottles received for unspecified tests | <input type="checkbox"/> | <input checked="" type="checkbox"/> | |
| 3. Sufficient volume recvd for analysis: | <input checked="" type="checkbox"/> | <input type="checkbox"/> | |
| 4. Compositing instructions clear: | <input type="checkbox"/> | <input type="checkbox"/> | <input checked="" type="checkbox"/> |
| 5. Filtering instructions clear: | <input type="checkbox"/> | <input type="checkbox"/> | <input checked="" type="checkbox"/> |

Test Strip Lot #s: pH 1-12: 231619 pH 12+: 203117A Other: (Specify) _____

Comments

SM089-03
Rev. Date 12/7/17

DA81076: Chain of Custody

Page 2 of 3

10.1 10

General Chemistry

QC Data Summaries

(SGS Dayton, NJ)

Includes the following where applicable:

- Method Blank and Blank Spike Summaries
- Duplicate Summaries
- Matrix Spike Summaries



METHOD BLANK AND SPIKE RESULTS SUMMARY
GENERAL CHEMISTRY

Login Number: DA81076
Account: ALMS - SGS Wheat Ridge, CO
Project: CHEVCONF: Frank 6LL

Analyte	Batch ID	RL	MB Result	Units	Spike Amount	BSP Result	BSP %Recov	QC Limits
Chromium, Hexavalent	GP69274/GN81824	0.40	0.0	mg/kg	40	41.8	104.5	80-120%
Chromium, Hexavalent	GP69274/GN81824			mg/kg	837	834	99.7	80-120%

Associated Samples:
Batch GP69274: DA81076-1C, DA81076-2C
(*) Outside of QC limits

11.1
11

DUPLICATE RESULTS SUMMARY
GENERAL CHEMISTRY

Login Number: DA81076
Account: ALMS - SGS Wheat Ridge, CO
Project: CHEVCONF: Frank 6LL

Analyte	Batch ID	QC Sample	Units	Original Result	DUP Result	RPD	QC Limits
Chromium, Hexavalent	GP69274/GN81824	DA81052-8	mg/kg	0.0	0.0	0.0	0-20%

Associated Samples:
Batch GP69274: DA81076-1C, DA81076-2C
(*) Outside of QC limits

MATRIX SPIKE RESULTS SUMMARY
GENERAL CHEMISTRY

Login Number: DA81076
Account: ALMS - SGS Wheat Ridge, CO
Project: CHEVCONF: Frank 6LL

Analyte	Batch ID	QC Sample	Units	Original Result	Spike Amount	MS Result	%Rec	QC Limits
Chromium, Hexavalent	GP69274/GN81824	DA81052-8	mg/kg	0.0	43.4	38.2	88.1(a)	75-125%
Chromium, Hexavalent	GP69274/GN81824	DA81052-8	mg/kg	0.0	964	878	91.1(b)	75-125%

Associated Samples:

Batch GP69274: DA81076-1C, DA81076-2C

(*) Outside of QC limits

(N) Matrix Spike Rec. outside of QC limits

(a) Good recovery on soluble XCR matrix spike. Good recovery (113%) on the post-spike.

(b) Good recovery on insoluble XCR matrix spike. See additional comments on soluble matrix spike recovery.