



Division of Environmental Testing

2115 N Scranton St Suite 3040A

Aurora, CO 80045

800-440-5184

February 26, 2026

143 Diamond Ave
Parachute, CO 81635
970-285-2925

Project Manager : Brett Middleton

Project Name : RF SOURCE

Project Number : N/A

Attached are the analytical results for RF SOURCE N/A received by Elevation Diagnostics, Division of Environmental Testing on January 22, 2026. This is associated with Elevation's number AA41322 .

The results were analyzed under the guidelines of various methods. These methods are identified in the report as follows: "SW" is referring to the EPA's SW-846 Compendium; "EPA" is referring to 40 CFR part 136; "HACH" is referring to a method which was validated by HACH®; "SM" is referring to a revision of the Standard Methods For the Examination of Water and Wastewater; and "ASTM" is referring to the standard test method set forth by ASTM International.

The analytical results in this report apply specifically to the samples listed in the attached Chain of Custody. This report may only be duplicated in full.

Any deviations to sample integrity, method specifications, or Elevation Diagnostics's standard operating procedures are documented in the report below.

Please contact us for any questions or comments concerning the content of this report.

Thank you,

Elevation Diagnostics, Division of Environmental Testing



Chain of Custody Form


Elevation Diagnostics

2115 North Scranton Street Suite 3040A Aurora, CO 80045
800.440.5184

Client: QB Energy
 Address: 143 Diamond Ave.
 City/State/ZIP: Parachute, Colorado 81635
 Phone: 970-987-4650
 Project Contact: Brett Middleton

Project Name/Number: RF SOURCE
 Project Location: Parachute, Colorado
 Collector Name: Nora Oviatt

Sample ID	Sample Description	Date Sampled	Time Sampled	# of containers	Preservative				Matrix			Analysis Requested				Interim report requested		
					HCl	HNO ₃	None	Other	Water	Soil	Other	ECMC 909J	VOCs					<input type="checkbox"/> Yes
1	2026D120-RFSOURCE (RD11-15066)	1/20/2026	1140	10				X	X			X						Notes Please email reports to nora.oviatt@kljeng.com and will.harmon@kljeng.com as well as QB  
2	Trip Blank			2	X				X				X					
3																		
4																		
5																		
6																		
7																		
8																		
9																		
10																		

Relinquished By: <u>Nora Oviatt nora.oviatt</u> Date/Time: <u>1/21/2025 1030</u>	Relinquished By: _____ Date/Time: _____	Relinquished By: _____ Date/Time: _____	Scan to Deliver Samples  EFOR-008.005
Lab Use Only Observed Temperature Upon Receipt: <u>4.1°C</u> Corrected Temperature Upon Receipt: <u>3.8°C</u> Thermometer #: <u>EDX EQ 351</u> Correction Factor: <u>-0.30°C</u>	Samples Intact: <input checked="" type="radio"/> Yes <input type="radio"/> No pH Checked: <input checked="" type="radio"/> Yes <input type="radio"/> No pH Adjusted: <input checked="" type="radio"/> Yes <input type="radio"/> No PFAS rec'd on ice: <input checked="" type="radio"/> Yes <input type="radio"/> No NA Name/Lot Number of Adjustment: <u>NA</u>	2026-01-22-006 Lot/EQM Number: <u>212125</u>	



Division of Environmental Testing

2115 N Scranton St Suite 3040A
 Aurora, CO 80045
 800-440-5184

Report Date : 2/26/2026

Report Time : 20:32

FINAL RESULTS REPORT

Project Manager: Brett Middleton

Project Name: RF SOURCE

Project Number: N/A

Sample ID	Customer ID	Collected	Dilution	Result	Units	RL	Method Ref.	
Analyte Name		Result Date/Time					Recovery	
AA41322-1	20260120-RFSOURCE-(RD11-15066)	Collected : 01/20/2026	11:40					
Anions - Bromide		01/23/2026	10:23	58.66	mg/L	0.05	EPA 300.0	
Anions - Chloride		01/23/2026	10:23	1,001.00	mg/L	0.05	EPA 300.0	
Anions - Fluoride		01/23/2026	10:23	<2.50 - RL1	mg/L	2.50	EPA 300.0	
Anions - Nitrate		01/23/2026	10:23	Not Detected - RL1	mg/L	2.50	EPA 300.0	
Anions - Nitrite		01/23/2026	10:23	Not Detected - RL1	mg/L	2.50	EPA 300.0	
Anions - Sulfate		01/23/2026	10:23	12.20	mg/L	0.05	EPA 300.0	
Bicarbonate Alkalinity		01/26/2026	15:40	1093.48	mg/L		SM 2320B	
Carbonate Alkalinity		01/26/2026	16:06	0.00	mg/L		SM 2320B	
Conductivity		01/23/2026	16:00	21100.00	µS/cm	20	EPA 9050A & 120.1	
Nitrate as Nitrogen		01/26/2026	13:20	50.00	Not Detected - RL1	mg/L	0.57	
Nitrite as Nitrogen		01/26/2026	13:20	50.00	Not Detected - RL1	mg/L	0.76	
pH, Water Temperature		01/23/2026	16:04	19.50	°C			
pH, Water		01/23/2026	16:04	6.86 - H1	SU	0.01	EPA9040C, EPA150.1	
Sum of Nitrate and Nitrite as Nitrogen		01/26/2026	13:20	50.00	Not Detected - RL1		0.76	
Total Alkalinity		01/26/2026	14:54	1093.48	mg/L		SM 2320B	
Total Dissolved Solids		01/25/2026	14:08	12750	mg/L	10.00	SM2540C, EPA160.1	
Total Suspended Solids		01/25/2026	14:21	31	mg/L	4.00	SM2540D, EPA160.2	
AA41322-2	20260120-RFSOURCE-(RD11-15066)	Collected : 01/20/2026	11:40					
Total Metals, Aqueous - Barium		01/26/2026	09:29	100.00	36484.17	µg/L	0.283	EPA6020B
Total Metals, Aqueous - Boron		01/26/2026	09:29	100.00	6949.53	µg/L	10.000	EPA6020B
Total Metals, Aqueous - Calcium		01/26/2026	09:29	1,000.00	381397.02	µg/L	20.000	EPA6020B
Total Metals, Aqueous - Iron		01/26/2026	09:29	100.00	13934.11	µg/L	10.000	EPA6020B
Total Metals, Aqueous - Magnesium		01/26/2026	09:29	100.00	10138.20	µg/L	20.000	EPA6020B
Total Metals, Aqueous - Manganese		01/26/2026	09:29	10.00	255.46	µg/L	0.500	EPA6020B
Total Metals, Aqueous - Phosphorus		01/26/2026	09:29	10.00	140.15	µg/L	10.000	EPA6020B
Total Metals, Aqueous - Potassium		01/26/2026	09:29	1,000.00	77929.49	µg/L	25.000	EPA6020B
Total Metals, Aqueous - Selenium		01/26/2026	09:29	10.00	Not Detected - RL1	µg/L	9.85	EPA6020B
Total Metals, Aqueous - Sodium		01/26/2026	09:29	100,000.00	5881201.37	µg/L	20.000	EPA6020B
Total Metals, Aqueous - Strontium		01/26/2026	09:29	100.00	23506.79	µg/L	0.250	EPA6020B
AA41322-3	20260120-RFSOURCE-(RD11-15066)	Collected : 01/20/2026	11:40					
DRO/ORO, Aqueous - DRO		01/29/2026	08:07	5.00	187.01 - MS	mg/L	0.613	EPA 8015D, TCEQ
DRO/ORO, Aqueous - ORO		01/29/2026	08:07		<12.26	mg/L	12.264	EPA 8015D, TCEQ
Volatile Organic Compounds - Benzene		01/28/2026	00:00	100.00	1660.81	µg/L	1.00	EPA 8260d
Volatile Organic Compounds - Ethylbenzene		01/28/2026	00:00	100.00	127.02	µg/L	1.00	EPA 8260d
Volatile Organic Compounds - Gasoline Range Organics		01/28/2026	00:00	100.00	77239.84	µg/L	225.80	EPA 8260d
Volatile Organic Compounds - m&p-Xylene		01/28/2026	00:00	100.00	1937.87	µg/L	1.81	EPA 8260d
Volatile Organic Compounds - Naphthalene		01/28/2026	00:00	100.00	Not Detected - RL1	µg/L	50	EPA 8260d
Volatile Organic Compounds - o-Xylene		01/28/2026	00:00	100.00	259.16	µg/L	0.99	EPA 8260d
Volatile Organic Compounds - Toluene		01/28/2026	00:00	100.00	3593.24	µg/L	1.00	EPA 8260d
Volatile Organic Compounds - Xylenes, total		01/28/2026	00:00	100.00	2197.03	µg/L	2.80	EPA 8260d
AA41322-4	20260120-RFSOURCE-(RD11-15066)	Collected : 01/20/2026	11:40					
Radium-226		02/19/2026	06:43		2.48 - I	pCi/L	1.00	EPA 903.1
Radium-228		02/19/2026	06:43		3.26 - I	pCi/L	3.00	EPA 904.0



Division of Environmental Testing

2115 N Scranton St Suite 3040A

Aurora, CO 80045

800-440-5184

Report Date : 2/26/2026

Report Time : 20:32

FINAL RESULTS REPORT

Project Manager: Brett Middleton

Project Name: RF SOURCE

Project Number: N/A

Sample ID	Customer ID	Collected		Dilution	Result	Units	RL	Method Ref.
Analyte Name		Result Date/Time						Recovery
IS - 1,2-Dichloroethane-d4		01/29/2026	00:00	100.00	9.85	µg/L		98.500
IS - 4-bromofluorobenzene		01/29/2026	00:00	100.00	9.15	µg/L		91.500
IS - Dibromofluoromethane		01/29/2026	00:00	100.00	9.30	µg/L		93.00
IS - Toluene-d8		01/29/2026	00:00	100.00	9.77	µg/L		97.700
AA41323-1	Trip Blank	Collected : 01/20/2026 11:40						
Volatile Organic Compounds - Benzene		01/28/2026	00:00		<1.00	µg/L	1.00	EPA 8260d
Volatile Organic Compounds - Ethylbenzene		01/28/2026	00:00		<1.00	µg/L	1.00	EPA 8260d
Volatile Organic Compounds - Gasoline Range Organics		01/28/2026	00:00		<225.80	µg/L	225.80	EPA 8260d
Volatile Organic Compounds - m&p-Xylene		01/28/2026	00:00		<1.81	µg/L	1.81	EPA 8260d
Volatile Organic Compounds - Naphthalene		01/28/2026	00:00		Not Detected	µg/L	0.50	EPA 8260d
Volatile Organic Compounds - o-Xylene		01/28/2026	00:00		<0.99	µg/L	0.99	EPA 8260d
Volatile Organic Compounds - Toluene		01/28/2026	00:00		<1.00	µg/L	1.00	EPA 8260d
Volatile Organic Compounds - Xylenes, total		01/28/2026	00:00		<2.80	µg/L	2.80	EPA 8260d
IS - 1,2-Dichloroethane-d4		01/29/2026	00:00		9.24	µg/L		92.400
IS - 4-bromofluorobenzene		01/29/2026	00:00		8.08	µg/L		80.800
IS - Dibromofluoromethane		01/29/2026	00:00		8.96	µg/L		89.600
IS - Toluene-d8		01/29/2026	00:00		8.79	µg/L		87.900



Division of Environmental Testing

2115 N Scranton St Suite 3040A

Aurora, CO 80045

800-440-5184

Report Date : 2/26/2026

Report Time : 20:32

FINAL RESULTS REPORT

Project Manager: Brett Middleton

Project Name: RF SOURCE

Project Number: N/A

QC Report

QC	Analyte	Result	Reporting Limit	Units	Spike Level	Source Result	%Rec	% REC Limits	RPD	RPD Limit
ALKALINITY-14945										
DUP	AA41315	944.70		mg CaCO3/L					<%MDL%	- 20
LCS	AA41598	33.47		mg CaCO3/L	40.00		83.7	80 - 120		
LCS	AA41599	914.95		mg CaCO3/L	1000.00		91.5	80 - 120		
CONDUCTANCE_EPA-14874										
DUP	AA41304	4170.00	20	µS/cm					0.23952	-5 - 5
LCS	AA41414	9480.00	20	µS/cm	10001.00		94.8	80 - 115		
LCS	AA41415	9470.00	20	µS/cm	10001.00		94.7	80 - 115		
PH_W-14876										
DUP	AA41304	6.88	0.01	S.U.					0.72939	-5 - 5
LCS	AA41420	6.88	0.01	S.U.	6.86		100	95 - 105		
LCS	AA41421	6.88	0.01	S.U.	6.86		100	95 - 105		
TDS-14870										
MB	AA41397	Not Detected	10.00	mg/L						
LCS	AA41398	492	10	mg/L	500		98.4	85 - 115		
DUP	AA41399	492		mg/L					0.608	- 20
LCS	AA41399	495	10	mg/L	500		99.0	85 - 115		
TSS-14869										
MB	AA41394	<4.00	4	mg/L						
LCS	AA41395	446		mg/L	500		89.2	85 - 115		
DUP	AA41396	446		mg/L					2.4363	- 10
LCS	AA41396	457		mg/L	500		91.4	85 - 115		



Division of Environmental Testing

2115 N Scranton St Suite 3040A

Aurora, CO 80045

800-440-5184

Report Date : 2/26/2026

Report Time : 20:32

FINAL RESULTS REPORT

Project Manager: Brett Middleton

Project Name: RF SOURCE

Project Number: N/A

QC Report

QC	Analyte	Result	Reporting Limit	Units	Spike Level	Source Result	%Rec	% REC Limits	RPD	RPD Limit
----	---------	--------	-----------------	-------	-------------	---------------	------	--------------	-----	-----------

ANIONS-14826

AA41035

Dup	Chloride	76.45		ppm		67.36			0.326	- 15
Dup	Nitrate	10.27		ppm		0.86			2.31	- 15
Dup	Nitrite	8.93		ppm		2.36			7.65	- 15
Dup	Sulfate	91.50		ppm		83.79			0.512	- 15
Matrix Spike	Chloride	76.70		ppm	10.00	67.36	93.4	80 - 120		
Matrix Spike	Nitrate	10.51		ppm	10.00	0.86	96.5	80 - 120		
Matrix Spike	Nitrite	9.64		ppm	10.00	2.36	72.8	80 - 120		
Matrix Spike	Sulfate	91.97		ppm	10.00	83.79	81.8	80 - 120		

AA41262

MB	Bromide	Not Detected		ppm						
MB	Chloride	0.00		ppm						
MB	Fluoride	Not Detected		ppm						
MB	Nitrate	0.00		ppm						
MB	Nitrite	Not Detected		ppm						
MB	Sulfate	Not Detected		ppm						

AA41263

LCS	Bromide	2.07		ppm						
LCS	Chloride	2.03		ppm			102	90 - 110		
LCS	Fluoride	1.98		ppm						
LCS	Nitrate	2.10		ppm			105	90 - 110		
LCS	Nitrite	2.08		ppm			104	90 - 110		
LCS	Sulfate	2.08		ppm			104	90 - 110		

AA41264

LCS	Bromide	2.03		ppm						
LCS	Chloride	2.00		ppm			100	90 - 110		
LCS	Fluoride	1.98		ppm						
LCS	Nitrate	2.06		ppm			103	90 - 110		
LCS	Nitrite	2.05		ppm			102	90 - 110		
LCS	Sulfate	2.12		ppm			106	90 - 110		

DRO_ORO_AQUEOUS-14875

AA41322

Matrix Spike	DRO	239.56		mg/L	175	187.01	30.0			
Matrix Spike	ORO	30.53		mg/L	35	<12.26	87.2			
MSD	DRO	245.65		mg/L		187.01			.51025329238	
MSD	ORO	32.01		mg/L		<12.26			.73297089862	

AA41416

MB	DRO	Not Detected		mg/L						
MB	ORO	Not Detected		mg/L						

AA41417

LCS	DRO	42.26		mg/L			121	70 - 130		
LCS	ORO	27.31		mg/L			78.0	50 - 150		

AA41418

LCS	DRO	40.43		mg/L			116	70 - 130		
-----	-----	-------	--	------	--	--	-----	----------	--	--



Division of Environmental Testing

2115 N Scranton St Suite 3040A

Aurora, CO 80045

800-440-5184

Report Date : 2/26/2026

Report Time : 20:32

FINAL RESULTS REPORT

Project Manager: Brett Middleton

Project Name: RF SOURCE

Project Number: N/A

QC Report

QC	Analyte	Result	Reporting Limit	Units	Spike Level	Source Result	%Rec	% REC Limits	RPD	RPD Limit
LCS	ORO	28.08		mg/L			80.2	50 - 150		

METALS W-14859

AA41385

Dup	Iron	132.76	0.000	µg/L		79.46			3.59	0 - 15
Dup	Uranium	123.27	0.000	µg/L		6.63			4.04	0 - 15
Matrix Spike	Iron	137.62	0.000	µg/L	100	79.46	58.1600	80 - 120		
Matrix Spike	Uranium	118.39	0.000	µg/L	100	6.63	111.7600	80 - 120		

AA41386

MB	Aluminum	-3.65		µg/L						
MB	Antimony	-0.15		µg/L						
MB	Arsenic	-0.06		µg/L						
MB	Barium	0.05		µg/L						
MB	Beryllium	0.02		µg/L						
MB	Boron	-1.13		µg/L						
MB	Cadmium	0.00		µg/L						
MB	Calcium	-4.33		µg/L						
MB	Chromium	0.00		µg/L						
MB	Cobalt	0.00		µg/L						
MB	Copper	1.43		µg/L						
MB	Iron	0.81		µg/L						
MB	Lead	0.04		µg/L						
MB	Magnesium	-0.86		µg/L						
MB	Manganese	0.03		µg/L						
MB	Mercury	0.01		µg/L						
MB	Molybdenum	0.01		µg/L						
MB	Nickel	0.00		µg/L						
MB	Phosphorous	0.44		µg/L						
MB	Potassium	6.88		µg/L						
MB	Selenium	-0.16		µg/L						
MB	Silver	0.00		µg/L						
MB	Sodium	5.86		µg/L						
MB	Strontium	0.09		µg/L						
MB	Thallium	0.17		µg/L						
MB	Uranium	0.00		µg/L						
MB	Vanadium	-0.09		µg/L						
MB	Zinc	0.70		µg/L						

AA41388

LCS	Aluminum	89.68	10.000	µg/L			99.6	80 - 120		
LCS	Antimony	82.61	0.050	µg/L			91.8	80 - 120		
LCS	Arsenic	93.23	0.100	µg/L			104	80 - 120		
LCS	Barium	82.80	0.025	µg/L			92.0	80 - 120		
LCS	Beryllium	93.95	0.100	µg/L			104	80 - 120		
LCS	Boron	91.85	25.000	µg/L			102	80 - 120		
LCS	Cadmium	91.33	0.050	µg/L			101	80 - 120		
LCS	Calcium	988.77	25.000	µg/L			110	80 - 120		
LCS	Chromium	96.64	0.050	µg/L			107	80 - 120		



Division of Environmental Testing

2115 N Scranton St Suite 3040A

Aurora, CO 80045

800-440-5184

Report Date : 2/26/2026

Report Time : 20:32

FINAL RESULTS REPORT

Project Manager: Brett Middleton

Project Name: RF SOURCE

Project Number: N/A

QC Report

QC	Analyte	Result	Reporting Limit	Units	Spike Level	Source Result	%Rec	% REC Limits	RPD	RPD Limit
LCS	Cobalt	94.88	0.025	µg/L			105	80 - 120		
LCS	Copper	96.31	0.250	µg/L			107	80 - 120		
LCS	Iron	92.84	20.000	µg/L			103	80 - 120		
LCS	Lead	91.90	0.100	µg/L			102	80 - 120		
LCS	Magnesium	100.15	25.000	µg/L			111	80 - 120		
LCS	Manganese	95.01	0.050	µg/L			106	80 - 120		
LCS	Mercury	93.37	0.100	µg/L			104	80 - 120		
LCS	Molybdenum	90.93	0.250	µg/L			101	80 - 120		
LCS	Nickel	95.49	0.250	µg/L			106	80 - 120		
LCS	Phosphorous	98.30	10.000	µg/L			109	80 - 120		
LCS	Potassium	101.62	25.000	µg/L			113	80 - 120		
LCS	Selenium	84.11	1.000	µg/L			93.5	80 - 120		
LCS	Silver	100.81	0.025	µg/L			112	80 - 120		
LCS	Sodium	98.65	25.000	µg/L			110	80 - 120		
LCS	Strontium	86.00	0.025	µg/L			95.6	80 - 120		
LCS	Thallium	89.16	0.250	µg/L			99.1	80 - 120		
LCS	Uranium	100.62	0.025	µg/L			112	80 - 120		
LCS	Vanadium	96.26	0.100	µg/L			107	80 - 120		
LCS	Zinc	93.16	10.000	µg/L			104	80 - 120		

AA41389

LCS	Aluminum	83.79	10.000	µg/L			93.1	80 - 120		
LCS	Antimony	94.59	0.050	µg/L			105	80 - 120		
LCS	Arsenic	97.06	0.100	µg/L			108	80 - 120		
LCS	Barium	96.85	0.025	µg/L			108	80 - 120		
LCS	Beryllium	90.36	0.100	µg/L			100	80 - 120		
LCS	Boron	86.37	25.000	µg/L			96.0	80 - 120		
LCS	Cadmium	93.92	0.050	µg/L			104	80 - 120		
LCS	Calcium	922.62	25.000	µg/L			103	80 - 120		
LCS	Chromium	99.52	0.050	µg/L			111	80 - 120		
LCS	Cobalt	98.86	0.025	µg/L			110	80 - 120		
LCS	Copper	75.44	0.250	µg/L			83.8	80 - 120		
LCS	Iron	95.02	20.000	µg/L			106	80 - 120		
LCS	Lead	96.77	0.100	µg/L			108	80 - 120		
LCS	Magnesium	95.74	25.000	µg/L			106	80 - 120		
LCS	Manganese	96.57	0.050	µg/L			107	80 - 120		
LCS	Mercury	106.35	0.100	µg/L			118	80 - 120		
LCS	Molybdenum	95.74	0.250	µg/L			106	80 - 120		
LCS	Nickel	99.07	0.250	µg/L			110	80 - 120		
LCS	Phosphorous	94.79	10.000	µg/L			105	80 - 120		
LCS	Potassium	98.56	25.000	µg/L			110	80 - 120		
LCS	Selenium	93.79	1.000	µg/L			104	80 - 120		
LCS	Silver	102.60	0.025	µg/L			114	80 - 120		
LCS	Sodium	101.47	25.000	µg/L			113	80 - 120		
LCS	Strontium	87.25	0.025	µg/L			96.9	80 - 120		
LCS	Thallium	92.83	0.250	µg/L			103	80 - 120		
LCS	Uranium	105.05	0.025	µg/L			117	80 - 120		
LCS	Vanadium	98.64	0.100	µg/L			110	80 - 120		



Division of Environmental Testing

2115 N Scranton St Suite 3040A
 Aurora, CO 80045
 800-440-5184

Report Date : 2/26/2026

Report Time : 20:32

FINAL RESULTS REPORT

Project Manager: Brett Middleton

Project Name: RF SOURCE

Project Number: N/A

QC Report

QC	Analyte	Result	Reporting Limit	Units	Spike Level	Source Result	%Rec	% REC Limits	RPD	RPD Limit
LCS	Zinc	97.22	10.000	µg/L			108	80 - 120		

VOC 8260 W-14887

AA41304

Dup	1,1,1-Trichloroethane	111.65		µg/L		Not Detected			0.836	-30
Dup	1,1,2,2-Tetrachloroethane	86.82		µg/L		Not Detected			0.844	-30
Dup	1,1,2-Trichloroethane	112.70		µg/L		Not Detected			0.284	-30
Dup	1,1-Dichloroethene	99.11		µg/L					1.41	-30
Dup	1,2-Dichloroethane	103.26		µg/L		Not Detected			1.00	-30
Dup	1,2-Dichloropropane	102.90		µg/L		Not Detected			1.22	-30
Dup	Acrolein	118.35		µg/L		Not Detected			3.22	-30
Dup	Benzene	110.90		µg/L		4.90			0.414	-30
Dup	Bromoform	101.44		µg/L		Not Detected			0.0296	-30
Dup	Bromomethane	91.54		µg/L					4.91	-30
Dup	Carbon tetrachloride	87.03		µg/L		Not Detected			1.19	-30
Dup	Chlorobenzene	110.69		µg/L		2.18			1.04	-30
Dup	Chlorodibromomethane	101.15		µg/L		Not Detected			1.02	-30
Dup	Chloroform	106.62		µg/L		Not Detected			1.13	-30
Dup	Chloromethane	130.23		µg/L					1.62	-30
Dup	cis-1,3-Dichloropropene	17.25		µg/L					0.502	-30
Dup	Ethylbenzene	106.61		µg/L		<2.00			0.810	-30
Dup	m&p-Xylene	213.81		µg/L		<3.62			0.361	-30
Dup	o-Xylene	108.84		µg/L		<1.98			2.24	-30
Dup	Tetrachloroethylene	56.26		µg/L		<1.00			1.31	-30
Dup	Toluene	100.89		µg/L		<1.00			0.139	-30
Dup	trans-1,2-Dichloroethene	87.84		µg/L					2.00	-30
Dup	trans-1,3-Dichloropropene	20.17		µg/L					0.108	-30
Dup	Trichloroethene	95.47		µg/L					0.894	-30
Dup	Vinyl chloride	102.66		µg/L		<3.28			4.30	-30
Dup	Xylene, total	322.65		µg/L					0.990	-30
Matrix Spike	1,1,1-Trichloroethane	110.72		µg/L	100	Not Detected	111	70 - 130		
Matrix Spike	1,1,2,2-Tetrachloroethane	87.98		µg/L	100	Not Detected	138	70 - 130		
Matrix Spike	1,1,2-Trichloroethane	113.02		µg/L	100	Not Detected	113	70 - 130		
Matrix Spike	1,1-Dichloroethene	100.52		µg/L						
Matrix Spike	1,2-Dichloroethane	102.23		µg/L	100	Not Detected	102	70 - 130		
Matrix Spike	1,2-Dichloropropane	101.65		µg/L	100	Not Detected	102	70 - 130		
Matrix Spike	Acrolein	122.22		µg/L	100	Not Detected	122	70 - 130		
Matrix Spike	Benzene	111.36		µg/L	100	4.90	106	70 - 130		
Matrix Spike	Bromoform	101.47		µg/L	100	Not Detected	101	70 - 130		
Matrix Spike	Bromomethane	87.15		µg/L						
Matrix Spike	Carbon tetrachloride	86.00		µg/L	100	Not Detected	86.0	70 - 130		
Matrix Spike	Chlorobenzene	109.55		µg/L	100	2.18	107	70 - 130		
Matrix Spike	Chlorodibromomethane	100.12		µg/L	100	Not Detected	100	70 - 130		
Matrix Spike	Chloroform	105.42		µg/L	100	Not Detected	105	70 - 130		
Matrix Spike	Chloromethane	128.14		µg/L						
Matrix Spike	cis-1,3-Dichloropropene	17.84		µg/L						
Matrix Spike	Ethylbenzene	105.75		µg/L	100	<2.00	106	70 - 130		



Division of Environmental Testing

2115 N Scranton St Suite 3040A

Aurora, CO 80045

800-440-5184

Report Date : 2/26/2026

Report Time : 20:32

FINAL RESULTS REPORT

Project Manager: Brett Middleton

Project Name: RF SOURCE

Project Number: N/A

QC Report

QC	Analyte	Result	Reporting Limit	Units	Spike Level	Source Result	%Rec	% REC Limits	RPD	RPD Limit
Matrix Spike	m&p-Xylene	213.04		µg/L	200	<3.62	107	70 - 130		
Matrix Spike	o-Xylene	106.43		µg/L	100	<1.98	106	70 - 130		
Matrix Spike	Tetrachloroethylene	55.53		µg/L	100	<1.00	55.5	70 - 130		
Matrix Spike	Toluene	101.03		µg/L	100	<1.00	101	70 - 130		
Matrix Spike	trans-1,2-Dichloroethene	10.02		µg/L						
Matrix Spike	trans-1,3-Dichloropropene	10.04		µg/L						
Matrix Spike	Trichloroethene	94.62		µg/L						
Matrix Spike	Vinyl chloride	98.34		µg/L	100	<3.28	98.3	70 - 130		
Matrix Spike	Xylene, total	319.47		µg/L						
IS	1,2-dichloroethane-d4	9.98		µg/L			99.800	50 - 150		
IS	4-bromofluorobenzene	8.98		µg/L			89.800	50 - 150		
IS	Dibromofluoromethane	9.90		µg/L			99.00	50 - 150		
IS	Toluene-d8	8.48		µg/L			84.800	50 - 150		
IS	1,2-Dichloroethane-d4	10.02		µg/L			100.200	50 - 150		
IS	4-bromofluorobenzene	8.71		µg/L			87.100	50 - 150		
IS	Dibromofluoromethane	9.67		µg/L			96.700	50 - 150		
IS	Toluene-d8	9.90		µg/L			99.00	50 - 150		
IS	1,2-Dichloroethane-d4	10.07		µg/L			100.700	50 - 150		
IS	4-bromofluorobenzene	8.76		µg/L			87.600	50 - 150		
IS	Dibromofluoromethane	9.57		µg/L			95.700	50 - 150		
IS	Toluene-d8	10.21		µg/L			102.100	50 - 150		
IS	1,2-dichloroethane-d4	9.63		µg/L			96.300	50 - 150		
IS	4-bromofluorobenzene	9.06		µg/L			90.600	50 - 150		
IS	Dibromofluoromethane	9.25		µg/L			92.500	50 - 150		
IS	Toluene-d8	9.70		µg/L			97.00	50 - 150		
IS	1,2-Dichloroethane-d4	9.30		µg/L			93.00	50 - 150		
IS	4-bromofluorobenzene	8.15		µg/L			81.500	50 - 150		
IS	Dibromofluoromethane	9.16		µg/L			91.600	50 - 150		
IS	Toluene-d8	9.06		µg/L			90.600	50 - 150		

AA41456

MB	1,1,1-Trichloroethane	Not Detected		µg/L						
MB	1,1,2,2-Tetrachloroethane	Not Detected		µg/L						
MB	1,1,2-Trichloroethane	Not Detected		µg/L						
MB	1,1-Dichloroethene	Not Detected		µg/L						
MB	1,2-Dichloroethane	Not Detected		µg/L						
MB	1,2-Dichloropropane	Not Detected		µg/L						
MB	2-Hexanone	Not Detected		µg/L						
MB	Acetone	Not Detected		µg/L						
MB	Acrolein	Not Detected		µg/L						
MB	Benzene	Not Detected		µg/L						
MB	Bromoform	Not Detected		µg/L						
MB	Bromomethane	<2.79		µg/L						
MB	Carbon tetrachloride	Not Detected		µg/L						
MB	Chlorobenzene	Not Detected		µg/L						
MB	Chlorodibromomethane	Not Detected		µg/L						
MB	Chloroform	<1.00		µg/L						
MB	Chloromethane	<2.63		µg/L						



Division of Environmental Testing

2115 N Scranton St Suite 3040A

Aurora, CO 80045

800-440-5184

Report Date : 2/26/2026

Report Time : 20:32

FINAL RESULTS REPORT

Project Manager: Brett Middleton

Project Name: RF SOURCE

Project Number: N/A

QC Report

QC	Analyte	Result	Reporting Limit	Units	Spike Level	Source Result	%Rec	% REC Limits	RPD	RPD Limit
MB	cis-1,2-Dichloroethene	Not Detected		µg/L						
MB	cis-1,3-Dichloropropene	Not Detected		µg/L						
MB	Dichloromethane	<5.00		µg/L						
MB	Ethylbenzene	Not Detected		µg/L						
MB	Gasoline Range Organics	25.80		µg/L						
MB	m&p-Xylene	<1.81		µg/L						
MB	Naphthalene	Not Detected		µg/L						
MB	o-Xylene	<0.99		µg/L						
MB	Tetrachloroethylene	Not Detected		µg/L						
MB	Toluene	<1.00		µg/L						
MB	trans-1,2-Dichloroethene	Not Detected		µg/L						
MB	trans-1,3-Dichloropropene	Not Detected		µg/L						
MB	Trichloroethene	Not Detected		µg/L						
MB	Vinyl chloride	Not Detected		µg/L						
MB	Xylene, total	<2.80		µg/L						
IS	1,2-dichloroethane-d4	10.45		µg/L			104.500	50 - 150		
IS	4-bromofluorobenzene	8.26		µg/L			82.600	50 - 150		
IS	Dibromofluoromethane	9.83		µg/L			98.300	50 - 150		
IS	Toluene-d8	9.42		µg/L			94.200	50 - 150		

AA41457

LCS	1,1,1-Trichloroethane	52.02		µg/L			104	70 - 130		
LCS	1,1,1,2,2-Tetrachloroethane	66.86		µg/L			118	70 - 130		
LCS	1,1,2-Trichloroethane	56.07		µg/L			112	70 - 130		
LCS	1,1-Dichloroethene	47.39		µg/L			94.8	70 - 130		
LCS	1,2-Dichloroethane	46.46		µg/L			92.9	70 - 130		
LCS	1,2-Dichloropropane	47.20		µg/L			94.4	70 - 130		
LCS	2-Hexanone	60.28		µg/L			121	70 - 130		
LCS	Acetone	41.67		µg/L			83.3	70 - 130		
LCS	Acrolein	49.46		µg/L			98.9	70 - 130		
LCS	Benzene	50.62		µg/L			101	70 - 130		
LCS	Bromoform	46.64		µg/L			93.3	70 - 130		
LCS	Bromomethane	47.08		µg/L			94.2	70 - 130		
LCS	Carbon tetrachloride	41.26		µg/L			82.5	70 - 130		
LCS	Chlorobenzene	50.93		µg/L			102	70 - 130		
LCS	Chlorodibromomethane	48.13		µg/L			96.3	70 - 130		
LCS	Chloroform	49.51		µg/L			99.0	70 - 130		
LCS	Chloromethane	62.52		µg/L			125	70 - 130		
LCS	cis-1,2-Dichloroethene	48.31		µg/L			96.6	70 - 130		
LCS	cis-1,3-Dichloropropene	54.35		µg/L			109	70 - 130		
LCS	Dichloromethane	53.62		µg/L			107	70 - 130		
LCS	Ethylbenzene	50.97		µg/L			102	70 - 130		
LCS	Gasoline Range Organics	232.71		µg/L			93.8			
LCS	m&p-Xylene	102.01		µg/L			102	70 - 130		
LCS	Naphthalene	46.40		µg/L			92.8	70 - 130		
LCS	o-Xylene	51.89		µg/L			104	70 - 130		
LCS	Tetrachloroethylene	43.56		µg/L			87.1	70 - 130		
LCS	Toluene	48.57		µg/L			97.1	70 - 130		



Division of Environmental Testing

2115 N Scranton St Suite 3040A

Aurora, CO 80045

800-440-5184

Report Date : 2/26/2026

Report Time : 20:32

FINAL RESULTS REPORT

Project Manager: Brett Middleton

Project Name: RF SOURCE

Project Number: N/A

QC Report

QC	Analyte	Result	Reporting Limit	Units	Spike Level	Source Result	%Rec	% REC Limits	RPD	RPD Limit
LCS	trans-1,2-Dichloroethene	49.80		µg/L			99.6	70 - 130		
LCS	trans-1,3-Dichloropropene	55.14		µg/L			110	70 - 130		
LCS	Trichloroethene	43.13		µg/L			86.3	70 - 130		
LCS	Vinyl chloride	56.43		µg/L			113	70 - 130		
LCS	Xylene, total	153.90		µg/L			103	70 - 130		
IS	1,2-Dichloroethane-d4	10.21		µg/L			102.100	50 - 150		
IS	4-bromofluorobenzene	10.51		µg/L			105.100	50 - 150		
IS	Dibromofluoromethane	10.50		µg/L			105.00	50 - 150		
IS	Toluene-d8	10.46		µg/L			104.600	50 - 150		

AA41458

LCS	1,1,1-Trichloroethane	56.01		µg/L			112	70 - 130		
LCS	1,1,1,2,2-Tetrachloroethane	66.26		µg/L			117	70 - 130		
LCS	1,1,2-Trichloroethane	57.10		µg/L			114	70 - 130		
LCS	1,1-Dichloroethene	50.44		µg/L			101	70 - 130		
LCS	1,2-Dichloroethane	52.36		µg/L			105	70 - 130		
LCS	1,2-Dichloropropane	51.24		µg/L			102	70 - 130		
LCS	2-Hexanone	63.88		µg/L			128	70 - 130		
LCS	Acetone	50.41		µg/L			101	70 - 130		
LCS	Acrolein	42.73		µg/L			85.5	70 - 130		
LCS	Benzene	54.05		µg/L			108	70 - 130		
LCS	Bromoform	51.28		µg/L			103	70 - 130		
LCS	Bromomethane	50.81		µg/L			102	70 - 130		
LCS	Carbon tetrachloride	49.16		µg/L			98.3	70 - 130		
LCS	Chlorobenzene	55.42		µg/L			111	70 - 130		
LCS	Chlorodibromomethane	52.16		µg/L			104	70 - 130		
LCS	Chloroform	54.17		µg/L			108	70 - 130		
LCS	Chloromethane	63.14		µg/L			126	70 - 130		
LCS	cis-1,2-Dichloroethene	51.31		µg/L			103	70 - 130		
LCS	cis-1,3-Dichloropropene	57.15		µg/L			114	70 - 130		
LCS	Dichloromethane	58.28		µg/L			117	70 - 130		
LCS	Ethylbenzene	55.17		µg/L			110	70 - 130		
LCS	Gasoline Range Organics	2295.71		µg/L			90.4			
LCS	m&p-Xylene	112.71		µg/L			113	70 - 130		
LCS	Naphthalene	46.06		µg/L			92.1	70 - 130		
LCS	o-Xylene	57.15		µg/L			114	70 - 130		
LCS	Tetrachloroethylene	48.95		µg/L			97.9	70 - 130		
LCS	Toluene	51.76		µg/L			104	70 - 130		
LCS	trans-1,2-Dichloroethene	52.03		µg/L			104	70 - 130		
LCS	trans-1,3-Dichloropropene	59.02		µg/L			118	70 - 130		
LCS	Trichloroethene	48.38		µg/L			96.8	70 - 130		
LCS	Vinyl chloride	61.43		µg/L			123	70 - 130		
LCS	Xylene, total	169.86		µg/L			113	70 - 130		
IS	1,2-Dichloroethane-d4	9.79		µg/L			97.900	50 - 150		
IS	4-bromofluorobenzene	9.49		µg/L			94.900	50 - 150		
IS	Dibromofluoromethane	9.50		µg/L			95.00	50 - 150		
IS	Toluene-d8	9.54		µg/L			95.400	50 - 150		



Division of Environmental Testing

2115 N Scranton St Suite 3040A
 Aurora, CO 80045
 800-440-5184

Report Date : 2/26/2026

Report Time : 20:32

FINAL RESULTS REPORT

Project Manager: Brett Middleton

Project Name: RF SOURCE

Project Number: N/A

Sample ID	Customer ID	Collected	Dilution	Result	Units	RL	Method Ref.
Analyte Name		Result Date/Time					Recovery

<u>Qualifier</u>	<u>Explanation</u>
H1	Sample received outside of regulatory holding time.
H2	Sample analyzed outside of regulatory holding time due to a laboratory error.
P1	Sample received outside temperature requirements, 0-6°C.
P2	Sample received unpreserved.
P3	Broken or leaking sample container.
P4	Sample improperly collected
P5	Sample incorrectly preserved
B1	Blank failed high, indicating possible high bias in sample results.
B2	Blank failed low, indicating possible low bias in sample results.
MS	Matrix Spike / Matrix Spike Duplicate recovery and/or RPD limit exceeded, indicating potential matrix interference.
D1	Duplicate RPD limit exceeded due to low sample concentration.
D2	Duplicate RPD limit exceeded due to matrix interference.
S	Surrogate recovery failed, indicating potential matrix interference.
RL1	Reporting limits raised due to matrix interference.
RL2	Reporting limits raised due to limited sample.
U	Sample result less than method detection limit.
J	Sample result less than reporting limit but higher than method detection limit.
EST	The concentration indicated has been estimated due to high analyte content.
E	Electronic loss or corruption of data.
I	Subcontracted sample