

The results set forth herein are provided by SGS North America Inc.

*e-Hardcopy 2.0*  
*Automated Report*

## Technical Report for

**Chevron/Fremont**

**Kortum Separator Release**

**SGS Job Number: DA80670**

**Sampling Date: 03/20/26**

**Report to:**

**Chevron USA, Inc.  
2115 117th Avenue  
Greeley, CO 80634  
nam.ehs.table915@sgs.com**

**ATTN: Paul Henehan**

**Total number of pages in report: 104**



Test results contained within this data package meet the requirements of the National Environmental Laboratory Accreditation Program and/or state specific certification programs as applicable unless noted in the narrative, comments or footnotes.

**Eric Hoffman**

**Client Service contact: Cristina Niclas 303-425-6021**

Certifications: CO (CO00049), ND (R-027), UT (NELAP CO00049), LA (LA150028), TX (T104704511), WY (8TMS-L) HI (CO00049), NJ (CO011), NV (CO00049), AK (CO00049), CA (3076), and NC (08701)

This report shall not be reproduced, except in its entirety, without the written approval of SGS.  
Test results relate only to samples analyzed.

### How did we do today?

Your feedback helps us improve our service and takes less than a minute to complete.

**START SURVEY**

# Table of Contents

-1-

<b>Section 1: Sample Summary</b> .....	<b>4</b>
<b>Section 2: Summary of Hits</b> .....	<b>6</b>
<b>Section 3: Sample Results</b> .....	<b>9</b>
<b>3.1:</b> DA80670-1: FS-01(2) .....	10
<b>3.2:</b> DA80670-1A: FS-01(2) .....	13
<b>3.3:</b> DA80670-1B: FS-01(2) .....	15
<b>3.4:</b> DA80670-1C: FS-01(2) .....	16
<b>3.5:</b> DA80670-2: FS-02(3) .....	18
<b>3.6:</b> DA80670-2A: FS-02(3) .....	21
<b>3.7:</b> DA80670-2B: FS-02(3) .....	23
<b>3.8:</b> DA80670-2C: FS-02(3) .....	24
<b>3.9:</b> DA80670-3: FS-03(3) .....	26
<b>3.10:</b> DA80670-3A: FS-03(3) .....	29
<b>3.11:</b> DA80670-3B: FS-03(3) .....	31
<b>3.12:</b> DA80670-3C: FS-03(3) .....	32
<b>3.13:</b> DA80670-4: FS-06(2) .....	34
<b>3.14:</b> DA80670-4A: FS-06(2) .....	37
<b>3.15:</b> DA80670-4B: FS-06(2) .....	39
<b>3.16:</b> DA80670-4C: FS-06(2) .....	40
<b>Section 4: Misc. Forms</b> .....	<b>42</b>
<b>4.1:</b> Chain of Custody .....	43
<b>Section 5: MS Volatiles - QC Data Summaries</b> .....	<b>45</b>
<b>5.1:</b> Method Blank Summary .....	46
<b>5.2:</b> Blank Spike Summary .....	48
<b>5.3:</b> Matrix Spike/Matrix Spike Duplicate Summary .....	52
<b>Section 6: MS Semi-volatiles - QC Data Summaries</b> .....	<b>56</b>
<b>6.1:</b> Method Blank Summary .....	57
<b>6.2:</b> Blank Spike Summary .....	58
<b>6.3:</b> Matrix Spike/Matrix Spike Duplicate Summary .....	59
<b>Section 7: GC/LC Semi-volatiles - QC Data Summaries</b> .....	<b>60</b>
<b>7.1:</b> Method Blank Summary .....	61
<b>7.2:</b> Blank Spike Summary .....	62
<b>7.3:</b> Matrix Spike/Matrix Spike Duplicate Summary .....	64
<b>Section 8: Metals Analysis - QC Data Summaries</b> .....	<b>66</b>
<b>8.1:</b> Prep QC MP47036: B .....	67
<b>8.2:</b> Prep QC MP47037: As,Ba,Cd,Cu,Pb,Ni,Se,Ag,Zn .....	75
<b>8.3:</b> Prep QC MP47038: As,Ba,Cd,Cu,Pb,Ni,Se,Ag,Zn .....	80
<b>8.4:</b> Prep QC MP47049: Ca,Mg,Na .....	85
<b>Section 9: General Chemistry - QC Data Summaries</b> .....	<b>95</b>
<b>9.1:</b> Method Blank and Spike Results Summary .....	96
<b>9.2:</b> Duplicate Results Summary .....	97
<b>Section 10: Misc. Forms (SGS Orlando, FL)</b> .....	<b>98</b>

# Table of Contents

-2-

<b>10.1:</b> Chain of Custody .....	99
<b>Section 11: General Chemistry - QC Data (SGS Orlando, FL) .....</b>	<b>101</b>
<b>11.1:</b> Method Blank and Spike Results Summary .....	102
<b>11.2:</b> Matrix Spike Results Summary .....	103
<b>11.3:</b> Matrix Spike Duplicate Results Summary .....	104

1

2

3

4

5

6

7

8

9

10

11



## Sample Summary

Chevron/Fremont

**Job No:** DA80670

Kortum Separator Release

Sample Number	Collected		Received	Matrix		Client Sample ID
	Date	Time By		Code	Type	
DA80670-1	03/20/26	10:00 PH	03/20/26	SO	Soil	FS-01(2)
DA80670-1A	03/20/26	10:00 PH	03/20/26	SO	Soil	FS-01(2)
DA80670-1B	03/20/26	10:00 PH	03/20/26	SO	Soil	FS-01(2)
DA80670-1C	03/20/26	10:00 PH	03/20/26	SO	Soil	FS-01(2)
DA80670-2	03/20/26	10:05 PH	03/20/26	SO	Soil	FS-02(3)
DA80670-2A	03/20/26	10:05 PH	03/20/26	SO	Soil	FS-02(3)
DA80670-2B	03/20/26	10:05 PH	03/20/26	SO	Soil	FS-02(3)
DA80670-2C	03/20/26	10:05 PH	03/20/26	SO	Soil	FS-02(3)
DA80670-3	03/20/26	10:10 PH	03/20/26	SO	Soil	FS-03(3)
DA80670-3A	03/20/26	10:10 PH	03/20/26	SO	Soil	FS-03(3)
DA80670-3B	03/20/26	10:10 PH	03/20/26	SO	Soil	FS-03(3)
DA80670-3C	03/20/26	10:10 PH	03/20/26	SO	Soil	FS-03(3)
DA80670-4	03/20/26	10:15 PH	03/20/26	SO	Soil	FS-06(2)

---

Soil samples reported on a dry weight basis unless otherwise indicated on result page.



## Sample Summary

(continued)

Chevron/Fremont

**Job No:** DA80670

Kortum Separator Release

Sample Number	Collected		Received	Matrix		Client Sample ID
	Date	Time By		Code	Type	
DA80670-4A	03/20/26	10:15 PH	03/20/26	SO	Soil	FS-06(2)
DA80670-4B	03/20/26	10:15 PH	03/20/26	SO	Soil	FS-06(2)
DA80670-4C	03/20/26	10:15 PH	03/20/26	SO	Soil	FS-06(2)

---

Soil samples reported on a dry weight basis unless otherwise indicated on result page.

## Summary of Hits

**Job Number:** DA80670  
**Account:** Chevron/Fremont  
**Project:** Kortum Separator Release  
**Collected:** 03/20/26

Lab Sample ID	Client Sample ID	Result/ Qual	RL	MDL	Units	Method
---------------	------------------	-----------------	----	-----	-------	--------

**DA80670-1 FS-01(2)**

No hits reported in this sample.

**DA80670-1A FS-01(2)**

Calcium	44.3	6.0		mg/l	SW846 6010D
Magnesium	22.6	3.0		mg/l	SW846 6010D
Sodium	241	6.0		mg/l	SW846 6010D
Sodium Adsorption Ratio <sup>a</sup>	7.35			ratio	USDA HANDBOOK 60

**DA80670-1B FS-01(2)**

Boron	0.756	0.25		mg/l	SW846 6010D
-------	-------	------	--	------	-------------

**DA80670-1C FS-01(2)**

Arsenic	5.9	0.22		mg/kg	SW846 6020B
Barium	206	2.2		mg/kg	SW846 6020B
Cadmium	0.25	0.11		mg/kg	SW846 6020B
Copper	15.4	2.2		mg/kg	SW846 6020B
Lead	13.7	0.56		mg/kg	SW846 6020B
Nickel	16.2	2.2		mg/kg	SW846 6020B
Selenium	0.33	0.22		mg/kg	SW846 6020B
Zinc	46.6	11		mg/kg	SW846 6020B
pH <sup>b</sup>	8.04			su	WREP-125,4E-SATPASTE
Specific Conductivity	1.4	0.0010		mmhos/cm	SM 2510B-2011 MOD

**DA80670-2 FS-02(3)**

No hits reported in this sample.

**DA80670-2A FS-02(3)**

Calcium	213	6.0		mg/l	SW846 6010D
Magnesium	77.2	3.0		mg/l	SW846 6010D
Sodium	277	6.0		mg/l	SW846 6010D
Sodium Adsorption Ratio <sup>a</sup>	4.13			ratio	USDA HANDBOOK 60

**DA80670-2B FS-02(3)**

Boron	0.630	0.25		mg/l	SW846 6010D
-------	-------	------	--	------	-------------

## Summary of Hits

**Job Number:** DA80670  
**Account:** Chevron/Fremont  
**Project:** Kortum Separator Release  
**Collected:** 03/20/26

Lab Sample ID	Client Sample ID	Result/ Qual	RL	MDL	Units	Method
---------------	------------------	-----------------	----	-----	-------	--------

**DA80670-2C FS-02(3)**

Arsenic		6.1	0.24		mg/kg	SW846 6020B
Barium		180	2.4		mg/kg	SW846 6020B
Cadmium		0.25	0.12		mg/kg	SW846 6020B
Copper		15.6	2.4		mg/kg	SW846 6020B
Lead		14.8	0.59		mg/kg	SW846 6020B
Nickel		15.4	2.4		mg/kg	SW846 6020B
Selenium		0.37	0.24		mg/kg	SW846 6020B
Zinc		53.8	12		mg/kg	SW846 6020B
pH <sup>b</sup>		7.72			su	WREP-125,4E-SATPASTE
Specific Conductivity		2.5	0.0010		mmhos/cm	SM 2510B-2011 MOD

**DA80670-3 FS-03(3)**

No hits reported in this sample.

**DA80670-3A FS-03(3)**

Calcium		177	6.0		mg/l	SW846 6010D
Magnesium		59.3	3.0		mg/l	SW846 6010D
Sodium		141	6.0		mg/l	SW846 6010D
Sodium Adsorption Ratio <sup>a</sup>		2.34			ratio	USDA HANDBOOK 60

**DA80670-3B FS-03(3)**

Boron		0.841	0.25		mg/l	SW846 6010D
-------	--	-------	------	--	------	-------------

**DA80670-3C FS-03(3)**

Arsenic		5.3	0.23		mg/kg	SW846 6020B
Barium		187	2.3		mg/kg	SW846 6020B
Cadmium		0.26	0.11		mg/kg	SW846 6020B
Copper		13.7	2.3		mg/kg	SW846 6020B
Lead		12.0	0.57		mg/kg	SW846 6020B
Nickel		13.5	2.3		mg/kg	SW846 6020B
Selenium		0.38	0.23		mg/kg	SW846 6020B
Zinc		41.2	11		mg/kg	SW846 6020B
pH <sup>b</sup>		7.68			su	WREP-125,4E-SATPASTE
Specific Conductivity		2.0	0.0010		mmhos/cm	SM 2510B-2011 MOD

**DA80670-4 FS-06(2)**

No hits reported in this sample.

## Summary of Hits

**Job Number:** DA80670  
**Account:** Chevron/Fremont  
**Project:** Kortum Separator Release  
**Collected:** 03/20/26

Lab Sample ID	Client Sample ID	Result/ Qual	RL	MDL	Units	Method
<b>DA80670-4A</b>	<b>FS-06(2)</b>					
Calcium		516	6.0		mg/l	SW846 6010D
Magnesium		192	3.0		mg/l	SW846 6010D
Sodium		542	6.0		mg/l	SW846 6010D
Sodium Adsorption Ratio <sup>a</sup>		5.17			ratio	USDA HANDBOOK 60
<b>DA80670-4B</b>	<b>FS-06(2)</b>					
Boron		1.36	0.25		mg/l	SW846 6010D
<b>DA80670-4C</b>	<b>FS-06(2)</b>					
Arsenic		4.3	0.21		mg/kg	SW846 6020B
Barium		255	2.1		mg/kg	SW846 6020B
Cadmium		0.21	0.11		mg/kg	SW846 6020B
Copper		16.5	2.1		mg/kg	SW846 6020B
Lead		14.8	0.53		mg/kg	SW846 6020B
Nickel		13.0	2.1		mg/kg	SW846 6020B
Selenium		0.59	0.21		mg/kg	SW846 6020B
Zinc		44.0	11		mg/kg	SW846 6020B
pH <sup>b</sup>		8.53			su	WREP-125,4E-SATPASTE
Specific Conductivity		4.8	0.0010		mmhos/cm	SM 2510B-2011 MOD

(a) Calculated as:  $(Na \text{ meq/L}) / \sqrt{(Ca \text{ meq/L}) + (Mg \text{ meq/L})/2}$

(b) Saturated paste was generated on 03/18/26.

Sample Results

---

Report of Analysis

---

## Report of Analysis

3.1  
3

<b>Client Sample ID:</b> FS-01(2)	<b>Date Sampled:</b> 03/20/26
<b>Lab Sample ID:</b> DA80670-1	<b>Date Received:</b> 03/20/26
<b>Matrix:</b> SO - Soil	<b>Percent Solids:</b> 82.4
<b>Method:</b> SW846 8260D SW846 5035A	
<b>Project:</b> Kortum Separator Release	

Run #1	File ID	DF	Analyzed	By	Prep Date	Prep Batch	Analytical Batch
Run #1	5V000710.D	1	03/21/26 02:34	RT	n/a	n/a	V5V4710
Run #2							

Run #1	Initial Weight	Final Volume
Run #1	5.11 g	5.0 ml
Run #2		

### VOA COGCC Table 915 soil list

CAS No.	Compound	Result	RL	Units	Q
71-43-2	Benzene	< 0.0012	0.0012	mg/kg	
100-41-4	Ethylbenzene	< 0.0024	0.0024	mg/kg	
108-88-3	Toluene	< 0.0024	0.0024	mg/kg	
95-63-6	1,2,4-Trimethylbenzene	< 0.0024	0.0024	mg/kg	
108-67-8	1,3,5-Trimethylbenzene	< 0.0024	0.0024	mg/kg	
	m,p-Xylene	< 0.0024	0.0024	mg/kg	
95-47-6	o-Xylene	< 0.0024	0.0024	mg/kg	
1330-20-7	Xylene (total)	< 0.0024	0.0024	mg/kg	
	TPH-GRO (C6-C10)	< 0.24	0.24	mg/kg	

CAS No.	Surrogate Recoveries	Run# 1	Run# 2	Limits
1868-53-7	Dibromofluoromethane	111%		70-130%
2037-26-5	Toluene-D8	97%		70-130%
460-00-4	4-Bromofluorobenzene	102%		70-130%
17060-07-0	1,2-Dichloroethane-D4	110%		70-130%

RL = Reporting Limit  
E = Indicates value exceeds calibration range

J = Indicates an estimated value  
B = Indicates analyte found in associated method blank  
N = Indicates presumptive evidence of a compound

# Report of Analysis

<b>Client Sample ID:</b> FS-01(2)		<b>Date Sampled:</b> 03/20/26
<b>Lab Sample ID:</b> DA80670-1		<b>Date Received:</b> 03/20/26
<b>Matrix:</b> SO - Soil		<b>Percent Solids:</b> 82.4
<b>Method:</b> SW846 8270E SW846 3570		
<b>Project:</b> Kortum Separator Release		

Run #	File ID	DF	Analyzed	By	Prep Date	Prep Batch	Analytical Batch
Run #1	6G027562.D	1	03/21/26 11:11	ZL	03/20/26 15:00	OP30559	E6G1030
Run #2							

Run #	Initial Weight	Final Volume
Run #1	5.1 g	10.0 ml
Run #2		

### COGCC Table 915-1 PAH List

CAS No.	Compound	Result	RL	Units	Q
83-32-9	Acenaphthene	< 0.0048	0.0048	mg/kg	
120-12-7	Anthracene	< 0.0048	0.0048	mg/kg	
56-55-3	Benzo(a)anthracene	< 0.0060	0.0060	mg/kg	
205-99-2	Benzo(b)fluoranthene	< 0.0048	0.0048	mg/kg	
207-08-9	Benzo(k)fluoranthene	< 0.0048	0.0048	mg/kg	
50-32-8	Benzo(a)pyrene	< 0.0048	0.0048	mg/kg	
218-01-9	Chrysene	< 0.0048	0.0048	mg/kg	
53-70-3	Dibenzo(a,h)anthracene	< 0.0048	0.0048	mg/kg	
206-44-0	Fluoranthene	< 0.0048	0.0048	mg/kg	
86-73-7	Fluorene	< 0.0048	0.0048	mg/kg	
193-39-5	Indeno(1,2,3-cd)pyrene	< 0.0048	0.0048	mg/kg	
90-12-0	1-Methylnaphthalene	< 0.0048	0.0048	mg/kg	
91-57-6	2-Methylnaphthalene	< 0.0048	0.0048	mg/kg	
91-20-3	Naphthalene	< 0.0024	0.0024	mg/kg	
129-00-0	Pyrene	< 0.0048	0.0048	mg/kg	

CAS No.	Surrogate Recoveries	Run# 1	Run# 2	Limits
321-60-8	2-Fluorobiphenyl	73%		22-138%
4165-60-0	Nitrobenzene-d5	101%		32-143%
1718-51-0	Terphenyl-d14	82%		48-149%

RL = Reporting Limit  
E = Indicates value exceeds calibration range

J = Indicates an estimated value  
B = Indicates analyte found in associated method blank  
N = Indicates presumptive evidence of a compound

## Report of Analysis

<b>Client Sample ID:</b> FS-01(2)	<b>Date Sampled:</b> 03/20/26
<b>Lab Sample ID:</b> DA80670-1	<b>Date Received:</b> 03/20/26
<b>Matrix:</b> SO - Soil	<b>Percent Solids:</b> 82.4
<b>Method:</b> SW846-8015C SW846 3570	
<b>Project:</b> Kortum Separator Release	

Run #	File ID	DF	Analyzed	By	Prep Date	Prep Batch	Analytical Batch
Run #1	FN102540.D	1	03/21/26 10:24	JB	03/20/26 15:00	OP30558	GFN662
Run #2							

Run #	Initial Weight	Final Volume
Run #1	5.1 g	10.0 ml
Run #2		

**DRO C10-C28, ORO > C28-C36**

CAS No.	Compound	Result	RL	Units	Q
	TPH-DRO (C10-C28)	< 4.8	4.8	mg/kg	
	TPH-ORO (> C28-C36) <sup>a</sup>	< 7.2	7.2	mg/kg	

CAS No.	Surrogate Recoveries	Run# 1	Run# 2	Limits
84-15-1	o-Terphenyl	83%		30-132%

(a) Associated CCV outside of control limits high.

RL = Reporting Limit  
E = Indicates value exceeds calibration range

J = Indicates an estimated value  
B = Indicates analyte found in associated method blank  
N = Indicates presumptive evidence of a compound

## Report of Analysis

<b>Client Sample ID:</b> FS-01(2)		<b>Date Sampled:</b> 03/20/26
<b>Lab Sample ID:</b> DA80670-1A		<b>Date Received:</b> 03/20/26
<b>Matrix:</b> SO - Soil		<b>Percent Solids:</b> 82.4
<b>Project:</b> Kortum Separator Release		

### SAR Metals Analysis

Analyte	Result	RL	Units	DF	Prep	Analyzed By	Method	Prep Method
Calcium	44.3	6.0	mg/l	1	03/23/26	03/23/26 BR	SW846 6010D <sup>1</sup>	USDA HANDBOOK 60 <sup>2</sup>
Magnesium	22.6	3.0	mg/l	1	03/23/26	03/23/26 BR	SW846 6010D <sup>1</sup>	USDA HANDBOOK 60 <sup>2</sup>
Sodium	241	6.0	mg/l	1	03/23/26	03/23/26 BR	SW846 6010D <sup>1</sup>	USDA HANDBOOK 60 <sup>2</sup>

(1) Instrument QC Batch: MA20356

(2) Prep QC Batch: MP47049

RL = Reporting Limit

## Report of Analysis

<b>Client Sample ID:</b> FS-01(2)	<b>Date Sampled:</b> 03/20/26
<b>Lab Sample ID:</b> DA80670-1A	<b>Date Received:</b> 03/20/26
<b>Matrix:</b> SO - Soil	<b>Percent Solids:</b> 82.4
<b>Project:</b> Kortum Separator Release	

### General Chemistry

Analyte	Result	RL	Units	DF	Analyzed	By	Method
Sodium Adsorption Ratio <sup>a</sup>	7.35		ratio	1	03/23/26 19:52	BR	USDA HANDBOOK 60

(a) Calculated as:  $(\text{Na meq/L}) / \sqrt{[(\text{Ca meq/L}) + (\text{Mg meq/L})/2]}$

---

RL = Reporting Limit

## Report of Analysis

<b>Client Sample ID:</b> FS-01(2)	<b>Date Sampled:</b> 03/20/26
<b>Lab Sample ID:</b> DA80670-1B	<b>Date Received:</b> 03/20/26
<b>Matrix:</b> SO - Soil	<b>Percent Solids:</b> 82.4
<b>Project:</b> Kortum Separator Release	

### Hot Water Soluble Boron Metals Analysis

Analyte	Result	RL	Units	DF	Prep	Analyzed By	Method	Prep Method
Boron	0.756	0.25	mg/l	1	03/20/26	03/23/26 BR	SW846 6010D <sup>1</sup>	HWS-B <sup>2</sup>

(1) Instrument QC Batch: MA20355

(2) Prep QC Batch: MP47036

---

RL = Reporting Limit

## Report of Analysis

<b>Client Sample ID:</b> FS-01(2)	<b>Date Sampled:</b> 03/20/26
<b>Lab Sample ID:</b> DA80670-1C	<b>Date Received:</b> 03/20/26
<b>Matrix:</b> SO - Soil	<b>Percent Solids:</b> 82.4
<b>Project:</b> Kortum Separator Release	

### Metals Analysis

Analyte	Result	RL	Units	DF	Prep	Analyzed By	Method	Prep Method
Arsenic	5.9	0.22	mg/kg	10	03/21/26	03/23/26 GS	SW846 6020B <sup>1</sup>	SW846 3050B <sup>2</sup>
Barium	206	2.2	mg/kg	10	03/21/26	03/23/26 GS	SW846 6020B <sup>1</sup>	SW846 3050B <sup>2</sup>
Cadmium	0.25	0.11	mg/kg	10	03/21/26	03/23/26 GS	SW846 6020B <sup>1</sup>	SW846 3050B <sup>2</sup>
Copper	15.4	2.2	mg/kg	10	03/21/26	03/23/26 GS	SW846 6020B <sup>1</sup>	SW846 3050B <sup>2</sup>
Lead	13.7	0.56	mg/kg	10	03/21/26	03/23/26 GS	SW846 6020B <sup>1</sup>	SW846 3050B <sup>2</sup>
Nickel	16.2	2.2	mg/kg	10	03/21/26	03/23/26 GS	SW846 6020B <sup>1</sup>	SW846 3050B <sup>2</sup>
Selenium	0.33	0.22	mg/kg	10	03/21/26	03/23/26 GS	SW846 6020B <sup>1</sup>	SW846 3050B <sup>2</sup>
Silver	< 0.11	0.11	mg/kg	10	03/21/26	03/23/26 GS	SW846 6020B <sup>1</sup>	SW846 3050B <sup>2</sup>
Zinc	46.6	11	mg/kg	10	03/21/26	03/23/26 GS	SW846 6020B <sup>1</sup>	SW846 3050B <sup>2</sup>

(1) Instrument QC Batch: MA20352

(2) Prep QC Batch: MP47037

RL = Reporting Limit

## Report of Analysis

<b>Client Sample ID:</b> FS-01(2)	<b>Date Sampled:</b> 03/20/26
<b>Lab Sample ID:</b> DA80670-1C	<b>Date Received:</b> 03/20/26
<b>Matrix:</b> SO - Soil	<b>Percent Solids:</b> 82.4
<b>Project:</b> Kortum Separator Release	

### General Chemistry

Analyte	Result	RL	Units	DF	Analyzed	By	Method
<b>pH-saturated paste method</b>							
pH <sup>a</sup>	8.04		su	1	03/21/26 21:00	SG	WREP-125,4E-SATPASTE
<b>prep: DEPT.OF AG, BOOK N9</b>							
Specific Conductivity	1.4	0.0010	mmhos/cm	1	03/22/26 10:00	SG	SM 2510B-2011 MOD
Chromium, Hexavalent <sup>b</sup>	< 0.49	0.49	mg/kg	1	03/24/26 23:48	AFL	SW846 7199

(a) Saturated paste was generated on 03/18/26.

(b) Sample was digested on 03/24/2026 Analysis performed at SGS Orlando, FL. Analysis performed at SGS Orlando, FL.

RL = Reporting Limit

## Report of Analysis

3.5  
3

<b>Client Sample ID:</b> FS-02(3)	<b>Date Sampled:</b> 03/20/26
<b>Lab Sample ID:</b> DA80670-2	<b>Date Received:</b> 03/20/26
<b>Matrix:</b> SO - Soil	<b>Percent Solids:</b> 83.8
<b>Method:</b> SW846 8260D SW846 5035A	
<b>Project:</b> Kortum Separator Release	

Run #1	File ID	DF	Analyzed	By	Prep Date	Prep Batch	Analytical Batch
Run #1	5V000711.D	1	03/21/26 02:57	RT	n/a	n/a	V5V4710
Run #2							

Run #1	Initial Weight	Final Volume
Run #1	5.09 g	5.0 ml
Run #2		

### VOA COGCC Table 915 soil list

CAS No.	Compound	Result	RL	Units	Q
71-43-2	Benzene	< 0.0012	0.0012	mg/kg	
100-41-4	Ethylbenzene	< 0.0023	0.0023	mg/kg	
108-88-3	Toluene	< 0.0023	0.0023	mg/kg	
95-63-6	1,2,4-Trimethylbenzene	< 0.0023	0.0023	mg/kg	
108-67-8	1,3,5-Trimethylbenzene	< 0.0023	0.0023	mg/kg	
	m,p-Xylene	< 0.0023	0.0023	mg/kg	
95-47-6	o-Xylene	< 0.0023	0.0023	mg/kg	
1330-20-7	Xylene (total)	< 0.0023	0.0023	mg/kg	
	TPH-GRO (C6-C10)	< 0.23	0.23	mg/kg	

CAS No.	Surrogate Recoveries	Run# 1	Run# 2	Limits
1868-53-7	Dibromofluoromethane	109%		70-130%
2037-26-5	Toluene-D8	99%		70-130%
460-00-4	4-Bromofluorobenzene	102%		70-130%
17060-07-0	1,2-Dichloroethane-D4	108%		70-130%

RL = Reporting Limit  
E = Indicates value exceeds calibration range

J = Indicates an estimated value  
B = Indicates analyte found in associated method blank  
N = Indicates presumptive evidence of a compound

# Report of Analysis

<b>Client Sample ID:</b> FS-02(3)		<b>Date Sampled:</b> 03/20/26
<b>Lab Sample ID:</b> DA80670-2		<b>Date Received:</b> 03/20/26
<b>Matrix:</b> SO - Soil		<b>Percent Solids:</b> 83.8
<b>Method:</b> SW846 8270E SW846 3570		
<b>Project:</b> Kortum Separator Release		

Run #	File ID	DF	Analyzed	By	Prep Date	Prep Batch	Analytical Batch
Run #1	6G027563.D	1	03/21/26 11:31	ZL	03/20/26 15:00	OP30559	E6G1030
Run #2							

Run #	Initial Weight	Final Volume
Run #1	5.3 g	10.0 ml
Run #2		

### COGCC Table 915-1 PAH List

CAS No.	Compound	Result	RL	Units	Q
83-32-9	Acenaphthene	< 0.0045	0.0045	mg/kg	
120-12-7	Anthracene	< 0.0045	0.0045	mg/kg	
56-55-3	Benzo(a)anthracene	< 0.0057	0.0057	mg/kg	
205-99-2	Benzo(b)fluoranthene	< 0.0045	0.0045	mg/kg	
207-08-9	Benzo(k)fluoranthene	< 0.0045	0.0045	mg/kg	
50-32-8	Benzo(a)pyrene	< 0.0045	0.0045	mg/kg	
218-01-9	Chrysene	< 0.0045	0.0045	mg/kg	
53-70-3	Dibenzo(a,h)anthracene	< 0.0045	0.0045	mg/kg	
206-44-0	Fluoranthene	< 0.0045	0.0045	mg/kg	
86-73-7	Fluorene	< 0.0045	0.0045	mg/kg	
193-39-5	Indeno(1,2,3-cd)pyrene	< 0.0045	0.0045	mg/kg	
90-12-0	1-Methylnaphthalene	< 0.0045	0.0045	mg/kg	
91-57-6	2-Methylnaphthalene	< 0.0045	0.0045	mg/kg	
91-20-3	Naphthalene	< 0.0023	0.0023	mg/kg	
129-00-0	Pyrene	< 0.0045	0.0045	mg/kg	

CAS No.	Surrogate Recoveries	Run# 1	Run# 2	Limits
321-60-8	2-Fluorobiphenyl	80%		22-138%
4165-60-0	Nitrobenzene-d5	123%		32-143%
1718-51-0	Terphenyl-d14	70%		48-149%

RL = Reporting Limit  
E = Indicates value exceeds calibration range

J = Indicates an estimated value  
B = Indicates analyte found in associated method blank  
N = Indicates presumptive evidence of a compound

## Report of Analysis

3.5  
3

<b>Client Sample ID:</b> FS-02(3)	<b>Date Sampled:</b> 03/20/26
<b>Lab Sample ID:</b> DA80670-2	<b>Date Received:</b> 03/20/26
<b>Matrix:</b> SO - Soil	<b>Percent Solids:</b> 83.8
<b>Method:</b> SW846-8015C SW846 3570	
<b>Project:</b> Kortum Separator Release	

	File ID	DF	Analyzed	By	Prep Date	Prep Batch	Analytical Batch
Run #1	FN102541.D	1	03/21/26 10:38	JB	03/20/26 15:00	OP30558	GFN662
Run #2							

	Initial Weight	Final Volume
Run #1	5.3 g	10.0 ml
Run #2		

**DRO C10-C28, ORO > C28-C36**

CAS No.	Compound	Result	RL	Units	Q
	TPH-DRO (C10-C28)	< 4.5	4.5	mg/kg	
	TPH-ORO (> C28-C36) <sup>a</sup>	< 6.8	6.8	mg/kg	

CAS No.	Surrogate Recoveries	Run# 1	Run# 2	Limits
84-15-1	o-Terphenyl	77%		30-132%

(a) Associated CCV outside of control limits high.

RL = Reporting Limit  
E = Indicates value exceeds calibration range

J = Indicates an estimated value  
B = Indicates analyte found in associated method blank  
N = Indicates presumptive evidence of a compound

# Report of Analysis

<b>Client Sample ID:</b> FS-02(3)	
<b>Lab Sample ID:</b> DA80670-2A	<b>Date Sampled:</b> 03/20/26
<b>Matrix:</b> SO - Soil	<b>Date Received:</b> 03/20/26
	<b>Percent Solids:</b> 83.8
<b>Project:</b> Kortum Separator Release	

## SAR Metals Analysis

Analyte	Result	RL	Units	DF	Prep	Analyzed By	Method	Prep Method
Calcium	213	6.0	mg/l	1	03/23/26	03/23/26 BR	SW846 6010D <sup>1</sup>	USDA HANDBOOK 60 <sup>2</sup>
Magnesium	77.2	3.0	mg/l	1	03/23/26	03/23/26 BR	SW846 6010D <sup>1</sup>	USDA HANDBOOK 60 <sup>2</sup>
Sodium	277	6.0	mg/l	1	03/23/26	03/23/26 BR	SW846 6010D <sup>1</sup>	USDA HANDBOOK 60 <sup>2</sup>

(1) Instrument QC Batch: MA20356

(2) Prep QC Batch: MP47049

RL = Reporting Limit

## Report of Analysis

<b>Client Sample ID:</b> FS-02(3)	<b>Date Sampled:</b> 03/20/26
<b>Lab Sample ID:</b> DA80670-2A	<b>Date Received:</b> 03/20/26
<b>Matrix:</b> SO - Soil	<b>Percent Solids:</b> 83.8
<b>Project:</b> Kortum Separator Release	

### General Chemistry

Analyte	Result	RL	Units	DF	Analyzed	By	Method
Sodium Adsorption Ratio <sup>a</sup>	4.13		ratio	1	03/23/26 19:53	BR	USDA HANDBOOK 60

(a) Calculated as:  $(Na \text{ meq/L}) / \sqrt{[(Ca \text{ meq/L}) + (Mg \text{ meq/L})/2]}$

---

RL = Reporting Limit

## Report of Analysis

<b>Client Sample ID:</b> FS-02(3)	
<b>Lab Sample ID:</b> DA80670-2B	<b>Date Sampled:</b> 03/20/26
<b>Matrix:</b> SO - Soil	<b>Date Received:</b> 03/20/26
	<b>Percent Solids:</b> 83.8
<b>Project:</b> Kortum Separator Release	

### Hot Water Soluble Boron Metals Analysis

Analyte	Result	RL	Units	DF	Prep	Analyzed By	Method	Prep Method
Boron	0.630	0.25	mg/l	1	03/20/26	03/23/26 BR	SW846 6010D <sup>1</sup>	HWS-B <sup>2</sup>

(1) Instrument QC Batch: MA20355

(2) Prep QC Batch: MP47036

---

RL = Reporting Limit

# Report of Analysis

<b>Client Sample ID:</b> FS-02(3)	<b>Date Sampled:</b> 03/20/26
<b>Lab Sample ID:</b> DA80670-2C	<b>Date Received:</b> 03/20/26
<b>Matrix:</b> SO - Soil	<b>Percent Solids:</b> 83.8
<b>Project:</b> Kortum Separator Release	

## Metals Analysis

Analyte	Result	RL	Units	DF	Prep	Analyzed By	Method	Prep Method
Arsenic	6.1	0.24	mg/kg	10	03/21/26	03/23/26 GS	SW846 6020B <sup>1</sup>	SW846 3050B <sup>2</sup>
Barium	180	2.4	mg/kg	10	03/21/26	03/23/26 GS	SW846 6020B <sup>1</sup>	SW846 3050B <sup>2</sup>
Cadmium	0.25	0.12	mg/kg	10	03/21/26	03/23/26 GS	SW846 6020B <sup>1</sup>	SW846 3050B <sup>2</sup>
Copper	15.6	2.4	mg/kg	10	03/21/26	03/23/26 GS	SW846 6020B <sup>1</sup>	SW846 3050B <sup>2</sup>
Lead	14.8	0.59	mg/kg	10	03/21/26	03/23/26 GS	SW846 6020B <sup>1</sup>	SW846 3050B <sup>2</sup>
Nickel	15.4	2.4	mg/kg	10	03/21/26	03/23/26 GS	SW846 6020B <sup>1</sup>	SW846 3050B <sup>2</sup>
Selenium	0.37	0.24	mg/kg	10	03/21/26	03/23/26 GS	SW846 6020B <sup>1</sup>	SW846 3050B <sup>2</sup>
Silver	< 0.12	0.12	mg/kg	10	03/21/26	03/23/26 GS	SW846 6020B <sup>1</sup>	SW846 3050B <sup>2</sup>
Zinc	53.8	12	mg/kg	10	03/21/26	03/23/26 GS	SW846 6020B <sup>1</sup>	SW846 3050B <sup>2</sup>

(1) Instrument QC Batch: MA20352

(2) Prep QC Batch: MP47037

RL = Reporting Limit



## Report of Analysis



<b>Client Sample ID:</b> FS-02(3)	<b>Date Sampled:</b> 03/20/26
<b>Lab Sample ID:</b> DA80670-2C	<b>Date Received:</b> 03/20/26
<b>Matrix:</b> SO - Soil	<b>Percent Solids:</b> 83.8
<b>Project:</b> Kortum Separator Release	

### General Chemistry

Analyte	Result	RL	Units	DF	Analyzed	By	Method
<b>pH-saturated paste method</b>							
pH <sup>a</sup>	7.72		su	1	03/21/26 21:00	SG	WREP-125,4E-SATPASTE
<b>prep: DEPT.OF AG, BOOK N9</b>							
Specific Conductivity	2.5	0.0010	mmhos/cm	1	03/22/26 10:00	SG	SM 2510B-2011 MOD
Chromium, Hexavalent <sup>b</sup>	< 0.46	0.46	mg/kg	1	03/24/26 21:58	AFL	SW846 7199

(a) Saturated paste was generated on 03/18/26.

(b) Sample was digested on 03/24/2026 Analysis performed at SGS Orlando, FL. Analysis performed at SGS Orlando, FL.

RL = Reporting Limit

## Report of Analysis

<b>Client Sample ID:</b> FS-03(3)	<b>Date Sampled:</b> 03/20/26
<b>Lab Sample ID:</b> DA80670-3	<b>Date Received:</b> 03/20/26
<b>Matrix:</b> SO - Soil	<b>Percent Solids:</b> 83.0
<b>Method:</b> SW846 8260D SW846 5035A	
<b>Project:</b> Kortum Separator Release	

Run #1	File ID	DF	Analyzed	By	Prep Date	Prep Batch	Analytical Batch
Run #1	5V000712.D	1	03/21/26 03:20	RT	n/a	n/a	V5V4710
Run #2							

Run #1	Initial Weight	Final Volume
Run #1	5.06 g	5.0 ml
Run #2		

### VOA COGCC Table 915 soil list

CAS No.	Compound	Result	RL	Units	Q
71-43-2	Benzene	< 0.0012	0.0012	mg/kg	
100-41-4	Ethylbenzene	< 0.0024	0.0024	mg/kg	
108-88-3	Toluene	< 0.0024	0.0024	mg/kg	
95-63-6	1,2,4-Trimethylbenzene	< 0.0024	0.0024	mg/kg	
108-67-8	1,3,5-Trimethylbenzene	< 0.0024	0.0024	mg/kg	
	m,p-Xylene	< 0.0024	0.0024	mg/kg	
95-47-6	o-Xylene	< 0.0024	0.0024	mg/kg	
1330-20-7	Xylene (total)	< 0.0024	0.0024	mg/kg	
	TPH-GRO (C6-C10)	< 0.24	0.24	mg/kg	

CAS No.	Surrogate Recoveries	Run# 1	Run# 2	Limits
1868-53-7	Dibromofluoromethane	107%		70-130%
2037-26-5	Toluene-D8	99%		70-130%
460-00-4	4-Bromofluorobenzene	102%		70-130%
17060-07-0	1,2-Dichloroethane-D4	102%		70-130%

RL = Reporting Limit  
E = Indicates value exceeds calibration range

J = Indicates an estimated value  
B = Indicates analyte found in associated method blank  
N = Indicates presumptive evidence of a compound

# Report of Analysis

<b>Client Sample ID:</b> FS-03(3)		<b>Date Sampled:</b> 03/20/26
<b>Lab Sample ID:</b> DA80670-3		<b>Date Received:</b> 03/20/26
<b>Matrix:</b> SO - Soil		<b>Percent Solids:</b> 83.0
<b>Method:</b> SW846 8270E SW846 3570		
<b>Project:</b> Kortum Separator Release		

Run #	File ID	DF	Analyzed	By	Prep Date	Prep Batch	Analytical Batch
Run #1	6G027564.D	1	03/21/26 11:51	ZL	03/20/26 15:00	OP30559	E6G1030
Run #2							

Run #	Initial Weight	Final Volume
Run #1	5.1 g	10.0 ml
Run #2		

### COGCC Table 915-1 PAH List

CAS No.	Compound	Result	RL	Units	Q
83-32-9	Acenaphthene	< 0.0047	0.0047	mg/kg	
120-12-7	Anthracene	< 0.0047	0.0047	mg/kg	
56-55-3	Benzo(a)anthracene	< 0.0059	0.0059	mg/kg	
205-99-2	Benzo(b)fluoranthene	< 0.0047	0.0047	mg/kg	
207-08-9	Benzo(k)fluoranthene	< 0.0047	0.0047	mg/kg	
50-32-8	Benzo(a)pyrene	< 0.0047	0.0047	mg/kg	
218-01-9	Chrysene	< 0.0047	0.0047	mg/kg	
53-70-3	Dibenzo(a,h)anthracene	< 0.0047	0.0047	mg/kg	
206-44-0	Fluoranthene	< 0.0047	0.0047	mg/kg	
86-73-7	Fluorene	< 0.0047	0.0047	mg/kg	
193-39-5	Indeno(1,2,3-cd)pyrene	< 0.0047	0.0047	mg/kg	
90-12-0	1-Methylnaphthalene	< 0.0047	0.0047	mg/kg	
91-57-6	2-Methylnaphthalene	< 0.0047	0.0047	mg/kg	
91-20-3	Naphthalene	< 0.0024	0.0024	mg/kg	
129-00-0	Pyrene	< 0.0047	0.0047	mg/kg	

CAS No.	Surrogate Recoveries	Run# 1	Run# 2	Limits
321-60-8	2-Fluorobiphenyl	69%		22-138%
4165-60-0	Nitrobenzene-d5	92%		32-143%
1718-51-0	Terphenyl-d14	81%		48-149%

RL = Reporting Limit  
E = Indicates value exceeds calibration range

J = Indicates an estimated value  
B = Indicates analyte found in associated method blank  
N = Indicates presumptive evidence of a compound

## Report of Analysis

3.9  
3

<b>Client Sample ID:</b> FS-03(3)	<b>Date Sampled:</b> 03/20/26
<b>Lab Sample ID:</b> DA80670-3	<b>Date Received:</b> 03/20/26
<b>Matrix:</b> SO - Soil	<b>Percent Solids:</b> 83.0
<b>Method:</b> SW846-8015C SW846 3570	
<b>Project:</b> Kortum Separator Release	

	File ID	DF	Analyzed	By	Prep Date	Prep Batch	Analytical Batch
Run #1	FN102542.D	1	03/21/26 10:52	JB	03/20/26 15:00	OP30558	GFN662
Run #2							

	Initial Weight	Final Volume
Run #1	5.1 g	10.0 ml
Run #2		

**DRO C10-C28, ORO > C28-C36**

CAS No.	Compound	Result	RL	Units	Q
	TPH-DRO (C10-C28)	< 4.7	4.7	mg/kg	
	TPH-ORO (> C28-C36) <sup>a</sup>	< 7.1	7.1	mg/kg	

CAS No.	Surrogate Recoveries	Run# 1	Run# 2	Limits
84-15-1	o-Terphenyl	86%		30-132%

(a) Associated CCV outside of control limits high.

RL = Reporting Limit  
E = Indicates value exceeds calibration range

J = Indicates an estimated value  
B = Indicates analyte found in associated method blank  
N = Indicates presumptive evidence of a compound

# Report of Analysis

<b>Client Sample ID:</b> FS-03(3)	<b>Date Sampled:</b> 03/20/26
<b>Lab Sample ID:</b> DA80670-3A	<b>Date Received:</b> 03/20/26
<b>Matrix:</b> SO - Soil	<b>Percent Solids:</b> 83.0
<b>Project:</b> Kortum Separator Release	

## SAR Metals Analysis

Analyte	Result	RL	Units	DF	Prep	Analyzed By	Method	Prep Method
Calcium	177	6.0	mg/l	1	03/23/26	03/23/26 BR	SW846 6010D <sup>1</sup>	USDA HANDBOOK 60 <sup>2</sup>
Magnesium	59.3	3.0	mg/l	1	03/23/26	03/23/26 BR	SW846 6010D <sup>1</sup>	USDA HANDBOOK 60 <sup>2</sup>
Sodium	141	6.0	mg/l	1	03/23/26	03/23/26 BR	SW846 6010D <sup>1</sup>	USDA HANDBOOK 60 <sup>2</sup>

(1) Instrument QC Batch: MA20356

(2) Prep QC Batch: MP47049

RL = Reporting Limit

## Report of Analysis

<b>Client Sample ID:</b> FS-03(3)	<b>Date Sampled:</b> 03/20/26
<b>Lab Sample ID:</b> DA80670-3A	<b>Date Received:</b> 03/20/26
<b>Matrix:</b> SO - Soil	<b>Percent Solids:</b> 83.0
<b>Project:</b> Kortum Separator Release	

### General Chemistry

Analyte	Result	RL	Units	DF	Analyzed	By	Method
Sodium Adsorption Ratio <sup>a</sup>	2.34		ratio	1	03/23/26 19:55	BR	USDA HANDBOOK 60

(a) Calculated as:  $(Na \text{ meq/L}) / \sqrt{[(Ca \text{ meq/L}) + (Mg \text{ meq/L})/2]}$

---

RL = Reporting Limit

## Report of Analysis

<b>Client Sample ID:</b> FS-03(3)	<b>Date Sampled:</b> 03/20/26
<b>Lab Sample ID:</b> DA80670-3B	<b>Date Received:</b> 03/20/26
<b>Matrix:</b> SO - Soil	<b>Percent Solids:</b> 83.0
<b>Project:</b> Kortum Separator Release	

### Hot Water Soluble Boron Metals Analysis

Analyte	Result	RL	Units	DF	Prep	Analyzed By	Method	Prep Method
Boron	0.841	0.25	mg/l	1	03/20/26	03/23/26 BR	SW846 6010D <sup>1</sup>	HWS-B <sup>2</sup>

(1) Instrument QC Batch: MA20355

(2) Prep QC Batch: MP47036

---

RL = Reporting Limit

## Report of Analysis

<b>Client Sample ID:</b> FS-03(3) <b>Lab Sample ID:</b> DA80670-3C <b>Matrix:</b> SO - Soil <b>Project:</b> Kortum Separator Release	<b>Date Sampled:</b> 03/20/26 <b>Date Received:</b> 03/20/26 <b>Percent Solids:</b> 83.0
---	--

### Metals Analysis

Analyte	Result	RL	Units	DF	Prep	Analyzed By	Method	Prep Method
Arsenic	5.3	0.23	mg/kg	10	03/21/26	03/23/26 GS	SW846 6020B <sup>1</sup>	SW846 3050B <sup>2</sup>
Barium	187	2.3	mg/kg	10	03/21/26	03/23/26 GS	SW846 6020B <sup>1</sup>	SW846 3050B <sup>2</sup>
Cadmium	0.26	0.11	mg/kg	10	03/21/26	03/23/26 GS	SW846 6020B <sup>1</sup>	SW846 3050B <sup>2</sup>
Copper	13.7	2.3	mg/kg	10	03/21/26	03/23/26 GS	SW846 6020B <sup>1</sup>	SW846 3050B <sup>2</sup>
Lead	12.0	0.57	mg/kg	10	03/21/26	03/23/26 GS	SW846 6020B <sup>1</sup>	SW846 3050B <sup>2</sup>
Nickel	13.5	2.3	mg/kg	10	03/21/26	03/23/26 GS	SW846 6020B <sup>1</sup>	SW846 3050B <sup>2</sup>
Selenium	0.38	0.23	mg/kg	10	03/21/26	03/23/26 GS	SW846 6020B <sup>1</sup>	SW846 3050B <sup>2</sup>
Silver	< 0.11	0.11	mg/kg	10	03/21/26	03/23/26 GS	SW846 6020B <sup>1</sup>	SW846 3050B <sup>2</sup>
Zinc	41.2	11	mg/kg	10	03/21/26	03/23/26 GS	SW846 6020B <sup>1</sup>	SW846 3050B <sup>2</sup>

(1) Instrument QC Batch: MA20352

(2) Prep QC Batch: MP47038

---

RL = Reporting Limit

## Report of Analysis

<b>Client Sample ID:</b> FS-03(3)		<b>Date Sampled:</b> 03/20/26
<b>Lab Sample ID:</b> DA80670-3C		<b>Date Received:</b> 03/20/26
<b>Matrix:</b> SO - Soil		<b>Percent Solids:</b> 83.0
<b>Project:</b> Kortum Separator Release		

### General Chemistry

Analyte	Result	RL	Units	DF	Analyzed	By	Method
<b>pH-saturated paste method</b>							
pH <sup>a</sup>	7.68		su	1	03/21/26 21:00	SG	WREP-125,4E-SATPASTE
<b>prep: DEPT.OF AG, BOOK N9</b>							
Specific Conductivity	2.0	0.0010	mmhos/cm	1	03/22/26 10:00	SG	SM 2510B-2011 MOD
Chromium, Hexavalent <sup>b</sup>	< 0.49	0.49	mg/kg	1	03/25/26 00:11	AFL	SW846 7199

(a) Saturated paste was generated on 03/18/26.

(b) Sample was digested on 03/24/2026 Analysis performed at SGS Orlando, FL. Analysis performed at SGS Orlando, FL.

RL = Reporting Limit

## Report of Analysis

<b>Client Sample ID:</b> FS-06(2)	<b>Date Sampled:</b> 03/20/26
<b>Lab Sample ID:</b> DA80670-4	<b>Date Received:</b> 03/20/26
<b>Matrix:</b> SO - Soil	<b>Percent Solids:</b> 82.1
<b>Method:</b> SW846 8260D SW846 5035A	
<b>Project:</b> Kortum Separator Release	

Run #1	File ID	DF	Analyzed	By	Prep Date	Prep Batch	Analytical Batch
Run #1	4V44464.D	1	03/20/26 20:34	RT	n/a	n/a	V4V2123
Run #2							

Run #1	Initial Weight	Final Volume
Run #1	5.00 g	5.0 ml
Run #2		

### VOA COGCC Table 915 soil list

CAS No.	Compound	Result	RL	Units	Q
71-43-2	Benzene	< 0.0012	0.0012	mg/kg	
100-41-4	Ethylbenzene	< 0.0024	0.0024	mg/kg	
108-88-3	Toluene	< 0.0024	0.0024	mg/kg	
95-63-6	1,2,4-Trimethylbenzene	< 0.0024	0.0024	mg/kg	
108-67-8	1,3,5-Trimethylbenzene	< 0.0024	0.0024	mg/kg	
	m,p-Xylene	< 0.0024	0.0024	mg/kg	
95-47-6	o-Xylene	< 0.0024	0.0024	mg/kg	
1330-20-7	Xylene (total)	< 0.0024	0.0024	mg/kg	
	TPH-GRO (C6-C10)	< 0.24	0.24	mg/kg	

CAS No.	Surrogate Recoveries	Run# 1	Run# 2	Limits
1868-53-7	Dibromofluoromethane	117%		70-130%
2037-26-5	Toluene-D8	95%		70-130%
460-00-4	4-Bromofluorobenzene	86%		70-130%
17060-07-0	1,2-Dichloroethane-D4	107%		70-130%

RL = Reporting Limit  
 E = Indicates value exceeds calibration range

J = Indicates an estimated value  
 B = Indicates analyte found in associated method blank  
 N = Indicates presumptive evidence of a compound

# Report of Analysis

<b>Client Sample ID:</b> FS-06(2)		<b>Date Sampled:</b> 03/20/26
<b>Lab Sample ID:</b> DA80670-4		<b>Date Received:</b> 03/20/26
<b>Matrix:</b> SO - Soil		<b>Percent Solids:</b> 82.1
<b>Method:</b> SW846 8270E SW846 3570		
<b>Project:</b> Kortum Separator Release		

Run #	File ID	DF	Analyzed	By	Prep Date	Prep Batch	Analytical Batch
Run #1	6G027565.D	1	03/21/26 12:11	ZL	03/20/26 15:00	OP30559	E6G1030
Run #2							

Run #	Initial Weight	Final Volume
Run #1	5.2 g	10.0 ml
Run #2		

### COGCC Table 915-1 PAH List

CAS No.	Compound	Result	RL	Units	Q
83-32-9	Acenaphthene	< 0.0047	0.0047	mg/kg	
120-12-7	Anthracene	< 0.0047	0.0047	mg/kg	
56-55-3	Benzo(a)anthracene	< 0.0059	0.0059	mg/kg	
205-99-2	Benzo(b)fluoranthene	< 0.0047	0.0047	mg/kg	
207-08-9	Benzo(k)fluoranthene	< 0.0047	0.0047	mg/kg	
50-32-8	Benzo(a)pyrene	< 0.0047	0.0047	mg/kg	
218-01-9	Chrysene	< 0.0047	0.0047	mg/kg	
53-70-3	Dibenzo(a,h)anthracene	< 0.0047	0.0047	mg/kg	
206-44-0	Fluoranthene	< 0.0047	0.0047	mg/kg	
86-73-7	Fluorene	< 0.0047	0.0047	mg/kg	
193-39-5	Indeno(1,2,3-cd)pyrene	< 0.0047	0.0047	mg/kg	
90-12-0	1-Methylnaphthalene	< 0.0047	0.0047	mg/kg	
91-57-6	2-Methylnaphthalene	< 0.0047	0.0047	mg/kg	
91-20-3	Naphthalene	< 0.0023	0.0023	mg/kg	
129-00-0	Pyrene	< 0.0047	0.0047	mg/kg	

CAS No.	Surrogate Recoveries	Run# 1	Run# 2	Limits
321-60-8	2-Fluorobiphenyl	73%		22-138%
4165-60-0	Nitrobenzene-d5	101%		32-143%
1718-51-0	Terphenyl-d14	76%		48-149%

RL = Reporting Limit  
E = Indicates value exceeds calibration range

J = Indicates an estimated value  
B = Indicates analyte found in associated method blank  
N = Indicates presumptive evidence of a compound

## Report of Analysis

<b>Client Sample ID:</b> FS-06(2)		
<b>Lab Sample ID:</b> DA80670-4		<b>Date Sampled:</b> 03/20/26
<b>Matrix:</b> SO - Soil		<b>Date Received:</b> 03/20/26
<b>Method:</b> SW846-8015C SW846 3570		<b>Percent Solids:</b> 82.1
<b>Project:</b> Kortum Separator Release		

	File ID	DF	Analyzed	By	Prep Date	Prep Batch	Analytical Batch
Run #1	FN102543.D	1	03/21/26 11:05	JB	03/20/26 15:00	OP30558	GFN662
Run #2							

	Initial Weight	Final Volume
Run #1	5.2 g	10.0 ml
Run #2		

### DRO C10-C28, ORO > C28-C36

CAS No.	Compound	Result	RL	Units	Q
	TPH-DRO (C10-C28)	< 4.7	4.7	mg/kg	
	TPH-ORO (> C28-C36) <sup>a</sup>	< 7.0	7.0	mg/kg	

CAS No.	Surrogate Recoveries	Run# 1	Run# 2	Limits
84-15-1	o-Terphenyl	79%		30-132%

(a) Associated CCV outside of control limits high.

RL = Reporting Limit  
E = Indicates value exceeds calibration range

J = Indicates an estimated value  
B = Indicates analyte found in associated method blank  
N = Indicates presumptive evidence of a compound

## Report of Analysis

<b>Client Sample ID:</b> FS-06(2)	<b>Date Sampled:</b> 03/20/26
<b>Lab Sample ID:</b> DA80670-4A	<b>Date Received:</b> 03/20/26
<b>Matrix:</b> SO - Soil	<b>Percent Solids:</b> 82.1
<b>Project:</b> Kortum Separator Release	

### SAR Metals Analysis

Analyte	Result	RL	Units	DF	Prep	Analyzed By	Method	Prep Method
Calcium	516	6.0	mg/l	1	03/23/26	03/23/26 BR	SW846 6010D <sup>1</sup>	USDA HANDBOOK 60 <sup>2</sup>
Magnesium	192	3.0	mg/l	1	03/23/26	03/23/26 BR	SW846 6010D <sup>1</sup>	USDA HANDBOOK 60 <sup>2</sup>
Sodium	542	6.0	mg/l	1	03/23/26	03/23/26 BR	SW846 6010D <sup>1</sup>	USDA HANDBOOK 60 <sup>2</sup>

(1) Instrument QC Batch: MA20356

(2) Prep QC Batch: MP47049

RL = Reporting Limit

## Report of Analysis

<b>Client Sample ID:</b> FS-06(2)	<b>Date Sampled:</b> 03/20/26
<b>Lab Sample ID:</b> DA80670-4A	<b>Date Received:</b> 03/20/26
<b>Matrix:</b> SO - Soil	<b>Percent Solids:</b> 82.1
<b>Project:</b> Kortum Separator Release	

### General Chemistry

Analyte	Result	RL	Units	DF	Analyzed	By	Method
Sodium Adsorption Ratio <sup>a</sup>	5.17		ratio	1	03/23/26 19:57	BR	USDA HANDBOOK 60

(a) Calculated as:  $(Na \text{ meq/L}) / \sqrt{[(Ca \text{ meq/L}) + (Mg \text{ meq/L})/2]}$

---

RL = Reporting Limit

## Report of Analysis

<b>Client Sample ID:</b> FS-06(2)	<b>Date Sampled:</b> 03/20/26
<b>Lab Sample ID:</b> DA80670-4B	<b>Date Received:</b> 03/20/26
<b>Matrix:</b> SO - Soil	<b>Percent Solids:</b> 82.1
<b>Project:</b> Kortum Separator Release	

### Hot Water Soluble Boron Metals Analysis

Analyte	Result	RL	Units	DF	Prep	Analyzed By	Method	Prep Method
Boron	1.36	0.25	mg/l	1	03/20/26	03/23/26 BR	SW846 6010D <sup>1</sup>	HWS-B <sup>2</sup>

(1) Instrument QC Batch: MA20355

(2) Prep QC Batch: MP47036

---

RL = Reporting Limit

## Report of Analysis

<b>Client Sample ID:</b> FS-06(2)	<b>Date Sampled:</b> 03/20/26
<b>Lab Sample ID:</b> DA80670-4C	<b>Date Received:</b> 03/20/26
<b>Matrix:</b> SO - Soil	<b>Percent Solids:</b> 82.1
<b>Project:</b> Kortum Separator Release	

### Metals Analysis

Analyte	Result	RL	Units	DF	Prep	Analyzed By	Method	Prep Method
Arsenic	4.3	0.21	mg/kg	10	03/21/26	03/23/26 GS	SW846 6020B <sup>1</sup>	SW846 3050B <sup>2</sup>
Barium	255	2.1	mg/kg	10	03/21/26	03/23/26 GS	SW846 6020B <sup>1</sup>	SW846 3050B <sup>2</sup>
Cadmium	0.21	0.11	mg/kg	10	03/21/26	03/23/26 GS	SW846 6020B <sup>1</sup>	SW846 3050B <sup>2</sup>
Copper	16.5	2.1	mg/kg	10	03/21/26	03/23/26 GS	SW846 6020B <sup>1</sup>	SW846 3050B <sup>2</sup>
Lead	14.8	0.53	mg/kg	10	03/21/26	03/23/26 GS	SW846 6020B <sup>1</sup>	SW846 3050B <sup>2</sup>
Nickel	13.0	2.1	mg/kg	10	03/21/26	03/23/26 GS	SW846 6020B <sup>1</sup>	SW846 3050B <sup>2</sup>
Selenium	0.59	0.21	mg/kg	10	03/21/26	03/23/26 GS	SW846 6020B <sup>1</sup>	SW846 3050B <sup>2</sup>
Silver	< 0.11	0.11	mg/kg	10	03/21/26	03/23/26 GS	SW846 6020B <sup>1</sup>	SW846 3050B <sup>2</sup>
Zinc	44.0	11	mg/kg	10	03/21/26	03/23/26 GS	SW846 6020B <sup>1</sup>	SW846 3050B <sup>2</sup>

(1) Instrument QC Batch: MA20352

(2) Prep QC Batch: MP47038

RL = Reporting Limit

## Report of Analysis

<b>Client Sample ID:</b> FS-06(2)	<b>Date Sampled:</b> 03/20/26
<b>Lab Sample ID:</b> DA80670-4C	<b>Date Received:</b> 03/20/26
<b>Matrix:</b> SO - Soil	<b>Percent Solids:</b> 82.1
<b>Project:</b> Kortum Separator Release	

### General Chemistry

Analyte	Result	RL	Units	DF	Analyzed	By	Method
<b>pH-saturated paste method</b>							
pH <sup>a</sup>	8.53		su	1	03/21/26 21:00	SG	WREP-125,4E-SATPASTE
<b>prep: DEPT.OF AG, BOOK N9</b>							
Specific Conductivity	4.8	0.0010	mmhos/cm	1	03/22/26 10:00	SG	SM 2510B-2011 MOD
Chromium, Hexavalent <sup>b</sup>	< 0.50	0.50	mg/kg	1	03/25/26 00:55	AFL	SW846 7199

(a) Saturated paste was generated on 03/18/26.

(b) Sample was digested on 03/24/2026 Analysis performed at SGS Orlando, FL. Analysis performed at SGS Orlando, FL.

RL = Reporting Limit

Misc. Forms

---

Custody Documents and Other Forms

---

Includes the following where applicable:

- Chain of Custody



## SGS Sample Receipt Summary

Job Number: da80670

Client: CHEVRON/FREEMONT

Project: KORTUM SEPERATOR RELEASE

Date / Time Received: 3/20/2026 6:00:00 PM

Delivery Method: co

Airbill #'s: \_\_\_\_\_

Cooler Temps (Raw Measured) °C: Cooler 1: (4.0);

Cooler Temps (Corrected) °C: Cooler 1: (4.0);

**Cooler Informatio**

Y or N

- 1. Custody Seals Present:
- 2. Custody Seals Intact:
- 3. Temp criteria achieved:
- 4. Cooler temp verification: IR Gun
- 5. Cooler media: Ice (Bag)

**Trip Blank Information**

Y or N N/A

- 1. Trip Blank present / cooler:
- 2. Trip Blank listed on COC:

W or S N/A

- 3. Type of TB Received:

**Sample Information**

Y or N N/A

- 1. Sample labels present on bottles:
- 2. Samples presented properly:
- 3. Sufficient volume/containers recv'd for analysis:
- 4. Condition of sample: Intact
- 5. Sample recv'd within HT:
- 6. Dates/Times/IDs on COC match sample label:
- 7. VOCs have headspace:
- 8. Bottles received for unspecified tests:
- 9. Compositing instructions clear:
- 10. Voa Soil Kits/Jars received past 48hrs?
- 11. % Solids Jar Received?

**Misc Information**

Number of Encores: 25 Gram 5 Gram Number of Lab Filtered Metals  
 Test Strip Lot #: pH 0-3: \_\_\_\_\_ pH 10-12: \_\_\_\_\_ Other: (Specify) \_\_\_\_\_  
 Residual Chlorine Test Strip Lot: \_\_\_\_\_

Comments

SM001

Rev. Date 05/04/17

Technician: JEREMYD

Date: 3/20/2026 5:20:21 PM

Reviewer: \_\_\_\_\_

Date: \_\_\_\_\_

DA80670: Chain of Custody

Page 2 of 2

4.1  
4

MS Volatiles

QC Data Summaries

---

Includes the following where applicable:

- Method Blank Summaries
- Blank Spike Summaries
- Matrix Spike and Duplicate Summaries

## Method Blank Summary

**Job Number:** DA80670  
**Account:** CHEVFREE Chevron/Fremont  
**Project:** Kortum Separator Release

Sample	File ID	DF	Analyzed	By	Prep Date	Prep Batch	Analytical Batch
V4V2123-MB	4V44457.D	1	03/20/26	RT	n/a	n/a	V4V2123

The QC reported here applies to the following samples:

Method: SW846 8260D

DA80670-4

CAS No.	Compound	Result	RL	Units	Q
71-43-2	Benzene	ND	1.0	ug/kg	
100-41-4	Ethylbenzene	ND	2.0	ug/kg	
108-88-3	Toluene	ND	2.0	ug/kg	
95-63-6	1,2,4-Trimethylbenzene	ND	2.0	ug/kg	
108-67-8	1,3,5-Trimethylbenzene	ND	2.0	ug/kg	
	m,p-Xylene	ND	2.0	ug/kg	
95-47-6	o-Xylene	ND	2.0	ug/kg	
1330-20-7	Xylene (total)	ND	2.0	ug/kg	
	TPH-GRO (C6-C10)	ND	200	ug/kg	

CAS No.	Surrogate Recoveries	Limits	
1868-53-7	Dibromofluoromethane	110%	70-130%
2037-26-5	Toluene-D8	95%	70-130%
460-00-4	4-Bromofluorobenzene	86%	70-130%
17060-07-0	1,2-Dichloroethane-D4	104%	70-130%

## Method Blank Summary

**Job Number:** DA80670  
**Account:** CHEVFREE Chevron/Fremont  
**Project:** Kortum Separator Release

Sample	File ID	DF	Analyzed	By	Prep Date	Prep Batch	Analytical Batch
V5V4710-MB	5V000688.D	1	03/20/26	RT	n/a	n/a	V5V4710

The QC reported here applies to the following samples:

Method: SW846 8260D

DA80670-1, DA80670-2, DA80670-3

CAS No.	Compound	Result	RL	Units	Q
71-43-2	Benzene	ND	1.0	ug/kg	
100-41-4	Ethylbenzene	ND	2.0	ug/kg	
108-88-3	Toluene	ND	2.0	ug/kg	
95-63-6	1,2,4-Trimethylbenzene	ND	2.0	ug/kg	
108-67-8	1,3,5-Trimethylbenzene	ND	2.0	ug/kg	
	m,p-Xylene	ND	2.0	ug/kg	
95-47-6	o-Xylene	ND	2.0	ug/kg	
1330-20-7	Xylene (total)	ND	2.0	ug/kg	
	TPH-GRO (C6-C10)	ND	200	ug/kg	

CAS No.	Surrogate Recoveries	Limits	
1868-53-7	Dibromofluoromethane	106%	70-130%
2037-26-5	Toluene-D8	100%	70-130%
460-00-4	4-Bromofluorobenzene	103%	70-130%
17060-07-0	1,2-Dichloroethane-D4	107%	70-130%

# Blank Spike Summary

**Job Number:** DA80670  
**Account:** CHEVFREE Chevron/Fremont  
**Project:** Kortum Separator Release

Sample	File ID	DF	Analyzed	By	Prep Date	Prep Batch	Analytical Batch
V4V2123-BS	4V44455.D	1	03/20/26	RT	n/a	n/a	V4V2123

The QC reported here applies to the following samples:

Method: SW846 8260D

DA80670-4

CAS No.	Compound	Spike ug/kg	BSP ug/kg	BSP %	Limits
71-43-2	Benzene	50	43.2	86	70-130
100-41-4	Ethylbenzene	50	47.3	95	70-130
108-88-3	Toluene	50	42.8	86	70-130
95-63-6	1,2,4-Trimethylbenzene	50	45.6	91	70-134
108-67-8	1,3,5-Trimethylbenzene	50	45.2	90	70-134
	m,p-Xylene	100	97.1	97	70-130
95-47-6	o-Xylene	50	51.6	103	70-136
1330-20-7	Xylene (total)	150	149	99	70-131

CAS No.	Surrogate Recoveries	BSP	Limits
1868-53-7	Dibromofluoromethane	103%	70-130%
2037-26-5	Toluene-D8	99%	70-130%
460-00-4	4-Bromofluorobenzene	98%	70-130%
17060-07-0	1,2-Dichloroethane-D4	98%	70-130%

\* = Outside of Control Limits.

# Blank Spike Summary

**Job Number:** DA80670  
**Account:** CHEVFREE Chevron/Fremont  
**Project:** Kortum Separator Release

Sample	File ID	DF	Analyzed	By	Prep Date	Prep Batch	Analytical Batch
V5V4710-BS	5V000686.D	1	03/20/26	RT	n/a	n/a	V5V4710

The QC reported here applies to the following samples:

Method: SW846 8260D

DA80670-1, DA80670-2, DA80670-3

CAS No.	Compound	Spike ug/kg	BSP ug/kg	BSP %	Limits
71-43-2	Benzene	50	42.2	84	70-130
100-41-4	Ethylbenzene	50	44.1	88	70-130
108-88-3	Toluene	50	42.3	85	70-130
95-63-6	1,2,4-Trimethylbenzene	50	45.5	91	70-134
108-67-8	1,3,5-Trimethylbenzene	50	45.4	91	70-134
	m,p-Xylene	100	86.3	86	70-130
95-47-6	o-Xylene	50	44.3	89	70-136
1330-20-7	Xylene (total)	150	131	87	70-131

CAS No.	Surrogate Recoveries	BSP	Limits
1868-53-7	Dibromofluoromethane	103%	70-130%
2037-26-5	Toluene-D8	99%	70-130%
460-00-4	4-Bromofluorobenzene	102%	70-130%
17060-07-0	1,2-Dichloroethane-D4	99%	70-130%

\* = Outside of Control Limits.

# Blank Spike Summary

**Job Number:** DA80670  
**Account:** CHEVFREE Chevron/Fremont  
**Project:** Kortum Separator Release

Sample	File ID	DF	Analyzed	By	Prep Date	Prep Batch	Analytical Batch
V4V2123-BS	4V44456.D	1	03/20/26	RT	n/a	n/a	V4V2123

The QC reported here applies to the following samples:

Method: SW846 8260D

DA80670-4

CAS No.	Compound	Spike ug/kg	BSP ug/kg	BSP %	Limits
	TPH-GRO (C6-C10)	2000	1630	82	64-144

CAS No.	Surrogate Recoveries	BSP	Limits
1868-53-7	Dibromofluoromethane	107%	70-130%
2037-26-5	Toluene-D8	98%	70-130%
460-00-4	4-Bromofluorobenzene	89%	70-130%
17060-07-0	1,2-Dichloroethane-D4	101%	70-130%

\* = Outside of Control Limits.

# Blank Spike Summary

**Job Number:** DA80670  
**Account:** CHEVFREE Chevron/Fremont  
**Project:** Kortum Separator Release

Sample	File ID	DF	Analyzed	By	Prep Date	Prep Batch	Analytical Batch
V5V4710-BS	5V000687.D	1	03/20/26	RT	n/a	n/a	V5V4710

The QC reported here applies to the following samples:

Method: SW846 8260D

DA80670-1, DA80670-2, DA80670-3

CAS No.	Compound	Spike ug/kg	BSP ug/kg	BSP %	Limits
	TPH-GRO (C6-C10)	2000	2150	108	64-144

CAS No.	Surrogate Recoveries	BSP	Limits
1868-53-7	Dibromofluoromethane	103%	70-130%
2037-26-5	Toluene-D8	99%	70-130%
460-00-4	4-Bromofluorobenzene	102%	70-130%
17060-07-0	1,2-Dichloroethane-D4	104%	70-130%

\* = Outside of Control Limits.

# Matrix Spike/Matrix Spike Duplicate Summary

**Job Number:** DA80670  
**Account:** CHEVFREE Chevron/Fremont  
**Project:** Kortum Separator Release

Sample	File ID	DF	Analyzed	By	Prep Date	Prep Batch	Analytical Batch
DA80557-10MS	4V44460.D	1	03/20/26	RT	n/a	n/a	V4V2123
DA80557-10MSD	4V44461.D	1	03/20/26	RT	n/a	n/a	V4V2123
DA80557-10	4V44458.D	1	03/20/26	RT	n/a	n/a	V4V2123

The QC reported here applies to the following samples:

Method: SW846 8260D

DA80670-4

CAS No.	Compound	DA80557-10 Spike		MS	MS	Spike	MSD	MSD	RPD	Limits
		ug/kg	Q ug/kg	ug/kg	%	ug/kg	ug/kg	%		Rec/RPD
71-43-2	Benzene	< 1.1	54.8	47.8	87	53.2	48.0	90	0	44-150/44
100-41-4	Ethylbenzene	< 2.1	54.8	49.6	91	53.2	49.5	93	0	41-149/49
108-88-3	Toluene	< 2.1	54.8	45.3	83	53.2	45.3	85	0	40-149/47
95-63-6	1,2,4-Trimethylbenzene	< 2.1	54.8	47.0	86	53.2	48.7	92	4	26-164/57
108-67-8	1,3,5-Trimethylbenzene	< 2.1	54.8	46.7	85	53.2	48.5	91	4	30-161/60
	m,p-Xylene	< 2.1	110	101	92	106	100	94	1	36-152/49
95-47-6	o-Xylene	< 2.1	54.8	57.1	104	53.2	57.2	108	0	33-168/49
1330-20-7	Xylene (total)	< 2.1	164	158	96	160	157	98	1	36-157/49

CAS No.	Surrogate Recoveries	MS	MSD	DA80557-10 Limits	
1868-53-7	Dibromofluoromethane	112%	111%	109%	70-130%
2037-26-5	Toluene-D8	96%	98%	97%	70-130%
460-00-4	4-Bromofluorobenzene	91%	94%	88%	70-130%
17060-07-0	1,2-Dichloroethane-D4	101%	104%	100%	70-130%

\* = Outside of Control Limits.

5.3.1  
5

# Matrix Spike/Matrix Spike Duplicate Summary

**Job Number:** DA80670  
**Account:** CHEVFREE Chevron/Fremont  
**Project:** Kortum Separator Release

Sample	File ID	DF	Analyzed	By	Prep Date	Prep Batch	Analytical Batch
DA80656-1MS	5V000691.D	1	03/20/26	RT	n/a	n/a	V5V4710
DA80656-1MSD	5V000692.D	1	03/20/26	RT	n/a	n/a	V5V4710
DA80656-1	5V000689.D	1	03/20/26	RT	n/a	n/a	V5V4710

The QC reported here applies to the following samples:

Method: SW846 8260D

DA80670-1, DA80670-2, DA80670-3

CAS No.	Compound	DA80656-1 ug/kg	Spike Q ug/kg	MS ug/kg	MS %	Spike ug/kg	MSD ug/kg	MSD %	RPD	Limits Rec/RPD
71-43-2	Benzene	< 1.3	64.4	61.1	95	64.9	58.7	90	4	44-150/44
100-41-4	Ethylbenzene	< 2.6	64.4	63.2	98	64.9	60.5	93	4	41-149/49
108-88-3	Toluene	< 2.6	64.4	60.8	94	64.9	58.0	89	5	40-149/47
95-63-6	1,2,4-Trimethylbenzene	< 2.6	64.4	63.5	99	64.9	60.1	93	6	26-164/57
108-67-8	1,3,5-Trimethylbenzene	< 2.6	64.4	62.8	97	64.9	60.9	94	3	30-161/60
	m,p-Xylene	< 2.6	129	125	97	130	119	92	5	36-152/49
95-47-6	o-Xylene	< 2.6	64.4	64.6	100	64.9	61.0	94	6	33-168/49
1330-20-7	Xylene (total)	< 2.6	193	190	98	195	180	92	5	36-157/49

CAS No.	Surrogate Recoveries	MS	MSD	DA80656-1	Limits
1868-53-7	Dibromofluoromethane	110%	109%	108%	70-130%
2037-26-5	Toluene-D8	98%	99%	99%	70-130%
460-00-4	4-Bromofluorobenzene	100%	102%	103%	70-130%
17060-07-0	1,2-Dichloroethane-D4	109%	108%	111%	70-130%

\* = Outside of Control Limits.

5.3.2  
5

# Matrix Spike/Matrix Spike Duplicate Summary

**Job Number:** DA80670  
**Account:** CHEVFREE Chevron/Fremont  
**Project:** Kortum Separator Release

Sample	File ID	DF	Analyzed	By	Prep Date	Prep Batch	Analytical Batch
DA80557-14MS	4V44462.D	1	03/20/26	RT	n/a	n/a	V4V2123
DA80557-14MSD	4V44463.D	1	03/20/26	RT	n/a	n/a	V4V2123
DA80557-14	4V44459.D	1	03/20/26	RT	n/a	n/a	V4V2123

The QC reported here applies to the following samples:

Method: SW846 8260D

DA80670-4

CAS No.	Compound	DA80557-14 Spike ug/kg	MS ug/kg	MS %	Spike ug/kg	MSD ug/kg	MSD %	RPD	Limits Rec/RPD	
	TPH-GRO (C6-C10)	< 230	2200	1930	88	2230	1950	87	1	18-158/83

CAS No.	Surrogate Recoveries	MS	MSD	DA80557-14 Limits
1868-53-7	Dibromofluoromethane	111%	108%	105% 70-130%
2037-26-5	Toluene-D8	94%	96%	96% 70-130%
460-00-4	4-Bromofluorobenzene	87%	87%	89% 70-130%
17060-07-0	1,2-Dichloroethane-D4	105%	98%	100% 70-130%

\* = Outside of Control Limits.

5.3.3  
5

# Matrix Spike/Matrix Spike Duplicate Summary

**Job Number:** DA80670  
**Account:** CHEVFREE Chevron/Fremont  
**Project:** Kortum Separator Release

Sample	File ID	DF	Analyzed	By	Prep Date	Prep Batch	Analytical Batch
DA80656-2MS	5V000693.D	1	03/20/26	RT	n/a	n/a	V5V4710
DA80656-2MSD	5V000694.D	1	03/20/26	RT	n/a	n/a	V5V4710
DA80656-2	5V000690.D	1	03/20/26	RT	n/a	n/a	V5V4710

The QC reported here applies to the following samples:

Method: SW846 8260D

DA80670-1, DA80670-2, DA80670-3

CAS No.	Compound	DA80656-2 ug/kg	Spike Q ug/kg	MS ug/kg	MS %	Spike ug/kg	MSD ug/kg	MSD %	RPD	Limits Rec/RPD
	TPH-GRO (C6-C10)	< 230	2320	2460	106	2340	2390	102	3	18-158/83

CAS No.	Surrogate Recoveries	MS	MSD	DA80656-2	Limits
1868-53-7	Dibromofluoromethane	109%	110%	109%	70-130%
2037-26-5	Toluene-D8	100%	98%	98%	70-130%
460-00-4	4-Bromofluorobenzene	104%	102%	103%	70-130%
17060-07-0	1,2-Dichloroethane-D4	107%	110%	111%	70-130%

\* = Outside of Control Limits.

MS Semi-volatiles

QC Data Summaries

Includes the following where applicable:

- Method Blank Summaries
- Blank Spike Summaries
- Matrix Spike and Duplicate Summaries

# Method Blank Summary

**Job Number:** DA80670  
**Account:** CHEVFREE Chevron/Fremont  
**Project:** Kortum Separator Release

Sample	File ID	DF	Analyzed	By	Prep Date	Prep Batch	Analytical Batch
OP30559-MB	6G027558.D	1	03/21/26	ZL	03/20/26	OP30559	E6G1030

The QC reported here applies to the following samples:

Method: SW846 8270E

DA80670-1, DA80670-2, DA80670-3, DA80670-4

CAS No.	Compound	Result	RL	Units	Q
83-32-9	Acenaphthene	ND	4.0	ug/kg	
120-12-7	Anthracene	ND	4.0	ug/kg	
56-55-3	Benzo(a)anthracene	ND	5.0	ug/kg	
205-99-2	Benzo(b)fluoranthene	ND	4.0	ug/kg	
207-08-9	Benzo(k)fluoranthene	ND	4.0	ug/kg	
50-32-8	Benzo(a)pyrene	ND	4.0	ug/kg	
218-01-9	Chrysene	ND	4.0	ug/kg	
53-70-3	Dibenzo(a,h)anthracene	ND	4.0	ug/kg	
206-44-0	Fluoranthene	ND	4.0	ug/kg	
86-73-7	Fluorene	ND	4.0	ug/kg	
193-39-5	Indeno(1,2,3-cd)pyrene	ND	4.0	ug/kg	
90-12-0	1-Methylnaphthalene	ND	4.0	ug/kg	
91-57-6	2-Methylnaphthalene	ND	4.0	ug/kg	
91-20-3	Naphthalene	ND	2.0	ug/kg	
129-00-0	Pyrene	ND	4.0	ug/kg	

CAS No.	Surrogate Recoveries	Limits	
321-60-8	2-Fluorobiphenyl	109%	22-138%
4165-60-0	Nitrobenzene-d5	101%	32-143%
1718-51-0	Terphenyl-d14	115%	48-149%

# Blank Spike Summary

**Job Number:** DA80670  
**Account:** CHEVFREE Chevron/Fremont  
**Project:** Kortum Separator Release

Sample	File ID	DF	Analyzed	By	Prep Date	Prep Batch	Analytical Batch
OP30559-BS3	6G027559.D	1	03/21/26	ZL	03/20/26	OP30559	E6G1030

The QC reported here applies to the following samples:

Method: SW846 8270E

DA80670-1, DA80670-2, DA80670-3, DA80670-4

CAS No.	Compound	Spike ug/kg	BSP ug/kg	BSP %	Limits
83-32-9	Acenaphthene	200	172	86	46-152
120-12-7	Anthracene	200	187	94	65-147
56-55-3	Benzo(a)anthracene	200	176	88	64-144
205-99-2	Benzo(b)fluoranthene	200	188	94	70-154
207-08-9	Benzo(k)fluoranthene	200	171	86	70-158
50-32-8	Benzo(a)pyrene	200	177	89	64-159
218-01-9	Chrysene	200	182	91	70-156
53-70-3	Dibenzo(a,h)anthracene	200	171	86	63-156
206-44-0	Fluoranthene	200	193	97	62-155
86-73-7	Fluorene	200	180	90	55-151
193-39-5	Indeno(1,2,3-cd)pyrene	200	165	83	67-156
90-12-0	1-Methylnaphthalene	200	159	80	21-168
91-57-6	2-Methylnaphthalene	200	153	77	18-161
91-20-3	Naphthalene	200	155	78	2-173
129-00-0	Pyrene	200	187	94	61-158

CAS No.	Surrogate Recoveries	BSP	Limits
321-60-8	2-Fluorobiphenyl	94%	22-138%
4165-60-0	Nitrobenzene-d5	72%	32-143%
1718-51-0	Terphenyl-d14	107%	48-149%

\* = Outside of Control Limits.

# Matrix Spike/Matrix Spike Duplicate Summary

**Job Number:** DA80670  
**Account:** CHEVFREE Chevron/Fremont  
**Project:** Kortum Separator Release

Sample	File ID	DF	Analyzed	By	Prep Date	Prep Batch	Analytical Batch
OP30559-MS3	6G027560.D	1	03/21/26	ZL	03/20/26	OP30559	E6G1030
OP30559-MSD3	6G027561.D	1	03/21/26	ZL	03/20/26	OP30559	E6G1030
DA80670-3	6G027564.D	1	03/21/26	ZL	03/20/26	OP30559	E6G1030

The QC reported here applies to the following samples:

Method: SW846 8270E

DA80670-1, DA80670-2, DA80670-3, DA80670-4

CAS No.	Compound	DA80670-3 ug/kg	Spike Q ug/kg	MS ug/kg	MS %	Spike ug/kg	MSD ug/kg	MSD %	RPD	Limits Rec/RPD
83-32-9	Acenaphthene	< 4.7	240	227	95	239	223	93	4	30-148/32
120-12-7	Anthracene	< 4.7	240	254	106	239	244	102	10	40-148/33
56-55-3	Benzo(a)anthracene	< 5.9	240	238	99	239	228	96	21	44-144/32
205-99-2	Benzo(b)fluoranthene	< 4.7	240	253	105	239	238	100	26	36-166/43
207-08-9	Benzo(k)fluoranthene	< 4.7	240	226	94	239	221	93	24	43-165/41
50-32-8	Benzo(a)pyrene	< 4.7	240	243	101	239	231	97	5	41-161/37
218-01-9	Chrysene	< 4.7	240	244	102	239	225	94	8	52-152/32
53-70-3	Dibenzo(a,h)anthracene	< 4.7	240	224	93	239	215	90	4	42-155/36
206-44-0	Fluoranthene	< 4.7	240	255	106	239	244	102	4	40-151/34
86-73-7	Fluorene	< 4.7	240	237	99	239	228	96	4	34-149/34
193-39-5	Indeno(1,2,3-cd)pyrene	< 4.7	240	216	90	239	208	87	4	41-156/37
90-12-0	1-Methylnaphthalene	< 4.7	240	206	86	239	198	83	4	23-149/36
91-57-6	2-Methylnaphthalene	< 4.7	240	198	82	239	197	83	1	18-144/35
91-20-3	Naphthalene	< 2.4	240	200	83	239	204	86	2	18-150/32
129-00-0	Pyrene	< 4.7	240	245	102	239	236	99	4	38-156/33

CAS No.	Surrogate Recoveries	MS	MSD	DA80670-3	Limits
321-60-8	2-Fluorobiphenyl	70%	69%	69%	22-138%
4165-60-0	Nitrobenzene-d5	89%	83%	92%	32-143%
1718-51-0	Terphenyl-d14	90%	88%	81%	48-149%

\* = Outside of Control Limits.

GC/LC Semi-volatiles

QC Data Summaries

---

Includes the following where applicable:

- Method Blank Summaries
- Blank Spike Summaries
- Matrix Spike and Duplicate Summaries

# Method Blank Summary

**Job Number:** DA80670  
**Account:** CHEVFREE Chevron/Fremont  
**Project:** Kortum Separator Release

Sample	File ID	DF	Analyzed	By	Prep Date	Prep Batch	Analytical Batch
OP30558-MB	FN102533.D	1	03/21/26	JB	03/20/26	OP30558	GFN662

The QC reported here applies to the following samples:

Method: SW846-8015C

DA80670-1, DA80670-2, DA80670-3, DA80670-4

CAS No.	Compound	Result	RL	Units	Q
	TPH-DRO (C10-C28)	ND	4.0	mg/kg	
	TPH-ORO (> C28-C36)	ND	6.0	mg/kg	

CAS No.	Surrogate Recoveries	Limits
84-15-1	o-Terphenyl	125% 30-132%

7.1.1  
7

# Blank Spike Summary

**Job Number:** DA80670  
**Account:** CHEVFREE Chevron/Fremont  
**Project:** Kortum Separator Release

Sample	File ID	DF	Analyzed	By	Prep Date	Prep Batch	Analytical Batch
OP30558-BS1	FN102534.D	1	03/21/26	JB	03/20/26	OP30558	GFN662

The QC reported here applies to the following samples:

Method: SW846-8015C

DA80670-1, DA80670-2, DA80670-3, DA80670-4

CAS No.	Compound	Spike mg/kg	BSP mg/kg	BSP %	Limits
	TPH-DRO (C10-C28)	200	189	95	53-130

CAS No.	Surrogate Recoveries	BSP	Limits
84-15-1	o-Terphenyl	147%* a	30-132%

(a) Outside of in house control limits.

\* = Outside of Control Limits.

# Blank Spike Summary

**Job Number:** DA80670  
**Account:** CHEVFREE Chevron/Fremont  
**Project:** Kortum Separator Release

Sample	File ID	DF	Analyzed	By	Prep Date	Prep Batch	Analytical Batch
OP30558-BS2	FN102535.D	1	03/21/26	JB	03/20/26	OP30558	GFN662

The QC reported here applies to the following samples:

Method: SW846-8015C

DA80670-1, DA80670-2, DA80670-3, DA80670-4

CAS No.	Compound	Spike mg/kg	BSP mg/kg	BSP %	Limits
	TPH-ORO (> C28-C36)	200	238	119	70-138

CAS No.	Surrogate Recoveries	BSP	Limits
84-15-1	o-Terphenyl	117%	30-132%

\* = Outside of Control Limits.

# Matrix Spike/Matrix Spike Duplicate Summary

**Job Number:** DA80670  
**Account:** CHEVFREE Chevron/Fremont  
**Project:** Kortum Separator Release

Sample	File ID	DF	Analyzed	By	Prep Date	Prep Batch	Analytical Batch
OP30558-MS1	FN102536.D	1	03/21/26	JB	03/20/26	OP30558	GFN662
OP30558-MSD1	FN102537.D	1	03/21/26	JB	03/20/26	OP30558	GFN662
DA80670-1	FN102540.D	1	03/21/26	JB	03/20/26	OP30558	GFN662

The QC reported here applies to the following samples:

Method: SW846-8015C

DA80670-1, DA80670-2, DA80670-3, DA80670-4

CAS No.	Compound	DA80670-1 mg/kg	Spike Q mg/kg	MS mg/kg	MS %	Spike mg/kg	MSD mg/kg	MSD %	RPD	Limits Rec/RPD
	TPH-DRO (C10-C28)	< 4.8	240	210	87	239	216	90	3	27-133/30

CAS No.	Surrogate Recoveries	MS	MSD	DA80670-1	Limits
84-15-1	o-Terphenyl	107%	102%	83%	30-132%

\* = Outside of Control Limits.

7.3.1  
7

# Matrix Spike/Matrix Spike Duplicate Summary

**Job Number:** DA80670  
**Account:** CHEVFREE Chevron/Fremont  
**Project:** Kortum Separator Release

Sample	File ID	DF	Analyzed	By	Prep Date	Prep Batch	Analytical Batch
OP30558-MS2	FN102538.D	1	03/21/26	JB	03/20/26	OP30558	GFN662
OP30558-MSD2	FN102539.D	1	03/21/26	JB	03/20/26	OP30558	GFN662
DA80670-2	FN102541.D	1	03/21/26	JB	03/20/26	OP30558	GFN662

The QC reported here applies to the following samples:

Method: SW846-8015C

DA80670-1, DA80670-2, DA80670-3, DA80670-4

CAS No.	Compound	DA80670-2 mg/kg	Spike mg/kg	MS mg/kg	MS %	Spike mg/kg	MSD mg/kg	MSD %	RPD	Limits Rec/RPD
	TPH-ORO (> C28-C36)	< 6.8	238	285	120	235	280	119	2	64-152/30

CAS No.	Surrogate Recoveries	MS	MSD	DA80670-2	Limits
84-15-1	o-Terphenyl	102%	96%	77%	30-132%

\* = Outside of Control Limits.

## Metals Analysis

---

### QC Data Summaries

---

Includes the following where applicable:

- Method Blank Summaries
- Matrix Spike and Duplicate Summaries
- Blank Spike and Lab Control Sample Summaries
- Serial Dilution Summaries

BLANK RESULTS SUMMARY  
Part 2 - Method Blanks

Login Number: DA80670  
Account: CHEVFREE - Chevron/Fremont  
Project: Kortum Separator Release

QC Batch ID: MP47036  
Matrix Type: AQUEOUS

Methods: SW846 6010D  
Units: ug/l

Prep Date: 03/20/26

Metal	RL	IDL	MDL	MB raw	final
Aluminum	500	9.9	75		
Antimony	150	30	34		
Arsenic	130	11	23		
Barium	50	.95	6.5		
Beryllium	50	.5	6.5		
Boron	250	6.3	32	7.0	<250
Cadmium	50	1.1	6.5		
Calcium	2000	28	250		
Chromium	50	3.4	6.5		
Cobalt	25	4.1	3.2		
Copper	50	2.5	6.5		
Iron	350	9.3	60		
Lead	250	21	32		
Lithium	25	10	6.5		
Magnesium	1000	35	130		
Manganese	25	.85	3.2		
Molybdenum	50	13	14		
Nickel	150	5.7	19		
Phosphorus	500	58	80		
Potassium	5000	180	630		
Selenium	250	46	110		
Silicon	1000	210	750		
Silver	150	2.8	19		
Sodium	2000	43	250		
Strontium	25	.5	3.2		
Thallium	50	30	22		
Tin	300	17	260		
Titanium	50	2.2	6.5		
Uranium	250	57	43		
Vanadium	50	5.2	6.5		
Zinc	150	3.4	19		

Associated samples MP47036: DA80670-1B, DA80670-2B, DA80670-3B, DA80670-4B

Results < IDL are shown as zero for calculation purposes  
(\* ) Outside of QC limits

BLANK RESULTS SUMMARY  
Part 2 - Method Blanks

Login Number: DA80670  
Account: CHEVFREE - Chevron/Fremont  
Project: Kortum Separator Release


QC Batch ID: MP47036  
Matrix Type: AQUEOUS

Methods: SW846 6010D  
Units: ug/l

Prep Date: 03/20/26

Metal	RL	IDL	MDL	MB raw	final
-------	----	-----	-----	-----------	-------

(anr) Analyte not requested



8.1.1

8

MATRIX SPIKE AND DUPLICATE RESULTS SUMMARY

Login Number: DA80670  
 Account: CHEVFREE - Chevron/Fremont  
 Project: Kortum Separator Release

QC Batch ID: MP47036  
 Matrix Type: AQUEOUS

Methods: SW846 6010D  
 Units: ug/l

Prep Date: 03/20/26 03/20/26

Metal	DA80670-1B Original	DUP	RPD	QC Limits	DA80670-1B Original MS	Spikelot ICPALL6	% Rec	QC Limits	
Aluminum									
Antimony									
Arsenic									
Barium									
Beryllium									
Boron	756	823	8.5	0-20	756	11800	10000	110.4	75-125
Cadmium									
Calcium									
Chromium									
Cobalt									
Copper									
Iron									
Lead									
Lithium									
Magnesium									
Manganese									
Molybdenum									
Nickel									
Phosphorus									
Potassium									
Selenium									
Silicon									
Silver									
Sodium									
Strontium									
Thallium									
Tin									
Titanium									
Uranium									
Vanadium									
Zinc									

Associated samples MP47036: DA80670-1B, DA80670-2B, DA80670-3B, DA80670-4B

Results < IDL are shown as zero for calculation purposes  
 (\*) Outside of QC limits

8.12  
8

MATRIX SPIKE AND DUPLICATE RESULTS SUMMARY

Login Number: DA80670  
 Account: CHEVFREE - Chevron/Fremont  
 Project: Kortum Separator Release


QC Batch ID: MP47036  
 Matrix Type: AQUEOUS

Methods: SW846 6010D  
 Units: ug/l

Prep Date: 03/20/26 03/20/26

Metal	DA80670-1B Original DUP	RPD	QC Limits	DA80670-1B Original MS	Spikelot ICPAL6	% Rec	QC Limits
-------	----------------------------	-----	--------------	---------------------------	--------------------	-------	--------------

(N) Matrix Spike Rec. outside of QC limits  
 (anr) Analyte not requested



8.1.2  
8

SPIKE BLANK AND LAB CONTROL SAMPLE SUMMARY

Login Number: DA80670  
 Account: CHEVFREE - Chevron/Fremont  
 Project: Kortum Separator Release

QC Batch ID: MP47036  
 Matrix Type: AQUEOUS

Methods: SW846 6010D  
 Units: ug/l

Prep Date: 03/20/26

Metal	BSP Result	Spikelot ICPALL6	% Rec	QC Limits
Aluminum				
Antimony				
Arsenic				
Barium				
Beryllium				
Boron	9860	10000	98.6	80-120
Cadmium				
Calcium				
Chromium				
Cobalt				
Copper				
Iron				
Lead				
Lithium				
Magnesium				
Manganese				
Molybdenum				
Nickel				
Phosphorus				
Potassium				
Selenium				
Silicon				
Silver				
Sodium				
Strontium				
Thallium				
Tin				
Titanium				
Uranium				
Vanadium				
Zinc				

Associated samples MP47036: DA80670-1B, DA80670-2B, DA80670-3B, DA80670-4B

Results < IDL are shown as zero for calculation purposes  
 (\*) Outside of QC limits

8.1.3  
8

SPIKE BLANK AND LAB CONTROL SAMPLE SUMMARY

Login Number: DA80670  
Account: CHEVFREE - Chevron/Fremont  
Project: Kortum Separator Release


QC Batch ID: MP47036  
Matrix Type: AQUEOUS

Methods: SW846 6010D  
Units: ug/l

Prep Date: 03/20/26

Metal	BSP Result	Spikelot ICPALL6	% Rec	QC Limits
-------	---------------	---------------------	-------	--------------

(anr) Analyte not requested



8.1.3

8

SERIAL DILUTION RESULTS SUMMARY

Login Number: DA80670  
 Account: CHEVFREE - Chevron/Fremont  
 Project: Kortum Separator Release

QC Batch ID: MP47036  
 Matrix Type: AQUEOUS

Methods: SW846 6010D  
 Units: ug/l

Prep Date: 03/20/26

Metal	DA80670-1B Original	SDL 1:5	%DIF	QC Limits
Aluminum				
Antimony				
Arsenic				
Barium				
Beryllium				
Boron	151	140	7.3	0-10
Cadmium				
Calcium				
Chromium				
Cobalt				
Copper				
Iron				
Lead				
Lithium				
Magnesium				
Manganese				
Molybdenum				
Nickel				
Phosphorus				
Potassium				
Selenium				
Silicon				
Silver				
Sodium				
Strontium				
Thallium				
Tin				
Titanium				
Uranium				
Vanadium				
Zinc				

Associated samples MP47036: DA80670-1B, DA80670-2B, DA80670-3B, DA80670-4B

Results < IDL are shown as zero for calculation purposes  
 (\*) Outside of QC limits

8.1.4  
8

SERIAL DILUTION RESULTS SUMMARY

Login Number: DA80670  
Account: CHEVFREE - Chevron/Fremont  
Project: Kortum Separator Release


QC Batch ID: MP47036  
Matrix Type: AQUEOUS

Methods: SW846 6010D  
Units: ug/l

Prep Date: 03/20/26

Metal	DA80670-1B Original SDL 1:5	%DIF	QC Limits
-------	--------------------------------	------	--------------

(anr) Analyte not requested



BLANK RESULTS SUMMARY  
Part 2 - Method Blanks

Login Number: DA80670  
Account: CHEVFREE - Chevron/Fremont  
Project: Kortum Separator Release

QC Batch ID: MP47037  
Matrix Type: SOLID

Methods: SW846 6020B  
Units: mg/kg

Prep Date: 03/21/26

Metal	RL	IDL	MDL	MB raw	final
Aluminum	50	.52	5		
Antimony	0.40	.01	.05		
Arsenic	0.20	.05	.05	0.015	<0.20
Barium	2.0	.096	.24	0.10	<2.0
Beryllium	0.20	.077	.04		
Boron	40	18	10		
Cadmium	0.10	.03	.04	-0.011	<0.10
Calcium	400	25	30		
Chromium	2.0	.087	.6		
Cobalt	0.20	.04	.025		
Copper	2.0	.05	.25	-0.0023	<2.0
Iron	20	1.6	15		
Lead	0.50	.094	.2	0.0019	<0.50
Magnesium	100	10	10		
Manganese	1.0	.079	.2		
Molybdenum	1.0	.037	.27		
Nickel	2.0	.098	.2	-0.074	<2.0
Phosphorus	60	7.6	25		
Potassium	200	2	25		
Selenium	0.20	.05	.05	0.015	<0.20
Silver	0.10	.0081	.03	0.000049	<0.10
Sodium	500	10	30		
Strontium	20	.1	1		
Thallium	0.20	.032	.04		
Tin	10	.22	4		
Titanium	2.0	.05	.3		
Uranium	0.20	.015	.1		
Vanadium	1.0	.14	.2		
Zinc	10	.05	1	-0.085	<10

Associated samples MP47037: DA80670-1C, DA80670-2C

Results < IDL are shown as zero for calculation purposes  
(\* ) Outside of QC limits  
(anr) Analyte not requested

8.2.1  
8

MATRIX SPIKE AND DUPLICATE RESULTS SUMMARY

Login Number: DA80670  
 Account: CHEVFREE - Chevron/Fremont  
 Project: Kortum Separator Release

QC Batch ID: MP47037  
 Matrix Type: SOLID

Methods: SW846 6020B  
 Units: mg/kg

Prep Date: 03/21/26

Metal	DA80668-7C Original MS		Spike/lot ICPMS6	% Rec	QC Limits
Aluminum					
Antimony					
Arsenic	3.1	107	107	97.4	75-125
Barium	88.5	266	213	83.2	75-125
Beryllium					
Boron					
Cadmium	0.079	53.5	53.3	100.1	75-125
Calcium					
Chromium					
Cobalt					
Copper	4.8	57.4	53.3	98.6	75-125
Iron					
Lead	5.2	111	107	99.2	75-125
Magnesium					
Manganese					
Molybdenum					
Nickel	5.9	58.0	53.3	97.7	75-125
Phosphorus					
Potassium					
Selenium	0.17	102	107	95.4	75-125
Silver	0.031	21.4	21.3	100.1	75-125
Sodium					
Strontium					
Thallium					
Tin					
Titanium					
Uranium					
Vanadium					
Zinc	18.3	71.1	53.3	99.0	75-125

Associated samples MP47037: DA80670-1C, DA80670-2C

Results < IDL are shown as zero for calculation purposes  
 (\*) Outside of QC limits  
 (N) Matrix Spike Rec. outside of QC limits  
 (anr) Analyte not requested

8.2.2  
8

MATRIX SPIKE AND DUPLICATE RESULTS SUMMARY

Login Number: DA80670  
 Account: CHEVFREE - Chevron/Fremont  
 Project: Kortum Separator Release

QC Batch ID: MP47037  
 Matrix Type: SOLID

Methods: SW846 6020B  
 Units: mg/kg

Prep Date: 03/21/26

Metal	DA80668-7C Original MSD		SpikeLot ICPMS6	% Rec	MSD RPD	QC Limit
Aluminum						
Antimony						
Arsenic	3.1	104	104	97.4	2.8	20
Barium	88.5	265	207	85.2	0.4	20
Beryllium						
Boron						
Cadmium	0.079	53.0	51.8	102.2	0.9	20
Calcium						
Chromium						
Cobalt						
Copper	4.8	56.2	51.8	99.2	2.1	20
Iron						
Lead	5.2	111	104	102.1	0.0	20
Magnesium						
Manganese						
Molybdenum						
Nickel	5.9	56.2	51.8	97.1	3.2	20
Phosphorus						
Potassium						
Selenium	0.17	102	104	98.3	0.0	20
Silver	0.031	21.1	20.7	101.7	1.4	20
Sodium						
Strontium						
Thallium						
Tin						
Titanium						
Uranium						
Vanadium						
Zinc	18.3	69.4	51.8	98.6	2.4	20

Associated samples MP47037: DA80670-1C, DA80670-2C

Results < IDL are shown as zero for calculation purposes  
 (\*) Outside of QC limits  
 (N) Matrix Spike Rec. outside of QC limits  
 (anr) Analyte not requested

8.2.2  
8

SPIKE BLANK AND LAB CONTROL SAMPLE SUMMARY

Login Number: DA80670  
 Account: CHEVFREE - Chevron/Fremont  
 Project: Kortum Separator Release

QC Batch ID: MP47037  
 Matrix Type: SOLID

Methods: SW846 6020B  
 Units: mg/kg

Prep Date: 03/21/26

Metal	BSP Result	Spikelot ICPMS6	% Rec	QC Limits
Aluminum				
Antimony				
Arsenic	98.7	100	98.7	80-120
Barium	194	200	97.0	80-120
Beryllium				
Boron				
Cadmium	50.8	50	101.6	80-120
Calcium				
Chromium				
Cobalt				
Copper	49.7	50	99.4	80-120
Iron				
Lead	101	100	101.0	80-120
Magnesium				
Manganese				
Molybdenum				
Nickel	49.2	50	98.4	80-120
Phosphorus				
Potassium				
Selenium	100	100	100.0	80-120
Silver	20.3	20	101.5	80-120
Sodium				
Strontium				
Thallium				
Tin				
Titanium				
Uranium				
Vanadium				
Zinc	49.5	50	99.0	80-120

Associated samples MP47037: DA80670-1C, DA80670-2C

Results < IDL are shown as zero for calculation purposes  
 (\*) Outside of QC limits  
 (anr) Analyte not requested

8.2.3  
8

SERIAL DILUTION RESULTS SUMMARY

Login Number: DA80670  
 Account: CHEVFREE - Chevron/Fremont  
 Project: Kortum Separator Release

QC Batch ID: MP47037  
 Matrix Type: SOLID

Methods: SW846 6020B  
 Units: ug/l

Prep Date: 03/21/26

Metal	DA80668-7C Original SDL 10:50%DIF		QC Limits	
Aluminum				
Antimony				
Arsenic	31.6	33.6	6.4	0-20
Barium	895	910	1.7	0-20
Beryllium				
Boron				
Cadmium	0.797	0.00	100.0(a)	0-20
Calcium				
Chromium				
Cobalt				
Copper	48.4	46.8	3.3	0-20
Iron				
Lead	52.5	50.4	3.9	0-20
Magnesium				
Manganese				
Molybdenum				
Nickel	59.2	56.0	5.4	0-20
Phosphorus				
Potassium				
Selenium	1.74	0.00	100.0(a)	0-20
Silver	0.317	0.00	100.0(a)	0-20
Sodium				
Strontium				
Thallium				
Tin				
Titanium				
Uranium				
Vanadium				
Zinc	186	175	5.7	0-20

Associated samples MP47037: DA80670-1C, DA80670-2C

Results < IDL are shown as zero for calculation purposes

(\*) Outside of QC limits

(anr) Analyte not requested

(a) Percent difference acceptable due to low initial sample concentration (< 50 times IDL).

8.2.4  
8

BLANK RESULTS SUMMARY  
Part 2 - Method Blanks

Login Number: DA80670  
Account: CHEVFREE - Chevron/Fremont  
Project: Kortum Separator Release

QC Batch ID: MP47038  
Matrix Type: SOLID

Methods: SW846 6020B  
Units: mg/kg

Prep Date: 03/21/26

Metal	RL	IDL	MDL	MB raw	final
Aluminum	50	.52	5		
Antimony	0.40	.01	.05		
Arsenic	0.20	.05	.05	0.037	<0.20
Barium	2.0	.096	.24	0.16	<2.0
Beryllium	0.20	.077	.04		
Boron	40	18	10		
Cadmium	0.10	.03	.04	0.012	<0.10
Calcium	400	25	30		
Chromium	2.0	.087	.6		
Cobalt	0.20	.04	.025		
Copper	2.0	.05	.25	0.023	<2.0
Iron	20	1.6	15		
Lead	0.50	.094	.2	0.029	<0.50
Magnesium	100	10	10		
Manganese	1.0	.079	.2		
Molybdenum	1.0	.037	.27		
Nickel	2.0	.098	.2	-0.060	<2.0
Phosphorus	60	7.6	25		
Potassium	200	2	25		
Selenium	0.20	.05	.05	0.019	<0.20
Silver	0.10	.0081	.03	0.0028	<0.10
Sodium	500	10	30		
Strontium	20	.1	1		
Thallium	0.20	.032	.04		
Tin	10	.22	4		
Titanium	2.0	.05	.3		
Uranium	0.20	.015	.1		
Vanadium	1.0	.14	.2		
Zinc	10	.05	1	0.73	<10

Associated samples MP47038: DA80670-3C, DA80670-4C

Results < IDL are shown as zero for calculation purposes  
(\* ) Outside of QC limits  
(anr) Analyte not requested

MATRIX SPIKE AND DUPLICATE RESULTS SUMMARY

Login Number: DA80670  
 Account: CHEVFREE - Chevron/Fremont  
 Project: Kortum Separator Release

QC Batch ID: MP47038  
 Matrix Type: SOLID

Methods: SW846 6020B  
 Units: mg/kg

Prep Date: 03/21/26

Metal	DA80670-4C Original MS		Spike/lot ICPMS6	% Rec	QC Limits
Aluminum					
Antimony					
Arsenic	4.3	116	117	95.4	75-125
Barium	255	497	234	103.3	75-125
Beryllium					
Boron					
Cadmium	0.21	60.3	58.6	102.6	75-125
Calcium					
Chromium					
Cobalt					
Copper	16.5	74.4	58.6	98.9	75-125
Iron					
Lead	14.8	134	117	101.8	75-125
Magnesium					
Manganese					
Molybdenum					
Nickel	13.0	72.0	58.6	100.8	75-125
Phosphorus					
Potassium					
Selenium	0.59	110	117	93.4	75-125
Silver	0.047	24.1	23.4	102.7	75-125
Sodium					
Strontium					
Thallium					
Tin					
Titanium					
Uranium					
Vanadium					
Zinc	44.0	108	58.6	109.3	75-125

Associated samples MP47038: DA80670-3C, DA80670-4C

Results < IDL are shown as zero for calculation purposes  
 (\*) Outside of QC limits  
 (N) Matrix Spike Rec. outside of QC limits  
 (anr) Analyte not requested

8.3.2  
8

MATRIX SPIKE AND DUPLICATE RESULTS SUMMARY

Login Number: DA80670  
 Account: CHEVFREE - Chevron/Fremont  
 Project: Kortum Separator Release

QC Batch ID: MP47038  
 Matrix Type: SOLID

Methods: SW846 6020B  
 Units: mg/kg

Prep Date: 03/21/26

Metal	DA80670-4C Original MSD		Spike/lot ICPMS6	% Rec	MSD RPD	QC Limit
Aluminum						
Antimony						
Arsenic	4.3	121	122	95.8	4.2	20
Barium	255	421	244	68.1N(a)	16.6	20
Beryllium						
Boron						
Cadmium	0.21	62.2	60.9	101.8	3.1	20
Calcium						
Chromium						
Cobalt						
Copper	16.5	72.6	60.9	92.1	2.4	20
Iron						
Lead	14.8	135	122	98.7	0.7	20
Magnesium						
Manganese						
Molybdenum						
Nickel	13.0	71.9	60.9	96.7	0.1	20
Phosphorus						
Potassium						
Selenium	0.59	114	122	93.1	3.6	20
Silver	0.047	24.8	24.4	101.6	2.9	20
Sodium						
Strontium						
Thallium						
Tin						
Titanium						
Uranium						
Vanadium						
Zinc	44.0	104	60.9	98.5	3.8	20

Associated samples MP47038: DA80670-3C, DA80670-4C

Results < IDL are shown as zero for calculation purposes

(\*) Outside of QC limits

(N) Matrix Spike Rec. outside of QC limits

(anr) Analyte not requested

(a) Spike recovery indicates possible matrix interference and/or sample nonhomogeneity.

SPIKE BLANK AND LAB CONTROL SAMPLE SUMMARY

Login Number: DA80670  
 Account: CHEVFREE - Chevron/Fremont  
 Project: Kortum Separator Release

QC Batch ID: MP47038  
 Matrix Type: SOLID

Methods: SW846 6020B  
 Units: mg/kg

Prep Date: 03/21/26

Metal	BSP Result	Spikelot ICPMS6	% Rec	QC Limits
Aluminum				
Antimony				
Arsenic	100	100	100.0	80-120
Barium	198	200	99.0	80-120
Beryllium				
Boron				
Cadmium	51.2	50	102.4	80-120
Calcium				
Chromium				
Cobalt				
Copper	50.4	50	100.8	80-120
Iron				
Lead	101	100	101.0	80-120
Magnesium				
Manganese				
Molybdenum				
Nickel	49.7	50	99.4	80-120
Phosphorus				
Potassium				
Selenium	99.1	100	99.1	80-120
Silver	20.3	20	101.5	80-120
Sodium				
Strontium				
Thallium				
Tin				
Titanium				
Uranium				
Vanadium				
Zinc	49.7	50	99.4	80-120

Associated samples MP47038: DA80670-3C, DA80670-4C

Results < IDL are shown as zero for calculation purposes  
 (\*) Outside of QC limits  
 (anr) Analyte not requested

8.3.3  
8

SERIAL DILUTION RESULTS SUMMARY

Login Number: DA80670  
 Account: CHEVFREE - Chevron/Fremont  
 Project: Kortum Separator Release

QC Batch ID: MP47038  
 Matrix Type: SOLID

Methods: SW846 6020B  
 Units: ug/l

Prep Date: 03/21/26

Metal	DA80670-4C Original SDL 10:50%DIF		QC Limits
Aluminum			
Antimony			
Arsenic	39.9	41.6	4.5 0-20
Barium	2380	2430	1.9 0-20
Beryllium			
Boron			
Cadmium	1.99	2.16	8.6 0-20
Calcium			
Chromium			
Cobalt			
Copper	155	159	2.9 0-20
Iron			
Lead	138	133	3.9 0-20
Magnesium			
Manganese			
Molybdenum			
Nickel	121	118	2.8 0-20
Phosphorus			
Potassium			
Selenium	5.48	4.73	13.8 0-20
Silver	0.443	0.00	100.0(a) 0-20
Sodium			
Strontium			
Thallium			
Tin			
Titanium			
Uranium			
Vanadium			
Zinc	411	417	1.4 0-20

Associated samples MP47038: DA80670-3C, DA80670-4C

Results < IDL are shown as zero for calculation purposes

(\*) Outside of QC limits

(anr) Analyte not requested

(a) Percent difference acceptable due to low initial sample concentration (< 50 times IDL).

8.3.4  
8

BLANK RESULTS SUMMARY  
Part 2 - Method Blanks

Login Number: DA80670  
Account: CHEVFREE - Chevron/Fremont  
Project: Kortum Separator Release

QC Batch ID: MP47049  
Matrix Type: AQUEOUS

Methods: SW846 6010D  
Units: ug/l

Prep Date: 03/23/26

Metal	RL	IDL	MDL	MB raw	final
Aluminum	1500	71	230		
Antimony	450	50	100		
Arsenic	380	68	69		
Barium	150	3	20		
Beryllium	150	2.3	20		
Boron	750	160	95		
Cadmium	150	5.3	20		
Calcium	6000	100	750	207	<6000
Chromium	150	9.4	20		
Cobalt	75	11	9.5		
Copper	150	6.9	20		
Iron	1100	41	180		
Lead	750	64	95		
Lithium	75	7.5	20		
Magnesium	3000	330	380	85.5	<3000
Manganese	75	7.3	9.5		
Molybdenum	150	29	42		
Nickel	450	23	57		
Phosphorus	1500	1400	240		
Potassium	15000	380	1900		
Selenium	750	200	320		
Silicon	3000	66	2300		
Silver	450	14	57		
Sodium	6000	67	750	-200	<6000
Strontium	75	2.1	9.5		
Thallium	150	140	65		
Tin	900	44	770		
Titanium	150	7	20		
Uranium	750	95	130		
Vanadium	150	3.9	20		
Zinc	450	12	57		

Associated samples MP47049: DA80670-1A, DA80670-2A, DA80670-3A, DA80670-4A

Results < IDL are shown as zero for calculation purposes  
(\* ) Outside of QC limits

BLANK RESULTS SUMMARY  
Part 2 - Method Blanks

Login Number: DA80670  
Account: CHEVFREE - Chevron/Fremont  
Project: Kortum Separator Release


QC Batch ID: MP47049  
Matrix Type: AQUEOUS

Methods: SW846 6010D  
Units: ug/l

Prep Date: 03/23/26

Metal	RL	IDL	MDL	MB raw	final
-------	----	-----	-----	-----------	-------

(anr) Analyte not requested



8.4.1

8

MATRIX SPIKE AND DUPLICATE RESULTS SUMMARY

Login Number: DA80670  
 Account: CHEVFREE - Chevron/Fremont  
 Project: Kortum Separator Release

QC Batch ID: MP47049  
 Matrix Type: AQUEOUS

Methods: SW846 6010D  
 Units: ug/l

Prep Date: 03/23/26

Metal	DA80669-3A Original MS	Spikelot ICPAL6	% Rec	QC Limits
Aluminum				
Antimony				
Arsenic				
Barium				
Beryllium				
Boron				
Cadmium				
Calcium	43800	434000	375000	104.1 75-125
Chromium				
Cobalt				
Copper				
Iron				
Lead				
Lithium				
Magnesium	18900	407000	375000	103.5 75-125
Manganese				
Molybdenum				
Nickel				
Phosphorus				
Potassium				
Selenium				
Silicon				
Silver				
Sodium	131000	509000	375000	100.8 75-125
Strontium				
Thallium				
Tin				
Titanium				
Uranium				
Vanadium				
Zinc				

Associated samples MP47049: DA80670-1A, DA80670-2A, DA80670-3A, DA80670-4A

Results < IDL are shown as zero for calculation purposes  
 (\*) Outside of QC limits

8.4.2  
8

MATRIX SPIKE AND DUPLICATE RESULTS SUMMARY

Login Number: DA80670  
Account: CHEVFREE - Chevron/Fremont  
Project: Kortum Separator Release


QC Batch ID: MP47049  
Matrix Type: AQUEOUS

Methods: SW846 6010D  
Units: ug/l

Prep Date: 03/23/26

Metal	DA80669-3A Original MS	SpikeLot ICPAL6	% Rec	QC Limits
-------	---------------------------	--------------------	-------	--------------

(N) Matrix Spike Rec. outside of QC limits  
(anr) Analyte not requested



8.4.2  
8

MATRIX SPIKE AND DUPLICATE RESULTS SUMMARY

Login Number: DA80670  
 Account: CHEVFREE - Chevron/Fremont  
 Project: Kortum Separator Release

QC Batch ID: MP47049  
 Matrix Type: AQUEOUS

Methods: SW846 6010D  
 Units: ug/l

Prep Date: 03/23/26

Metal	DA80669-3A Original MSD	SpikeLot ICPAL6	% Rec	MSD RPD	QC Limit	
Aluminum						
Antimony						
Arsenic						
Barium						
Beryllium						
Boron						
Cadmium						
Calcium	43800	436000	375000	104.6	0.5	20
Chromium						
Cobalt						
Copper						
Iron						
Lead						
Lithium						
Magnesium	18900	411000	375000	104.6	1.0	20
Manganese						
Molybdenum						
Nickel						
Phosphorus						
Potassium						
Selenium						
Silicon						
Silver						
Sodium	131000	514000	375000	102.1	1.0	20
Strontium						
Thallium						
Tin						
Titanium						
Uranium						
Vanadium						
Zinc						

Associated samples MP47049: DA80670-1A, DA80670-2A, DA80670-3A, DA80670-4A

Results < IDL are shown as zero for calculation purposes  
 (\*) Outside of QC limits

8.4.2  
8

MATRIX SPIKE AND DUPLICATE RESULTS SUMMARY

Login Number: DA80670  
Account: CHEVFREE - Chevron/Fremont  
Project: Kortum Separator Release


QC Batch ID: MP47049  
Matrix Type: AQUEOUS

Methods: SW846 6010D  
Units: ug/l

Prep Date: 03/23/26

Metal	DA80669-3A Original MSD	SpikeLot ICPAL6 % Rec	MSD RPD	QC Limit
-------	----------------------------	--------------------------	------------	-------------

(N) Matrix Spike Rec. outside of QC limits  
(anr) Analyte not requested



8.4.2  
8

SPIKE BLANK AND LAB CONTROL SAMPLE SUMMARY

Login Number: DA80670  
 Account: CHEVFREE - Chevron/Fremont  
 Project: Kortum Separator Release

QC Batch ID: MP47049  
 Matrix Type: AQUEOUS

Methods: SW846 6010D  
 Units: ug/l

Prep Date: 03/23/26

Metal	BSP Result	Spikelot ICPALL6	% Rec	QC Limits
Aluminum				
Antimony				
Arsenic				
Barium				
Beryllium				
Boron				
Cadmium				
Calcium	414000	375000	110.4	80-120
Chromium				
Cobalt				
Copper				
Iron				
Lead				
Lithium				
Magnesium	411000	375000	109.6	80-120
Manganese				
Molybdenum				
Nickel				
Phosphorus				
Potassium				
Selenium				
Silicon				
Silver				
Sodium	405000	375000	108.0	80-120
Strontium				
Thallium				
Tin				
Titanium				
Uranium				
Vanadium				
Zinc				

Associated samples MP47049: DA80670-1A, DA80670-2A, DA80670-3A, DA80670-4A

Results < IDL are shown as zero for calculation purposes  
 (\*) Outside of QC limits

8.4.3  
8

SPIKE BLANK AND LAB CONTROL SAMPLE SUMMARY

Login Number: DA80670  
Account: CHEVFREE - Chevron/Fremont  
Project: Kortum Separator Release


QC Batch ID: MP47049  
Matrix Type: AQUEOUS

Methods: SW846 6010D  
Units: ug/l

Prep Date: 03/23/26

Metal	BSP Result	Spikelot ICPALL6	% Rec	QC Limits
-------	---------------	---------------------	-------	--------------

(anr) Analyte not requested



8.4.3

8

SERIAL DILUTION RESULTS SUMMARY

Login Number: DA80670  
 Account: CHEVFREE - Chevron/Fremont  
 Project: Kortum Separator Release

QC Batch ID: MP47049  
 Matrix Type: AQUEOUS

Methods: SW846 6010D  
 Units: ug/l

Prep Date: 03/23/26

Metal	DA80669-3A Original SDL 1:5		%DIF	QC Limits
Aluminum				
Antimony				
Arsenic				
Barium				
Beryllium				
Boron				
Cadmium				
Calcium	2920	2670	8.7	0-10
Chromium				
Cobalt				
Copper				
Iron				
Lead				
Lithium				
Magnesium	1260	1190	5.7	0-10
Manganese				
Molybdenum				
Nickel				
Phosphorus				
Potassium				
Selenium				
Silicon				
Silver				
Sodium	8710	7430	14.7*(a)	0-10
Strontium				
Thallium				
Tin				
Titanium				
Uranium				
Vanadium				
Zinc				

Associated samples MP47049: DA80670-1A, DA80670-2A, DA80670-3A, DA80670-4A

Results < IDL are shown as zero for calculation purposes  
 (\*) Outside of QC limits

8.4.4  
8

SERIAL DILUTION RESULTS SUMMARY

Login Number: DA80670  
Account: CHEVFREE - Chevron/Fremont  
Project: Kortum Separator Release

QC Batch ID: MP47049  
Matrix Type: AQUEOUS

Methods: SW846 6010D  
Units: ug/l

Prep Date: 03/23/26

Metal	DA80669-3A	QC
	Original SDL 1:5 %DIF	Limits

(anr) Analyte not requested  
(a) Serial dilution indicates possible matrix interference.

General Chemistry

QC Data Summaries

Includes the following where applicable:

- Method Blank and Blank Spike Summaries
- Duplicate Summaries
- Matrix Spike Summaries

METHOD BLANK AND SPIKE RESULTS SUMMARY  
GENERAL CHEMISTRY

Login Number: DA80670  
Account: CHEVFREE - Chevron/Fremont  
Project: Kortum Separator Release

Analyte	Batch ID	RL	MB Result	Units	Spike Amount	BSP Result	BSP %Recov	QC Limits
Specific Conductivity	GP41130/GN73833			mmhos/cm	1.409	1.4	95.9	90-110%

Associated Samples:

Batch GP41130: DA80670-1C, DA80670-2C, DA80670-3C, DA80670-4C

(\*) Outside of QC limits

DUPLICATE RESULTS SUMMARY  
GENERAL CHEMISTRY

Login Number: DA80670  
Account: CHEVFREE - Chevron/Fremont  
Project: Kortum Separator Release

Analyte	Batch ID	QC Sample	Units	Original Result	DUP Result	RPD	QC Limits
Specific Conductivity	GP41130/GN73833	DA80669-3	mmhos/cm	0.93	0.92	1.0	0-20%
pH	GN73761	DA80669-3	su	7.65	7.69(a)	0.5(a)	0-5%

Associated Samples:

Batch GN73761: DA80670-1C, DA80670-2C, DA80670-3C, DA80670-4C

Batch GP41130: DA80670-1C, DA80670-2C, DA80670-3C, DA80670-4C

(\*) Outside of QC limits

(a) Saturated paste was generated on 03/18/26.

Misc. Forms

---

Custody Documents and Other Forms

(SGS Orlando, FL)

---

Includes the following where applicable:

- Chain of Custody



### CHAIN OF CUSTODY

SGS North America Inc. - Wheat Ridge  
4036 Youngfield Street, Wheat Ridge, CO 80033  
TEL: 303-425-6021 FAX: 303-425-6854  
www.sgs.com/ehsususa

FED-EX Tracking #	State Order Control #
SGS Quote #	SGS Job # <b>DA80670</b>

<b>Client / Reporting Information</b>		<b>Project Information</b>										<b>Requested Analysis ( see TEST CODE sheet)</b>										<b>Matrix Codes</b>
Company Name: <b>SGS North America Inc.</b>		Project Name: <b>Kortum Separator Release</b>																				DW - Drinking Water GW - Ground Water WW - Water SW - Surface Water SO - Soil SL - Sludge SED - Sediment OI - Oil LIQ - Other Liquid AIR - Air SOL - Other Solid WP - Wipe FB - Fict Blank EB - Equipment Blank RB - Rinse Blank TB - Trip Blank
Street Address: <b>4036 Youngfield Street</b>		Street: <b></b>																				
City State Zip: <b>Wheat Ridge, CO 80033</b>		Billing Information ( If different from Report to ) Company Name: <b></b>																				
Project Contact E-mail: <b>Cristina.Ncllas@sgs.com</b>		Project #: <b></b>																				
Phone #: <b>303-425-6021</b>		Client Purchase Order #: <b></b>																				
Sampler(s) Name(s): <b>PH</b>		Project Manager: <b></b>										City State Zip: <b></b>										Attention: <b></b>
Turnaround Time ( Business days )		Data Deliverable Information										Comments / Special Instructions										LAB USE ONLY
<input type="checkbox"/> Standard 10 Day (business) <input type="checkbox"/> 5 Business Days RUSH <input type="checkbox"/> 3 Business Days RUSH <input type="checkbox"/> 2 Business Days RUSH <input type="checkbox"/> 1 Business Day EMERGENCY <input checked="" type="checkbox"/> other Due <b>3/25/2026</b> <small>Emergency &amp; Rush TIA data available via Lablink. Approval needed for RUSH/Emergency TAT</small>		Approved By (SGS PM): / Date: _____										<input type="checkbox"/> Commercial "A" ( Level 1 ) <input type="checkbox"/> Commercial "B" ( Level 2 ) <input type="checkbox"/> REDT1 ( Level 3 ) <input type="checkbox"/> FULT1 ( Level 4 ) <input type="checkbox"/> Commercial "C" <input type="checkbox"/> State Forms <input type="checkbox"/> EDD Format <input type="checkbox"/> Other <input checked="" type="checkbox"/> CC <small>Commercial "A" = Results Only          Commercial "B" = Results + QC Summary          Commercial "C" = Results + QC Summary + Partial Raw data</small>										INITIAL ASSESSMENT LABEL VERIFICATION 
Relinquished by Sampler:		Date Time:		Received By:		Date Time:		Relinquished by:		Date Time:		Received By:		Date Time:		Received By:		Date Time:		Received By:		
1		3-23-26		1		3/24/26		2		2		2		2		2		2		2		
3				3				4				4				4				4		
5				5				5				5				5				5		
Custody Seal #		Intact		Preserved where applicable		Therm. ID		On by		Cooler Temp.												
		<input type="checkbox"/>		<input type="checkbox"/>				X		10 IRTH												

10.1 10

DA80670: Chain of Custody  
Page 1 of 2  
SGS Orlando, FL



## SGS - Orlando Sample Receipt Summary

Job Number: da80670

Client: SGS

Project: KORTUM SEPERATOR RELEASE

Date / Time Received: 3/24/2026 10:00:00 AM

Delivery Method: FEDEX

Airbill #'s: 490362811862

Cooler Temps (Raw Measured) °C: Cooler 1: (1.0);

Cooler Temps (Corrected) °C: Cooler 1: (0.8);

**Cooler Informatio**

Y or N

- 1. Custody Seals Present:
- 2. Custody Seals Intact:
- 3. Temp criteria achieved:
- 4. Cooler temp verification: IR Gun
- 5. Cooler media: Ice (Bag)

**Trip Blank Information**

Y or N N/A

- 1. Trip Blank present / cooler:
- 2. Trip Blank listed on COC:

W or S N/A

- 3. Type of TB Received

**Sample Information**

Y or N N/A

- 1. Sample labels present on bottles:
- 2. Samples preserved properly:
- 3. Sufficient volume/containers recv'd for analysis:
- 4. Condition of sample: Intact
- 5. Sample recv'd within HT:
- 6. Dates/Times/IDs on COC match sample label:
- 7. VOCsheadspace free:
- 8. Bottles received for unspecified tests:
- 9. Compositing instructions clear:
- 10. Voa Soil Kits/Jars received past 48hrs?:
- 11. % Solids Jar Received?:
- 12. Residual Chlorine Present?:

**Misc Information**

Number of Encores: 25 Gram 5 Gram

Number of Lab Filtered Metals

Test Strip Lot #: pH 0-3: 216524

pH 10-12: \_\_\_\_\_ Other: (Specify) 0-14 210224

Residual Chlorine Test Strip Lot \_\_\_\_\_

Comments

Sample Receipt Summary 012726 KE Technician: HALEIGHR

Date: 3/24/2026 1:08:14 PM

Reviewer: \_\_\_\_\_ Date: \_\_\_\_\_

**DA80670: Chain of Custody**

Page 2 of 2

10.1 10

## General Chemistry

---

### QC Data Summaries

(SGS Orlando, FL)

---

Includes the following where applicable:

- Method Blank and Blank Spike Summaries
- Duplicate Summaries
- Matrix Spike Summaries



METHOD BLANK AND SPIKE RESULTS SUMMARY  
GENERAL CHEMISTRY

Login Number: DA80670  
Account: ALMS - SGS Wheat Ridge, CO  
Project: CHEVFREE: Kortum Separator Release

Analyte	Batch ID	RL	MB Result	Units	Spike Amount	BSP Result	BSP %Recov	QC Limits
Chromium, Hexavalent	GP42808/GN3311	0.40	0.0(a)	mg/kg	9.77	8.44	86.4	80-120%
Chromium, Hexavalent	GP42808/GN3311			mg/kg	654	541	82.7	80-120%

Associated Samples:

Batch GP42808: DA80670-1C, DA80670-2C, DA80670-3C, DA80670-4C

(\*) Outside of QC limits

(a) Sample was digested on 03/24/2026 Analysis performed at SGS Orlando, FL.

11.1  
11

MATRIX SPIKE RESULTS SUMMARY  
GENERAL CHEMISTRY

Login Number: DA80670  
Account: ALMS - SGS Wheat Ridge, CO  
Project: CHEVFREE: Kortum Separator Release

Analyte	Batch ID	QC Sample	Units	Original Result	Spike Amount	MS Result	%Rec	QC Limits
Chromium, Hexavalent	GP42808/GN3311	DA80670-2C	mg/kg	0.0	11.75	10.3(a)	88.0	75-125%
Chromium, Hexavalent	GP42808/GN3311	DA80670-2C	mg/kg	0.0	636	683(a)	107.3	75-125%

Associated Samples:

Batch GP42808: DA80670-1C, DA80670-2C, DA80670-3C, DA80670-4C

(\*) Outside of QC limits

(N) Matrix Spike Rec. outside of QC limits

(a) Sample was digested on 03/24/2026 Analysis performed at SGS Orlando, FL.

11.2  
11

MATRIX SPIKE DUPLICATE RESULTS SUMMARY  
GENERAL CHEMISTRY

Login Number: DA80670  
Account: ALMS - SGS Wheat Ridge, CO  
Project: CHEVFREE: Kortum Separator Release

Analyte	Batch ID	QC Sample	Units	Original Result	Spike Amount	MSD Result	RPD	QC Limit
Chromium, Hexavalent	GP42808/GN3311	DA80670-2C	mg/kg	0.0	11.47	10.1(a)	1.9	20%

Associated Samples:

Batch GP42808: DA80670-1C, DA80670-2C, DA80670-3C, DA80670-4C

(\*) Outside of QC limits

(N) Matrix Spike Rec. outside of QC limits

(a) Sample was digested on 03/24/2026 Analysis performed at SGS Orlando, FL.