

The results set forth herein are provided by SGS North America Inc.

e-Hardcopy 2.0
Automated Report

Technical Report for

Chevron/Fremont

Kortum LD Spill

SGS Job Number: DA79841

Sampling Date: 02/20/26

Report to:

Chevron USA, Inc.
2115 117th Avenue
Greeley, CO 80634
nam.ehs.table915@sgs.com

ATTN: Paul Henehan

Total number of pages in report: 110



Test results contained within this data package meet the requirements of the National Environmental Laboratory Accreditation Program and/or state specific certification programs as applicable unless noted in the narrative, comments or footnotes.

Eric Hoffman

Client Service contact: Cristina Niclas 303-425-6021

Certifications: CO (CO00049), ND (R-027), UT (NELAP CO00049), LA (LA150028), TX (T104704511), WY (8TMS-L) HI (CO00049), NJ (CO011), NV (CO00049), AK (CO00049), CA (3076), and NC (08701)

This report shall not be reproduced, except in its entirety, without the written approval of SGS.
Test results relate only to samples analyzed.

How did we do today?

Your feedback helps us improve our service and takes less than a minute to complete.

START SURVEY

Table of Contents

-1-

Section 1: Sample Summary	4
Section 2: Summary of Hits	6
Section 3: Sample Results	10
3.1: DA79841-1: FS-02(2) 1.5 FT	11
3.2: DA79841-1A: FS-02(2) 1.5 FT	14
3.3: DA79841-1B: FS-02(2) 1.5 FT	16
3.4: DA79841-1C: FS-02(2) 1.5 FT	17
3.5: DA79841-2: FS-03(2) 1.5 FT	19
3.6: DA79841-2A: FS-03(2) 1.5 FT	22
3.7: DA79841-2B: FS-03(2) 1.5 FT	24
3.8: DA79841-2C: FS-03(2) 1.5 FT	25
3.9: DA79841-3: FS-04(2) 1.5 FT	27
3.10: DA79841-3A: FS-04(2) 1.5 FT	30
3.11: DA79841-3B: FS-04(2) 1.5 FT	32
3.12: DA79841-3C: FS-04(2) 1.5 FT	33
3.13: DA79841-4: FS-05(2) 1.5 FT	35
3.14: DA79841-4A: FS-05(2) 1.5 FT	38
3.15: DA79841-4B: FS-05(2) 1.5 FT	40
3.16: DA79841-4C: FS-05(2) 1.5 FT	41
3.17: DA79841-5: FS-07(2) 2.5 FT	43
3.18: DA79841-5A: FS-07(2) 2.5 FT	46
3.19: DA79841-5B: FS-07(2) 2.5 FT	48
3.20: DA79841-5C: FS-07(2) 2.5 FT	49
Section 4: Misc. Forms	51
4.1: Chain of Custody	52
Section 5: MS Volatiles - QC Data Summaries	54
5.1: Method Blank Summary	55
5.2: Blank Spike Summary	56
5.3: Matrix Spike/Matrix Spike Duplicate Summary	58
Section 6: MS Semi-volatiles - QC Data Summaries	60
6.1: Method Blank Summary	61
6.2: Blank Spike Summary	62
6.3: Matrix Spike/Matrix Spike Duplicate Summary	63
Section 7: GC/LC Semi-volatiles - QC Data Summaries	64
7.1: Method Blank Summary	65
7.2: Blank Spike Summary	66
7.3: Matrix Spike/Matrix Spike Duplicate Summary	68
Section 8: Metals Analysis - QC Data Summaries	70
8.1: Prep QC MP46333: B	71
8.2: Prep QC MP46335: B	79
8.3: Prep QC MP46336: As,Ba,Cd,Cu,Pb,Ni,Se,Ag,Zn	87
8.4: Prep QC MP46338: As,Ba,Cd,Cu,Pb,Ni,Se,Ag,Zn	92

Table of Contents

-2-

8.5: Prep QC MP46356: Ca,Mg,Na	97
Section 9: General Chemistry - QC Data Summaries	107
9.1: Method Blank and Spike Results Summary	108
9.2: Duplicate Results Summary	109
9.3: Matrix Spike Results Summary	110

1

2

3

4

5

6

7

8

9



Sample Summary

Chevron/Freemont

Job No: DA79841

Kortum LD Spill

Sample Number	Collected		Received	Matrix		Client Sample ID
	Date	Time By		Code	Type	
DA79841-1	02/20/26	09:10 PH	02/20/26	SO	Soil	FS-02(2) 1.5 FT
DA79841-1A	02/20/26	09:10 PH	02/20/26	SO	Soil	FS-02(2) 1.5 FT
DA79841-1B	02/20/26	09:10 PH	02/20/26	SO	Soil	FS-02(2) 1.5 FT
DA79841-1C	02/20/26	09:10 PH	02/20/26	SO	Soil	FS-02(2) 1.5 FT
DA79841-2	02/20/26	09:15 PH	02/20/26	SO	Soil	FS-03(2) 1.5 FT
DA79841-2A	02/20/26	09:15 PH	02/20/26	SO	Soil	FS-03(2) 1.5 FT
DA79841-2B	02/20/26	09:15 PH	02/20/26	SO	Soil	FS-03(2) 1.5 FT
DA79841-2C	02/20/26	09:15 PH	02/20/26	SO	Soil	FS-03(2) 1.5 FT
DA79841-3	02/20/26	09:20 PH	02/20/26	SO	Soil	FS-04(2) 1.5 FT
DA79841-3A	02/20/26	09:20 PH	02/20/26	SO	Soil	FS-04(2) 1.5 FT
DA79841-3B	02/20/26	09:20 PH	02/20/26	SO	Soil	FS-04(2) 1.5 FT
DA79841-3C	02/20/26	09:20 PH	02/20/26	SO	Soil	FS-04(2) 1.5 FT
DA79841-4	02/20/26	09:25 PH	02/20/26	SO	Soil	FS-05(2) 1.5 FT

Soil samples reported on a dry weight basis unless otherwise indicated on result page.



Sample Summary

(continued)

Chevron/Fremont

Job No: DA79841

Kortum LD Spill

Sample Number	Collected		Received	Matrix		Client Sample ID
	Date	Time By		Code	Type	
DA79841-4A	02/20/26	09:25 PH	02/20/26	SO	Soil	FS-05(2) 1.5 FT
DA79841-4B	02/20/26	09:25 PH	02/20/26	SO	Soil	FS-05(2) 1.5 FT
DA79841-4C	02/20/26	09:25 PH	02/20/26	SO	Soil	FS-05(2) 1.5 FT
DA79841-5	02/20/26	09:30 PH	02/20/26	SO	Soil	FS-07(2) 2.5 FT
DA79841-5A	02/20/26	09:30 PH	02/20/26	SO	Soil	FS-07(2) 2.5 FT
DA79841-5B	02/20/26	09:30 PH	02/20/26	SO	Soil	FS-07(2) 2.5 FT
DA79841-5C	02/20/26	09:30 PH	02/20/26	SO	Soil	FS-07(2) 2.5 FT

Soil samples reported on a dry weight basis unless otherwise indicated on result page.

Summary of Hits

Job Number: DA79841
Account: Chevron/Freemont
Project: Kortum LD Spill
Collected: 02/20/26

Lab Sample ID	Client Sample ID	Result/ Qual	RL	MDL	Units	Method
---------------	------------------	-----------------	----	-----	-------	--------

DA79841-1 FS-02(2) 1.5 FT

No hits reported in this sample.

DA79841-1A FS-02(2) 1.5 FT

Calcium	42.6	6.0		mg/l	SW846 6010C
Magnesium	7.92	3.0		mg/l	SW846 6010C
Sodium	78.7	6.0		mg/l	SW846 6010C
Sodium Adsorption Ratio ^a	2.90			ratio	USDA HANDBOOK 60

DA79841-1B FS-02(2) 1.5 FT

Boron	0.700	0.25		mg/l	SW846 6010C
-------	-------	------	--	------	-------------

DA79841-1C FS-02(2) 1.5 FT

Arsenic	5.9	0.23		mg/kg	SW846 6020B
Barium	162	2.3		mg/kg	SW846 6020B
Cadmium	0.33	0.12		mg/kg	SW846 6020B
Copper	15.7	2.3		mg/kg	SW846 6020B
Lead	13.7	0.58		mg/kg	SW846 6020B
Nickel	15.7	2.3		mg/kg	SW846 6020B
Selenium	0.41	0.23		mg/kg	SW846 6020B
Zinc	47.5	12		mg/kg	SW846 6020B
pH ^b	8.97			su	WREP-125,4E-SATPASTE
Specific Conductivity	0.37	0.0010		mmhos/cm	SM 2510B-2011 MOD

DA79841-2 FS-03(2) 1.5 FT

No hits reported in this sample.

DA79841-2A FS-03(2) 1.5 FT

Calcium	1580	6.0		mg/l	SW846 6010C
Magnesium	179	3.0		mg/l	SW846 6010C
Sodium	71.0	6.0		mg/l	SW846 6010C
Sodium Adsorption Ratio ^a	0.451			ratio	USDA HANDBOOK 60

DA79841-2B FS-03(2) 1.5 FT

Boron	0.914	0.25		mg/l	SW846 6010C
-------	-------	------	--	------	-------------

Summary of Hits

Job Number: DA79841
Account: Chevron/Freemont
Project: Kortum LD Spill
Collected: 02/20/26

Lab Sample ID	Client Sample ID	Result/ Qual	RL	MDL	Units	Method
---------------	------------------	-----------------	----	-----	-------	--------

DA79841-2C FS-03(2) 1.5 FT

Arsenic		6.5	0.25		mg/kg	SW846 6020B
Barium		652	2.5		mg/kg	SW846 6020B
Cadmium		0.33	0.13		mg/kg	SW846 6020B
Copper		16.2	2.5		mg/kg	SW846 6020B
Lead		13.7	0.64		mg/kg	SW846 6020B
Nickel		15.6	2.5		mg/kg	SW846 6020B
Selenium		0.33	0.25		mg/kg	SW846 6020B
Zinc		47.9	13		mg/kg	SW846 6020B
pH ^b		8.55			su	WREP-125,4E-SATPASTE
Specific Conductivity		0.91	0.0010		mmhos/cm	SM 2510B-2011 MOD

DA79841-3 FS-04(2) 1.5 FT

1,3,5-Trimethylbenzene		0.0033	0.0024		mg/kg	SW846 8260D
TPH-GRO (C6-C10)		0.896	0.24		mg/kg	SW846 8260D

DA79841-3A FS-04(2) 1.5 FT

Calcium		68.2	6.0		mg/l	SW846 6010C
Magnesium		23.0	3.0		mg/l	SW846 6010C
Sodium		43.9	6.0		mg/l	SW846 6010C
Sodium Adsorption Ratio ^a		1.17			ratio	USDA HANDBOOK 60

DA79841-3B FS-04(2) 1.5 FT

Boron		0.591	0.25		mg/l	SW846 6010C
-------	--	-------	------	--	------	-------------

DA79841-3C FS-04(2) 1.5 FT

Arsenic		5.9	0.23		mg/kg	SW846 6020B
Barium		215	2.3		mg/kg	SW846 6020B
Cadmium		0.26	0.12		mg/kg	SW846 6020B
Copper		15.5	2.3		mg/kg	SW846 6020B
Lead		13.3	0.58		mg/kg	SW846 6020B
Nickel		14.6	2.3		mg/kg	SW846 6020B
Selenium		0.33	0.23		mg/kg	SW846 6020B
Zinc		45.6	12		mg/kg	SW846 6020B
pH ^b		7.88			su	WREP-125,4E-SATPASTE
Specific Conductivity		0.76	0.0010		mmhos/cm	SM 2510B-2011 MOD

DA79841-4 FS-05(2) 1.5 FT

No hits reported in this sample.

Summary of Hits

Job Number: DA79841
Account: Chevron/Freemont
Project: Kortum LD Spill
Collected: 02/20/26

Lab Sample ID	Client Sample ID	Result/ Qual	RL	MDL	Units	Method
---------------	------------------	-----------------	----	-----	-------	--------

DA79841-4A FS-05(2) 1.5 FT

Calcium	1350	6.0		mg/l	SW846 6010C
Magnesium	148	3.0		mg/l	SW846 6010C
Sodium	120	6.0		mg/l	SW846 6010C
Sodium Adsorption Ratio ^a	0.827			ratio	USDA HANDBOOK 60

DA79841-4B FS-05(2) 1.5 FT

Boron	0.820	0.25		mg/l	SW846 6010C
-------	-------	------	--	------	-------------

DA79841-4C FS-05(2) 1.5 FT

Arsenic	5.6	0.23		mg/kg	SW846 6020B
Barium	251	2.3		mg/kg	SW846 6020B
Cadmium	0.31	0.12		mg/kg	SW846 6020B
Copper	15.0	2.3		mg/kg	SW846 6020B
Lead	12.7	0.58		mg/kg	SW846 6020B
Nickel	15.5	2.3		mg/kg	SW846 6020B
Selenium	0.41	0.23		mg/kg	SW846 6020B
Zinc	45.8	12		mg/kg	SW846 6020B
pH ^b	7.94			su	WREP-125,4E-SATPASTE
Specific Conductivity	1.2	0.0010		mmhos/cm	SM 2510B-2011 MOD

DA79841-5 FS-07(2) 2.5 FT

No hits reported in this sample.

DA79841-5A FS-07(2) 2.5 FT

Calcium	93.1	6.0		mg/l	SW846 6010C
Magnesium	47.7	3.0		mg/l	SW846 6010C
Sodium	258	6.0		mg/l	SW846 6010C
Sodium Adsorption Ratio ^a	5.42			ratio	USDA HANDBOOK 60

DA79841-5B FS-07(2) 2.5 FT

Boron	0.773	0.25		mg/l	SW846 6010C
-------	-------	------	--	------	-------------

DA79841-5C FS-07(2) 2.5 FT

Arsenic	5.7	0.23		mg/kg	SW846 6020B
Barium	204	2.3		mg/kg	SW846 6020B
Cadmium	0.26	0.12		mg/kg	SW846 6020B

Summary of Hits

Job Number: DA79841
Account: Chevron/Freemont
Project: Kortum LD Spill
Collected: 02/20/26

Lab Sample ID	Client Sample ID	Result/ Qual	RL	MDL	Units	Method
Copper		14.4	2.3		mg/kg	SW846 6020B
Lead		12.5	0.58		mg/kg	SW846 6020B
Nickel		13.6	2.3		mg/kg	SW846 6020B
Selenium		0.37	0.23		mg/kg	SW846 6020B
Zinc		43.4	12		mg/kg	SW846 6020B
pH ^b		7.72			su	WREP-125,4E-SATPASTE
Specific Conductivity		1.8	0.0010		mmhos/cm	SM 2510B-2011 MOD

(a) Calculated as: $(Na \text{ meq/L}) / \sqrt{[(Ca \text{ meq/L}) + (Mg \text{ meq/L})/2]}$
(b) Saturated paste was generated on 02/21/26.

Sample Results

Report of Analysis

Report of Analysis

3.1
3

Client Sample ID: FS-02(2) 1.5 FT	
Lab Sample ID: DA79841-1	Date Sampled: 02/20/26
Matrix: SO - Soil	Date Received: 02/20/26
Method: SW846 8260D SW846 5035A	Percent Solids: 79.5
Project: Kortum LD Spill	

Run #	File ID	DF	Analyzed	By	Prep Date	Prep Batch	Analytical Batch
Run #1	9AV6147.D	1	02/20/26 18:21	RT	n/a	n/a	V9V915
Run #2							

Run #	Initial Weight	Final Volume
Run #1	5.13 g	5.0 ml
Run #2		

VOA COGCC Table 915 soil list

CAS No.	Compound	Result	RL	Units	Q
71-43-2	Benzene	< 0.0012	0.0012	mg/kg	
100-41-4	Ethylbenzene	< 0.0025	0.0025	mg/kg	
108-88-3	Toluene	< 0.0025	0.0025	mg/kg	
95-63-6	1,2,4-Trimethylbenzene	< 0.0025	0.0025	mg/kg	
108-67-8	1,3,5-Trimethylbenzene	< 0.0025	0.0025	mg/kg	
	m,p-Xylene	< 0.0025	0.0025	mg/kg	
95-47-6	o-Xylene	< 0.0025	0.0025	mg/kg	
1330-20-7	Xylene (total)	< 0.0025	0.0025	mg/kg	
	TPH-GRO (C6-C10)	< 0.25	0.25	mg/kg	

CAS No.	Surrogate Recoveries	Run# 1	Run# 2	Limits
1868-53-7	Dibromofluoromethane	104%		70-130%
2037-26-5	Toluene-D8	91%		70-130%
460-00-4	4-Bromofluorobenzene	100%		70-130%
17060-07-0	1,2-Dichloroethane-D4	92%		70-130%

RL = Reporting Limit
E = Indicates value exceeds calibration range

J = Indicates an estimated value
B = Indicates analyte found in associated method blank
N = Indicates presumptive evidence of a compound

Report of Analysis

Client Sample ID: FS-02(2) 1.5 FT		
Lab Sample ID: DA79841-1		Date Sampled: 02/20/26
Matrix: SO - Soil		Date Received: 02/20/26
Method: SW846 8270E SW846 3570		Percent Solids: 79.5
Project: Kortum LD Spill		

Run #	File ID	DF	Analyzed	By	Prep Date	Prep Batch	Analytical Batch
Run #1	6G026413.D	1	02/21/26 00:15	TH	02/20/26 15:00	OP30205	E6G988
Run #2							

Run #	Initial Weight	Final Volume
Run #1	5.2 g	10.0 ml
Run #2		

COGCC Table 915-1 PAH List

CAS No.	Compound	Result	RL	Units	Q
83-32-9	Acenaphthene	< 0.0048	0.0048	mg/kg	
120-12-7	Anthracene	< 0.0048	0.0048	mg/kg	
56-55-3	Benzo(a)anthracene	< 0.0060	0.0060	mg/kg	
205-99-2	Benzo(b)fluoranthene	< 0.0048	0.0048	mg/kg	
207-08-9	Benzo(k)fluoranthene	< 0.0048	0.0048	mg/kg	
50-32-8	Benzo(a)pyrene	< 0.0048	0.0048	mg/kg	
218-01-9	Chrysene	< 0.0048	0.0048	mg/kg	
53-70-3	Dibenzo(a,h)anthracene	< 0.0048	0.0048	mg/kg	
206-44-0	Fluoranthene	< 0.0048	0.0048	mg/kg	
86-73-7	Fluorene	< 0.0048	0.0048	mg/kg	
193-39-5	Indeno(1,2,3-cd)pyrene	< 0.0048	0.0048	mg/kg	
90-12-0	1-Methylnaphthalene	< 0.0048	0.0048	mg/kg	
91-57-6	2-Methylnaphthalene	< 0.0048	0.0048	mg/kg	
91-20-3	Naphthalene	< 0.0024	0.0024	mg/kg	
129-00-0	Pyrene	< 0.0048	0.0048	mg/kg	

CAS No.	Surrogate Recoveries	Run# 1	Run# 2	Limits
321-60-8	2-Fluorobiphenyl	89%		22-138%
4165-60-0	Nitrobenzene-d5	126%		32-143%
1718-51-0	Terphenyl-d14	77%		48-149%

RL = Reporting Limit
E = Indicates value exceeds calibration range

J = Indicates an estimated value
B = Indicates analyte found in associated method blank
N = Indicates presumptive evidence of a compound

Report of Analysis

3.1
3

Client Sample ID: FS-02(2) 1.5 FT	Date Sampled: 02/20/26
Lab Sample ID: DA79841-1	Date Received: 02/20/26
Matrix: SO - Soil	Percent Solids: 79.5
Method: SW846-8015C SW846 3570	
Project: Kortum LD Spill	

Run #	File ID	DF	Analyzed	By	Prep Date	Prep Batch	Analytical Batch
Run #1	LW53584.D	1	02/21/26 02:02	JB	02/20/26 15:00	OP30204	GLW1279
Run #2							

Run #	Initial Weight	Final Volume
Run #1	5.2 g	10.0 ml
Run #2		

DRO C10-C28, ORO > C28-C36

CAS No.	Compound	Result	RL	Units	Q
	TPH-DRO (C10-C28)	< 4.8	4.8	mg/kg	
	TPH-ORO (> C28-C36)	< 7.2	7.2	mg/kg	

CAS No.	Surrogate Recoveries	Run# 1	Run# 2	Limits
84-15-1	o-Terphenyl	52%		44-149%

RL = Reporting Limit
 E = Indicates value exceeds calibration range

J = Indicates an estimated value
 B = Indicates analyte found in associated method blank
 N = Indicates presumptive evidence of a compound

Report of Analysis

Client Sample ID: FS-02(2) 1.5 FT	
Lab Sample ID: DA79841-1A	Date Sampled: 02/20/26
Matrix: SO - Soil	Date Received: 02/20/26
	Percent Solids: 79.5
Project: Kortum LD Spill	

SAR Metals Analysis

Analyte	Result	RL	Units	DF	Prep	Analyzed By	Method	Prep Method
Calcium	42.6	6.0	mg/l	1	02/23/26	02/23/26 BR	SW846 6010C ¹	USDA HANDBOOK 60 ²
Magnesium	7.92	3.0	mg/l	1	02/23/26	02/23/26 BR	SW846 6010C ¹	USDA HANDBOOK 60 ²
Sodium	78.7	6.0	mg/l	1	02/23/26	02/23/26 BR	SW846 6010C ¹	USDA HANDBOOK 60 ²

(1) Instrument QC Batch: MA20245

(2) Prep QC Batch: MP46356

RL = Reporting Limit

Report of Analysis

Client Sample ID: FS-02(2) 1.5 FT	
Lab Sample ID: DA79841-1A	Date Sampled: 02/20/26
Matrix: SO - Soil	Date Received: 02/20/26
	Percent Solids: 79.5
Project: Kortum LD Spill	

General Chemistry

Analyte	Result	RL	Units	DF	Analyzed	By	Method
Sodium Adsorption Ratio ^a	2.90		ratio	1	02/23/26 13:38	BR	USDA HANDBOOK 60

(a) Calculated as: $(Na \text{ meq/L}) / \sqrt{[(Ca \text{ meq/L}) + (Mg \text{ meq/L})/2]}$

RL = Reporting Limit

Report of Analysis

Client Sample ID: FS-02(2) 1.5 FT	
Lab Sample ID: DA79841-1B	Date Sampled: 02/20/26
Matrix: SO - Soil	Date Received: 02/20/26
	Percent Solids: 79.5
Project: Kortum LD Spill	

Hot Water Soluble Boron Metals Analysis

Analyte	Result	RL	Units	DF	Prep	Analyzed By	Method	Prep Method
Boron	0.700	0.25	mg/l	1	02/23/26	02/24/26 BR	SW846 6010C ¹	HWS-B ²

(1) Instrument QC Batch: MA20245

(2) Prep QC Batch: MP46333

RL = Reporting Limit

Report of Analysis

Client Sample ID: FS-02(2) 1.5 FT	Date Sampled: 02/20/26
Lab Sample ID: DA79841-1C	Date Received: 02/20/26
Matrix: SO - Soil	Percent Solids: 79.5
Project: Kortum LD Spill	

Metals Analysis

Analyte	Result	RL	Units	DF	Prep	Analyzed By	Method	Prep Method
Arsenic	5.9	0.23	mg/kg	10	02/21/26	02/23/26 GS	SW846 6020B ¹	SW846 3050B ²
Barium	162	2.3	mg/kg	10	02/21/26	02/23/26 GS	SW846 6020B ¹	SW846 3050B ²
Cadmium	0.33	0.12	mg/kg	10	02/21/26	02/23/26 GS	SW846 6020B ¹	SW846 3050B ²
Copper	15.7	2.3	mg/kg	10	02/21/26	02/23/26 GS	SW846 6020B ¹	SW846 3050B ²
Lead	13.7	0.58	mg/kg	10	02/21/26	02/23/26 GS	SW846 6020B ¹	SW846 3050B ²
Nickel	15.7	2.3	mg/kg	10	02/21/26	02/23/26 GS	SW846 6020B ¹	SW846 3050B ²
Selenium	0.41	0.23	mg/kg	10	02/21/26	02/23/26 GS	SW846 6020B ¹	SW846 3050B ²
Silver	< 0.12	0.12	mg/kg	10	02/21/26	02/23/26 GS	SW846 6020B ¹	SW846 3050B ²
Zinc	47.5	12	mg/kg	10	02/21/26	02/23/26 GS	SW846 6020B ¹	SW846 3050B ²

(1) Instrument QC Batch: MA20243

(2) Prep QC Batch: MP46336

RL = Reporting Limit

Report of Analysis

Client Sample ID: FS-02(2) 1.5 FT	Date Sampled: 02/20/26
Lab Sample ID: DA79841-1C	Date Received: 02/20/26
Matrix: SO - Soil	Percent Solids: 79.5
Project: Kortum LD Spill	

General Chemistry

Analyte	Result	RL	Units	DF	Analyzed	By	Method
pH-saturated paste method							
pH ^a	8.97		su	1	02/21/26 21:00	SG	WREP-125,4E-SATPASTE
prep: DEPT.OF AG, BOOK N9							
Specific Conductivity	0.37	0.0010	mmhos/cm	1	02/21/26 18:00	SG	SM 2510B-2011 MOD
Chromium, Hexavalent	< 0.24	0.24	mg/kg	1	02/25/26 21:49	SN	SW846 3060A/7199

(a) Saturated paste was generated on 02/21/26.

RL = Reporting Limit

Report of Analysis

3.5
3

Client Sample ID: FS-03(2) 1.5 FT	Date Sampled: 02/20/26
Lab Sample ID: DA79841-2	Date Received: 02/20/26
Matrix: SO - Soil	Percent Solids: 75.6
Method: SW846 8260D SW846 5035A	
Project: Kortum LD Spill	

Run #	File ID	DF	Analyzed	By	Prep Date	Prep Batch	Analytical Batch
Run #1	9AV6148.D	1	02/20/26 18:43	RT	n/a	n/a	V9V915
Run #2							

Run #	Initial Weight	Final Volume
Run #1	5.01 g	5.0 ml
Run #2		

VOA COGCC Table 915 soil list

CAS No.	Compound	Result	RL	Units	Q
71-43-2	Benzene	< 0.0013	0.0013	mg/kg	
100-41-4	Ethylbenzene	< 0.0026	0.0026	mg/kg	
108-88-3	Toluene	< 0.0026	0.0026	mg/kg	
95-63-6	1,2,4-Trimethylbenzene	< 0.0026	0.0026	mg/kg	
108-67-8	1,3,5-Trimethylbenzene	< 0.0026	0.0026	mg/kg	
	m,p-Xylene	< 0.0026	0.0026	mg/kg	
95-47-6	o-Xylene	< 0.0026	0.0026	mg/kg	
1330-20-7	Xylene (total)	< 0.0026	0.0026	mg/kg	
	TPH-GRO (C6-C10)	< 0.26	0.26	mg/kg	

CAS No.	Surrogate Recoveries	Run# 1	Run# 2	Limits
1868-53-7	Dibromofluoromethane	104%		70-130%
2037-26-5	Toluene-D8	90%		70-130%
460-00-4	4-Bromofluorobenzene	98%		70-130%
17060-07-0	1,2-Dichloroethane-D4	90%		70-130%

RL = Reporting Limit
E = Indicates value exceeds calibration range

J = Indicates an estimated value
B = Indicates analyte found in associated method blank
N = Indicates presumptive evidence of a compound

Report of Analysis

3.5
3

Client Sample ID: FS-03(2) 1.5 FT	Date Sampled: 02/20/26
Lab Sample ID: DA79841-2	Date Received: 02/20/26
Matrix: SO - Soil	Percent Solids: 75.6
Method: SW846 8270E SW846 3570	
Project: Kortum LD Spill	

Run #	File ID	DF	Analyzed	By	Prep Date	Prep Batch	Analytical Batch
Run #1	6G026414.D	1	02/21/26 00:34	TH	02/20/26 15:00	OP30205	E6G988
Run #2							

Run #	Initial Weight	Final Volume
Run #1	5.1 g	10.0 ml
Run #2		

COGCC Table 915-1 PAH List

CAS No.	Compound	Result	RL	Units	Q
83-32-9	Acenaphthene	< 0.0052	0.0052	mg/kg	
120-12-7	Anthracene	< 0.0052	0.0052	mg/kg	
56-55-3	Benzo(a)anthracene	< 0.0064	0.0064	mg/kg	
205-99-2	Benzo(b)fluoranthene	< 0.0052	0.0052	mg/kg	
207-08-9	Benzo(k)fluoranthene	< 0.0052	0.0052	mg/kg	
50-32-8	Benzo(a)pyrene	< 0.0052	0.0052	mg/kg	
218-01-9	Chrysene	< 0.0052	0.0052	mg/kg	
53-70-3	Dibenzo(a,h)anthracene	< 0.0052	0.0052	mg/kg	
206-44-0	Fluoranthene	< 0.0052	0.0052	mg/kg	
86-73-7	Fluorene	< 0.0052	0.0052	mg/kg	
193-39-5	Indeno(1,2,3-cd)pyrene	< 0.0052	0.0052	mg/kg	
90-12-0	1-Methylnaphthalene	< 0.0052	0.0052	mg/kg	
91-57-6	2-Methylnaphthalene	< 0.0052	0.0052	mg/kg	
91-20-3	Naphthalene	< 0.0026	0.0026	mg/kg	
129-00-0	Pyrene	< 0.0052	0.0052	mg/kg	

CAS No.	Surrogate Recoveries	Run# 1	Run# 2	Limits
321-60-8	2-Fluorobiphenyl	96%		22-138%
4165-60-0	Nitrobenzene-d5	113%		32-143%
1718-51-0	Terphenyl-d14	102%		48-149%

RL = Reporting Limit
E = Indicates value exceeds calibration range

J = Indicates an estimated value
B = Indicates analyte found in associated method blank
N = Indicates presumptive evidence of a compound

Report of Analysis

3.5
3

Client Sample ID: FS-03(2) 1.5 FT	Date Sampled: 02/20/26
Lab Sample ID: DA79841-2	Date Received: 02/20/26
Matrix: SO - Soil	Percent Solids: 75.6
Method: SW846-8015C SW846 3570	
Project: Kortum LD Spill	

	File ID	DF	Analyzed	By	Prep Date	Prep Batch	Analytical Batch
Run #1	LW53585.D	1	02/21/26 02:17	JB	02/20/26 15:00	OP30204	GLW1279
Run #2							

	Initial Weight	Final Volume
Run #1	5.1 g	10.0 ml
Run #2		

DRO C10-C28, ORO > C28-C36

CAS No.	Compound	Result	RL	Units	Q
	TPH-DRO (C10-C28)	< 5.2	5.2	mg/kg	
	TPH-ORO (> C28-C36)	< 7.7	7.7	mg/kg	

CAS No.	Surrogate Recoveries	Run# 1	Run# 2	Limits
84-15-1	o-Terphenyl	70%		44-149%

RL = Reporting Limit
E = Indicates value exceeds calibration range

J = Indicates an estimated value
B = Indicates analyte found in associated method blank
N = Indicates presumptive evidence of a compound

Report of Analysis

Client Sample ID: FS-03(2) 1.5 FT	Date Sampled: 02/20/26
Lab Sample ID: DA79841-2A	Date Received: 02/20/26
Matrix: SO - Soil	Percent Solids: 75.6
Project: Kortum LD Spill	

SAR Metals Analysis

Analyte	Result	RL	Units	DF	Prep	Analyzed By	Method	Prep Method
Calcium	1580	6.0	mg/l	1	02/23/26	02/23/26 BR	SW846 6010C ¹	USDA HANDBOOK 60 ²
Magnesium	179	3.0	mg/l	1	02/23/26	02/23/26 BR	SW846 6010C ¹	USDA HANDBOOK 60 ²
Sodium	71.0	6.0	mg/l	1	02/23/26	02/23/26 BR	SW846 6010C ¹	USDA HANDBOOK 60 ²

(1) Instrument QC Batch: MA20245

(2) Prep QC Batch: MP46356

RL = Reporting Limit

Report of Analysis

Client Sample ID: FS-03(2) 1.5 FT	
Lab Sample ID: DA79841-2A	Date Sampled: 02/20/26
Matrix: SO - Soil	Date Received: 02/20/26
	Percent Solids: 75.6
Project: Kortum LD Spill	

General Chemistry

Analyte	Result	RL	Units	DF	Analyzed	By	Method
Sodium Adsorption Ratio ^a	0.451		ratio	1	02/23/26 13:40	BR	USDA HANDBOOK 60

(a) Calculated as: $(Na \text{ meq/L}) / \sqrt{[(Ca \text{ meq/L}) + (Mg \text{ meq/L})/2]}$

RL = Reporting Limit

Report of Analysis

Client Sample ID: FS-03(2) 1.5 FT	
Lab Sample ID: DA79841-2B	Date Sampled: 02/20/26
Matrix: SO - Soil	Date Received: 02/20/26
	Percent Solids: 75.6
Project: Kortum LD Spill	

Hot Water Soluble Boron Metals Analysis

Analyte	Result	RL	Units	DF	Prep	Analyzed By	Method	Prep Method
Boron	0.914	0.25	mg/l	1	02/23/26	02/24/26 BR	SW846 6010C ¹	HWS-B ²

(1) Instrument QC Batch: MA20245

(2) Prep QC Batch: MP46333

RL = Reporting Limit

Report of Analysis



Client Sample ID: FS-03(2) 1.5 FT	Date Sampled: 02/20/26
Lab Sample ID: DA79841-2C	Date Received: 02/20/26
Matrix: SO - Soil	Percent Solids: 75.6
Project: Kortum LD Spill	

Metals Analysis

Analyte	Result	RL	Units	DF	Prep	Analyzed By	Method	Prep Method
Arsenic	6.5	0.25	mg/kg	10	02/21/26	02/23/26 GS	SW846 6020B ¹	SW846 3050B ²
Barium	652	2.5	mg/kg	10	02/21/26	02/23/26 GS	SW846 6020B ¹	SW846 3050B ²
Cadmium	0.33	0.13	mg/kg	10	02/21/26	02/23/26 GS	SW846 6020B ¹	SW846 3050B ²
Copper	16.2	2.5	mg/kg	10	02/21/26	02/23/26 GS	SW846 6020B ¹	SW846 3050B ²
Lead	13.7	0.64	mg/kg	10	02/21/26	02/23/26 GS	SW846 6020B ¹	SW846 3050B ²
Nickel	15.6	2.5	mg/kg	10	02/21/26	02/23/26 GS	SW846 6020B ¹	SW846 3050B ²
Selenium	0.33	0.25	mg/kg	10	02/21/26	02/23/26 GS	SW846 6020B ¹	SW846 3050B ²
Silver	< 0.13	0.13	mg/kg	10	02/21/26	02/23/26 GS	SW846 6020B ¹	SW846 3050B ²
Zinc	47.9	13	mg/kg	10	02/21/26	02/23/26 GS	SW846 6020B ¹	SW846 3050B ²

(1) Instrument QC Batch: MA20243

(2) Prep QC Batch: MP46336

RL = Reporting Limit

Report of Analysis



Client Sample ID: FS-03(2) 1.5 FT	Date Sampled: 02/20/26
Lab Sample ID: DA79841-2C	Date Received: 02/20/26
Matrix: SO - Soil	Percent Solids: 75.6
Project: Kortum LD Spill	

General Chemistry

Analyte	Result	RL	Units	DF	Analyzed	By	Method
pH-saturated paste method							
pH ^a	8.55		su	1	02/21/26 21:00	SG	WREP-125,4E-SATPASTE
prep: DEPT.OF AG, BOOK N9							
Specific Conductivity	0.91	0.0010	mmhos/cm	1	02/21/26 18:00	SG	SM 2510B-2011 MOD
Chromium, Hexavalent	< 0.27	0.27	mg/kg	1	02/25/26 22:05	SN	SW846 3060A/7199

(a) Saturated paste was generated on 02/21/26.

RL = Reporting Limit

Report of Analysis

Client Sample ID: FS-04(2) 1.5 FT	Date Sampled: 02/20/26
Lab Sample ID: DA79841-3	Date Received: 02/20/26
Matrix: SO - Soil	Percent Solids: 83.1
Method: SW846 8260D SW846 5035A	
Project: Kortum LD Spill	

Run #	File ID	DF	Analyzed	By	Prep Date	Prep Batch	Analytical Batch
Run #1	9AV6153.D	1	02/20/26 20:36	RT	n/a	n/a	V9V915
Run #2							

Run #	Initial Weight	Final Volume
Run #1	5.08 g	5.0 ml
Run #2		

VOA COGCC Table 915 soil list

CAS No.	Compound	Result	RL	Units	Q
71-43-2	Benzene	< 0.0012	0.0012	mg/kg	
100-41-4	Ethylbenzene	< 0.0024	0.0024	mg/kg	
108-88-3	Toluene	< 0.0024	0.0024	mg/kg	
95-63-6	1,2,4-Trimethylbenzene	< 0.0024	0.0024	mg/kg	
108-67-8	1,3,5-Trimethylbenzene	0.0033	0.0024	mg/kg	
	m,p-Xylene	< 0.0024	0.0024	mg/kg	
95-47-6	o-Xylene	< 0.0024	0.0024	mg/kg	
1330-20-7	Xylene (total)	< 0.0024	0.0024	mg/kg	
	TPH-GRO (C6-C10)	0.896	0.24	mg/kg	

CAS No.	Surrogate Recoveries	Run# 1	Run# 2	Limits
1868-53-7	Dibromofluoromethane	103%		70-130%
2037-26-5	Toluene-D8	94%		70-130%
460-00-4	4-Bromofluorobenzene	100%		70-130%
17060-07-0	1,2-Dichloroethane-D4	92%		70-130%

RL = Reporting Limit
E = Indicates value exceeds calibration range

J = Indicates an estimated value
B = Indicates analyte found in associated method blank
N = Indicates presumptive evidence of a compound

Report of Analysis

Client Sample ID: FS-04(2) 1.5 FT	
Lab Sample ID: DA79841-3	Date Sampled: 02/20/26
Matrix: SO - Soil	Date Received: 02/20/26
Method: SW846 8270E SW846 3570	Percent Solids: 83.1
Project: Kortum LD Spill	

Run #	File ID	DF	Analyzed	By	Prep Date	Prep Batch	Analytical Batch
Run #1	6G026415.D	1	02/21/26 00:54	TH	02/20/26 15:00	OP30205	E6G988
Run #2							

Run #	Initial Weight	Final Volume
Run #1	5.3 g	10.0 ml
Run #2		

COGCC Table 915-1 PAH List

CAS No.	Compound	Result	RL	Units	Q
83-32-9	Acenaphthene	< 0.0045	0.0045	mg/kg	
120-12-7	Anthracene	< 0.0045	0.0045	mg/kg	
56-55-3	Benzo(a)anthracene	< 0.0056	0.0056	mg/kg	
205-99-2	Benzo(b)fluoranthene	< 0.0045	0.0045	mg/kg	
207-08-9	Benzo(k)fluoranthene	< 0.0045	0.0045	mg/kg	
50-32-8	Benzo(a)pyrene	< 0.0045	0.0045	mg/kg	
218-01-9	Chrysene	< 0.0045	0.0045	mg/kg	
53-70-3	Dibenzo(a,h)anthracene	< 0.0045	0.0045	mg/kg	
206-44-0	Fluoranthene	< 0.0045	0.0045	mg/kg	
86-73-7	Fluorene	< 0.0045	0.0045	mg/kg	
193-39-5	Indeno(1,2,3-cd)pyrene	< 0.0045	0.0045	mg/kg	
90-12-0	1-Methylnaphthalene	< 0.0045	0.0045	mg/kg	
91-57-6	2-Methylnaphthalene	< 0.0045	0.0045	mg/kg	
91-20-3	Naphthalene	< 0.0023	0.0023	mg/kg	
129-00-0	Pyrene	< 0.0045	0.0045	mg/kg	

CAS No.	Surrogate Recoveries	Run# 1	Run# 2	Limits
321-60-8	2-Fluorobiphenyl	85%		22-138%
4165-60-0	Nitrobenzene-d5	116%		32-143%
1718-51-0	Terphenyl-d14	78%		48-149%

RL = Reporting Limit
E = Indicates value exceeds calibration range

J = Indicates an estimated value
B = Indicates analyte found in associated method blank
N = Indicates presumptive evidence of a compound

Report of Analysis

3.9
3

Client Sample ID: FS-04(2) 1.5 FT	Date Sampled: 02/20/26
Lab Sample ID: DA79841-3	Date Received: 02/20/26
Matrix: SO - Soil	Percent Solids: 83.1
Method: SW846-8015C SW846 3570	
Project: Kortum LD Spill	

	File ID	DF	Analyzed	By	Prep Date	Prep Batch	Analytical Batch
Run #1	LW53586.D	1	02/21/26 02:32	JB	02/20/26 15:00	OP30204	GLW1279
Run #2							

	Initial Weight	Final Volume
Run #1	5.3 g	10.0 ml
Run #2		

DRO C10-C28, ORO > C28-C36

CAS No.	Compound	Result	RL	Units	Q
	TPH-DRO (C10-C28)	< 4.5	4.5	mg/kg	
	TPH-ORO (> C28-C36)	< 6.8	6.8	mg/kg	

CAS No.	Surrogate Recoveries	Run# 1	Run# 2	Limits
84-15-1	o-Terphenyl	54%		44-149%

RL = Reporting Limit
E = Indicates value exceeds calibration range

J = Indicates an estimated value
B = Indicates analyte found in associated method blank
N = Indicates presumptive evidence of a compound

Report of Analysis

Client Sample ID: FS-04(2) 1.5 FT	Date Sampled: 02/20/26
Lab Sample ID: DA79841-3A	Date Received: 02/20/26
Matrix: SO - Soil	Percent Solids: 83.1
Project: Kortum LD Spill	

SAR Metals Analysis

Analyte	Result	RL	Units	DF	Prep	Analyzed By	Method	Prep Method
Calcium	68.2	6.0	mg/l	1	02/23/26	02/23/26 BR	SW846 6010C ¹	USDA HANDBOOK 60 ²
Magnesium	23.0	3.0	mg/l	1	02/23/26	02/23/26 BR	SW846 6010C ¹	USDA HANDBOOK 60 ²
Sodium	43.9	6.0	mg/l	1	02/23/26	02/23/26 BR	SW846 6010C ¹	USDA HANDBOOK 60 ²

(1) Instrument QC Batch: MA20245

(2) Prep QC Batch: MP46356

RL = Reporting Limit

Report of Analysis

Client Sample ID: FS-04(2) 1.5 FT	Date Sampled: 02/20/26
Lab Sample ID: DA79841-3A	Date Received: 02/20/26
Matrix: SO - Soil	Percent Solids: 83.1
Project: Kortum LD Spill	

General Chemistry

Analyte	Result	RL	Units	DF	Analyzed	By	Method
Sodium Adsorption Ratio ^a	1.17		ratio	1	02/23/26 13:41	BR	USDA HANDBOOK 60

(a) Calculated as: $(Na \text{ meq/L}) / \sqrt{[(Ca \text{ meq/L}) + (Mg \text{ meq/L})/2]}$

RL = Reporting Limit

Report of Analysis

Client Sample ID: FS-04(2) 1.5 FT	
Lab Sample ID: DA79841-3B	Date Sampled: 02/20/26
Matrix: SO - Soil	Date Received: 02/20/26
	Percent Solids: 83.1
Project: Kortum LD Spill	

Hot Water Soluble Boron Metals Analysis

Analyte	Result	RL	Units	DF	Prep	Analyzed By	Method	Prep Method
Boron	0.591	0.25	mg/l	1	02/23/26	02/24/26 BR	SW846 6010C ¹	HWS-B ²

(1) Instrument QC Batch: MA20245

(2) Prep QC Batch: MP46333

RL = Reporting Limit

Report of Analysis

Client Sample ID: FS-04(2) 1.5 FT	Date Sampled: 02/20/26
Lab Sample ID: DA79841-3C	Date Received: 02/20/26
Matrix: SO - Soil	Percent Solids: 83.1
Project: Kortum LD Spill	

Metals Analysis

Analyte	Result	RL	Units	DF	Prep	Analyzed By	Method	Prep Method
Arsenic	5.9	0.23	mg/kg	10	02/21/26	02/23/26 GS	SW846 6020B ¹	SW846 3050B ²
Barium	215	2.3	mg/kg	10	02/21/26	02/23/26 GS	SW846 6020B ¹	SW846 3050B ²
Cadmium	0.26	0.12	mg/kg	10	02/21/26	02/23/26 GS	SW846 6020B ¹	SW846 3050B ²
Copper	15.5	2.3	mg/kg	10	02/21/26	02/23/26 GS	SW846 6020B ¹	SW846 3050B ²
Lead	13.3	0.58	mg/kg	10	02/21/26	02/23/26 GS	SW846 6020B ¹	SW846 3050B ²
Nickel	14.6	2.3	mg/kg	10	02/21/26	02/23/26 GS	SW846 6020B ¹	SW846 3050B ²
Selenium	0.33	0.23	mg/kg	10	02/21/26	02/23/26 GS	SW846 6020B ¹	SW846 3050B ²
Silver	< 0.12	0.12	mg/kg	10	02/21/26	02/23/26 GS	SW846 6020B ¹	SW846 3050B ²
Zinc	45.6	12	mg/kg	10	02/21/26	02/23/26 GS	SW846 6020B ¹	SW846 3050B ²

(1) Instrument QC Batch: MA20243

(2) Prep QC Batch: MP46336

RL = Reporting Limit

Report of Analysis

Client Sample ID: FS-04(2) 1.5 FT	Date Sampled: 02/20/26
Lab Sample ID: DA79841-3C	Date Received: 02/20/26
Matrix: SO - Soil	Percent Solids: 83.1
Project: Kortum LD Spill	

General Chemistry

Analyte	Result	RL	Units	DF	Analyzed	By	Method
pH-saturated paste method							
pH ^a	7.88		su	1	02/21/26 21:00	SG	WREP-125,4E-SATPASTE
prep: DEPT.OF AG, BOOK N9							
Specific Conductivity	0.76	0.0010	mmhos/cm	1	02/21/26 18:00	SG	SM 2510B-2011 MOD
Chromium, Hexavalent	< 0.24	0.24	mg/kg	1	02/25/26 22:21	SN	SW846 3060A/7199

(a) Saturated paste was generated on 02/21/26.

RL = Reporting Limit

Report of Analysis

Client Sample ID: FS-05(2) 1.5 FT		
Lab Sample ID: DA79841-4		Date Sampled: 02/20/26
Matrix: SO - Soil		Date Received: 02/20/26
Method: SW846 8260D SW846 5035A		Percent Solids: 75.6
Project: Kortum LD Spill		

Run #	File ID	DF	Analyzed	By	Prep Date	Prep Batch	Analytical Batch
Run #1	9AV6154.D	1	02/20/26 20:59	RT	n/a	n/a	V9V915
Run #2							

Run #	Initial Weight	Final Volume
Run #1	5.04 g	5.0 ml
Run #2		

VOA COGCC Table 915 soil list

CAS No.	Compound	Result	RL	Units	Q
71-43-2	Benzene	< 0.0013	0.0013	mg/kg	
100-41-4	Ethylbenzene	< 0.0026	0.0026	mg/kg	
108-88-3	Toluene	< 0.0026	0.0026	mg/kg	
95-63-6	1,2,4-Trimethylbenzene	< 0.0026	0.0026	mg/kg	
108-67-8	1,3,5-Trimethylbenzene	< 0.0026	0.0026	mg/kg	
	m,p-Xylene	< 0.0026	0.0026	mg/kg	
95-47-6	o-Xylene	< 0.0026	0.0026	mg/kg	
1330-20-7	Xylene (total)	< 0.0026	0.0026	mg/kg	
	TPH-GRO (C6-C10)	< 0.26	0.26	mg/kg	

CAS No.	Surrogate Recoveries	Run# 1	Run# 2	Limits
1868-53-7	Dibromofluoromethane	103%		70-130%
2037-26-5	Toluene-D8	90%		70-130%
460-00-4	4-Bromofluorobenzene	99%		70-130%
17060-07-0	1,2-Dichloroethane-D4	92%		70-130%

RL = Reporting Limit
E = Indicates value exceeds calibration range

J = Indicates an estimated value
B = Indicates analyte found in associated method blank
N = Indicates presumptive evidence of a compound

Report of Analysis

Client Sample ID: FS-05(2) 1.5 FT	Date Sampled: 02/20/26
Lab Sample ID: DA79841-4	Date Received: 02/20/26
Matrix: SO - Soil	Percent Solids: 75.6
Method: SW846 8270E SW846 3570	
Project: Kortum LD Spill	

Run #1	File ID	DF	Analyzed	By	Prep Date	Prep Batch	Analytical Batch
Run #1	6G026416.D	1	02/21/26 01:14	TH	02/20/26 15:00	OP30205	E6G988
Run #2							

Run #1	Initial Weight	Final Volume
Run #1	5.1 g	10.0 ml
Run #2		

COGCC Table 915-1 PAH List

CAS No.	Compound	Result	RL	Units	Q
83-32-9	Acenaphthene	< 0.0051	0.0051	mg/kg	
120-12-7	Anthracene	< 0.0051	0.0051	mg/kg	
56-55-3	Benzo(a)anthracene	< 0.0064	0.0064	mg/kg	
205-99-2	Benzo(b)fluoranthene	< 0.0051	0.0051	mg/kg	
207-08-9	Benzo(k)fluoranthene	< 0.0051	0.0051	mg/kg	
50-32-8	Benzo(a)pyrene	< 0.0051	0.0051	mg/kg	
218-01-9	Chrysene	< 0.0051	0.0051	mg/kg	
53-70-3	Dibenzo(a,h)anthracene	< 0.0051	0.0051	mg/kg	
206-44-0	Fluoranthene	< 0.0051	0.0051	mg/kg	
86-73-7	Fluorene	< 0.0051	0.0051	mg/kg	
193-39-5	Indeno(1,2,3-cd)pyrene	< 0.0051	0.0051	mg/kg	
90-12-0	1-Methylnaphthalene	< 0.0051	0.0051	mg/kg	
91-57-6	2-Methylnaphthalene	< 0.0051	0.0051	mg/kg	
91-20-3	Naphthalene	< 0.0026	0.0026	mg/kg	
129-00-0	Pyrene	< 0.0051	0.0051	mg/kg	

CAS No.	Surrogate Recoveries	Run# 1	Run# 2	Limits
321-60-8	2-Fluorobiphenyl	104%		22-138%
4165-60-0	Nitrobenzene-d5	122%		32-143%
1718-51-0	Terphenyl-d14	107%		48-149%

RL = Reporting Limit
 E = Indicates value exceeds calibration range

J = Indicates an estimated value
 B = Indicates analyte found in associated method blank
 N = Indicates presumptive evidence of a compound

Report of Analysis

Client Sample ID: FS-05(2) 1.5 FT	
Lab Sample ID: DA79841-4	Date Sampled: 02/20/26
Matrix: SO - Soil	Date Received: 02/20/26
Method: SW846-8015C SW846 3570	Percent Solids: 75.6
Project: Kortum LD Spill	

Run #	File ID	DF	Analyzed	By	Prep Date	Prep Batch	Analytical Batch
Run #1	LW53587.D	1	02/21/26 02:48	JB	02/20/26 15:00	OP30204	GLW1279
Run #2							

Run #	Initial Weight	Final Volume
Run #1	5.1 g	10.0 ml
Run #2		

DRO C10-C28, ORO > C28-C36

CAS No.	Compound	Result	RL	Units	Q
	TPH-DRO (C10-C28)	< 5.1	5.1	mg/kg	
	TPH-ORO (> C28-C36)	< 7.7	7.7	mg/kg	

CAS No.	Surrogate Recoveries	Run# 1	Run# 2	Limits
84-15-1	o-Terphenyl	76%		44-149%

RL = Reporting Limit
E = Indicates value exceeds calibration range

J = Indicates an estimated value
B = Indicates analyte found in associated method blank
N = Indicates presumptive evidence of a compound

Report of Analysis

Client Sample ID: FS-05(2) 1.5 FT	
Lab Sample ID: DA79841-4A	Date Sampled: 02/20/26
Matrix: SO - Soil	Date Received: 02/20/26
	Percent Solids: 75.6
Project: Kortum LD Spill	

SAR Metals Analysis

Analyte	Result	RL	Units	DF	Prep	Analyzed By	Method	Prep Method
Calcium	1350	6.0	mg/l	1	02/23/26	02/23/26 BR	SW846 6010C ¹	USDA HANDBOOK 60 ²
Magnesium	148	3.0	mg/l	1	02/23/26	02/23/26 BR	SW846 6010C ¹	USDA HANDBOOK 60 ²
Sodium	120	6.0	mg/l	1	02/23/26	02/23/26 BR	SW846 6010C ¹	USDA HANDBOOK 60 ²

(1) Instrument QC Batch: MA20245

(2) Prep QC Batch: MP46356

RL = Reporting Limit

Report of Analysis

Client Sample ID: FS-05(2) 1.5 FT	Date Sampled: 02/20/26
Lab Sample ID: DA79841-4A	Date Received: 02/20/26
Matrix: SO - Soil	Percent Solids: 75.6
Project: Kortum LD Spill	

General Chemistry

Analyte	Result	RL	Units	DF	Analyzed	By	Method
Sodium Adsorption Ratio ^a	0.827		ratio	1	02/23/26 13:43	BR	USDA HANDBOOK 60

(a) Calculated as: $(Na \text{ meq/L}) / \sqrt{[(Ca \text{ meq/L}) + (Mg \text{ meq/L})/2]}$

RL = Reporting Limit

Report of Analysis

Client Sample ID: FS-05(2) 1.5 FT	
Lab Sample ID: DA79841-4B	Date Sampled: 02/20/26
Matrix: SO - Soil	Date Received: 02/20/26
	Percent Solids: 75.6
Project: Kortum LD Spill	

Hot Water Soluble Boron Metals Analysis

Analyte	Result	RL	Units	DF	Prep	Analyzed By	Method	Prep Method
Boron	0.820	0.25	mg/l	1	02/23/26	02/24/26 BR	SW846 6010C ¹	HWS-B ²

(1) Instrument QC Batch: MA20245

(2) Prep QC Batch: MP46333

RL = Reporting Limit

Report of Analysis

Client Sample ID: FS-05(2) 1.5 FT	Date Sampled: 02/20/26
Lab Sample ID: DA79841-4C	Date Received: 02/20/26
Matrix: SO - Soil	Percent Solids: 75.6
Project: Kortum LD Spill	

Metals Analysis

Analyte	Result	RL	Units	DF	Prep	Analyzed By	Method	Prep Method
Arsenic	5.6	0.23	mg/kg	10	02/21/26	02/23/26 GS	SW846 6020B ¹	SW846 3050B ²
Barium	251	2.3	mg/kg	10	02/21/26	02/23/26 GS	SW846 6020B ¹	SW846 3050B ²
Cadmium	0.31	0.12	mg/kg	10	02/21/26	02/23/26 GS	SW846 6020B ¹	SW846 3050B ²
Copper	15.0	2.3	mg/kg	10	02/21/26	02/23/26 GS	SW846 6020B ¹	SW846 3050B ²
Lead	12.7	0.58	mg/kg	10	02/21/26	02/23/26 GS	SW846 6020B ¹	SW846 3050B ²
Nickel	15.5	2.3	mg/kg	10	02/21/26	02/23/26 GS	SW846 6020B ¹	SW846 3050B ²
Selenium	0.41	0.23	mg/kg	10	02/21/26	02/23/26 GS	SW846 6020B ¹	SW846 3050B ²
Silver	< 0.12	0.12	mg/kg	10	02/21/26	02/23/26 GS	SW846 6020B ¹	SW846 3050B ²
Zinc	45.8	12	mg/kg	10	02/21/26	02/23/26 GS	SW846 6020B ¹	SW846 3050B ²

(1) Instrument QC Batch: MA20243

(2) Prep QC Batch: MP46336

RL = Reporting Limit

Report of Analysis

Client Sample ID: FS-05(2) 1.5 FT	Date Sampled: 02/20/26
Lab Sample ID: DA79841-4C	Date Received: 02/20/26
Matrix: SO - Soil	Percent Solids: 75.6
Project: Kortum LD Spill	

General Chemistry

Analyte	Result	RL	Units	DF	Analyzed	By	Method
pH-saturated paste method							
pH ^a	7.94		su	1	02/21/26 21:00	SG	WREP-125,4E-SATPASTE
prep: DEPT.OF AG, BOOK N9							
Specific Conductivity	1.2	0.0010	mmhos/cm	1	02/21/26 18:00	SG	SM 2510B-2011 MOD
Chromium, Hexavalent	< 0.26	0.26	mg/kg	1	02/25/26 22:29	SN	SW846 3060A/7199

(a) Saturated paste was generated on 02/21/26.

RL = Reporting Limit

Report of Analysis

Client Sample ID: FS-07(2) 2.5 FT	Date Sampled: 02/20/26
Lab Sample ID: DA79841-5	Date Received: 02/20/26
Matrix: SO - Soil	Percent Solids: 75.7
Method: SW846 8260D SW846 5035A	
Project: Kortum LD Spill	

Run #	File ID	DF	Analyzed	By	Prep Date	Prep Batch	Analytical Batch
Run #1	9AV6155.D	1	02/20/26 21:21	RT	n/a	n/a	V9V915
Run #2							

Run #	Initial Weight	Final Volume
Run #1	5.04 g	5.0 ml
Run #2		

VOA COGCC Table 915 soil list

CAS No.	Compound	Result	RL	Units	Q
71-43-2	Benzene	< 0.0013	0.0013	mg/kg	
100-41-4	Ethylbenzene	< 0.0026	0.0026	mg/kg	
108-88-3	Toluene	< 0.0026	0.0026	mg/kg	
95-63-6	1,2,4-Trimethylbenzene	< 0.0026	0.0026	mg/kg	
108-67-8	1,3,5-Trimethylbenzene	< 0.0026	0.0026	mg/kg	
	m,p-Xylene	< 0.0026	0.0026	mg/kg	
95-47-6	o-Xylene	< 0.0026	0.0026	mg/kg	
1330-20-7	Xylene (total)	< 0.0026	0.0026	mg/kg	
	TPH-GRO (C6-C10)	< 0.26	0.26	mg/kg	

CAS No.	Surrogate Recoveries	Run# 1	Run# 2	Limits
1868-53-7	Dibromofluoromethane	103%		70-130%
2037-26-5	Toluene-D8	90%		70-130%
460-00-4	4-Bromofluorobenzene	98%		70-130%
17060-07-0	1,2-Dichloroethane-D4	90%		70-130%

RL = Reporting Limit
E = Indicates value exceeds calibration range

J = Indicates an estimated value
B = Indicates analyte found in associated method blank
N = Indicates presumptive evidence of a compound

Report of Analysis

Client Sample ID: FS-07(2) 2.5 FT		
Lab Sample ID: DA79841-5		Date Sampled: 02/20/26
Matrix: SO - Soil		Date Received: 02/20/26
Method: SW846 8270E SW846 3570		Percent Solids: 75.7
Project: Kortum LD Spill		

Run #	File ID	DF	Analyzed	By	Prep Date	Prep Batch	Analytical Batch
Run #1	6G026417.D	1	02/21/26 01:34	TH	02/20/26 15:00	OP30205	E6G988
Run #2							

Run #	Initial Weight	Final Volume
Run #1	5.2 g	10.0 ml
Run #2		

COGCC Table 915-1 PAH List

CAS No.	Compound	Result	RL	Units	Q
83-32-9	Acenaphthene	< 0.0051	0.0051	mg/kg	
120-12-7	Anthracene	< 0.0051	0.0051	mg/kg	
56-55-3	Benzo(a)anthracene	< 0.0064	0.0064	mg/kg	
205-99-2	Benzo(b)fluoranthene	< 0.0051	0.0051	mg/kg	
207-08-9	Benzo(k)fluoranthene	< 0.0051	0.0051	mg/kg	
50-32-8	Benzo(a)pyrene	< 0.0051	0.0051	mg/kg	
218-01-9	Chrysene	< 0.0051	0.0051	mg/kg	
53-70-3	Dibenzo(a,h)anthracene	< 0.0051	0.0051	mg/kg	
206-44-0	Fluoranthene	< 0.0051	0.0051	mg/kg	
86-73-7	Fluorene	< 0.0051	0.0051	mg/kg	
193-39-5	Indeno(1,2,3-cd)pyrene	< 0.0051	0.0051	mg/kg	
90-12-0	1-Methylnaphthalene	< 0.0051	0.0051	mg/kg	
91-57-6	2-Methylnaphthalene	< 0.0051	0.0051	mg/kg	
91-20-3	Naphthalene	< 0.0026	0.0026	mg/kg	
129-00-0	Pyrene	< 0.0051	0.0051	mg/kg	

CAS No.	Surrogate Recoveries	Run# 1	Run# 2	Limits
321-60-8	2-Fluorobiphenyl	83%		22-138%
4165-60-0	Nitrobenzene-d5	127%		32-143%
1718-51-0	Terphenyl-d14	64%		48-149%

RL = Reporting Limit
E = Indicates value exceeds calibration range

J = Indicates an estimated value
B = Indicates analyte found in associated method blank
N = Indicates presumptive evidence of a compound

Report of Analysis

Client Sample ID: FS-07(2) 2.5 FT	Date Sampled: 02/20/26
Lab Sample ID: DA79841-5	Date Received: 02/20/26
Matrix: SO - Soil	Percent Solids: 75.7
Method: SW846-8015C SW846 3570	
Project: Kortum LD Spill	

	File ID	DF	Analyzed	By	Prep Date	Prep Batch	Analytical Batch
Run #1	LW53588.D	1	02/21/26 03:03	JB	02/20/26 15:00	OP30204	GLW1279
Run #2							

	Initial Weight	Final Volume
Run #1	5.2 g	10.0 ml
Run #2		

DRO C10-C28, ORO > C28-C36

CAS No.	Compound	Result	RL	Units	Q
	TPH-DRO (C10-C28)	< 5.1	5.1	mg/kg	
	TPH-ORO (> C28-C36)	< 7.7	7.7	mg/kg	

CAS No.	Surrogate Recoveries	Run# 1	Run# 2	Limits
84-15-1	o-Terphenyl	47%		44-149%

RL = Reporting Limit
E = Indicates value exceeds calibration range

J = Indicates an estimated value
B = Indicates analyte found in associated method blank
N = Indicates presumptive evidence of a compound

Report of Analysis

Client Sample ID: FS-07(2) 2.5 FT	
Lab Sample ID: DA79841-5A	Date Sampled: 02/20/26
Matrix: SO - Soil	Date Received: 02/20/26
	Percent Solids: 75.7
Project: Kortum LD Spill	

SAR Metals Analysis

Analyte	Result	RL	Units	DF	Prep	Analyzed By	Method	Prep Method
Calcium	93.1	6.0	mg/l	1	02/23/26	02/23/26 BR	SW846 6010C ¹	USDA HANDBOOK 60 ²
Magnesium	47.7	3.0	mg/l	1	02/23/26	02/23/26 BR	SW846 6010C ¹	USDA HANDBOOK 60 ²
Sodium	258	6.0	mg/l	1	02/23/26	02/23/26 BR	SW846 6010C ¹	USDA HANDBOOK 60 ²

(1) Instrument QC Batch: MA20245

(2) Prep QC Batch: MP46356

RL = Reporting Limit

Report of Analysis

Client Sample ID: FS-07(2) 2.5 FT	Date Sampled: 02/20/26
Lab Sample ID: DA79841-5A	Date Received: 02/20/26
Matrix: SO - Soil	Percent Solids: 75.7
Project: Kortum LD Spill	

General Chemistry

Analyte	Result	RL	Units	DF	Analyzed	By	Method
Sodium Adsorption Ratio ^a	5.42		ratio	1	02/23/26 13:32	BR	USDA HANDBOOK 60

(a) Calculated as: $(Na \text{ meq/L}) / \sqrt{[(Ca \text{ meq/L}) + (Mg \text{ meq/L})/2]}$

RL = Reporting Limit

Report of Analysis

Client Sample ID: FS-07(2) 2.5 FT	
Lab Sample ID: DA79841-5B	Date Sampled: 02/20/26
Matrix: SO - Soil	Date Received: 02/20/26
	Percent Solids: 75.7
Project: Kortum LD Spill	

Hot Water Soluble Boron Metals Analysis

Analyte	Result	RL	Units	DF	Prep	Analyzed By	Method	Prep Method
Boron	0.773	0.25	mg/l	1	02/23/26	02/24/26 BR	SW846 6010C ¹	HWS-B ²

(1) Instrument QC Batch: MA20245

(2) Prep QC Batch: MP46335

RL = Reporting Limit

Report of Analysis

Client Sample ID: FS-07(2) 2.5 FT	Date Sampled: 02/20/26
Lab Sample ID: DA79841-5C	Date Received: 02/20/26
Matrix: SO - Soil	Percent Solids: 75.7
Project: Kortum LD Spill	

Metals Analysis

Analyte	Result	RL	Units	DF	Prep	Analyzed By	Method	Prep Method
Arsenic	5.7	0.23	mg/kg	10	02/21/26	02/23/26 GS	SW846 6020B ¹	SW846 3050B ²
Barium	204	2.3	mg/kg	10	02/21/26	02/23/26 GS	SW846 6020B ¹	SW846 3050B ²
Cadmium	0.26	0.12	mg/kg	10	02/21/26	02/23/26 GS	SW846 6020B ¹	SW846 3050B ²
Copper	14.4	2.3	mg/kg	10	02/21/26	02/23/26 GS	SW846 6020B ¹	SW846 3050B ²
Lead	12.5	0.58	mg/kg	10	02/21/26	02/23/26 GS	SW846 6020B ¹	SW846 3050B ²
Nickel	13.6	2.3	mg/kg	10	02/21/26	02/23/26 GS	SW846 6020B ¹	SW846 3050B ²
Selenium	0.37	0.23	mg/kg	10	02/21/26	02/23/26 GS	SW846 6020B ¹	SW846 3050B ²
Silver	< 0.12	0.12	mg/kg	10	02/21/26	02/23/26 GS	SW846 6020B ¹	SW846 3050B ²
Zinc	43.4	12	mg/kg	10	02/21/26	02/23/26 GS	SW846 6020B ¹	SW846 3050B ²

(1) Instrument QC Batch: MA20243

(2) Prep QC Batch: MP46338

RL = Reporting Limit

Report of Analysis

Client Sample ID: FS-07(2) 2.5 FT	Date Sampled: 02/20/26
Lab Sample ID: DA79841-5C	Date Received: 02/20/26
Matrix: SO - Soil	Percent Solids: 75.7
Project: Kortum LD Spill	

General Chemistry

Analyte	Result	RL	Units	DF	Analyzed	By	Method
pH-saturated paste method							
pH ^a	7.72		su	1	02/21/26 21:00	SG	WREP-125,4E-SATPASTE
prep: DEPT.OF AG, BOOK N9							
Specific Conductivity	1.8	0.0010	mmhos/cm	1	02/21/26 18:00	SG	SM 2510B-2011 MOD
Chromium, Hexavalent	< 0.27	0.27	mg/kg	1	02/24/26 15:16	SN	SW846 3060A/7199

(a) Saturated paste was generated on 02/21/26.

RL = Reporting Limit

Misc. Forms

Custody Documents and Other Forms

Includes the following where applicable:

- Chain of Custody

SGS Sample Receipt Summary

Job Number: da79841

Client: CHEVRON

Project: KORTUM LD SPILL

Date / Time Received: 2/20/2026 5:15:00 PM

Delivery Method: co

Airbill #'s: _____

Cooler Temps (Raw Measured) °C: Cooler 1: (4.0);

Cooler Temps (Corrected) °C: Cooler 1: (4.0);

Cooler Informatio

Y or N

- 1. Custody Seals Present:
- 2. Custody Seals Intact:
- 3. Temp criteria achieved:
- 4. Cooler temp verification: IR Gun
- 5. Cooler media: Ice (Bag)

Trip Blank Information

Y or N N/A

- 1. Trip Blank present / cooler:
- 2. Trip Blank listed on COC:

W or S N/A

- 3. Type of TB Received:

Sample Information

Y or N N/A

- 1. Sample labels present on bottles:
- 2. Samples presented properly:
- 3. Sufficient volume/containers recv'd for analysis:
- 4. Condition of sample: Intact
- 5. Sample recv'd within HT:
- 6. Dates/Times/IDs on COC match sample label:
- 7. VOCs have headspace:
- 8. Bottles received for unspecified tests:
- 9. Compositing instructions clear:
- 10. Voa Soil Kits/Jars received past 48hrs?
- 11. % Solids Jar Received?

Misc Information

Number of Encores: 25 Gram 5 Gram Number of Lab Filtered Metals
 Test Strip Lot #: pH 0-3: _____ pH 10-12: _____ Other: (Specify) _____
 Residual Chlorine Test Strip Lot: _____

Comments

SM001

Rev. Date 05/04/17

Technician: JEREMYD

Date: 2/20/2026 5:26:44 PM

Reviewer: _____

Date: _____

DA79841: Chain of Custody

Page 2 of 2

4.1
4

MS Volatiles

QC Data Summaries

Includes the following where applicable:

- Method Blank Summaries
- Blank Spike Summaries
- Matrix Spike and Duplicate Summaries

Method Blank Summary

Job Number: DA79841
Account: CHEVFREE Chevron/Freemont
Project: Kortum LD Spill

Sample	File ID	DF	Analyzed	By	Prep Date	Prep Batch	Analytical Batch
V9V915-MB	9AV6146.D	1	02/20/26	RT	n/a	n/a	V9V915

The QC reported here applies to the following samples:

Method: SW846 8260D

DA79841-1, DA79841-2, DA79841-3, DA79841-4, DA79841-5

CAS No.	Compound	Result	RL	Units	Q
71-43-2	Benzene	ND	1.0	ug/kg	
100-41-4	Ethylbenzene	ND	2.0	ug/kg	
108-88-3	Toluene	ND	2.0	ug/kg	
95-63-6	1,2,4-Trimethylbenzene	ND	2.0	ug/kg	
108-67-8	1,3,5-Trimethylbenzene	ND	2.0	ug/kg	
	m,p-Xylene	ND	2.0	ug/kg	
95-47-6	o-Xylene	ND	2.0	ug/kg	
1330-20-7	Xylene (total)	ND	2.0	ug/kg	
	TPH-GRO (C6-C10)	ND	200	ug/kg	

CAS No.	Surrogate Recoveries	Limits	
1868-53-7	Dibromofluoromethane	103%	70-130%
2037-26-5	Toluene-D8	91%	70-130%
460-00-4	4-Bromofluorobenzene	97%	70-130%
17060-07-0	1,2-Dichloroethane-D4	93%	70-130%

Blank Spike Summary

Job Number: DA79841
Account: CHEVFREE Chevron/Freemont
Project: Kortum LD Spill

Sample	File ID	DF	Analyzed	By	Prep Date	Prep Batch	Analytical Batch
V9V915-BS	9AV6144.D	1	02/20/26	RT	n/a	n/a	V9V915

The QC reported here applies to the following samples:

Method: SW846 8260D

DA79841-1, DA79841-2, DA79841-3, DA79841-4, DA79841-5

CAS No.	Compound	Spike ug/kg	BSP ug/kg	BSP %	Limits
71-43-2	Benzene	50	55.7	111	70-130
100-41-4	Ethylbenzene	50	49.3	99	70-130
108-88-3	Toluene	50	48.3	97	70-130
95-63-6	1,2,4-Trimethylbenzene	50	49.0	98	70-134
108-67-8	1,3,5-Trimethylbenzene	50	49.7	99	70-134
	m,p-Xylene	100	97.6	98	70-130
95-47-6	o-Xylene	50	48.6	97	70-136
1330-20-7	Xylene (total)	150	146	97	70-131

CAS No.	Surrogate Recoveries	BSP	Limits
1868-53-7	Dibromofluoromethane	104%	70-130%
2037-26-5	Toluene-D8	91%	70-130%
460-00-4	4-Bromofluorobenzene	102%	70-130%
17060-07-0	1,2-Dichloroethane-D4	90%	70-130%

* = Outside of Control Limits.

Blank Spike Summary

Job Number: DA79841
Account: CHEVFREE Chevron/Freemont
Project: Kortum LD Spill

Sample	File ID	DF	Analyzed	By	Prep Date	Prep Batch	Analytical Batch
V9V915-BS	9AV6145.D	1	02/20/26	RT	n/a	n/a	V9V915

The QC reported here applies to the following samples:

Method: SW846 8260D

DA79841-1, DA79841-2, DA79841-3, DA79841-4, DA79841-5

CAS No.	Compound	Spike ug/kg	BSP ug/kg	BSP %	Limits
	TPH-GRO (C6-C10)	2000	2360	118	64-144

CAS No.	Surrogate Recoveries	BSP	Limits
1868-53-7	Dibromofluoromethane	102%	70-130%
2037-26-5	Toluene-D8	90%	70-130%
460-00-4	4-Bromofluorobenzene	101%	70-130%
17060-07-0	1,2-Dichloroethane-D4	91%	70-130%

* = Outside of Control Limits.

Matrix Spike/Matrix Spike Duplicate Summary

Job Number: DA79841
Account: CHEVFREE Chevron/Freemont
Project: Kortum LD Spill

Sample	File ID	DF	Analyzed	By	Prep Date	Prep Batch	Analytical Batch
DA79841-1MS	9AV6149.D	1	02/20/26	RT	n/a	n/a	V9V915
DA79841-1MSD	9AV6150.D	1	02/20/26	RT	n/a	n/a	V9V915
DA79841-1	9AV6147.D	1	02/20/26	RT	n/a	n/a	V9V915

The QC reported here applies to the following samples:

Method: SW846 8260D

DA79841-1, DA79841-2, DA79841-3, DA79841-4, DA79841-5

CAS No.	Compound	DA79841-1 ug/kg	Spike Q ug/kg	MS ug/kg	MS %	Spike ug/kg	MSD ug/kg	MSD %	RPD	Limits Rec/RPD
71-43-2	Benzene	< 1.2	60.7	65.5	108	59.7	63.1	106	4	44-150/44
100-41-4	Ethylbenzene	< 2.5	60.7	57.3	94	59.7	60.3	101	5	41-149/49
108-88-3	Toluene	< 2.5	60.7	56.4	93	59.7	57.1	96	1	40-149/47
95-63-6	1,2,4-Trimethylbenzene	< 2.5	60.7	55.9	92	59.7	58.1	97	4	26-164/57
108-67-8	1,3,5-Trimethylbenzene	< 2.5	60.7	56.7	93	59.7	59.7	100	5	30-161/60
	m,p-Xylene	< 2.5	121	113	93	119	118	99	4	36-152/49
95-47-6	o-Xylene	< 2.5	60.7	56.5	93	59.7	59.6	100	5	33-168/49
1330-20-7	Xylene (total)	< 2.5	182	170	93	179	177	99	4	36-157/49

CAS No.	Surrogate Recoveries	MS	MSD	DA79841-1	Limits
1868-53-7	Dibromofluoromethane	106%	108%	104%	70-130%
2037-26-5	Toluene-D8	90%	90%	91%	70-130%
460-00-4	4-Bromofluorobenzene	100%	103%	100%	70-130%
17060-07-0	1,2-Dichloroethane-D4	91%	93%	92%	70-130%

* = Outside of Control Limits.

5.3.1
5

Matrix Spike/Matrix Spike Duplicate Summary

Job Number: DA79841
Account: CHEVFREE Chevron/Freemont
Project: Kortum LD Spill

Sample	File ID	DF	Analyzed	By	Prep Date	Prep Batch	Analytical Batch
DA79841-2MS	9AV6151.D	1	02/20/26	RT	n/a	n/a	V9V915
DA79841-2MSD	9AV6152.D	1	02/20/26	RT	n/a	n/a	V9V915
DA79841-2	9AV6148.D	1	02/20/26	RT	n/a	n/a	V9V915

The QC reported here applies to the following samples:

Method: SW846 8260D

DA79841-1, DA79841-2, DA79841-3, DA79841-4, DA79841-5

CAS No.	Compound	DA79841-2 ug/kg	Spike Q ug/kg	MS ug/kg	MS %	Spike ug/kg	MSD ug/kg	MSD %	RPD	Limits Rec/RPD
	TPH-GRO (C6-C10)	< 260	2510	2430	97	2530	2220	88	9	18-158/83

CAS No.	Surrogate Recoveries	MS	MSD	DA79841-2	Limits
1868-53-7	Dibromofluoromethane	104%	103%	104%	70-130%
2037-26-5	Toluene-D8	91%	91%	90%	70-130%
460-00-4	4-Bromofluorobenzene	101%	101%	98%	70-130%
17060-07-0	1,2-Dichloroethane-D4	93%	91%	90%	70-130%

* = Outside of Control Limits.

5.3.2
5

MS Semi-volatiles

QC Data Summaries

Includes the following where applicable:

- Method Blank Summaries
- Blank Spike Summaries
- Matrix Spike and Duplicate Summaries

Method Blank Summary

Job Number: DA79841
Account: CHEVFREE Chevron/Freemont
Project: Kortum LD Spill

Sample	File ID	DF	Analyzed	By	Prep Date	Prep Batch	Analytical Batch
OP30205-MB	6G026410.D	1	02/20/26	TH	02/20/26	OP30205	E6G988

The QC reported here applies to the following samples:

Method: SW846 8270E

DA79841-1, DA79841-2, DA79841-3, DA79841-4, DA79841-5

CAS No.	Compound	Result	RL	Units	Q
83-32-9	Acenaphthene	ND	4.0	ug/kg	
120-12-7	Anthracene	ND	4.0	ug/kg	
56-55-3	Benzo(a)anthracene	ND	5.0	ug/kg	
205-99-2	Benzo(b)fluoranthene	ND	4.0	ug/kg	
207-08-9	Benzo(k)fluoranthene	ND	4.0	ug/kg	
50-32-8	Benzo(a)pyrene	ND	4.0	ug/kg	
218-01-9	Chrysene	ND	4.0	ug/kg	
53-70-3	Dibenzo(a,h)anthracene	ND	4.0	ug/kg	
206-44-0	Fluoranthene	ND	4.0	ug/kg	
86-73-7	Fluorene	ND	4.0	ug/kg	
193-39-5	Indeno(1,2,3-cd)pyrene	ND	4.0	ug/kg	
90-12-0	1-Methylnaphthalene	ND	4.0	ug/kg	
91-57-6	2-Methylnaphthalene	ND	4.0	ug/kg	
91-20-3	Naphthalene	ND	2.0	ug/kg	
129-00-0	Pyrene	ND	4.0	ug/kg	

CAS No.	Surrogate Recoveries	Limits	
321-60-8	2-Fluorobiphenyl	98%	22-138%
4165-60-0	Nitrobenzene-d5	114%	32-143%
1718-51-0	Terphenyl-d14	119%	48-149%

6.1.1
6

Blank Spike Summary

Job Number: DA79841
Account: CHEVFREE Chevron/Freemont
Project: Kortum LD Spill

Sample	File ID	DF	Analyzed	By	Prep Date	Prep Batch	Analytical Batch
OP30205-BS3	6G026411.D	1	02/20/26	TH	02/20/26	OP30205	E6G988

The QC reported here applies to the following samples:

Method: SW846 8270E

DA79841-1, DA79841-2, DA79841-3, DA79841-4, DA79841-5

CAS No.	Compound	Spike ug/kg	BSP ug/kg	BSP %	Limits
83-32-9	Acenaphthene	200	188	94	46-152
120-12-7	Anthracene	200	205	103	65-147
56-55-3	Benzo(a)anthracene	200	199	100	64-144
205-99-2	Benzo(b)fluoranthene	200	211	106	70-154
207-08-9	Benzo(k)fluoranthene	200	208	104	70-158
50-32-8	Benzo(a)pyrene	200	198	99	64-159
218-01-9	Chrysene	200	205	103	70-156
53-70-3	Dibenzo(a,h)anthracene	200	188	94	63-156
206-44-0	Fluoranthene	200	218	109	62-155
86-73-7	Fluorene	200	201	101	55-151
193-39-5	Indeno(1,2,3-cd)pyrene	200	191	96	67-156
90-12-0	1-Methylnaphthalene	200	178	89	21-168
91-57-6	2-Methylnaphthalene	200	169	85	18-161
91-20-3	Naphthalene	200	175	88	2-173
129-00-0	Pyrene	200	218	109	61-158

CAS No.	Surrogate Recoveries	BSP	Limits
321-60-8	2-Fluorobiphenyl	97%	22-138%
4165-60-0	Nitrobenzene-d5	110%	32-143%
1718-51-0	Terphenyl-d14	106%	48-149%

* = Outside of Control Limits.

Matrix Spike/Matrix Spike Duplicate Summary

Job Number: DA79841
Account: CHEVFREE Chevron/Freemont
Project: Kortum LD Spill

Sample	File ID	DF	Analyzed	By	Prep Date	Prep Batch	Analytical Batch
OP30205-MS3	6G026423.D	1	02/21/26	TH	02/20/26	OP30205	E6G988
OP30205-MSD3	6G026424.D	1	02/21/26	TH	02/20/26	OP30205	E6G988
DA79840-1	6G026412.D	1	02/20/26	TH	02/20/26	OP30205	E6G988

The QC reported here applies to the following samples:

Method: SW846 8270E

DA79841-1, DA79841-2, DA79841-3, DA79841-4, DA79841-5

CAS No.	Compound	DA79840-1 ug/kg	Spike Q ug/kg	MS ug/kg	MS %	Spike ug/kg	MSD ug/kg	MSD %	RPD	Limits Rec/RPD
83-32-9	Acenaphthene	< 4.7	233	215	92	222	215	97	0	30-148/32
120-12-7	Anthracene	< 4.7	233	232	99	222	229	103	1	40-148/33
56-55-3	Benzo(a)anthracene	< 5.9	233	214	92	222	219	99	2	44-144/32
205-99-2	Benzo(b)fluoranthene	< 4.7	233	208	89	222	202	91	3	36-166/43
207-08-9	Benzo(k)fluoranthene	< 4.7	233	234	100	222	230	104	2	43-165/41
50-32-8	Benzo(a)pyrene	< 4.7	233	218	93	222	208	94	5	41-161/37
218-01-9	Chrysene	< 4.7	233	235	101	222	229	103	3	52-152/32
53-70-3	Dibenzo(a,h)anthracene	< 4.7	233	198	85	222	193	87	3	42-155/36
206-44-0	Fluoranthene	< 4.7	233	234	100	222	233	105	0	40-151/34
86-73-7	Fluorene	< 4.7	233	223	96	222	220	99	1	34-149/34
193-39-5	Indeno(1,2,3-cd)pyrene	< 4.7	233	195	84	222	195	88	0	41-156/37
90-12-0	1-Methylnaphthalene	< 4.7	233	186	80	222	186	84	0	23-149/36
91-57-6	2-Methylnaphthalene	< 4.7	233	173	74	222	182	82	5	18-144/35
91-20-3	Naphthalene	< 2.4	233	176	75	222	187	84	6	18-150/32
129-00-0	Pyrene	< 4.7	233	238	102	222	240	108	1	38-156/33

CAS No.	Surrogate Recoveries	MS	MSD	DA79840-1	Limits
321-60-8	2-Fluorobiphenyl	95%	107%	97%	22-138%
4165-60-0	Nitrobenzene-d5	105%	120%	107%	32-143%
1718-51-0	Terphenyl-d14	103%	104%	109%	48-149%

* = Outside of Control Limits.

GC/LC Semi-volatiles

QC Data Summaries

Includes the following where applicable:

- Method Blank Summaries
- Blank Spike Summaries
- Matrix Spike and Duplicate Summaries

Method Blank Summary

Job Number: DA79841
Account: CHEVFREE Chevron/Fremont
Project: Kortum LD Spill

Sample	File ID	DF	Analyzed	By	Prep Date	Prep Batch	Analytical Batch
OP30204-MB	LW53576.D	1	02/21/26	JB	02/20/26	OP30204	GLW1279

The QC reported here applies to the following samples:

Method: SW846-8015C

DA79841-1, DA79841-2, DA79841-3, DA79841-4, DA79841-5

CAS No.	Compound	Result	RL	Units	Q
	TPH-DRO (C10-C28)	ND	4.0	mg/kg	
	TPH-ORO (> C28-C36)	ND	6.0	mg/kg	

CAS No.	Surrogate Recoveries	Limits
84-15-1	o-Terphenyl	85% 44-149%

7.1.1
7

Blank Spike Summary

Job Number: DA79841
Account: CHEVFREE Chevron/Fremont
Project: Kortum LD Spill

Sample	File ID	DF	Analyzed	By	Prep Date	Prep Batch	Analytical Batch
OP30204-BS1	LW53577.D	1	02/21/26	JB	02/20/26	OP30204	GLW1279

The QC reported here applies to the following samples:

Method: SW846-8015C

DA79841-1, DA79841-2, DA79841-3, DA79841-4, DA79841-5

CAS No.	Compound	Spike mg/kg	BSP mg/kg	BSP %	Limits
	TPH-DRO (C10-C28)	200	139	70	66-130

CAS No.	Surrogate Recoveries	BSP	Limits
84-15-1	o-Terphenyl	112%	44-149%

* = Outside of Control Limits.

Blank Spike Summary

Job Number: DA79841
Account: CHEVFREE Chevron/Fremont
Project: Kortum LD Spill

Sample	File ID	DF	Analyzed	By	Prep Date	Prep Batch	Analytical Batch
OP30204-BS2	LW53578.D	1	02/21/26	JB	02/20/26	OP30204	GLW1279

The QC reported here applies to the following samples:

Method: SW846-8015C

DA79841-1, DA79841-2, DA79841-3, DA79841-4, DA79841-5

CAS No.	Compound	Spike mg/kg	BSP mg/kg	BSP %	Limits
	TPH-ORO (> C28-C36)	200	202	101	49-160

CAS No.	Surrogate Recoveries	BSP	Limits
84-15-1	o-Terphenyl	83%	44-149%

* = Outside of Control Limits.

Matrix Spike/Matrix Spike Duplicate Summary

Job Number: DA79841
Account: CHEVFREE Chevron/Fremont
Project: Kortum LD Spill

Sample	File ID	DF	Analyzed	By	Prep Date	Prep Batch	Analytical Batch
OP30204-MS1	LW53579.D	1	02/21/26	JB	02/20/26	OP30204	GLW1279
OP30204-MSD1	LW53580.D	1	02/21/26	JB	02/20/26	OP30204	GLW1279
DA79841-2	LW53585.D	1	02/21/26	JB	02/20/26	OP30204	GLW1279

The QC reported here applies to the following samples:

Method: SW846-8015C

DA79841-1, DA79841-2, DA79841-3, DA79841-4, DA79841-5

CAS No.	Compound	DA79841-2 mg/kg	Spike Q	MS mg/kg	MS %	Spike mg/kg	MSD mg/kg	MSD %	RPD	Limits Rec/RPD
	TPH-DRO (C10-C28)	< 5.2	261	178	68	250	170	68	5	34-156/36

CAS No.	Surrogate Recoveries	MS	MSD	DA79841-2	Limits
84-15-1	o-Terphenyl	86%	101%	70%	44-149%

* = Outside of Control Limits.

7.3.1
7

Matrix Spike/Matrix Spike Duplicate Summary

Job Number: DA79841
Account: CHEVFREE Chevron/Fremont
Project: Kortum LD Spill

Sample	File ID	DF	Analyzed	By	Prep Date	Prep Batch	Analytical Batch
OP30204-MS2	LW53581.D	1	02/21/26	JB	02/20/26	OP30204	GLW1279
OP30204-MSD2	LW53582.D	1	02/21/26	JB	02/20/26	OP30204	GLW1279
DA79841-1	LW53584.D	1	02/21/26	JB	02/20/26	OP30204	GLW1279

The QC reported here applies to the following samples:

Method: SW846-8015C

DA79841-1, DA79841-2, DA79841-3, DA79841-4, DA79841-5

CAS No.	Compound	DA79841-1 mg/kg	Spike Q mg/kg	MS mg/kg	MS %	Spike mg/kg	MSD mg/kg	MSD %	RPD	Limits Rec/RPD
	TPH-ORO (> C28-C36)	< 7.2	248	257	104	240	256	107	0	24-189/30

CAS No.	Surrogate Recoveries	MS	MSD	DA79841-1	Limits
84-15-1	o-Terphenyl	79%	75%	52%	44-149%

* = Outside of Control Limits.

7.3.2
7

Metals Analysis

QC Data Summaries

Includes the following where applicable:

- Method Blank Summaries
- Matrix Spike and Duplicate Summaries
- Blank Spike and Lab Control Sample Summaries
- Serial Dilution Summaries

BLANK RESULTS SUMMARY
Part 2 - Method Blanks

Login Number: DA79841
Account: CHEVFREE - Chevron/Freemont
Project: Kortum LD Spill

QC Batch ID: MP46333
Matrix Type: AQUEOUS

Methods: SW846 6010C
Units: ug/l

Prep Date: 02/23/26

Metal	RL	IDL	MDL	MB raw	final
Aluminum	500	24	75		
Antimony	150	17	34		
Arsenic	130	23	23		
Barium	50	1	6.5		
Beryllium	50	.78	6.5		
Boron	250	52	32	15.5	<250
Cadmium	50	1.8	6.5		
Calcium	2000	35	250		
Chromium	50	3.1	6.5		
Cobalt	25	3.7	3.2		
Copper	50	2.3	6.5		
Iron	350	14	60		
Lead	250	21	32		
Lithium	25	2.5	6.5		
Magnesium	1000	110	130		
Manganese	25	2.4	3.2		
Molybdenum	50	9.7	14		
Nickel	150	7.6	19		
Phosphorus	500	480	80		
Potassium	5000	130	630		
Selenium	250	66	110		
Silicon	1000	22	750		
Silver	150	4.5	19		
Sodium	2000	22	250		
Strontium	25	.71	3.2		
Thallium	50	46	22		
Tin	300	15	260		
Titanium	50	2.3	6.5		
Uranium	250	32	43		
Vanadium	50	1.3	6.5		
Zinc	150	4	19		

Associated samples MP46333: DA79841-1B, DA79841-2B, DA79841-3B, DA79841-4B

Results < IDL are shown as zero for calculation purposes
(*) Outside of QC limits

8.1.1
8

BLANK RESULTS SUMMARY
Part 2 - Method Blanks

Login Number: DA79841
Account: CHEVFREE - Chevron/Fremont
Project: Kortum LD Spill


QC Batch ID: MP46333
Matrix Type: AQUEOUS

Methods: SW846 6010C
Units: ug/l

Prep Date: 02/23/26

Metal	RL	IDL	MDL	MB raw	final
-------	----	-----	-----	-----------	-------

(anr) Analyte not requested



8.1.1

8

MATRIX SPIKE AND DUPLICATE RESULTS SUMMARY

Login Number: DA79841
 Account: CHEVFREE - Chevron/Fremont
 Project: Kortum LD Spill

QC Batch ID: MP46333
 Matrix Type: AQUEOUS

Methods: SW846 6010C
 Units: ug/l

Prep Date: 02/23/26 02/23/26

Metal	DA79841-4B Original	DUP	RPD	QC Limits	DA79841-4B Original MS	Spikelot ICPAL6	% Rec	QC Limits	
Aluminum									
Antimony									
Arsenic									
Barium									
Beryllium									
Boron	820	813	0.9	0-20	820	10900	10000	100.8	75-125
Cadmium									
Calcium									
Chromium									
Cobalt									
Copper									
Iron									
Lead									
Lithium									
Magnesium									
Manganese									
Molybdenum									
Nickel									
Phosphorus									
Potassium									
Selenium									
Silicon									
Silver									
Sodium									
Strontium									
Thallium									
Tin									
Titanium									
Uranium									
Vanadium									
Zinc									

Associated samples MP46333: DA79841-1B, DA79841-2B, DA79841-3B, DA79841-4B

Results < IDL are shown as zero for calculation purposes
 (*) Outside of QC limits

8.12
8

MATRIX SPIKE AND DUPLICATE RESULTS SUMMARY

Login Number: DA79841
 Account: CHEVFREE - Chevron/Fremont
 Project: Kortum LD Spill


QC Batch ID: MP46333
 Matrix Type: AQUEOUS

Methods: SW846 6010C
 Units: ug/l

Prep Date: 02/23/26 02/23/26

Metal	DA79841-4B Original DUP	RPD	QC Limits	DA79841-4B Original MS	Spikelot ICPAL6	% Rec	QC Limits
-------	----------------------------	-----	--------------	---------------------------	--------------------	-------	--------------

(N) Matrix Spike Rec. outside of QC limits
 (anr) Analyte not requested



8.1.2
8

SPIKE BLANK AND LAB CONTROL SAMPLE SUMMARY

Login Number: DA79841
 Account: CHEVFREE - Chevron/Fremont
 Project: Kortum LD Spill

QC Batch ID: MP46333
 Matrix Type: AQUEOUS

Methods: SW846 6010C
 Units: ug/l

Prep Date: 02/23/26

Metal	BSP Result	Spikelot ICPALL6	% Rec	QC Limits
Aluminum				
Antimony				
Arsenic				
Barium				
Beryllium				
Boron	10200	10000	102.0	80-120
Cadmium				
Calcium				
Chromium				
Cobalt				
Copper				
Iron				
Lead				
Lithium				
Magnesium				
Manganese				
Molybdenum				
Nickel				
Phosphorus				
Potassium				
Selenium				
Silicon				
Silver				
Sodium				
Strontium				
Thallium				
Tin				
Titanium				
Uranium				
Vanadium				
Zinc				

Associated samples MP46333: DA79841-1B, DA79841-2B, DA79841-3B, DA79841-4B

Results < IDL are shown as zero for calculation purposes
 (*) Outside of QC limits

8.1.3
8

SPIKE BLANK AND LAB CONTROL SAMPLE SUMMARY

Login Number: DA79841
Account: CHEVFREE - Chevron/Fremont
Project: Kortum LD Spill


QC Batch ID: MP46333
Matrix Type: AQUEOUS

Methods: SW846 6010C
Units: ug/l

Prep Date: 02/23/26

Metal	BSP Result	Spikelot ICPALL6	% Rec	QC Limits
-------	---------------	---------------------	-------	--------------

(anr) Analyte not requested



8.1.3
8

SERIAL DILUTION RESULTS SUMMARY

Login Number: DA79841
 Account: CHEVFREE - Chevron/Fremont
 Project: Kortum LD Spill

QC Batch ID: MP46333
 Matrix Type: AQUEOUS

Methods: SW846 6010C
 Units: ug/l

Prep Date: 02/23/26

Metal	DA79841-4B Original	SDL 1:5	%DIF	QC Limits
Aluminum				
Antimony				
Arsenic				
Barium				
Beryllium				
Boron	164	191	16.4 (a)	0-10
Cadmium				
Calcium				
Chromium				
Cobalt				
Copper				
Iron				
Lead				
Lithium				
Magnesium				
Manganese				
Molybdenum				
Nickel				
Phosphorus				
Potassium				
Selenium				
Silicon				
Silver				
Sodium				
Strontium				
Thallium				
Tin				
Titanium				
Uranium				
Vanadium				
Zinc				

Associated samples MP46333: DA79841-1B, DA79841-2B, DA79841-3B, DA79841-4B

Results < IDL are shown as zero for calculation purposes
 (*) Outside of QC limits

8.1.4
8

SERIAL DILUTION RESULTS SUMMARY

Login Number: DA79841
Account: CHEVFREE - Chevron/Fremont
Project: Kortum LD Spill

QC Batch ID: MP46333
Matrix Type: AQUEOUS

Methods: SW846 6010C
Units: ug/l

Prep Date: 02/23/26

Metal	DA79841-4B	QC
	Original SDL 1:5 %DIF	Limits

(anr) Analyte not requested

(a) Percent difference acceptable due to low initial sample concentration (< 50 times IDL).

8.1.4

8

BLANK RESULTS SUMMARY
Part 2 - Method Blanks

Login Number: DA79841
Account: CHEVFREE - Chevron/Freemont
Project: Kortum LD Spill

QC Batch ID: MP46335
Matrix Type: AQUEOUS

Methods: SW846 6010C
Units: ug/l

Prep Date: 02/23/26

Metal	RL	IDL	MDL	MB raw	final
Aluminum	500	24	75		
Antimony	150	17	34		
Arsenic	130	23	23		
Barium	50	1	6.5		
Beryllium	50	.78	6.5		
Boron	250	52	32	20.0	<250
Cadmium	50	1.8	6.5		
Calcium	2000	35	250		
Chromium	50	3.1	6.5		
Cobalt	25	3.7	3.2		
Copper	50	2.3	6.5		
Iron	350	14	60		
Lead	250	21	32		
Lithium	25	2.5	6.5		
Magnesium	1000	110	130		
Manganese	25	2.4	3.2		
Molybdenum	50	9.7	14		
Nickel	150	7.6	19		
Phosphorus	500	480	80		
Potassium	5000	130	630		
Selenium	250	66	110		
Silicon	1000	22	750		
Silver	150	4.5	19		
Sodium	2000	22	250		
Strontium	25	.71	3.2		
Thallium	50	46	22		
Tin	300	15	260		
Titanium	50	2.3	6.5		
Uranium	250	32	43		
Vanadium	50	1.3	6.5		
Zinc	150	4	19		

Associated samples MP46335: DA79841-5B

Results < IDL are shown as zero for calculation purposes
(*) Outside of QC limits

BLANK RESULTS SUMMARY
Part 2 - Method Blanks

Login Number: DA79841
Account: CHEVFREE - Chevron/Fremont
Project: Kortum LD Spill


QC Batch ID: MP46335
Matrix Type: AQUEOUS

Methods: SW846 6010C
Units: ug/l

Prep Date: 02/23/26

Metal	RL	IDL	MDL	MB raw	final
-------	----	-----	-----	-----------	-------

(anr) Analyte not requested



8.2.1
8

MATRIX SPIKE AND DUPLICATE RESULTS SUMMARY

Login Number: DA79841
 Account: CHEVFREE - Chevron/Fremont
 Project: Kortum LD Spill

QC Batch ID: MP46335
 Matrix Type: AQUEOUS

Methods: SW846 6010C
 Units: ug/l

Prep Date: 02/23/26 02/23/26

Metal	DA79842-5B Original	DUP	RPD	QC Limits	DA79842-5B Original MS	Spikelot ICPAL6	% Rec	QC Limits
Aluminum								
Antimony								
Arsenic								
Barium								
Beryllium								
Boron	190	199	4.6	0-20	190	10400	10000	102.1 75-125
Cadmium								
Calcium								
Chromium								
Cobalt								
Copper								
Iron								
Lead								
Lithium								
Magnesium								
Manganese								
Molybdenum								
Nickel								
Phosphorus								
Potassium								
Selenium								
Silicon								
Silver								
Sodium								
Strontium								
Thallium								
Tin								
Titanium								
Uranium								
Vanadium								
Zinc								

Associated samples MP46335: DA79841-5B

Results < IDL are shown as zero for calculation purposes
 (*) Outside of QC limits

8.2.2
8

MATRIX SPIKE AND DUPLICATE RESULTS SUMMARY

Login Number: DA79841
 Account: CHEVFREE - Chevron/Fremont
 Project: Kortum LD Spill


QC Batch ID: MP46335
 Matrix Type: AQUEOUS

Methods: SW846 6010C
 Units: ug/l

Prep Date: 02/23/26 02/23/26

Metal	DA79842-5B Original DUP	RPD	QC Limits	DA79842-5B Original MS	Spikelot ICPAL6	% Rec	QC Limits
-------	----------------------------	-----	--------------	---------------------------	--------------------	-------	--------------

(N) Matrix Spike Rec. outside of QC limits
 (anr) Analyte not requested



8.2.2
8

SPIKE BLANK AND LAB CONTROL SAMPLE SUMMARY

Login Number: DA79841
 Account: CHEVFREE - Chevron/Fremont
 Project: Kortum LD Spill

QC Batch ID: MP46335
 Matrix Type: AQUEOUS

Methods: SW846 6010C
 Units: ug/l

Prep Date: 02/23/26

Metal	BSP Result	Spikelot ICPALL6	% Rec	QC Limits
Aluminum				
Antimony				
Arsenic				
Barium				
Beryllium				
Boron	9990	10000	99.9	80-120
Cadmium				
Calcium				
Chromium				
Cobalt				
Copper				
Iron				
Lead				
Lithium				
Magnesium				
Manganese				
Molybdenum				
Nickel				
Phosphorus				
Potassium				
Selenium				
Silicon				
Silver				
Sodium				
Strontium				
Thallium				
Tin				
Titanium				
Uranium				
Vanadium				
Zinc				

Associated samples MP46335: DA79841-5B

Results < IDL are shown as zero for calculation purposes
 (*) Outside of QC limits

8.2.3
8

SPIKE BLANK AND LAB CONTROL SAMPLE SUMMARY

Login Number: DA79841
Account: CHEVFREE - Chevron/Fremont
Project: Kortum LD Spill


QC Batch ID: MP46335
Matrix Type: AQUEOUS

Methods: SW846 6010C
Units: ug/l

Prep Date: 02/23/26

Metal	BSP Result	Spikelot ICPALL6	% Rec	QC Limits
-------	---------------	---------------------	-------	--------------

(anr) Analyte not requested



8.2.3

8

SERIAL DILUTION RESULTS SUMMARY

Login Number: DA79841
 Account: CHEVFREE - Chevron/Fremont
 Project: Kortum LD Spill

QC Batch ID: MP46335
 Matrix Type: AQUEOUS

Methods: SW846 6010C
 Units: ug/l

Prep Date: 02/23/26

Metal	DA79842-5B Original	SDL 1:5	%DIF	QC Limits
Aluminum				
Antimony				
Arsenic				
Barium				
Beryllium				
Boron	37.9	53.1	40.1 (a)	0-10
Cadmium				
Calcium				
Chromium				
Cobalt				
Copper				
Iron				
Lead				
Lithium				
Magnesium				
Manganese				
Molybdenum				
Nickel				
Phosphorus				
Potassium				
Selenium				
Silicon				
Silver				
Sodium				
Strontium				
Thallium				
Tin				
Titanium				
Uranium				
Vanadium				
Zinc				

Associated samples MP46335: DA79841-5B

Results < IDL are shown as zero for calculation purposes
 (*) Outside of QC limits

8.2.4
8

SERIAL DILUTION RESULTS SUMMARY

Login Number: DA79841
Account: CHEVFREE - Chevron/Fremont
Project: Kortum LD Spill

QC Batch ID: MP46335
Matrix Type: AQUEOUS

Methods: SW846 6010C
Units: ug/l

Prep Date: 02/23/26

Metal	DA79842-5B	QC
	Original SDL 1:5 %DIF	Limits

(anr) Analyte not requested

(a) Percent difference acceptable due to low initial sample concentration (< 50 times IDL).

8.2.4

8

BLANK RESULTS SUMMARY
Part 2 - Method Blanks

Login Number: DA79841
Account: CHEVFREE - Chevron/Freemont
Project: Kortum LD Spill

QC Batch ID: MP46336
Matrix Type: SOLID

Methods: SW846 6020B
Units: mg/kg

Prep Date: 02/21/26

Metal	RL	IDL	MDL	MB raw	final
Aluminum	50	.52	5		
Antimony	0.40	.01	.05		
Arsenic	0.20	.05	.05	0.022	<0.20
Barium	2.0	.096	.24	0.16	<2.0
Beryllium	0.20	.077	.04		
Boron	40	18	10		
Cadmium	0.10	.03	.04	0.014	<0.10
Calcium	400	25	30		
Chromium	2.0	.087	.6		
Cobalt	0.20	.04	.025		
Copper	2.0	.05	.25	0.72	<2.0
Iron	20	1.6	15		
Lead	0.50	.094	.2	0.020	<0.50
Magnesium	100	10	10		
Manganese	1.0	.079	.2		
Molybdenum	1.0	.037	.27		
Nickel	2.0	.098	.2	0.030	<2.0
Phosphorus	60	7.6	25		
Potassium	200	2	25		
Selenium	0.20	.05	.05	0.019	<0.20
Silver	0.10	.0081	.03	0.0065	<0.10
Sodium	500	10	30		
Strontium	20	.1	1		
Thallium	0.20	.032	.04		
Tin	10	.22	4		
Titanium	2.0	.05	.3		
Uranium	0.20	.015	.1		
Vanadium	1.0	.14	.2		
Zinc	10	.05	1	1.4	<10

Associated samples MP46336: DA79841-1C, DA79841-2C, DA79841-3C, DA79841-4C

Results < IDL are shown as zero for calculation purposes
(*) Outside of QC limits
(anr) Analyte not requested

8.3.1
8

MATRIX SPIKE AND DUPLICATE RESULTS SUMMARY

Login Number: DA79841
 Account: CHEVFREE - Chevron/Freemont
 Project: Kortum LD Spill

QC Batch ID: MP46336
 Matrix Type: SOLID

Methods: SW846 6020B
 Units: mg/kg

Prep Date: 02/21/26

Metal	DA79841-4C Original MS		Spike/lot ICPMS6	% Rec	QC Limits
Aluminum					
Antimony					
Arsenic	5.6	116	115	96.0	75-125
Barium	251	541	230	126.1N(a)	75-125
Beryllium					
Boron					
Cadmium	0.31	58.9	57.5	101.9	75-125
Calcium					
Chromium					
Cobalt					
Copper	15.0	66.8	57.5	90.1	75-125
Iron					
Lead	12.7	128	115	100.2	75-125
Magnesium					
Manganese					
Molybdenum					
Nickel	15.5	66.0	57.5	87.8	75-125
Phosphorus					
Potassium					
Selenium	0.41	107	115	92.7	75-125
Silver	0.063	22.9	23	99.3	75-125
Sodium					
Strontium					
Thallium					
Tin					
Titanium					
Uranium					
Vanadium					
Zinc	45.8	159	57.5	196.8N(a)	75-125

Associated samples MP46336: DA79841-1C, DA79841-2C, DA79841-3C, DA79841-4C

Results < IDL are shown as zero for calculation purposes

(*) Outside of QC limits

(N) Matrix Spike Rec. outside of QC limits

(anr) Analyte not requested

(a) Spike recovery indicates possible matrix interference and/or sample nonhomogeneity.

MATRIX SPIKE AND DUPLICATE RESULTS SUMMARY

Login Number: DA79841
 Account: CHEVFREE - Chevron/Freemont
 Project: Kortum LD Spill

QC Batch ID: MP46336
 Matrix Type: SOLID

Methods: SW846 6020B
 Units: mg/kg

Prep Date: 02/21/26

Metal	DA79841-4C Original MSD		SpikeLot ICPMS6	% Rec	MSD RPD	QC Limit
Aluminum						
Antimony						
Arsenic	5.6	124	120	98.5	6.7	20
Barium	251	486	241	97.7	10.7	20
Beryllium						
Boron						
Cadmium	0.31	63.5	60.1	105.1	7.5	20
Calcium						
Chromium						
Cobalt						
Copper	15.0	70.7	60.1	92.6	5.7	20
Iron						
Lead	12.7	135	120	101.7	5.3	20
Magnesium						
Manganese						
Molybdenum						
Nickel	15.5	70.2	60.1	91.0	6.2	20
Phosphorus						
Potassium						
Selenium	0.41	116	120	96.1	8.1	20
Silver	0.063	24.6	24.1	102.0	7.2	20
Sodium						
Strontium						
Thallium						
Tin						
Titanium						
Uranium						
Vanadium						
Zinc	45.8	107	60.1	101.8	39.1 (a)	20

Associated samples MP46336: DA79841-1C, DA79841-2C, DA79841-3C, DA79841-4C

Results < IDL are shown as zero for calculation purposes
 (*) Outside of QC limits
 (N) Matrix Spike Rec. outside of QC limits
 (anr) Analyte not requested
 (a) High RPD due to possible sample matrix or nonhomogeneity.

8.3.2
8

SPIKE BLANK AND LAB CONTROL SAMPLE SUMMARY

Login Number: DA79841
 Account: CHEVFREE - Chevron/Fremont
 Project: Kortum LD Spill

QC Batch ID: MP46336
 Matrix Type: SOLID

Methods: SW846 6020B
 Units: mg/kg

Prep Date: 02/21/26

Metal	BSP Result	Spikelot ICPMS6	% Rec	QC Limits
Aluminum				
Antimony				
Arsenic	103	100	103.0	80-120
Barium	198	200	99.0	80-120
Beryllium				
Boron				
Cadmium	51.6	50	103.2	80-120
Calcium				
Chromium				
Cobalt				
Copper	48.9	50	97.8	80-120
Iron				
Lead	100	100	100.0	80-120
Magnesium				
Manganese				
Molybdenum				
Nickel	47.9	50	95.8	80-120
Phosphorus				
Potassium				
Selenium	99.9	100	99.9	80-120
Silver	20.2	20	101.0	80-120
Sodium				
Strontium				
Thallium				
Tin				
Titanium				
Uranium				
Vanadium				
Zinc	51.0	50	102.0	80-120

Associated samples MP46336: DA79841-1C, DA79841-2C, DA79841-3C, DA79841-4C

Results < IDL are shown as zero for calculation purposes
 (*) Outside of QC limits
 (anr) Analyte not requested

8.3.3
8

SERIAL DILUTION RESULTS SUMMARY

Login Number: DA79841
 Account: CHEVFREE - Chevron/Freemont
 Project: Kortum LD Spill

QC Batch ID: MP46336
 Matrix Type: SOLID

Methods: SW846 6020B
 Units: ug/l

Prep Date: 02/21/26

Metal	DA79841-4C Original SDL 10:50%DIF		QC Limits	
Aluminum				
Antimony				
Arsenic	48.0	50.8	5.9	0-20
Barium	2160	2210	2.5	0-20
Beryllium				
Boron				
Cadmium	2.65	2.29	13.6	0-20
Calcium				
Chromium				
Cobalt				
Copper	129	136	5.6	0-20
Iron				
Lead	109	109	0.6	0-20
Magnesium				
Manganese				
Molybdenum				
Nickel	134	140	4.5	0-20
Phosphorus				
Potassium				
Selenium	3.52	3.65	3.8	0-20
Silver	0.539	0.592	9.9	0-20
Sodium				
Strontium				
Thallium				
Tin				
Titanium				
Uranium				
Vanadium				
Zinc	395	404	2.3	0-20

Associated samples MP46336: DA79841-1C, DA79841-2C, DA79841-3C, DA79841-4C

Results < IDL are shown as zero for calculation purposes
 (*) Outside of QC limits
 (anr) Analyte not requested

8.3.4
8

BLANK RESULTS SUMMARY
Part 2 - Method Blanks

Login Number: DA79841
Account: CHEVFREE - Chevron/Fremont
Project: Kortum LD Spill

QC Batch ID: MP46338
Matrix Type: SOLID

Methods: SW846 6020B
Units: mg/kg

Prep Date: 02/21/26

Metal	RL	IDL	MDL	MB raw	final
Aluminum	50	.52	5		
Antimony	0.40	.01	.05		
Arsenic	0.20	.05	.05	0.038	<0.20
Barium	2.0	.096	.24	0.074	<2.0
Beryllium	0.20	.077	.04		
Boron	40	18	10		
Cadmium	0.10	.03	.04	0.018	<0.10
Calcium	400	25	30		
Chromium	2.0	.087	.6		
Cobalt	0.20	.04	.025		
Copper	2.0	.05	.25	0.75	<2.0
Iron	20	1.6	15		
Lead	0.50	.094	.2	0.028	<0.50
Magnesium	100	10	10		
Manganese	1.0	.079	.2		
Molybdenum	1.0	.037	.27		
Nickel	2.0	.098	.2	0.027	<2.0
Phosphorus	60	7.6	25		
Potassium	200	2	25		
Selenium	0.20	.05	.05	0.035	<0.20
Silver	0.10	.0081	.03	0.0067	<0.10
Sodium	500	10	30		
Strontium	20	.1	1		
Thallium	0.20	.032	.04		
Tin	10	.22	4		
Titanium	2.0	.05	.3		
Uranium	0.20	.015	.1		
Vanadium	1.0	.14	.2		
Zinc	10	.05	1	1.3	<10

Associated samples MP46338: DA79841-5C

Results < IDL are shown as zero for calculation purposes
(*) Outside of QC limits
(anr) Analyte not requested

8.4.1
8

MATRIX SPIKE AND DUPLICATE RESULTS SUMMARY

Login Number: DA79841
 Account: CHEVFREE - Chevron/Freemont
 Project: Kortum LD Spill

QC Batch ID: MP46338
 Matrix Type: SOLID

Methods: SW846 6020B
 Units: mg/kg

Prep Date: 02/21/26

Metal	DA79842-5C Original MS		Spike/lot ICPMS6	% Rec	QC Limits
Aluminum					
Antimony					
Arsenic	4.5	113	109	99.9	75-125
Barium	120	360	217	110.5	75-125
Beryllium					
Boron					
Cadmium	0.17	56.7	54.3	104.1	75-125
Calcium					
Chromium					
Cobalt					
Copper	10.0	63.9	54.3	99.3	75-125
Iron					
Lead	8.5	119	109	101.8	75-125
Magnesium					
Manganese					
Molybdenum					
Nickel	10	63.2	54.3	98.0	75-125
Phosphorus					
Potassium					
Selenium	0.28	102	109	93.7	75-125
Silver	0.041	22.2	21.7	102.0	75-125
Sodium					
Strontium					
Thallium					
Tin					
Titanium					
Uranium					
Vanadium					
Zinc	34.6	95.2	54.3	111.6	75-125

Associated samples MP46338: DA79841-5C

Results < IDL are shown as zero for calculation purposes
 (*) Outside of QC limits
 (N) Matrix Spike Rec. outside of QC limits
 (anr) Analyte not requested

8.4.2
8

MATRIX SPIKE AND DUPLICATE RESULTS SUMMARY

Login Number: DA79841
 Account: CHEVFREE - Chevron/Fremont
 Project: Kortum LD Spill

QC Batch ID: MP46338
 Matrix Type: SOLID

Methods: SW846 6020B
 Units: mg/kg

Prep Date: 02/21/26

Metal	DA79842-5C Original MSD		Spike lot ICPMS6 % Rec		MSD RPD	QC Limit
Aluminum						
Antimony						
Arsenic	4.5	117	111	101.6	3.5	20
Barium	120	352	221	104.8	2.2	20
Beryllium						
Boron						
Cadmium	0.17	58.0	55.4	104.5	2.3	20
Calcium						
Chromium						
Cobalt						
Copper	10.0	63.1	55.4	95.9	1.3	20
Iron						
Lead	8.5	121	111	101.6	1.7	20
Magnesium						
Manganese						
Molybdenum						
Nickel	10	63.8	55.4	97.2	0.9	20
Phosphorus						
Potassium						
Selenium	0.28	108	111	97.3	5.7	20
Silver	0.041	22.4	22.1	101.0	0.9	20
Sodium						
Strontium						
Thallium						
Tin						
Titanium						
Uranium						
Vanadium						
Zinc	34.6	91.5	55.4	102.8	4.0	20

Associated samples MP46338: DA79841-5C

Results < IDL are shown as zero for calculation purposes
 (*) Outside of QC limits
 (N) Matrix Spike Rec. outside of QC limits
 (anr) Analyte not requested

8.4.2
8

SPIKE BLANK AND LAB CONTROL SAMPLE SUMMARY

Login Number: DA79841
 Account: CHEVFREE - Chevron/Fremont
 Project: Kortum LD Spill

QC Batch ID: MP46338
 Matrix Type: SOLID

Methods: SW846 6020B
 Units: mg/kg

Prep Date: 02/21/26

Metal	BSP Result	Spikelot ICPMS6	% Rec	QC Limits
Aluminum				
Antimony				
Arsenic	102	100	102.0	80-120
Barium	199	200	99.5	80-120
Beryllium				
Boron				
Cadmium	51.0	50	102.0	80-120
Calcium				
Chromium				
Cobalt				
Copper	49.3	50	98.6	80-120
Iron				
Lead	100	100	100.0	80-120
Magnesium				
Manganese				
Molybdenum				
Nickel	48.1	50	96.2	80-120
Phosphorus				
Potassium				
Selenium	99.5	100	99.5	80-120
Silver	19.8	20	99.0	80-120
Sodium				
Strontium				
Thallium				
Tin				
Titanium				
Uranium				
Vanadium				
Zinc	50.5	50	101.0	80-120

Associated samples MP46338: DA79841-5C

Results < IDL are shown as zero for calculation purposes
 (*) Outside of QC limits
 (anr) Analyte not requested

8.4.3
8

SERIAL DILUTION RESULTS SUMMARY

Login Number: DA79841
 Account: CHEVFREE - Chevron/Freemont
 Project: Kortum LD Spill

QC Batch ID: MP46338
 Matrix Type: SOLID

Methods: SW846 6020B
 Units: ug/l

Prep Date: 02/21/26

Metal	DA79842-5C Original SDL 10:50%DIF		QC Limits	
Aluminum				
Antimony				
Arsenic	40.1	41.9	4.5	0-20
Barium	1060	1130	6.4	0-20
Beryllium				
Boron				
Cadmium	1.52	0.00	100.0(a)	0-20
Calcium				
Chromium				
Cobalt				
Copper	88.7	92.9	4.7	0-20
Iron				
Lead	75.3	77.8	3.4	0-20
Magnesium				
Manganese				
Molybdenum				
Nickel	88.3	97.0	9.9	0-20
Phosphorus				
Potassium				
Selenium	2.45	0.00	100.0(a)	0-20
Silver	0.368	0.440	19.6	0-20
Sodium				
Strontium				
Thallium				
Tin				
Titanium				
Uranium				
Vanadium				
Zinc	306	315	2.9	0-20

Associated samples MP46338: DA79841-5C

Results < IDL are shown as zero for calculation purposes

(*) Outside of QC limits

(anr) Analyte not requested

(a) Percent difference acceptable due to low initial sample concentration (< 50 times IDL).

8.4.4
8

BLANK RESULTS SUMMARY
Part 2 - Method Blanks

Login Number: DA79841
Account: CHEVFREE - Chevron/Freemont
Project: Kortum LD Spill

QC Batch ID: MP46356
Matrix Type: AQUEOUS

Methods: SW846 6010C
Units: ug/l

Prep Date: 02/23/26

Metal	RL	IDL	MDL	MB raw	final
Aluminum	1500	71	230		
Antimony	450	50	100		
Arsenic	380	68	69		
Barium	150	3	20		
Beryllium	150	2.3	20		
Boron	750	160	95		
Cadmium	150	5.3	20		
Calcium	6000	100	750	96.0	<6000
Chromium	150	9.4	20		
Cobalt	75	11	9.5		
Copper	150	6.9	20		
Iron	1100	41	180		
Lead	750	64	95		
Lithium	75	7.5	20		
Magnesium	3000	330	380	-50	<3000
Manganese	75	7.3	9.5		
Molybdenum	150	29	42		
Nickel	450	23	57		
Phosphorus	1500	1400	240		
Potassium	15000	380	1900		
Selenium	750	200	320		
Silicon	3000	66	2300		
Silver	450	14	57		
Sodium	6000	67	750	-23	<6000
Strontium	75	2.1	9.5		
Thallium	150	140	65		
Tin	900	44	770		
Titanium	150	7	20		
Uranium	750	95	130		
Vanadium	150	3.9	20		
Zinc	450	12	57		

Associated samples MP46356: DA79841-1A, DA79841-2A, DA79841-3A, DA79841-4A, DA79841-5A

Results < IDL are shown as zero for calculation purposes
(*) Outside of QC limits

BLANK RESULTS SUMMARY
Part 2 - Method Blanks

Login Number: DA79841
Account: CHEVFREE - Chevron/Fremont
Project: Kortum LD Spill


QC Batch ID: MP46356
Matrix Type: AQUEOUS

Methods: SW846 6010C
Units: ug/l

Prep Date: 02/23/26

Metal	RL	IDL	MDL	MB raw	final
-------	----	-----	-----	-----------	-------

(anr) Analyte not requested



8.5.1
8

MATRIX SPIKE AND DUPLICATE RESULTS SUMMARY

Login Number: DA79841
 Account: CHEVFREE - Chevron/Fremont
 Project: Kortum LD Spill

QC Batch ID: MP46356
 Matrix Type: AQUEOUS

Methods: SW846 6010C
 Units: ug/l

Prep Date: 02/23/26

Metal	DA79841-5A Original MS	Spikelot ICPAL6	% Rec	QC Limits
Aluminum				
Antimony				
Arsenic				
Barium				
Beryllium				
Boron				
Cadmium				
Calcium	93100	462000	375000	98.4 75-125
Chromium				
Cobalt				
Copper				
Iron				
Lead				
Lithium				
Magnesium	47700	424000	375000	100.3 75-125
Manganese				
Molybdenum				
Nickel				
Phosphorus				
Potassium				
Selenium				
Silicon				
Silver				
Sodium	258000	607000	375000	93.1 75-125
Strontium				
Thallium				
Tin				
Titanium				
Uranium				
Vanadium				
Zinc				

Associated samples MP46356: DA79841-1A, DA79841-2A, DA79841-3A, DA79841-4A, DA79841-5A

Results < IDL are shown as zero for calculation purposes
 (*) Outside of QC limits

8.5.2
8

MATRIX SPIKE AND DUPLICATE RESULTS SUMMARY

Login Number: DA79841
Account: CHEVFREE - Chevron/Fremont
Project: Kortum LD Spill


QC Batch ID: MP46356
Matrix Type: AQUEOUS

Methods: SW846 6010C
Units: ug/l

Prep Date: 02/23/26

Metal	DA79841-5A Original MS	SpikeLot ICPAL6	% Rec	QC Limits
-------	---------------------------	--------------------	-------	--------------

(N) Matrix Spike Rec. outside of QC limits
(anr) Analyte not requested



8.5.2

8

MATRIX SPIKE AND DUPLICATE RESULTS SUMMARY

Login Number: DA79841
 Account: CHEVFREE - Chevron/Freemont
 Project: Kortum LD Spill

QC Batch ID: MP46356
 Matrix Type: AQUEOUS

Methods: SW846 6010C
 Units: ug/l

Prep Date: 02/23/26

Metal	DA79841-5A Original MSD	SpikeLot ICPAL6	% Rec	MSD RPD	QC Limit	
Aluminum						
Antimony						
Arsenic						
Barium						
Beryllium						
Boron						
Cadmium						
Calcium	93100	484000	375000	104.2	4.7	20
Chromium						
Cobalt						
Copper						
Iron						
Lead						
Lithium						
Magnesium	47700	444000	375000	105.7	4.6	20
Manganese						
Molybdenum						
Nickel						
Phosphorus						
Potassium						
Selenium						
Silicon						
Silver						
Sodium	258000	630000	375000	99.2	3.7	20
Strontium						
Thallium						
Tin						
Titanium						
Uranium						
Vanadium						
Zinc						

Associated samples MP46356: DA79841-1A, DA79841-2A, DA79841-3A, DA79841-4A, DA79841-5A

Results < IDL are shown as zero for calculation purposes
 (*) Outside of QC limits

8.5.2
8

MATRIX SPIKE AND DUPLICATE RESULTS SUMMARY

Login Number: DA79841
Account: CHEVFREE - Chevron/Fremont
Project: Kortum LD Spill


QC Batch ID: MP46356
Matrix Type: AQUEOUS

Methods: SW846 6010C
Units: ug/l

Prep Date: 02/23/26

Metal	DA79841-5A Original MSD	SpikeLot ICPAL6 % Rec	MSD RPD	QC Limit
-------	----------------------------	--------------------------	------------	-------------

(N) Matrix Spike Rec. outside of QC limits
(anr) Analyte not requested



8.5.2
8

SPIKE BLANK AND LAB CONTROL SAMPLE SUMMARY

Login Number: DA79841
 Account: CHEVFREE - Chevron/Fremont
 Project: Kortum LD Spill

QC Batch ID: MP46356
 Matrix Type: AQUEOUS

Methods: SW846 6010C
 Units: ug/l

Prep Date: 02/23/26

Metal	BSP Result	Spikelot ICPALL6	% Rec	QC Limits
Aluminum				
Antimony				
Arsenic				
Barium				
Beryllium				
Boron				
Cadmium				
Calcium	385000	375000	102.7	80-120
Chromium				
Cobalt				
Copper				
Iron				
Lead				
Lithium				
Magnesium	389000	375000	103.7	80-120
Manganese				
Molybdenum				
Nickel				
Phosphorus				
Potassium				
Selenium				
Silicon				
Silver				
Sodium	383000	375000	102.1	80-120
Strontium				
Thallium				
Tin				
Titanium				
Uranium				
Vanadium				
Zinc				

Associated samples MP46356: DA79841-1A, DA79841-2A, DA79841-3A, DA79841-4A, DA79841-5A

Results < IDL are shown as zero for calculation purposes
 (*) Outside of QC limits

8.5.3
8

SPIKE BLANK AND LAB CONTROL SAMPLE SUMMARY

Login Number: DA79841
Account: CHEVFREE - Chevron/Fremont
Project: Kortum LD Spill


QC Batch ID: MP46356
Matrix Type: AQUEOUS

Methods: SW846 6010C
Units: ug/l

Prep Date: 02/23/26

Metal	BSP Result	Spikelot ICPALL6	% Rec	QC Limits
-------	---------------	---------------------	-------	--------------

(anr) Analyte not requested



8.5.3
8

SERIAL DILUTION RESULTS SUMMARY

Login Number: DA79841
 Account: CHEVFREE - Chevron/Fremont
 Project: Kortum LD Spill

QC Batch ID: MP46356
 Matrix Type: AQUEOUS

Methods: SW846 6010C
 Units: ug/l

Prep Date: 02/23/26

Metal	DA79841-5A Original	SDL 1:5	%DIF	QC Limits
Aluminum				
Antimony				
Arsenic				
Barium				
Beryllium				
Boron				
Cadmium				
Calcium	6210	6340	2.1	0-10
Chromium				
Cobalt				
Copper				
Iron				
Lead				
Lithium				
Magnesium	3180	3180	0.0	0-10
Manganese				
Molybdenum				
Nickel				
Phosphorus				
Potassium				
Selenium				
Silicon				
Silver				
Sodium	17200	18000	4.3	0-10
Strontium				
Thallium				
Tin				
Titanium				
Uranium				
Vanadium				
Zinc				

Associated samples MP46356: DA79841-1A, DA79841-2A, DA79841-3A, DA79841-4A, DA79841-5A

Results < IDL are shown as zero for calculation purposes
 (*) Outside of QC limits

8.5.4
8

SERIAL DILUTION RESULTS SUMMARY

Login Number: DA79841
Account: CHEVFREE - Chevron/Fremont
Project: Kortum LD Spill


QC Batch ID: MP46356
Matrix Type: AQUEOUS

Methods: SW846 6010C
Units: ug/l

Prep Date: 02/23/26

Metal	DA79841-5A Original SDL 1:5	%DIF	QC Limits
-------	--------------------------------	------	--------------

(anr) Analyte not requested



General Chemistry

QC Data Summaries

Includes the following where applicable:

- Method Blank and Blank Spike Summaries
- Duplicate Summaries
- Matrix Spike Summaries

METHOD BLANK AND SPIKE RESULTS SUMMARY
GENERAL CHEMISTRY

Login Number: DA79841
Account: CHEVFREE - Chevron/Freemont
Project: Kortum LD Spill

Analyte	Batch ID	RL	MB Result	Units	Spike Amount	BSP Result	BSP %Recov	QC Limits
Chromium, Hexavalent	GP40821/GN72998				3.88		83.3	80-120%
Chromium, Hexavalent	GP40821/GN72998	0.20	0.0	mg/kg	3.88	3.24	83.6	80-120%
Chromium, Hexavalent	GP40821/GN72998			mg/kg	761	639	84.0	80-120%
Chromium, Hexavalent	GP40852/GN73069				3.91		85.0	80-120%
Chromium, Hexavalent	GP40852/GN73069	0.20	0.0	mg/kg	3.91	3.33	85.2	80-120%
Chromium, Hexavalent	GP40852/GN73069			mg/kg	709	584	82.3	80-120%
Specific Conductivity	GP40826/GN73027			mmhos/cm	1.409	1.3	95.7	90-110%
Specific Conductivity	GP40828/GN73028			mmhos/cm	1.409	1.4	97.4	90-110%

Associated Samples:

Batch GP40821: DA79841-5C
Batch GP40826: DA79841-1C, DA79841-2C, DA79841-3C, DA79841-4C
Batch GP40828: DA79841-5C
Batch GP40852: DA79841-1C, DA79841-2C, DA79841-3C, DA79841-4C
(*) Outside of QC limits

DUPLICATE RESULTS SUMMARY
GENERAL CHEMISTRY

Login Number: DA79841
Account: CHEVFREE - Chevron/Freemont
Project: Kortum LD Spill

Analyte	Batch ID	QC Sample	Units	Original Result	DUP Result	RPD	QC Limits
Chromium, Hexavalent	GP40821/GN72998	DA79842-5C	mg/kg	0.092	0.11	17.8	0-20%
Chromium, Hexavalent	GP40852/GN73069	DA79840-1C	mg/kg	0.0	0.0	0.0	0-20%
Specific Conductivity	GP40826/GN73027	DA79837-1C	mmhos/cm	1.1	1.0	0.4	0-20%
Specific Conductivity	GP40828/GN73028	DA79841-5C	mmhos/cm	1.8	1.8	1.0	0-20%
pH	GN73013	DA79837-1C	su	9.88	9.89(a)	0.1(a)	0-5%
pH	GN73014	DA79841-5C	su	7.72	7.73(a)	0.1(a)	0-5%

Associated Samples:

Batch GN73013: DA79841-1C, DA79841-2C, DA79841-3C, DA79841-4C

Batch GN73014: DA79841-5C

Batch GP40821: DA79841-5C

Batch GP40826: DA79841-1C, DA79841-2C, DA79841-3C, DA79841-4C

Batch GP40828: DA79841-5C

Batch GP40852: DA79841-1C, DA79841-2C, DA79841-3C, DA79841-4C

(*) Outside of QC limits

(a) Saturated paste was generated on 02/21/26.

MATRIX SPIKE RESULTS SUMMARY
GENERAL CHEMISTRY

Login Number: DA79841
Account: CHEVFREE - Chevron/Freemont
Project: Kortum LD Spill

Analyte	Batch ID	QC Sample	Units	Original Result	Spike Amount	MS Result	%Rec	QC Limits
Chromium, Hexavalent	GP40821/GN72998	DA79842-5C	mg/kg	0.092	4.67	4.0	83.6	75-125%
Chromium, Hexavalent	GP40821/GN72998	DA79842-5C	mg/kg	0.092	1370	1140	83.3	75-125%
Chromium, Hexavalent	GP40821/GN72998	DA79842-5C	mg/kg	0.092	4.56	4.7	101.0	75-125%
Chromium, Hexavalent	GP40852/GN73069	DA79840-1C	mg/kg	0.0	4.76	4.2	88.2	75-125%
Chromium, Hexavalent	GP40852/GN73069	DA79840-1C	mg/kg	0.0	884	724	81.9	75-125%
Chromium, Hexavalent	GP40852/GN73069	DA79840-1C	mg/kg	0.0	4.8	4.7	97.9	75-125%

Associated Samples:

Batch GP40821: DA79841-5C

Batch GP40852: DA79841-1C, DA79841-2C, DA79841-3C, DA79841-4C

(*) Outside of QC limits

(N) Matrix Spike Rec. outside of QC limits