

## Civitas - CO

Sample Delivery Group: L1922457  
Samples Received: 11/26/2025  
Project Number: 203724474  
Description: Antelope P-T-17HZ  
Site: REM# 42673  
Report To: Civitas - Stantec  
6855 W. 118th Ave  
Broomfield, CO 80020

Entire Report Reviewed By:



Mandi Edwards  
Project Manager

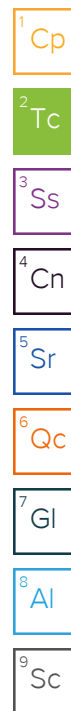
Results relate only to the items tested or calibrated and are reported as rounded values. This test report shall not be reproduced, except in full, without written approval of the laboratory. Where applicable, sampling conducted by Pace Analytical National is performed per guidance provided in laboratory standard operating procedures ENV-SOP-MTJL-0067 and ENV-SOP-MTJL-0068. Where sampling conducted by the customer, results relate to the accuracy of the information provided, and as the samples are received.

Pace Analytical National

12065 Lebanon Rd Mount Juliet, TN 37122 615-758-5858 800-767-5859 mydata.pacelabs.com

# TABLE OF CONTENTS

<b>Cp: Cover Page</b>	<b>1</b>
<b>Tc: Table of Contents</b>	<b>2</b>
<b>Ss: Sample Summary</b>	<b>3</b>
<b>Cn: Case Narrative</b>	<b>6</b>
<b>Sr: Sample Results</b>	<b>8</b>
WHB01@6 L1922457-01	8
WHE01@5 L1922457-02	10
FLB01@4 L1922457-03	12
FLB02@4 L1922457-04	14
SEP01@4 L1922457-05	16
SP-CS01@6 L1922457-06	18
SP-CS02@4 L1922457-07	20
<b>Qc: Quality Control Summary</b>	<b>22</b>
Total Solids by Method 2540 G-2011	22
Wet Chemistry by Method 7199	25
Wet Chemistry by Method 9045D (S-1.10)	29
Wet Chemistry by Method 9050AMod (S-1.20)	32
Metals (ICP) by Method 6010D (S-7.10)	35
Metals (ICPMS) by Method 6020B	37
Volatile Organic Compounds (GC) by Method 8015D	39
Volatile Organic Compounds (GC/MS) by Method 8260D	42
Semi-Volatile Organic Compounds (GC) by Method 8015M	44
Semi Volatile Organic Compounds (GC/MS) by Method 8270E-SIM	45
<b>Gl: Glossary of Terms</b>	<b>47</b>
<b>Al: Accreditations &amp; Locations</b>	<b>49</b>
<b>Sc: Sample Chain of Custody</b>	<b>50</b>



# SAMPLE SUMMARY

WHB01@6 L1922457-01

Collected by: Dylan Shelton  
 Collected date/time: 11/24/25 15:30  
 Received date/time: 11/26/25 08:00

Method	Batch	Dilution	Preparation date/time	Analysis date/time	Analyst	Location
Calculated Results	WG2652502	1	12/05/25 22:57	12/05/25 22:57	BAG	Mt. Juliet, TN
Total Solids by Method 2540 G-2011	WG2649213	1	12/02/25 07:52	12/02/25 07:59	MT	Mt. Juliet, TN
Wet Chemistry by Method 7199	WG2649455	1	11/30/25 08:28	12/03/25 22:45	EKB	Mt. Juliet, TN
Wet Chemistry by Method 9045D (S-1.10)	WG2653382	1	12/06/25 07:29	12/06/25 10:31	RJP	Mt. Juliet, TN
Wet Chemistry by Method 9050AMod (S-1.20)	WG2653611	1	12/06/25 19:31	12/07/25 00:55	KRB	Mt. Juliet, TN
Metals (ICP) by Method 6010D (S-7.10)	WG2652506	1	12/05/25 14:01	12/05/25 17:08	RLS	Mt. Juliet, TN
Metals (ICPMS) by Method 6020B	WG2648548	1	11/27/25 07:44	12/16/25 11:32	JPD	Mt. Juliet, TN
Volatile Organic Compounds (GC) by Method 8015D	WG2649973	25	11/26/25 13:24	12/02/25 06:47	JHH	Mt. Juliet, TN
Volatile Organic Compounds (GC/MS) by Method 8260D	WG2649696	1	11/26/25 13:24	12/01/25 17:12	JHH	Mt. Juliet, TN
Semi-Volatile Organic Compounds (GC) by Method 8015M	WG2649417	1	12/02/25 06:11	12/02/25 17:10	DMD	Mt. Juliet, TN
Semi Volatile Organic Compounds (GC/MS) by Method 8270E-SIM	WG2649419	1	12/02/25 06:26	12/02/25 20:14	CMF	Mt. Juliet, TN

- 1 Cp
- 2 Tc
- 3 Ss
- 4 Cn
- 5 Sr
- 6 Qc
- 7 Gl
- 8 Al
- 9 Sc

WHE01@5 L1922457-02

Collected by: Dylan Shelton  
 Collected date/time: 11/24/25 15:45  
 Received date/time: 11/26/25 08:00

Method	Batch	Dilution	Preparation date/time	Analysis date/time	Analyst	Location
Calculated Results	WG2650838	1	12/04/25 01:25	12/04/25 01:25	MAP	Mt. Juliet, TN
Total Solids by Method 2540 G-2011	WG2649213	1	12/02/25 07:52	12/02/25 07:59	MT	Mt. Juliet, TN
Wet Chemistry by Method 7199	WG2649455	1	11/30/25 08:28	12/03/25 23:40	EKB	Mt. Juliet, TN
Wet Chemistry by Method 9045D (S-1.10)	WG2651827	1	12/04/25 12:01	12/04/25 12:20	ARD	Mt. Juliet, TN
Wet Chemistry by Method 9050AMod (S-1.20)	WG2651801	1	12/04/25 14:17	12/05/25 05:04	AVB	Mt. Juliet, TN
Metals (ICP) by Method 6010D (S-7.10)	WG2650843	1	12/03/25 14:36	12/04/25 14:00	RLS	Mt. Juliet, TN
Metals (ICPMS) by Method 6020B	WG2648548	1	11/27/25 07:44	12/16/25 10:54	JDB	Mt. Juliet, TN
Volatile Organic Compounds (GC) by Method 8015D	WG2649973	100	11/26/25 13:24	12/02/25 07:55	JHH	Mt. Juliet, TN
Volatile Organic Compounds (GC/MS) by Method 8260D	WG2649696	1	11/26/25 13:24	12/01/25 17:32	JHH	Mt. Juliet, TN
Semi-Volatile Organic Compounds (GC) by Method 8015M	WG2649417	5	12/02/25 06:11	12/02/25 20:42	DMD	Mt. Juliet, TN
Semi Volatile Organic Compounds (GC/MS) by Method 8270E-SIM	WG2649419	1	12/02/25 06:26	12/04/25 01:57	DMG	Mt. Juliet, TN

FLB01@4 L1922457-03

Collected by: Dylan Shelton  
 Collected date/time: 11/24/25 15:55  
 Received date/time: 11/26/25 08:00

Method	Batch	Dilution	Preparation date/time	Analysis date/time	Analyst	Location
Calculated Results	WG2650838	1	12/04/25 01:28	12/04/25 01:28	MAP	Mt. Juliet, TN
Total Solids by Method 2540 G-2011	WG2649691	1	12/02/25 08:20	12/02/25 08:29	KDW	Mt. Juliet, TN
Wet Chemistry by Method 7199	WG2647824	1	11/30/25 09:21	12/03/25 09:23	DLH	Mt. Juliet, TN
Wet Chemistry by Method 9045D (S-1.10)	WG2651827	1	12/04/25 12:01	12/04/25 12:20	ARD	Mt. Juliet, TN
Wet Chemistry by Method 9050AMod (S-1.20)	WG2651801	1	12/04/25 14:17	12/05/25 05:04	AVB	Mt. Juliet, TN
Metals (ICP) by Method 6010D (S-7.10)	WG2650843	1	12/03/25 14:36	12/04/25 14:03	RLS	Mt. Juliet, TN
Metals (ICPMS) by Method 6020B	WG2648548	1	11/27/25 07:44	12/16/25 11:35	JPD	Mt. Juliet, TN
Volatile Organic Compounds (GC) by Method 8015D	WG2650611	25	11/26/25 13:24	12/02/25 16:37	AEB	Mt. Juliet, TN
Volatile Organic Compounds (GC/MS) by Method 8260D	WG2649696	1	11/26/25 13:24	12/01/25 17:51	JHH	Mt. Juliet, TN
Semi-Volatile Organic Compounds (GC) by Method 8015M	WG2649417	1	12/02/25 06:11	12/02/25 19:59	DMD	Mt. Juliet, TN
Semi-Volatile Organic Compounds (GC) by Method 8015M	WG2649417	5	12/02/25 06:11	12/03/25 05:23	PS	Mt. Juliet, TN
Semi Volatile Organic Compounds (GC/MS) by Method 8270E-SIM	WG2649419	1	12/02/25 06:26	12/02/25 21:32	CMF	Mt. Juliet, TN

FLB02@4 L1922457-04

Collected by: Dylan Shelton  
 Collected date/time: 11/24/25 16:10  
 Received date/time: 11/26/25 08:00

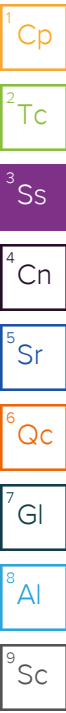
Method	Batch	Dilution	Preparation date/time	Analysis date/time	Analyst	Location
Calculated Results	WG2650838	1	12/04/25 01:30	12/04/25 01:30	MAP	Mt. Juliet, TN
Total Solids by Method 2540 G-2011	WG2649691	1	12/02/25 08:20	12/02/25 08:29	KDW	Mt. Juliet, TN
Wet Chemistry by Method 7199	WG2647824	1	11/30/25 09:21	12/03/25 09:36	DLH	Mt. Juliet, TN
Wet Chemistry by Method 9045D (S-1.10)	WG2651827	1	12/04/25 12:01	12/04/25 12:20	ARD	Mt. Juliet, TN

# SAMPLE SUMMARY

## FLB02@4 L1922457-04

Collected by: Dylan Shelton  
 Collected date/time: 11/24/25 16:10  
 Received date/time: 11/26/25 08:00

Method	Batch	Dilution	Preparation date/time	Analysis date/time	Analyst	Location
Wet Chemistry by Method 9050AMod (S-1.20)	WG2651801	1	12/04/25 14:17	12/05/25 05:04	AVB	Mt. Juliet, TN
Metals (ICP) by Method 6010D (S-7.10)	WG2650843	1	12/03/25 14:36	12/04/25 14:05	RLS	Mt. Juliet, TN
Metals (ICPMS) by Method 6020B	WG2648548	1	11/27/25 07:44	12/16/25 11:38	JPD	Mt. Juliet, TN
Volatile Organic Compounds (GC) by Method 8015D	WG2649475	25	11/26/25 13:24	11/30/25 14:15	JAH	Mt. Juliet, TN
Volatile Organic Compounds (GC/MS) by Method 8260D	WG2649050	1	11/26/25 13:24	11/29/25 00:20	ADM	Mt. Juliet, TN
Semi-Volatile Organic Compounds (GC) by Method 8015M	WG2649417	1	12/02/25 06:11	12/02/25 15:45	DMD	Mt. Juliet, TN
Semi Volatile Organic Compounds (GC/MS) by Method 8270E-SIM	WG2649419	1	12/02/25 06:26	12/02/25 21:52	CMF	Mt. Juliet, TN



## SEPBO1@4 L1922457-05

Collected by: Dylan Shelton  
 Collected date/time: 11/24/25 16:15  
 Received date/time: 11/26/25 08:00

Method	Batch	Dilution	Preparation date/time	Analysis date/time	Analyst	Location
Calculated Results	WG2650838	1	12/04/25 01:33	12/04/25 01:33	MAP	Mt. Juliet, TN
Total Solids by Method 2540 G-2011	WG2649691	1	12/02/25 08:20	12/02/25 08:29	KDW	Mt. Juliet, TN
Wet Chemistry by Method 7199	WG2647824	1	11/30/25 09:21	12/03/25 09:49	DLH	Mt. Juliet, TN
Wet Chemistry by Method 9045D (S-1.10)	WG2651827	1	12/04/25 12:01	12/04/25 12:20	ARD	Mt. Juliet, TN
Wet Chemistry by Method 9050AMod (S-1.20)	WG2651801	1	12/04/25 14:17	12/05/25 05:04	AVB	Mt. Juliet, TN
Metals (ICP) by Method 6010D (S-7.10)	WG2650843	1	12/03/25 14:36	12/04/25 14:08	RLS	Mt. Juliet, TN
Metals (ICPMS) by Method 6020B	WG2648548	1	11/27/25 07:44	12/16/25 11:41	JPD	Mt. Juliet, TN
Volatile Organic Compounds (GC) by Method 8015D	WG2650611	25	11/26/25 13:24	12/02/25 17:00	AEB	Mt. Juliet, TN
Volatile Organic Compounds (GC/MS) by Method 8260D	WG2649696	8	11/26/25 13:24	12/01/25 19:31	JHH	Mt. Juliet, TN
Semi-Volatile Organic Compounds (GC) by Method 8015M	WG2649417	1	12/02/25 06:11	12/02/25 19:45	DMD	Mt. Juliet, TN
Semi Volatile Organic Compounds (GC/MS) by Method 8270E-SIM	WG2649419	1	12/02/25 06:26	12/02/25 22:12	CMF	Mt. Juliet, TN

## SP-CS01@6 L1922457-06

Collected by: Dylan Shelton  
 Collected date/time: 11/24/25 16:05  
 Received date/time: 11/26/25 08:00

Method	Batch	Dilution	Preparation date/time	Analysis date/time	Analyst	Location
Calculated Results	WG2650838	1	12/04/25 01:35	12/04/25 01:35	MAP	Mt. Juliet, TN
Total Solids by Method 2540 G-2011	WG2649691	1	12/02/25 08:20	12/02/25 08:29	KDW	Mt. Juliet, TN
Wet Chemistry by Method 7199	WG2647824	1	11/30/25 09:21	12/03/25 10:02	DLH	Mt. Juliet, TN
Wet Chemistry by Method 9045D (S-1.10)	WG2651834	1	12/05/25 07:50	12/05/25 08:19	AVB	Mt. Juliet, TN
Wet Chemistry by Method 9050AMod (S-1.20)	WG2651808	1	12/05/25 19:24	12/05/25 19:45	KRB	Mt. Juliet, TN
Metals (ICP) by Method 6010D (S-7.10)	WG2650843	1	12/03/25 14:36	12/04/25 14:16	RLS	Mt. Juliet, TN
Metals (ICPMS) by Method 6020B	WG2648548	1	11/27/25 07:44	12/16/25 11:44	JPD	Mt. Juliet, TN
Volatile Organic Compounds (GC) by Method 8015D	WG2649475	25	11/26/25 13:24	11/30/25 14:37	JAH	Mt. Juliet, TN
Volatile Organic Compounds (GC/MS) by Method 8260D	WG2649050	1	11/26/25 13:24	11/29/25 00:39	ADM	Mt. Juliet, TN
Semi-Volatile Organic Compounds (GC) by Method 8015M	WG2649417	5	12/02/25 06:11	12/02/25 20:27	DMD	Mt. Juliet, TN
Semi Volatile Organic Compounds (GC/MS) by Method 8270E-SIM	WG2649419	1	12/02/25 06:26	12/02/25 22:31	CMF	Mt. Juliet, TN

## SP-CS02@4 L1922457-07

Collected by: Dylan Shelton  
 Collected date/time: 11/24/25 16:20  
 Received date/time: 11/26/25 08:00

Method	Batch	Dilution	Preparation date/time	Analysis date/time	Analyst	Location
Calculated Results	WG2650838	1	12/04/25 01:38	12/04/25 01:38	MAP	Mt. Juliet, TN
Total Solids by Method 2540 G-2011	WG2649693	1	12/01/25 09:33	12/01/25 09:40	KDW	Mt. Juliet, TN
Wet Chemistry by Method 7199	WG2647824	1	11/30/25 09:21	12/03/25 10:15	DLH	Mt. Juliet, TN
Wet Chemistry by Method 9045D (S-1.10)	WG2651834	1	12/05/25 07:50	12/05/25 08:19	AVB	Mt. Juliet, TN
Wet Chemistry by Method 9050AMod (S-1.20)	WG2651808	1	12/05/25 19:24	12/05/25 19:45	KRB	Mt. Juliet, TN
Metals (ICP) by Method 6010D (S-7.10)	WG2650843	1	12/03/25 14:36	12/04/25 14:19	RLS	Mt. Juliet, TN
Metals (ICPMS) by Method 6020B	WG2648548	1.04	11/27/25 07:44	12/16/25 11:48	JPD	Mt. Juliet, TN
Volatile Organic Compounds (GC) by Method 8015D	WG2649475	25	11/26/25 13:24	11/30/25 15:00	JAH	Mt. Juliet, TN
Volatile Organic Compounds (GC/MS) by Method 8260D	WG2649050	1	11/26/25 13:24	11/29/25 00:59	ADM	Mt. Juliet, TN

# SAMPLE SUMMARY

SP-CS02@4 L1922457-07

Collected by: Dylan Shelton  
 Collected date/time: 11/24/25 16:20  
 Received date/time: 11/26/25 08:00

Method	Batch	Dilution	Preparation date/time	Analysis date/time	Analyst	Location
Semi-Volatile Organic Compounds (GC) by Method 8015M	WG2649417	1	12/02/25 06:11	12/02/25 19:03	DMD	Mt. Juliet, TN
Semi Volatile Organic Compounds (GC/MS) by Method 8270E-SIM	WG2649419	1	12/02/25 06:26	12/02/25 22:51	CMF	Mt. Juliet, TN

- 1 Cp
- 2 Tc
- 3 Ss
- 4 Cn
- 5 Sr
- 6 Qc
- 7 Gl
- 8 Al
- 9 Sc

# CASE NARRATIVE

Unless qualified or notated within the narrative below, all sample aliquots were received at the correct temperature, in the proper containers, with the appropriate preservatives, and within method specified holding times. Where applicable, all MDL (LOD) and RDL (LOQ) values reported for environmental samples have been corrected for the dilution factor used in the analysis. All Method and Batch Quality Control are within established criteria except where addressed in this case narrative, a non-conformance form or properly qualified within the sample results. By my digital signature below, I affirm to the best of my knowledge, all problems/anomalies observed by the laboratory as having the potential to affect the quality of the data have been identified by the laboratory, and no information or data have been knowingly withheld that would affect the quality of the data.



Mandi Edwards  
Project Manager

## Report Revision History

---

Level II Report - Version 1: 12/17/25 10:10  
Level II Report - Version 2: 12/17/25 13:41  
Level IV Report - Version 3: 01/23/26 11:42  
Level II Report - Version 4: 01/23/26 14:38  
Level IV Report - Version 5: 01/23/26 15:14

## Project Comments

---

Revised to match Site ID to EDD upload. MLE 12/17/2025  
Regenerated 1/23/26 for MDL/RDL reporting and level IV data package for MDL study - CMW  
Revised to report to the MDL for EDD upload - Tony Gibson 3/3/2026

## Wet Chemistry by Method 7199

---

RPD value not applicable for sample concentrations less than 5 times the reporting limit.

Batch	Lab Sample ID	Analytes
WG2647824	(DUP) R4309332-3	Hexavalent Chromium

The sample matrix interfered with the ability to make any accurate determination; spike value is low.

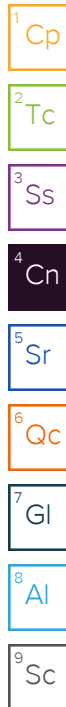
Batch	Lab Sample ID	Analytes
WG2647824	(MS) R4309332-5, (MSD) R4309332-6	Hexavalent Chromium

## Metals (ICPMS) by Method 6020B

---

The analyte failed the method required serial dilution test and/or subsequent post-spike criteria. These failures indicate matrix interference.

Batch	Lab Sample ID	Analytes
WG2648548	L1922457-02	Zinc



# CASE NARRATIVE

## Semi-Volatile Organic Compounds (GC) by Method 8015M

---

The same analyte is found in the associated blank.

Batch	Analyte	Lab Sample ID
WG2649417	C28-C36 Motor Oil Range	L1922457-04, 06, 07

## Semi Volatile Organic Compounds (GC/MS) by Method 8270E-SIM

---

The sample concentration is too high to evaluate accurate spike recoveries.

Batch	Lab Sample ID	Analytes
WG2649419	(MS) R4309804-1, (MSD) R4309804-2, L1922457-02	1-Methylnaphthalene and 2-Methylnaphthalene

The sample matrix interfered with the ability to make any accurate determination; spike value is high.

Batch	Lab Sample ID	Analytes
WG2649419	(MS) R4309804-1, L1922457-02	Chrysene

The sample matrix interfered with the ability to make any accurate determination; spike value is low.

Batch	Lab Sample ID	Analytes
WG2649419	(MSD) R4309804-2, L1922457-02	Fluorene

The associated batch QC was outside the established quality control range for precision.

Batch	Lab Sample ID	Analytes
WG2649419	(MSD) R4309804-2, L1922457-02	1-Methylnaphthalene, 2-Methylnaphthalene, Acenaphthene, Chrysene, Fluorene and Naphthalene

1 Cp

2 Tc

3 Ss

4 Cn

5 Sr

6 Qc

7 Gl

8 Al

9 Sc

Calculated Results

Analyte	Result	Qualifier	Dilution	Analysis date / time	Batch
Sodium Adsorption Ratio	3.54		1	12/05/2025 22:57	WG2652502

Total Solids by Method 2540 G-2011

Analyte	Result	Qualifier	Dilution	Analysis date / time	Batch
Total Solids	86.8		1	12/02/2025 07:59	<a href="#">WG2649213</a>

Wet Chemistry by Method 7199

Analyte	Result (dry)	Qualifier	MDL (dry)	RDL (dry)	Dilution	Analysis date / time	Batch
Hexavalent Chromium	3.46		0.230	0.230	1	12/03/2025 22:45	<a href="#">WG2649455</a>

Wet Chemistry by Method 9045D (S-1.10)

Analyte	Result	Qualifier	Dilution	Analysis date / time	Batch
pH	12.6		1	12/06/2025 10:31	<a href="#">WG2653382</a>

Sample Narrative:

L1922457-01 WG2653382: 12.61 at 24.8C

Wet Chemistry by Method 9050AMod (S-1.20)

Analyte	Result	Units	Qualifier	RDL	Dilution	Analysis date / time	Batch
Specific Conductance	16900	umhos/cm		10.0	1	12/07/2025 00:55	<a href="#">WG2653611</a>

Sample Narrative:

L1922457-01 WG2653611: at 25C

Metals (ICP) by Method 6010D (S-7.10)

Analyte	Result	Qualifier	MDL	RDL	Dilution	Analysis date / time	Batch
Hot Water Sol. Boron	ND		0.0199	0.100	1	12/05/2025 17:08	<a href="#">WG2652506</a>

Metals (ICPMS) by Method 6020B

Analyte	Result (dry)	Qualifier	MDL (dry)	RDL (dry)	Dilution	Analysis date / time	Batch
Arsenic	3.02		0.115	0.115	1	12/16/2025 11:32	<a href="#">WG2648548</a>
Barium	181		11.5	11.5	1	12/16/2025 11:32	<a href="#">WG2648548</a>
Cadmium	0.167		0.115	0.115	1	12/16/2025 11:32	<a href="#">WG2648548</a>
Copper	ND		11.5	11.5	1	12/16/2025 11:32	<a href="#">WG2648548</a>
Lead	ND		11.5	11.5	1	12/16/2025 11:32	<a href="#">WG2648548</a>
Nickel	ND		11.5	11.5	1	12/16/2025 11:32	<a href="#">WG2648548</a>
Selenium	0.263		0.115	0.115	1	12/16/2025 11:32	<a href="#">WG2648548</a>
Silver	ND		0.576	0.576	1	12/16/2025 11:32	<a href="#">WG2648548</a>
Zinc	ND		57.6	57.6	1	12/16/2025 11:32	<a href="#">WG2648548</a>

Volatile Organic Compounds (GC) by Method 8015D

Analyte	Result (dry)	Qualifier	MDL (dry)	RDL (dry)	Dilution	Analysis date / time	Batch
TPH (GC/FID) Low Fraction	4.92		2.61	3.26	25	12/02/2025 06:47	<a href="#">WG2649973</a>
(S) a,a,a-Trifluorotoluene(FID)	101			77.0-120		12/02/2025 06:47	<a href="#">WG2649973</a>

1 Cp

2 Tc

3 Ss

4 Cn

5 Sr

6 Qc

7 Gl

8 Al

9 Sc

Volatile Organic Compounds (GC/MS) by Method 8260D

Analyte	Result (dry) mg/kg	Qualifier	MDL (dry) mg/kg	RDL (dry) mg/kg	Dilution	Analysis date / time	Batch
Benzene	0.00278		0.000927	0.00130	1	12/01/2025 17:12	<a href="#">WG2649696</a>
Ethylbenzene	0.0201		0.00129	0.0130	1	12/01/2025 17:12	<a href="#">WG2649696</a>
Toluene	0.0349		0.00377	0.0130	1	12/01/2025 17:12	<a href="#">WG2649696</a>
1,2,4-Trimethylbenzene	0.0333		0.00310	0.00652	1	12/01/2025 17:12	<a href="#">WG2649696</a>
1,3,5-Trimethylbenzene	0.00832		0.00297	0.00652	1	12/01/2025 17:12	<a href="#">WG2649696</a>
Xylenes, Total	0.0979	J	0.00365	0.130	1	12/01/2025 17:12	<a href="#">WG2649696</a>
(S) Toluene-d8	101			75.0-131		12/01/2025 17:12	<a href="#">WG2649696</a>
(S) 4-Bromofluorobenzene	103			67.0-138		12/01/2025 17:12	<a href="#">WG2649696</a>
(S) 1,2-Dichloroethane-d4	92.3			70.0-130		12/01/2025 17:12	<a href="#">WG2649696</a>

- 1 Cp
- 2 Tc
- 3 Ss
- 4 Cn
- 5 Sr
- 6 Qc
- 7 Gl
- 8 Al
- 9 Sc

Semi-Volatile Organic Compounds (GC) by Method 8015M

Analyte	Result (dry) mg/kg	Qualifier	MDL (dry) mg/kg	RDL (dry) mg/kg	Dilution	Analysis date / time	Batch
C10-C28 Diesel Range	22.0		1.85	4.61	1	12/02/2025 17:10	<a href="#">WG2649417</a>
C28-C36 Motor Oil Range	32.6		0.316	4.61	1	12/02/2025 17:10	<a href="#">WG2649417</a>
(S) o-Terphenyl	32.9			18.0-148		12/02/2025 17:10	<a href="#">WG2649417</a>

Semi Volatile Organic Compounds (GC/MS) by Method 8270E-SIM

Analyte	Result (dry) mg/kg	Qualifier	MDL (dry) mg/kg	RDL (dry) mg/kg	Dilution	Analysis date / time	Batch
Acenaphthene	ND		0.0380	0.0380	1	12/02/2025 20:14	<a href="#">WG2649419</a>
Anthracene	ND		0.0380	0.0380	1	12/02/2025 20:14	<a href="#">WG2649419</a>
Benzo(a)anthracene	ND		0.00691	0.00691	1	12/02/2025 20:14	<a href="#">WG2649419</a>
Benzo(b)fluoranthene	ND		0.0380	0.0380	1	12/02/2025 20:14	<a href="#">WG2649419</a>
Benzo(k)fluoranthene	ND		0.0380	0.0380	1	12/02/2025 20:14	<a href="#">WG2649419</a>
Benzo(a)pyrene	ND		0.0380	0.0380	1	12/02/2025 20:14	<a href="#">WG2649419</a>
Chrysene	ND		0.0380	0.0380	1	12/02/2025 20:14	<a href="#">WG2649419</a>
Dibenz(a,h)anthracene	ND		0.0380	0.0380	1	12/02/2025 20:14	<a href="#">WG2649419</a>
Fluoranthene	ND		0.0380	0.0380	1	12/02/2025 20:14	<a href="#">WG2649419</a>
Fluorene	ND		0.0380	0.0380	1	12/02/2025 20:14	<a href="#">WG2649419</a>
Indeno(1,2,3-cd)pyrene	ND		0.0380	0.0380	1	12/02/2025 20:14	<a href="#">WG2649419</a>
1-Methylnaphthalene	0.0212		0.00346	0.00346	1	12/02/2025 20:14	<a href="#">WG2649419</a>
2-Methylnaphthalene	0.0227		0.0138	0.0138	1	12/02/2025 20:14	<a href="#">WG2649419</a>
Naphthalene	0.00637		0.00346	0.00346	1	12/02/2025 20:14	<a href="#">WG2649419</a>
Pyrene	ND		0.0380	0.0380	1	12/02/2025 20:14	<a href="#">WG2649419</a>
(S) p-Terphenyl-d14	69.6			23.0-120		12/02/2025 20:14	<a href="#">WG2649419</a>
(S) 2-Fluorobiphenyl	75.4			34.0-125		12/02/2025 20:14	<a href="#">WG2649419</a>
(S) 2-Methylnaphthalene-d10	80.8			50.0-150		12/02/2025 20:14	<a href="#">WG2649419</a>

Calculated Results

Analyte	Result	Qualifier	Dilution	Analysis date / time	Batch
Sodium Adsorption Ratio	2.72		1	12/04/2025 01:25	WG2650838

Total Solids by Method 2540 G-2011

Analyte	Result %	Qualifier	Dilution	Analysis date / time	Batch
Total Solids	90.4		1	12/02/2025 07:59	<a href="#">WG2649213</a>

Wet Chemistry by Method 7199

Analyte	Result (dry) mg/kg	Qualifier	MDL (dry) mg/kg	RDL (dry) mg/kg	Dilution	Analysis date / time	Batch
Hexavalent Chromium	ND		0.221	0.221	1	12/03/2025 23:40	<a href="#">WG2649455</a>

Wet Chemistry by Method 9045D (S-1.10)

Analyte	Result su	Qualifier	Dilution	Analysis date / time	Batch
pH	8.87		1	12/04/2025 12:20	<a href="#">WG2651827</a>

Sample Narrative:

L1922457-02 WG2651827: 8.87 at 19.2C

Wet Chemistry by Method 9050AMod (S-1.20)

Analyte	Result	Units	Qualifier	RDL	Dilution	Analysis date / time	Batch
Specific Conductance	269	umhos/cm		10.0	1	12/05/2025 05:04	<a href="#">WG2651801</a>

Sample Narrative:

L1922457-02 WG2651801: at 25C

Metals (ICP) by Method 6010D (S-7.10)

Analyte	Result mg/l	Qualifier	MDL mg/l	RDL mg/l	Dilution	Analysis date / time	Batch
Hot Water Sol. Boron	0.0434	J	0.0199	0.100	1	12/04/2025 14:00	<a href="#">WG2650843</a>

Metals (ICPMS) by Method 6020B

Analyte	Result (dry) mg/kg	Qualifier	MDL (dry) mg/kg	RDL (dry) mg/kg	Dilution	Analysis date / time	Batch
Arsenic	2.62		0.111	0.111	1	12/16/2025 10:54	<a href="#">WG2648548</a>
Barium	59.6		11.1	11.1	1	12/16/2025 10:54	<a href="#">WG2648548</a>
Cadmium	ND		0.111	0.111	1	12/16/2025 10:54	<a href="#">WG2648548</a>
Copper	ND		11.1	11.1	1	12/16/2025 10:54	<a href="#">WG2648548</a>
Lead	ND		11.1	11.1	1	12/16/2025 10:54	<a href="#">WG2648548</a>
Nickel	ND		11.1	11.1	1	12/16/2025 10:54	<a href="#">WG2648548</a>
Selenium	0.265		0.111	0.111	1	12/16/2025 10:54	<a href="#">WG2648548</a>
Silver	ND		0.553	0.553	1	12/16/2025 10:54	<a href="#">WG2648548</a>
Zinc	ND	O1	55.3	55.3	1	12/16/2025 10:54	<a href="#">WG2648548</a>

Volatile Organic Compounds (GC) by Method 8015D

Analyte	Result (dry) mg/kg	Qualifier	MDL (dry) mg/kg	RDL (dry) mg/kg	Dilution	Analysis date / time	Batch
TPH (GC/FID) Low Fraction	47.2		9.71	12.1	100	12/02/2025 07:55	<a href="#">WG2649973</a>
(S) a,a,a-Trifluorotoluene(FID)	101			77.0-120		12/02/2025 07:55	<a href="#">WG2649973</a>

1 Cp

2 Tc

3 Ss

4 Cn

5 Sr

6 Qc

7 Gl

8 Al

9 Sc

Volatile Organic Compounds (GC/MS) by Method 8260D

Analyte	Result (dry) mg/kg	Qualifier	MDL (dry) mg/kg	RDL (dry) mg/kg	Dilution	Analysis date / time	Batch
Benzene	ND		0.000863	0.00121	1	12/01/2025 17:32	<a href="#">WG2649696</a>
Ethylbenzene	0.0396		0.00120	0.0121	1	12/01/2025 17:32	<a href="#">WG2649696</a>
Toluene	0.00477	<u>J</u>	0.00351	0.0121	1	12/01/2025 17:32	<a href="#">WG2649696</a>
1,2,4-Trimethylbenzene	0.0305		0.00289	0.00607	1	12/01/2025 17:32	<a href="#">WG2649696</a>
1,3,5-Trimethylbenzene	0.271		0.00277	0.00607	1	12/01/2025 17:32	<a href="#">WG2649696</a>
Xylenes, Total	0.341		0.00340	0.121	1	12/01/2025 17:32	<a href="#">WG2649696</a>
(S) Toluene-d8	104			75.0-131		12/01/2025 17:32	<a href="#">WG2649696</a>
(S) 4-Bromofluorobenzene	134			67.0-138		12/01/2025 17:32	<a href="#">WG2649696</a>
(S) 1,2-Dichloroethane-d4	93.6			70.0-130		12/01/2025 17:32	<a href="#">WG2649696</a>

Semi-Volatile Organic Compounds (GC) by Method 8015M

Analyte	Result (dry) mg/kg	Qualifier	MDL (dry) mg/kg	RDL (dry) mg/kg	Dilution	Analysis date / time	Batch
C10-C28 Diesel Range	481		8.91	22.1	5	12/02/2025 20:42	<a href="#">WG2649417</a>
C28-C36 Motor Oil Range	452		1.52	22.1	5	12/02/2025 20:42	<a href="#">WG2649417</a>
(S) o-Terphenyl	53.8			18.0-148		12/02/2025 20:42	<a href="#">WG2649417</a>

Semi Volatile Organic Compounds (GC/MS) by Method 8270E-SIM

Analyte	Result (dry) mg/kg	Qualifier	MDL (dry) mg/kg	RDL (dry) mg/kg	Dilution	Analysis date / time	Batch
Acenaphthene	0.0516	<u>J3</u>	0.0365	0.0365	1	12/04/2025 01:57	<a href="#">WG2649419</a>
Anthracene	ND		0.0365	0.0365	1	12/04/2025 01:57	<a href="#">WG2649419</a>
Benzo(a)anthracene	ND		0.00664	0.00664	1	12/04/2025 01:57	<a href="#">WG2649419</a>
Benzo(b)fluoranthene	ND		0.0365	0.0365	1	12/04/2025 01:57	<a href="#">WG2649419</a>
Benzo(k)fluoranthene	ND		0.0365	0.0365	1	12/04/2025 01:57	<a href="#">WG2649419</a>
Benzo(a)pyrene	ND		0.0365	0.0365	1	12/04/2025 01:57	<a href="#">WG2649419</a>
Chrysene	ND	<u>J3 J5</u>	0.0365	0.0365	1	12/04/2025 01:57	<a href="#">WG2649419</a>
Dibenz(a,h)anthracene	ND		0.0365	0.0365	1	12/04/2025 01:57	<a href="#">WG2649419</a>
Fluoranthene	ND		0.0365	0.0365	1	12/04/2025 01:57	<a href="#">WG2649419</a>
Fluorene	0.215	<u>J3 J6</u>	0.0365	0.0365	1	12/04/2025 01:57	<a href="#">WG2649419</a>
Indeno(1,2,3-cd)pyrene	ND		0.0365	0.0365	1	12/04/2025 01:57	<a href="#">WG2649419</a>
1-Methylnaphthalene	1.08	<u>J3 V</u>	0.00332	0.00332	1	12/04/2025 01:57	<a href="#">WG2649419</a>
2-Methylnaphthalene	0.392	<u>J3 V</u>	0.0133	0.0133	1	12/04/2025 01:57	<a href="#">WG2649419</a>
Naphthalene	0.0767	<u>J3</u>	0.00332	0.00332	1	12/04/2025 01:57	<a href="#">WG2649419</a>
Pyrene	ND		0.0365	0.0365	1	12/04/2025 01:57	<a href="#">WG2649419</a>
(S) p-Terphenyl-d14	78.1			23.0-120		12/04/2025 01:57	<a href="#">WG2649419</a>
(S) 2-Fluorobiphenyl	83.7			34.0-125		12/04/2025 01:57	<a href="#">WG2649419</a>
(S) 2-Methylnaphthalene-d10	108			50.0-150		12/04/2025 01:57	<a href="#">WG2649419</a>

1 Cp

2 Tc

3 Ss

4 Cn

5 Sr

6 Qc

7 Gl

8 Al

9 Sc

Calculated Results

Analyte	Result	Qualifier	Dilution	Analysis date / time	Batch
Sodium Adsorption Ratio	0.311		1	12/04/2025 01:28	WG2650838

Total Solids by Method 2540 G-2011

Analyte	Result	Qualifier	Dilution	Analysis date / time	Batch
Total Solids	95.6		1	12/02/2025 08:29	<a href="#">WG2649691</a>

Wet Chemistry by Method 7199

Analyte	Result (dry)	Qualifier	MDL (dry)	RDL (dry)	Dilution	Analysis date / time	Batch
Hexavalent Chromium	mg/kg		mg/kg	mg/kg	1	12/03/2025 09:23	<a href="#">WG2647824</a>
	ND		0.209	0.209			

Wet Chemistry by Method 9045D (S-1.10)

Analyte	Result	Qualifier	Dilution	Analysis date / time	Batch
pH	su		1	12/04/2025 12:20	<a href="#">WG2651827</a>
	8.37				

Sample Narrative:

L1922457-03 WG2651827: 8.37 at 18.9C

Wet Chemistry by Method 9050AMod (S-1.20)

Analyte	Result	Units	Qualifier	RDL	Dilution	Analysis date / time	Batch
Specific Conductance	222	umhos/cm		10.0	1	12/05/2025 05:04	<a href="#">WG2651801</a>

Sample Narrative:

L1922457-03 WG2651801: at 25C

Metals (ICP) by Method 6010D (S-7.10)

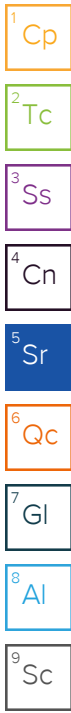
Analyte	Result	Qualifier	MDL	RDL	Dilution	Analysis date / time	Batch
Hot Water Sol. Boron	mg/l		mg/l	mg/l	1	12/04/2025 14:03	<a href="#">WG2650843</a>
	ND		0.0199	0.100			

Metals (ICPMS) by Method 6020B

Analyte	Result (dry)	Qualifier	MDL (dry)	RDL (dry)	Dilution	Analysis date / time	Batch
Arsenic	mg/kg		mg/kg	mg/kg	1	12/16/2025 11:35	<a href="#">WG2648548</a>
Barium	2.04		0.105	0.105			
Cadmium	89.7		10.5	10.5	1	12/16/2025 11:35	<a href="#">WG2648548</a>
Copper	ND		0.105	0.105	1	12/16/2025 11:35	<a href="#">WG2648548</a>
Lead	ND		10.5	10.5	1	12/16/2025 11:35	<a href="#">WG2648548</a>
Nickel	ND		10.5	10.5	1	12/16/2025 11:35	<a href="#">WG2648548</a>
Selenium	0.180		0.105	0.105	1	12/16/2025 11:35	<a href="#">WG2648548</a>
Silver	ND		0.523	0.523	1	12/16/2025 11:35	<a href="#">WG2648548</a>
Zinc	ND		52.3	52.3	1	12/16/2025 11:35	<a href="#">WG2648548</a>

Volatile Organic Compounds (GC) by Method 8015D

Analyte	Result (dry)	Qualifier	MDL (dry)	RDL (dry)	Dilution	Analysis date / time	Batch
TPH (GC/FID) Low Fraction	mg/kg		mg/kg	mg/kg	25	12/02/2025 16:37	<a href="#">WG2650611</a>
(S)	2.42	J	2.19	2.73			
a,a,a-Trifluorotoluene(FID)	102			62.0-128		12/02/2025 16:37	<a href="#">WG2650611</a>



Volatile Organic Compounds (GC/MS) by Method 8260D

Analyte	Result (dry) mg/kg	Qualifier	MDL (dry) mg/kg	RDL (dry) mg/kg	Dilution	Analysis date / time	Batch
Benzene	ND		0.000777	0.00109	1	12/01/2025 17:51	<a href="#">WG2649696</a>
Ethylbenzene	0.00117	J	0.00108	0.0109	1	12/01/2025 17:51	<a href="#">WG2649696</a>
Toluene	ND		0.00316	0.0109	1	12/01/2025 17:51	<a href="#">WG2649696</a>
1,2,4-Trimethylbenzene	0.0663		0.00260	0.00546	1	12/01/2025 17:51	<a href="#">WG2649696</a>
1,3,5-Trimethylbenzene	0.0146		0.00249	0.00546	1	12/01/2025 17:51	<a href="#">WG2649696</a>
Xylenes, Total	0.0238	J	0.00306	0.109	1	12/01/2025 17:51	<a href="#">WG2649696</a>
(S) Toluene-d8	99.9			75.0-131		12/01/2025 17:51	<a href="#">WG2649696</a>
(S) 4-Bromofluorobenzene	105			67.0-138		12/01/2025 17:51	<a href="#">WG2649696</a>
(S) 1,2-Dichloroethane-d4	92.3			70.0-130		12/01/2025 17:51	<a href="#">WG2649696</a>

- 1 Cp
- 2 Tc
- 3 Ss
- 4 Cn
- 5 Sr
- 6 Qc
- 7 Gl
- 8 Al
- 9 Sc

Semi-Volatile Organic Compounds (GC) by Method 8015M

Analyte	Result (dry) mg/kg	Qualifier	MDL (dry) mg/kg	RDL (dry) mg/kg	Dilution	Analysis date / time	Batch
C10-C28 Diesel Range	110		1.68	4.19	1	12/02/2025 19:59	<a href="#">WG2649417</a>
C28-C36 Motor Oil Range	184		1.43	20.9	5	12/03/2025 05:23	<a href="#">WG2649417</a>
(S) o-Terphenyl	32.2			18.0-148		12/02/2025 19:59	<a href="#">WG2649417</a>
(S) o-Terphenyl	51.7			18.0-148		12/03/2025 05:23	<a href="#">WG2649417</a>

Semi Volatile Organic Compounds (GC/MS) by Method 8270E-SIM

Analyte	Result (dry) mg/kg	Qualifier	MDL (dry) mg/kg	RDL (dry) mg/kg	Dilution	Analysis date / time	Batch
Acenaphthene	ND		0.0345	0.0345	1	12/02/2025 21:32	<a href="#">WG2649419</a>
Anthracene	ND		0.0345	0.0345	1	12/02/2025 21:32	<a href="#">WG2649419</a>
Benzo(a)anthracene	ND		0.00628	0.00628	1	12/02/2025 21:32	<a href="#">WG2649419</a>
Benzo(b)fluoranthene	ND		0.0345	0.0345	1	12/02/2025 21:32	<a href="#">WG2649419</a>
Benzo(k)fluoranthene	ND		0.0345	0.0345	1	12/02/2025 21:32	<a href="#">WG2649419</a>
Benzo(a)pyrene	ND		0.0345	0.0345	1	12/02/2025 21:32	<a href="#">WG2649419</a>
Chrysene	ND		0.0345	0.0345	1	12/02/2025 21:32	<a href="#">WG2649419</a>
Dibenz(a,h)anthracene	ND		0.0345	0.0345	1	12/02/2025 21:32	<a href="#">WG2649419</a>
Fluoranthene	ND		0.0345	0.0345	1	12/02/2025 21:32	<a href="#">WG2649419</a>
Fluorene	ND		0.0345	0.0345	1	12/02/2025 21:32	<a href="#">WG2649419</a>
Indeno(1,2,3-cd)pyrene	ND		0.0345	0.0345	1	12/02/2025 21:32	<a href="#">WG2649419</a>
1-Methylnaphthalene	0.0491		0.00314	0.00314	1	12/02/2025 21:32	<a href="#">WG2649419</a>
2-Methylnaphthalene	0.0525		0.0126	0.0126	1	12/02/2025 21:32	<a href="#">WG2649419</a>
Naphthalene	0.0419		0.00314	0.00314	1	12/02/2025 21:32	<a href="#">WG2649419</a>
Pyrene	ND		0.0345	0.0345	1	12/02/2025 21:32	<a href="#">WG2649419</a>
(S) p-Terphenyl-d14	68.5			23.0-120		12/02/2025 21:32	<a href="#">WG2649419</a>
(S) 2-Fluorobiphenyl	73.1			34.0-125		12/02/2025 21:32	<a href="#">WG2649419</a>
(S) 2-Methylnaphthalene-d10	80.8			50.0-150		12/02/2025 21:32	<a href="#">WG2649419</a>

Calculated Results

Analyte	Result	Qualifier	Dilution	Analysis date / time	Batch
Sodium Adsorption Ratio	0.138		1	12/04/2025 01:30	WG2650838

Total Solids by Method 2540 G-2011

Analyte	Result %	Qualifier	Dilution	Analysis date / time	Batch
Total Solids	94.4		1	12/02/2025 08:29	<a href="#">WG2649691</a>

Wet Chemistry by Method 7199

Analyte	Result (dry) mg/kg	Qualifier	MDL (dry) mg/kg	RDL (dry) mg/kg	Dilution	Analysis date / time	Batch
Hexavalent Chromium	ND		0.212	0.212	1	12/03/2025 09:36	<a href="#">WG2647824</a>

Wet Chemistry by Method 9045D (S-1.10)

Analyte	Result su	Qualifier	Dilution	Analysis date / time	Batch
pH	7.25		1	12/04/2025 12:20	<a href="#">WG2651827</a>

Sample Narrative:

L1922457-04 WG2651827: 7.25 at 19C

Wet Chemistry by Method 9050AMod (S-1.20)

Analyte	Result	Units	Qualifier	RDL	Dilution	Analysis date / time	Batch
Specific Conductance	82.8	umhos/cm		10.0	1	12/05/2025 05:04	<a href="#">WG2651801</a>

Sample Narrative:

L1922457-04 WG2651801: at 25C

Metals (ICP) by Method 6010D (S-7.10)

Analyte	Result mg/l	Qualifier	MDL mg/l	RDL mg/l	Dilution	Analysis date / time	Batch
Hot Water Sol. Boron	ND		0.0199	0.100	1	12/04/2025 14:05	<a href="#">WG2650843</a>

Metals (ICPMS) by Method 6020B

Analyte	Result (dry) mg/kg	Qualifier	MDL (dry) mg/kg	RDL (dry) mg/kg	Dilution	Analysis date / time	Batch
Arsenic	2.81		0.106	0.106	1	12/16/2025 11:38	<a href="#">WG2648548</a>
Barium	62.0		10.6	10.6	1	12/16/2025 11:38	<a href="#">WG2648548</a>
Cadmium	ND		0.106	0.106	1	12/16/2025 11:38	<a href="#">WG2648548</a>
Copper	ND		10.6	10.6	1	12/16/2025 11:38	<a href="#">WG2648548</a>
Lead	ND		10.6	10.6	1	12/16/2025 11:38	<a href="#">WG2648548</a>
Nickel	ND		10.6	10.6	1	12/16/2025 11:38	<a href="#">WG2648548</a>
Selenium	0.210		0.106	0.106	1	12/16/2025 11:38	<a href="#">WG2648548</a>
Silver	ND		0.530	0.530	1	12/16/2025 11:38	<a href="#">WG2648548</a>
Zinc	ND		53.0	53.0	1	12/16/2025 11:38	<a href="#">WG2648548</a>

Volatile Organic Compounds (GC) by Method 8015D

Analyte	Result (dry) mg/kg	Qualifier	MDL (dry) mg/kg	RDL (dry) mg/kg	Dilution	Analysis date / time	Batch
TPH (GC/FID) Low Fraction	ND		2.24	2.80	25	11/30/2025 14:15	<a href="#">WG2649475</a>
(S) a,a,a-Trifluorotoluene(FID)	102			77.0-120		11/30/2025 14:15	<a href="#">WG2649475</a>

1 Cp

2 Tc

3 Ss

4 Cn

5 Sr

6 Qc

7 Gl

8 Al

9 Sc

Volatile Organic Compounds (GC/MS) by Method 8260D

Analyte	Result (dry) mg/kg	Qualifier	MDL (dry) mg/kg	RDL (dry) mg/kg	Dilution	Analysis date / time	Batch
Benzene	ND		0.000795	0.00112	1	11/29/2025 00:20	<a href="#">WG2649050</a>
Ethylbenzene	ND		0.00110	0.0112	1	11/29/2025 00:20	<a href="#">WG2649050</a>
Toluene	ND		0.00323	0.0112	1	11/29/2025 00:20	<a href="#">WG2649050</a>
1,2,4-Trimethylbenzene	ND		0.00266	0.00559	1	11/29/2025 00:20	<a href="#">WG2649050</a>
1,3,5-Trimethylbenzene	ND		0.00255	0.00559	1	11/29/2025 00:20	<a href="#">WG2649050</a>
Xylenes, Total	ND		0.00313	0.112	1	11/29/2025 00:20	<a href="#">WG2649050</a>
(S) Toluene-d8	96.1			75.0-131		11/29/2025 00:20	<a href="#">WG2649050</a>
(S) 4-Bromofluorobenzene	101			67.0-138		11/29/2025 00:20	<a href="#">WG2649050</a>
(S) 1,2-Dichloroethane-d4	96.6			70.0-130		11/29/2025 00:20	<a href="#">WG2649050</a>

1 Cp  
2 Tc  
3 Ss  
4 Cn  
5 Sr  
6 Qc  
7 Gl  
8 Al  
9 Sc

Semi-Volatile Organic Compounds (GC) by Method 8015M

Analyte	Result (dry) mg/kg	Qualifier	MDL (dry) mg/kg	RDL (dry) mg/kg	Dilution	Analysis date / time	Batch
C10-C28 Diesel Range	2.47	J	1.71	4.24	1	12/02/2025 15:45	<a href="#">WG2649417</a>
C28-C36 Motor Oil Range	8.58	B	0.290	4.24	1	12/02/2025 15:45	<a href="#">WG2649417</a>
(S) o-Terphenyl	59.3			18.0-148		12/02/2025 15:45	<a href="#">WG2649417</a>

Semi Volatile Organic Compounds (GC/MS) by Method 8270E-SIM

Analyte	Result (dry) mg/kg	Qualifier	MDL (dry) mg/kg	RDL (dry) mg/kg	Dilution	Analysis date / time	Batch
Acenaphthene	ND		0.0350	0.0350	1	12/02/2025 21:52	<a href="#">WG2649419</a>
Anthracene	ND		0.0350	0.0350	1	12/02/2025 21:52	<a href="#">WG2649419</a>
Benzo(a)anthracene	ND		0.00636	0.00636	1	12/02/2025 21:52	<a href="#">WG2649419</a>
Benzo(b)fluoranthene	ND		0.0350	0.0350	1	12/02/2025 21:52	<a href="#">WG2649419</a>
Benzo(k)fluoranthene	ND		0.0350	0.0350	1	12/02/2025 21:52	<a href="#">WG2649419</a>
Benzo(a)pyrene	ND		0.0350	0.0350	1	12/02/2025 21:52	<a href="#">WG2649419</a>
Chrysene	ND		0.0350	0.0350	1	12/02/2025 21:52	<a href="#">WG2649419</a>
Dibenz(a,h)anthracene	ND		0.0350	0.0350	1	12/02/2025 21:52	<a href="#">WG2649419</a>
Fluoranthene	ND		0.0350	0.0350	1	12/02/2025 21:52	<a href="#">WG2649419</a>
Fluorene	ND		0.0350	0.0350	1	12/02/2025 21:52	<a href="#">WG2649419</a>
Indeno(1,2,3-cd)pyrene	ND		0.0350	0.0350	1	12/02/2025 21:52	<a href="#">WG2649419</a>
1-Methylnaphthalene	ND		0.00318	0.00318	1	12/02/2025 21:52	<a href="#">WG2649419</a>
2-Methylnaphthalene	ND		0.0127	0.0127	1	12/02/2025 21:52	<a href="#">WG2649419</a>
Naphthalene	ND		0.00318	0.00318	1	12/02/2025 21:52	<a href="#">WG2649419</a>
Pyrene	ND		0.0350	0.0350	1	12/02/2025 21:52	<a href="#">WG2649419</a>
(S) p-Terphenyl-d14	66.3			23.0-120		12/02/2025 21:52	<a href="#">WG2649419</a>
(S) 2-Fluorobiphenyl	72.3			34.0-125		12/02/2025 21:52	<a href="#">WG2649419</a>
(S) 2-Methylnaphthalene-d10	78.5			50.0-150		12/02/2025 21:52	<a href="#">WG2649419</a>

Calculated Results

Analyte	Result	Qualifier	Dilution	Analysis date / time	Batch
Sodium Adsorption Ratio	0.252		1	12/04/2025 01:33	WG2650838

Total Solids by Method 2540 G-2011

Analyte	Result	Qualifier	Dilution	Analysis date / time	Batch
Total Solids	97.0		1	12/02/2025 08:29	<a href="#">WG2649691</a>

Wet Chemistry by Method 7199

Analyte	Result (dry)	Qualifier	MDL (dry)	RDL (dry)	Dilution	Analysis date / time	Batch
Hexavalent Chromium	mg/kg		mg/kg	mg/kg	1	12/03/2025 09:49	<a href="#">WG2647824</a>
	ND		0.206	0.206			

Wet Chemistry by Method 9045D (S-1.10)

Analyte	Result	Qualifier	Dilution	Analysis date / time	Batch
pH	su		1	12/04/2025 12:20	<a href="#">WG2651827</a>
	8.07				

Sample Narrative:

L1922457-05 WG2651827: 8.07 at 19C

Wet Chemistry by Method 9050AMod (S-1.20)

Analyte	Result	Units	Qualifier	RDL	Dilution	Analysis date / time	Batch
Specific Conductance	217	umhos/cm		10.0	1	12/05/2025 05:04	<a href="#">WG2651801</a>

Sample Narrative:

L1922457-05 WG2651801: at 25C

Metals (ICP) by Method 6010D (S-7.10)

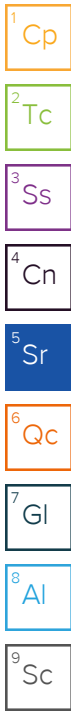
Analyte	Result	Qualifier	MDL	RDL	Dilution	Analysis date / time	Batch
Hot Water Sol. Boron	mg/l		mg/l	mg/l	1	12/04/2025 14:08	<a href="#">WG2650843</a>
	ND		0.0199	0.100			

Metals (ICPMS) by Method 6020B

Analyte	Result (dry)	Qualifier	MDL (dry)	RDL (dry)	Dilution	Analysis date / time	Batch
Arsenic	mg/kg		mg/kg	mg/kg	1	12/16/2025 11:41	<a href="#">WG2648548</a>
Barium	2.87		0.103	0.103			
Cadmium	mg/kg		mg/kg	mg/kg	1	12/16/2025 11:41	<a href="#">WG2648548</a>
Copper	55.2		10.3	10.3			
Lead	mg/kg		mg/kg	mg/kg	1	12/16/2025 11:41	<a href="#">WG2648548</a>
Nickel	ND		0.103	0.103			
Selenium	mg/kg		mg/kg	mg/kg	1	12/16/2025 11:41	<a href="#">WG2648548</a>
Silver	ND		10.3	10.3			
Zinc	mg/kg		mg/kg	mg/kg	1	12/16/2025 11:41	<a href="#">WG2648548</a>
	0.176		0.103	0.103			
	ND		0.515	0.515			
	ND		51.5	51.5			

Volatile Organic Compounds (GC) by Method 8015D

Analyte	Result (dry)	Qualifier	MDL (dry)	RDL (dry)	Dilution	Analysis date / time	Batch
TPH (GC/FID) Low Fraction	mg/kg		mg/kg	mg/kg	25	12/02/2025 17:00	<a href="#">WG2650611</a>
(S)	4.34		2.12	2.65			
a,a,a-Trifluorotoluene(FID)	101			62.0-128		12/02/2025 17:00	<a href="#">WG2650611</a>



Volatile Organic Compounds (GC/MS) by Method 8260D

Analyte	Result (dry) mg/kg	Qualifier	MDL (dry) mg/kg	RDL (dry) mg/kg	Dilution	Analysis date / time	Batch
Benzene	ND		0.00604	0.00849	8	12/01/2025 19:31	<a href="#">WG2649696</a>
Ethylbenzene	ND		0.00839	0.0849	8	12/01/2025 19:31	<a href="#">WG2649696</a>
Toluene	ND		0.0245	0.0849	8	12/01/2025 19:31	<a href="#">WG2649696</a>
1,2,4-Trimethylbenzene	0.0229	J	0.0202	0.0425	8	12/01/2025 19:31	<a href="#">WG2649696</a>
1,3,5-Trimethylbenzene	ND		0.0193	0.0425	8	12/01/2025 19:31	<a href="#">WG2649696</a>
Xylenes, Total	ND		0.0238	0.849	8	12/01/2025 19:31	<a href="#">WG2649696</a>
(S) Toluene-d8	98.7			75.0-131		12/01/2025 19:31	<a href="#">WG2649696</a>
(S) 4-Bromofluorobenzene	106			67.0-138		12/01/2025 19:31	<a href="#">WG2649696</a>
(S) 1,2-Dichloroethane-d4	102			70.0-130		12/01/2025 19:31	<a href="#">WG2649696</a>

1 Cp

2 Tc

3 Ss

4 Cn

5 Sr

Semi-Volatile Organic Compounds (GC) by Method 8015M

Analyte	Result (dry) mg/kg	Qualifier	MDL (dry) mg/kg	RDL (dry) mg/kg	Dilution	Analysis date / time	Batch
C10-C28 Diesel Range	159		1.66	4.12	1	12/02/2025 19:45	<a href="#">WG2649417</a>
C28-C36 Motor Oil Range	47.3		0.282	4.12	1	12/02/2025 19:45	<a href="#">WG2649417</a>
(S) o-Terphenyl	47.0			18.0-148		12/02/2025 19:45	<a href="#">WG2649417</a>

6 Qc

7 Gl

8 Al

Semi Volatile Organic Compounds (GC/MS) by Method 8270E-SIM

Analyte	Result (dry) mg/kg	Qualifier	MDL (dry) mg/kg	RDL (dry) mg/kg	Dilution	Analysis date / time	Batch
Acenaphthene	ND		0.0340	0.0340	1	12/02/2025 22:12	<a href="#">WG2649419</a>
Anthracene	ND		0.0340	0.0340	1	12/02/2025 22:12	<a href="#">WG2649419</a>
Benzo(a)anthracene	ND		0.00619	0.00619	1	12/02/2025 22:12	<a href="#">WG2649419</a>
Benzo(b)fluoranthene	ND		0.0340	0.0340	1	12/02/2025 22:12	<a href="#">WG2649419</a>
Benzo(k)fluoranthene	ND		0.0340	0.0340	1	12/02/2025 22:12	<a href="#">WG2649419</a>
Benzo(a)pyrene	ND		0.0340	0.0340	1	12/02/2025 22:12	<a href="#">WG2649419</a>
Chrysene	ND		0.0340	0.0340	1	12/02/2025 22:12	<a href="#">WG2649419</a>
Dibenz(a,h)anthracene	ND		0.0340	0.0340	1	12/02/2025 22:12	<a href="#">WG2649419</a>
Fluoranthene	ND		0.0340	0.0340	1	12/02/2025 22:12	<a href="#">WG2649419</a>
Fluorene	ND		0.0340	0.0340	1	12/02/2025 22:12	<a href="#">WG2649419</a>
Indeno(1,2,3-cd)pyrene	ND		0.0340	0.0340	1	12/02/2025 22:12	<a href="#">WG2649419</a>
1-Methylnaphthalene	0.0309		0.00309	0.00309	1	12/02/2025 22:12	<a href="#">WG2649419</a>
2-Methylnaphthalene	0.0749		0.0124	0.0124	1	12/02/2025 22:12	<a href="#">WG2649419</a>
Naphthalene	0.292		0.00309	0.00309	1	12/02/2025 22:12	<a href="#">WG2649419</a>
Pyrene	ND		0.0340	0.0340	1	12/02/2025 22:12	<a href="#">WG2649419</a>
(S) p-Terphenyl-d14	66.0			23.0-120		12/02/2025 22:12	<a href="#">WG2649419</a>
(S) 2-Fluorobiphenyl	66.8			34.0-125		12/02/2025 22:12	<a href="#">WG2649419</a>
(S) 2-Methylnaphthalene-d10	82.1			50.0-150		12/02/2025 22:12	<a href="#">WG2649419</a>

9 Sc

Calculated Results

Analyte	Result	Qualifier	Dilution	Analysis date / time	Batch
Sodium Adsorption Ratio	1.87		1	12/04/2025 01:35	WG2650838

Total Solids by Method 2540 G-2011

Analyte	Result	Qualifier	Dilution	Analysis date / time	Batch
Total Solids	89.9		1	12/02/2025 08:29	<a href="#">WG2649691</a>

Wet Chemistry by Method 7199

Analyte	Result (dry)	Qualifier	MDL (dry)	RDL (dry)	Dilution	Analysis date / time	Batch
Hexavalent Chromium	mg/kg		mg/kg	mg/kg	1	12/03/2025 10:02	<a href="#">WG2647824</a>
	ND		0.223	0.223			

Wet Chemistry by Method 9045D (S-1.10)

Analyte	Result	Qualifier	Dilution	Analysis date / time	Batch
pH	su		1	12/05/2025 08:19	<a href="#">WG2651834</a>
	8.40				

Sample Narrative:

L1922457-06 WG2651834: 8.4 at 19.9C

Wet Chemistry by Method 9050AMod (S-1.20)

Analyte	Result	Units	Qualifier	RDL	Dilution	Analysis date / time	Batch
Specific Conductance	874	umhos/cm		10.0	1	12/05/2025 19:45	<a href="#">WG2651808</a>

Sample Narrative:

L1922457-06 WG2651808: at 25C

Metals (ICP) by Method 6010D (S-7.10)

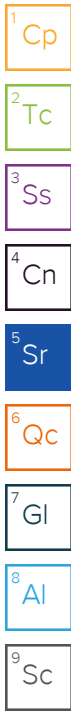
Analyte	Result	Qualifier	MDL	RDL	Dilution	Analysis date / time	Batch
Hot Water Sol. Boron	mg/l		mg/l	mg/l	1	12/04/2025 14:16	<a href="#">WG2650843</a>
	0.0493	J	0.0199	0.100			

Metals (ICPMS) by Method 6020B

Analyte	Result (dry)	Qualifier	MDL (dry)	RDL (dry)	Dilution	Analysis date / time	Batch
Arsenic	mg/kg		mg/kg	mg/kg	1	12/16/2025 11:44	<a href="#">WG2648548</a>
Barium	4.30		0.111	0.111	1	12/16/2025 11:44	<a href="#">WG2648548</a>
Cadmium	240		11.1	11.1	1	12/16/2025 11:44	<a href="#">WG2648548</a>
Copper	0.193		0.111	0.111	1	12/16/2025 11:44	<a href="#">WG2648548</a>
Lead	16.3		11.1	11.1	1	12/16/2025 11:44	<a href="#">WG2648548</a>
Nickel	12.8		11.1	11.1	1	12/16/2025 11:44	<a href="#">WG2648548</a>
Selenium	11.4		11.1	11.1	1	12/16/2025 11:44	<a href="#">WG2648548</a>
Silver	0.515		0.111	0.111	1	12/16/2025 11:44	<a href="#">WG2648548</a>
Zinc	ND		0.556	0.556	1	12/16/2025 11:44	<a href="#">WG2648548</a>
	58.9		55.6	55.6	1	12/16/2025 11:44	<a href="#">WG2648548</a>

Volatile Organic Compounds (GC) by Method 8015D

Analyte	Result (dry)	Qualifier	MDL (dry)	RDL (dry)	Dilution	Analysis date / time	Batch
TPH (GC/FID) Low Fraction	mg/kg		mg/kg	mg/kg	25	11/30/2025 14:37	<a href="#">WG2649475</a>
(S)	ND		2.45	3.07			
a,a,a-Trifluorotoluene(FID)	100			77.0-120		11/30/2025 14:37	<a href="#">WG2649475</a>



Volatile Organic Compounds (GC/MS) by Method 8260D

Analyte	Result (dry) mg/kg	Qualifier	MDL (dry) mg/kg	RDL (dry) mg/kg	Dilution	Analysis date / time	Batch
Benzene	ND		0.000872	0.00123	1	11/29/2025 00:39	<a href="#">WG2649050</a>
Ethylbenzene	ND		0.00121	0.0123	1	11/29/2025 00:39	<a href="#">WG2649050</a>
Toluene	ND		0.00354	0.0123	1	11/29/2025 00:39	<a href="#">WG2649050</a>
1,2,4-Trimethylbenzene	ND		0.00292	0.00613	1	11/29/2025 00:39	<a href="#">WG2649050</a>
1,3,5-Trimethylbenzene	ND		0.00280	0.00613	1	11/29/2025 00:39	<a href="#">WG2649050</a>
Xylenes, Total	ND		0.00343	0.123	1	11/29/2025 00:39	<a href="#">WG2649050</a>
(S) Toluene-d8	95.5			75.0-131		11/29/2025 00:39	<a href="#">WG2649050</a>
(S) 4-Bromofluorobenzene	101			67.0-138		11/29/2025 00:39	<a href="#">WG2649050</a>
(S) 1,2-Dichloroethane-d4	95.3			70.0-130		11/29/2025 00:39	<a href="#">WG2649050</a>

1 Cp

2 Tc

3 Ss

4 Cn

5 Sr

6 Qc

7 Gl

8 Al

9 Sc

Semi-Volatile Organic Compounds (GC) by Method 8015M

Analyte	Result (dry) mg/kg	Qualifier	MDL (dry) mg/kg	RDL (dry) mg/kg	Dilution	Analysis date / time	Batch
C10-C28 Diesel Range	33.3		8.96	22.3	5	12/02/2025 20:27	<a href="#">WG2649417</a>
C28-C36 Motor Oil Range	78.9	B	1.52	22.3	5	12/02/2025 20:27	<a href="#">WG2649417</a>
(S) o-Terphenyl	49.2			18.0-148		12/02/2025 20:27	<a href="#">WG2649417</a>

Semi Volatile Organic Compounds (GC/MS) by Method 8270E-SIM

Analyte	Result (dry) mg/kg	Qualifier	MDL (dry) mg/kg	RDL (dry) mg/kg	Dilution	Analysis date / time	Batch
Acenaphthene	ND		0.0367	0.0367	1	12/02/2025 22:31	<a href="#">WG2649419</a>
Anthracene	ND		0.0367	0.0367	1	12/02/2025 22:31	<a href="#">WG2649419</a>
Benzo(a)anthracene	ND		0.00668	0.00668	1	12/02/2025 22:31	<a href="#">WG2649419</a>
Benzo(b)fluoranthene	ND		0.0367	0.0367	1	12/02/2025 22:31	<a href="#">WG2649419</a>
Benzo(k)fluoranthene	ND		0.0367	0.0367	1	12/02/2025 22:31	<a href="#">WG2649419</a>
Benzo(a)pyrene	ND		0.0367	0.0367	1	12/02/2025 22:31	<a href="#">WG2649419</a>
Chrysene	ND		0.0367	0.0367	1	12/02/2025 22:31	<a href="#">WG2649419</a>
Dibenz(a,h)anthracene	ND		0.0367	0.0367	1	12/02/2025 22:31	<a href="#">WG2649419</a>
Fluoranthene	ND		0.0367	0.0367	1	12/02/2025 22:31	<a href="#">WG2649419</a>
Fluorene	ND		0.0367	0.0367	1	12/02/2025 22:31	<a href="#">WG2649419</a>
Indeno(1,2,3-cd)pyrene	ND		0.0367	0.0367	1	12/02/2025 22:31	<a href="#">WG2649419</a>
1-Methylnaphthalene	ND		0.00334	0.00334	1	12/02/2025 22:31	<a href="#">WG2649419</a>
2-Methylnaphthalene	ND		0.0134	0.0134	1	12/02/2025 22:31	<a href="#">WG2649419</a>
Naphthalene	ND		0.00334	0.00334	1	12/02/2025 22:31	<a href="#">WG2649419</a>
Pyrene	ND		0.0367	0.0367	1	12/02/2025 22:31	<a href="#">WG2649419</a>
(S) p-Terphenyl-d14	62.9			23.0-120		12/02/2025 22:31	<a href="#">WG2649419</a>
(S) 2-Fluorobiphenyl	68.7			34.0-125		12/02/2025 22:31	<a href="#">WG2649419</a>
(S) 2-Methylnaphthalene-d10	73.9			50.0-150		12/02/2025 22:31	<a href="#">WG2649419</a>

Calculated Results

Analyte	Result	Qualifier	Dilution	Analysis date / time	Batch
Sodium Adsorption Ratio	0.224		1	12/04/2025 01:38	WG2650838

Total Solids by Method 2540 G-2011

Analyte	Result	Qualifier	Dilution	Analysis date / time	Batch
Total Solids	94.2		1	12/01/2025 09:40	<a href="#">WG2649693</a>

Wet Chemistry by Method 7199

Analyte	Result (dry)	Qualifier	MDL (dry)	RDL (dry)	Dilution	Analysis date / time	Batch
Hexavalent Chromium	mg/kg		mg/kg	mg/kg	1	12/03/2025 10:15	<a href="#">WG2647824</a>
	ND		0.212	0.212			

Wet Chemistry by Method 9045D (S-1.10)

Analyte	Result	Qualifier	Dilution	Analysis date / time	Batch
pH	7.95		1	12/05/2025 08:19	<a href="#">WG2651834</a>

Sample Narrative:

L1922457-07 WG2651834: 7.95 at 19.7C

Wet Chemistry by Method 9050AMod (S-1.20)

Analyte	Result	Units	Qualifier	RDL	Dilution	Analysis date / time	Batch
Specific Conductance	203	umhos/cm		10.0	1	12/05/2025 19:45	<a href="#">WG2651808</a>

Sample Narrative:

L1922457-07 WG2651808: at 25C

Metals (ICP) by Method 6010D (S-7.10)

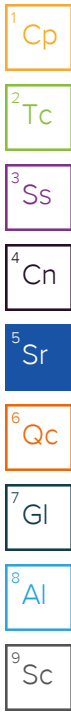
Analyte	Result	Qualifier	MDL	RDL	Dilution	Analysis date / time	Batch
Hot Water Sol. Boron	mg/l		mg/l	mg/l	1	12/04/2025 14:19	<a href="#">WG2650843</a>
	ND		0.0199	0.100			

Metals (ICPMS) by Method 6020B

Analyte	Result (dry)	Qualifier	MDL (dry)	RDL (dry)	Dilution	Analysis date / time	Batch
Arsenic	mg/kg		mg/kg	mg/kg	1.04	12/16/2025 11:48	<a href="#">WG2648548</a>
Barium	4.21		0.110	0.110	1.04	12/16/2025 11:48	<a href="#">WG2648548</a>
Cadmium	87.0		11.0	11.0	1.04	12/16/2025 11:48	<a href="#">WG2648548</a>
Copper	0.132		0.110	0.110	1.04	12/16/2025 11:48	<a href="#">WG2648548</a>
Lead	ND		11.0	11.0	1.04	12/16/2025 11:48	<a href="#">WG2648548</a>
Nickel	15.9		11.0	11.0	1.04	12/16/2025 11:48	<a href="#">WG2648548</a>
Selenium	ND		11.0	11.0	1.04	12/16/2025 11:48	<a href="#">WG2648548</a>
Silver	0.247		0.110	0.110	1.04	12/16/2025 11:48	<a href="#">WG2648548</a>
Zinc	ND		0.552	0.552	1.04	12/16/2025 11:48	<a href="#">WG2648548</a>
	ND		55.2	55.2	1.04	12/16/2025 11:48	<a href="#">WG2648548</a>

Volatile Organic Compounds (GC) by Method 8015D

Analyte	Result (dry)	Qualifier	MDL (dry)	RDL (dry)	Dilution	Analysis date / time	Batch
TPH (GC/FID) Low Fraction	mg/kg		mg/kg	mg/kg	25	11/30/2025 15:00	<a href="#">WG2649475</a>
(S)	ND		2.25	2.81			
a,a,a-Trifluorotoluene(FID)	101			77.0-120		11/30/2025 15:00	<a href="#">WG2649475</a>



Volatile Organic Compounds (GC/MS) by Method 8260D

Analyte	Result (dry) mg/kg	Qualifier	MDL (dry) mg/kg	RDL (dry) mg/kg	Dilution	Analysis date / time	Batch
Benzene	ND		0.000799	0.00112	1	11/29/2025 00:59	<a href="#">WG2649050</a>
Ethylbenzene	ND		0.00111	0.0112	1	11/29/2025 00:59	<a href="#">WG2649050</a>
Toluene	ND		0.00325	0.0112	1	11/29/2025 00:59	<a href="#">WG2649050</a>
1,2,4-Trimethylbenzene	ND		0.00268	0.00562	1	11/29/2025 00:59	<a href="#">WG2649050</a>
1,3,5-Trimethylbenzene	ND		0.00256	0.00562	1	11/29/2025 00:59	<a href="#">WG2649050</a>
Xylenes, Total	ND		0.00315	0.112	1	11/29/2025 00:59	<a href="#">WG2649050</a>
(S) Toluene-d8	95.3			75.0-131		11/29/2025 00:59	<a href="#">WG2649050</a>
(S) 4-Bromofluorobenzene	102			67.0-138		11/29/2025 00:59	<a href="#">WG2649050</a>
(S) 1,2-Dichloroethane-d4	93.6			70.0-130		11/29/2025 00:59	<a href="#">WG2649050</a>

1 Cp  
2 Tc  
3 Ss  
4 Cn  
5 Sr  
6 Qc  
7 Gl  
8 Al  
9 Sc

Semi-Volatile Organic Compounds (GC) by Method 8015M

Analyte	Result (dry) mg/kg	Qualifier	MDL (dry) mg/kg	RDL (dry) mg/kg	Dilution	Analysis date / time	Batch
C10-C28 Diesel Range	3.66	J	1.71	4.25	1	12/02/2025 19:03	<a href="#">WG2649417</a>
C28-C36 Motor Oil Range	13.6	B	0.291	4.25	1	12/02/2025 19:03	<a href="#">WG2649417</a>
(S) o-Terphenyl	60.8			18.0-148		12/02/2025 19:03	<a href="#">WG2649417</a>

Semi Volatile Organic Compounds (GC/MS) by Method 8270E-SIM

Analyte	Result (dry) mg/kg	Qualifier	MDL (dry) mg/kg	RDL (dry) mg/kg	Dilution	Analysis date / time	Batch
Acenaphthene	ND		0.0350	0.0350	1	12/02/2025 22:51	<a href="#">WG2649419</a>
Anthracene	ND		0.0350	0.0350	1	12/02/2025 22:51	<a href="#">WG2649419</a>
Benzo(a)anthracene	ND		0.00637	0.00637	1	12/02/2025 22:51	<a href="#">WG2649419</a>
Benzo(b)fluoranthene	ND		0.0350	0.0350	1	12/02/2025 22:51	<a href="#">WG2649419</a>
Benzo(k)fluoranthene	ND		0.0350	0.0350	1	12/02/2025 22:51	<a href="#">WG2649419</a>
Benzo(a)pyrene	ND		0.0350	0.0350	1	12/02/2025 22:51	<a href="#">WG2649419</a>
Chrysene	ND		0.0350	0.0350	1	12/02/2025 22:51	<a href="#">WG2649419</a>
Dibenz(a,h)anthracene	ND		0.0350	0.0350	1	12/02/2025 22:51	<a href="#">WG2649419</a>
Fluoranthene	ND		0.0350	0.0350	1	12/02/2025 22:51	<a href="#">WG2649419</a>
Fluorene	ND		0.0350	0.0350	1	12/02/2025 22:51	<a href="#">WG2649419</a>
Indeno(1,2,3-cd)pyrene	ND		0.0350	0.0350	1	12/02/2025 22:51	<a href="#">WG2649419</a>
1-Methylnaphthalene	ND		0.00319	0.00319	1	12/02/2025 22:51	<a href="#">WG2649419</a>
2-Methylnaphthalene	ND		0.0127	0.0127	1	12/02/2025 22:51	<a href="#">WG2649419</a>
Naphthalene	ND		0.00319	0.00319	1	12/02/2025 22:51	<a href="#">WG2649419</a>
Pyrene	ND		0.0350	0.0350	1	12/02/2025 22:51	<a href="#">WG2649419</a>
(S) p-Terphenyl-d14	70.8			23.0-120		12/02/2025 22:51	<a href="#">WG2649419</a>
(S) 2-Fluorobiphenyl	75.8			34.0-125		12/02/2025 22:51	<a href="#">WG2649419</a>
(S) 2-Methylnaphthalene-d10	80.3			50.0-150		12/02/2025 22:51	<a href="#">WG2649419</a>

Method Blank (MB)

(MB) R4308776-1 12/02/25 07:59

Analyte	MB Result	MB Qualifier	MB MDL	MB RDL
	%		%	%
Total Solids	0.000			

<sup>1</sup>Cp

<sup>2</sup>Tc

<sup>3</sup>Ss

L1921752-01 Original Sample (OS) • Duplicate (DUP)

(OS) L1921752-01 12/02/25 07:59 • (DUP) R4308776-3 12/02/25 07:59

Analyte	Original Result	DUP Result	Dilution	DUP RPD	DUP Qualifier	DUP RPD Limits
	%	%		%		%
Total Solids	89.7	87.3	1	2.80		10

<sup>4</sup>Cn

<sup>5</sup>Sr

Laboratory Control Sample (LCS)

(LCS) R4308776-2 12/02/25 07:59

Analyte	Spike Amount	LCS Result	LCS Rec.	Rec. Limits	LCS Qualifier
	%	%	%	%	
Total Solids	50.0	50.0	100	90.0-110	

<sup>6</sup>Qc

<sup>7</sup>Gl

<sup>8</sup>Al

<sup>9</sup>Sc

Method Blank (MB)

(MB) R4309034-1 12/02/25 08:29

Analyte	MB Result	MB Qualifier	MB MDL	MB RDL
	%		%	%
Total Solids	0.00100			

<sup>1</sup>Cp

<sup>2</sup>Tc

<sup>3</sup>Ss

L1923001-02 Original Sample (OS) • Duplicate (DUP)

(OS) L1923001-02 12/02/25 08:29 • (DUP) R4309034-3 12/02/25 08:29

Analyte	Original Result	DUP Result	Dilution	DUP RPD	DUP Qualifier	DUP RPD Limits
	%	%		%		%
Total Solids	92.2	92.6	1	0.458		10

<sup>4</sup>Cn

<sup>5</sup>Sr

Laboratory Control Sample (LCS)

(LCS) R4309034-2 12/02/25 08:29

Analyte	Spike Amount	LCS Result	LCS Rec.	Rec. Limits	LCS Qualifier
	%	%	%	%	
Total Solids	50.0	50.0	100	90.0-110	

<sup>6</sup>Qc

<sup>7</sup>Gl

<sup>8</sup>Al

<sup>9</sup>Sc

Method Blank (MB)

(MB) R4308407-1 12/01/25 09:40

Analyte	MB Result %	MB Qualifier	MB MDL %	MB RDL %
Total Solids	0.00100			

<sup>1</sup>Cp

<sup>2</sup>Tc

<sup>3</sup>Ss

L1922500-01 Original Sample (OS) • Duplicate (DUP)

(OS) L1922500-01 12/01/25 09:40 • (DUP) R4308407-3 12/01/25 09:40

Analyte	Original Result %	DUP Result %	Dilution	DUP RPD %	DUP Qualifier	DUP RPD Limits
Total Solids	77.8	81.1	1	4.16		10

<sup>4</sup>Cn

<sup>5</sup>Sr

Laboratory Control Sample (LCS)

(LCS) R4308407-2 12/01/25 09:40

Analyte	Spike Amount %	LCS Result %	LCS Rec. %	Rec. Limits %	LCS Qualifier
Total Solids	50.0	50.0	100	90.0-110	

<sup>6</sup>Qc

<sup>7</sup>Gl

<sup>8</sup>Al

<sup>9</sup>Sc

Method Blank (MB)

(MB) R4309332-1 12/03/25 03:34

Analyte	MB Result	MB Qualifier	MB MDL	MB RDL
Hexavalent Chromium	ND		0.200	0.200

<sup>1</sup>Cp

<sup>2</sup>Tc

<sup>3</sup>Ss

<sup>4</sup>Cn

<sup>5</sup>Sr

<sup>6</sup>Qc

<sup>7</sup>Gl

<sup>8</sup>Al

<sup>9</sup>Sc

L1921673-05 Original Sample (OS) • Duplicate (DUP)

(OS) L1921673-05 12/03/25 04:12 • (DUP) R4309332-3 12/03/25 04:25

Analyte	Original Result (dry)	DUP Result (dry)	Dilution	DUP RPD	DUP Qualifier	DUP RPD Limits
Hexavalent Chromium	0.225	ND	1	200	P1	20

L1921680-02 Original Sample (OS) • Duplicate (DUP)

(OS) L1921680-02 12/03/25 04:38 • (DUP) R4309332-4 12/03/25 04:51

Analyte	Original Result (dry)	DUP Result (dry)	Dilution	DUP RPD	DUP Qualifier	DUP RPD Limits
Hexavalent Chromium	ND	ND	1	0.000		20

Laboratory Control Sample (LCS)

(LCS) R4309332-2 12/03/25 03:46

Analyte	Spike Amount	LCS Result	LCS Rec.	Rec. Limits	LCS Qualifier
Hexavalent Chromium	10.0	9.06	90.6	80.0-120	

L1922111-05 Original Sample (OS) • Matrix Spike (MS) • Matrix Spike Duplicate (MSD)

(OS) L1922111-05 12/03/25 07:26 • (MS) R4309332-5 12/03/25 07:39 • (MSD) R4309332-6 12/03/25 07:52

Analyte	Spike Amount (dry)	Original Result (dry)	MS Result (dry)	MSD Result (dry)	MS Rec.	MSD Rec.	Dilution	Rec. Limits	MS Qualifier	MSD Qualifier	RPD	RPD Limits
Hexavalent Chromium	21.6	ND	10.8	12.5	50.3	57.8	1	75.0-125	J6	J6	13.9	20

L1922111-05 Original Sample (OS) • Matrix Spike (MS)

(OS) L1922111-05 12/03/25 07:26 • (MS) R4309332-7 12/03/25 08:05

Analyte	Spike Amount (dry) mg/kg	Original Result (dry) mg/kg	MS Result (dry) mg/kg	MS Rec. %	Dilution	Rec. Limits %	<u>MS Qualifier</u>
Hexavalent Chromium	693	ND	755	109	50	75.0-125	

<sup>1</sup>Cp

<sup>2</sup>Tc

<sup>3</sup>Ss

<sup>4</sup>Cn

<sup>5</sup>Sr

<sup>6</sup>Qc

<sup>7</sup>Gl

<sup>8</sup>Al

<sup>9</sup>Sc

Method Blank (MB)

(MB) R4309914-1 12/03/25 17:56

Analyte	MB Result	MB Qualifier	MB MDL	MB RDL
Hexavalent Chromium	ND		0.200	0.200

<sup>1</sup>Cp

<sup>2</sup>Tc

<sup>3</sup>Ss

L1922126-21 Original Sample (OS) • Duplicate (DUP)

(OS) L1922126-21 12/03/25 18:18 • (DUP) R4309914-2 12/03/25 18:29

Analyte	Original Result (dry)	DUP Result (dry)	Dilution	DUP RPD	DUP Qualifier	DUP RPD Limits
Hexavalent Chromium	ND	ND	1	0.000		20

<sup>4</sup>Cn

<sup>5</sup>Sr

L1922126-31 Original Sample (OS) • Duplicate (DUP)

(OS) L1922126-31 12/03/25 20:32 • (DUP) R4309914-3 12/03/25 20:43

Analyte	Original Result (dry)	DUP Result (dry)	Dilution	DUP RPD	DUP Qualifier	DUP RPD Limits
Hexavalent Chromium	ND	ND	1	0.000		20

<sup>6</sup>Qc

<sup>7</sup>Gl

<sup>8</sup>Al

Laboratory Control Sample (LCS)

(LCS) -1 12/03/25 23:51

Analyte	Spike Amount	LCS Result	LCS Rec.	Rec. Limits	LCS Qualifier
Hexavalent Chromium	10.0	10.7	107	80.0-120	

<sup>9</sup>Sc

L1922457-01 Original Sample (OS) • Matrix Spike (MS) • Matrix Spike Duplicate (MSD)

(OS) L1922457-01 12/03/25 22:45 • (MS) R4309914-4 12/03/25 22:56 • (MSD) R4309914-5 12/03/25 23:07

Analyte	Spike Amount (dry)	Original Result (dry)	MS Result (dry)	MSD Result (dry)	MS Rec.	MSD Rec.	Dilution	Rec. Limits	MS Qualifier	MSD Qualifier	RPD	RPD Limits
Hexavalent Chromium	23.0	3.46	26.1	25.5	98.5	95.8	1	75.0-125			2.35	20

L1922457-01 Original Sample (OS) • Matrix Spike (MS)

(OS) L1922457-01 12/03/25 22:45 • (MS) R4309914-6 12/03/25 23:18

Analyte	Spike Amount (dry) mg/kg	Original Result (dry) mg/kg	MS Result (dry) mg/kg	MS Rec. %	Dilution	Rec. Limits %	<u>MS Qualifier</u>
Hexavalent Chromium	750	3.46	693	92.4	50	75.0-125	

<sup>1</sup>Cp

<sup>2</sup>Tc

<sup>3</sup>Ss

<sup>4</sup>Cn

<sup>5</sup>Sr

<sup>6</sup>Qc

<sup>7</sup>Gl

<sup>8</sup>Al

<sup>9</sup>Sc

L1922306-01 Original Sample (OS) • Duplicate (DUP)

(OS) L1922306-01 12/04/25 12:20 • (DUP) R4309890-2 12/04/25 12:20

Analyte	Original Result	DUP Result	Dilution	DUP RPD	DUP Qualifier	DUP RPD Limits
	su	su		%		%
pH	7.93	7.93	1	0.000		1

Sample Narrative:

OS: 7.93 at 19.2C  
 DUP: 7.93 at 19.3C

L1922711-09 Original Sample (OS) • Duplicate (DUP)

(OS) L1922711-09 12/04/25 12:20 • (DUP) R4309890-3 12/04/25 12:20

Analyte	Original Result	DUP Result	Dilution	DUP RPD	DUP Qualifier	DUP RPD Limits
	su	su		%		%
pH	7.31	7.29	1	0.274		1

Sample Narrative:

OS: 7.31 at 19C  
 DUP: 7.29 at 19.2C

Laboratory Control Sample (LCS)

(LCS) R4309890-1 12/04/25 12:20

Analyte	Spike Amount	LCS Result	LCS Rec.	Rec. Limits	LCS Qualifier
	su	su	%	%	
pH	10.0	9.99	99.9	99.0-101	

Sample Narrative:

LCS: 9.99 at 18.1C

<sup>1</sup>Cp

<sup>2</sup>Tc

<sup>3</sup>Ss

<sup>4</sup>Cn

<sup>5</sup>Sr

<sup>6</sup>Qc

<sup>7</sup>Gl

<sup>8</sup>Al

<sup>9</sup>Sc

L1922457-06 Original Sample (OS) • Duplicate (DUP)

(OS) L1922457-06 12/05/25 08:19 • (DUP) R4310196-2 12/05/25 08:19

Analyte	Original Result	DUP Result	Dilution	DUP RPD	DUP Qualifier	DUP RPD Limits
su	su			%		%
pH	8.40	8.39	1	0.119		1

Sample Narrative:

OS: 8.4 at 19.9C  
DUP: 8.39 at 20.1C

L1922773-06 Original Sample (OS) • Duplicate (DUP)

(OS) L1922773-06 12/05/25 08:19 • (DUP) R4310196-3 12/05/25 08:19

Analyte	Original Result	DUP Result	Dilution	DUP RPD	DUP Qualifier	DUP RPD Limits
su	su			%		%
pH	7.29	7.31	1	0.274		1

Sample Narrative:

OS: 7.29 at 18.9C  
DUP: 7.31 at 19.2C

Laboratory Control Sample (LCS)

(LCS) R4310196-1 12/05/25 08:19

Analyte	Spike Amount	LCS Result	LCS Rec.	Rec. Limits	LCS Qualifier
su	su		%	%	
pH	10.0	10.0	100	99.0-101	

Sample Narrative:

LCS: 10 at 18.8C

<sup>1</sup>Cp

<sup>2</sup>Tc

<sup>3</sup>Ss

<sup>4</sup>Cn

<sup>5</sup>Sr

<sup>6</sup>Qc

<sup>7</sup>Gl

<sup>8</sup>Al

<sup>9</sup>Sc

L1922457-01 Original Sample (OS) • Duplicate (DUP)

(OS) L1922457-01 12/06/25 10:31 • (DUP) R4310705-2 12/06/25 10:31

Analyte	Original Result	DUP Result	Dilution	DUP RPD	DUP Qualifier	DUP RPD Limits
	su	su		%		%
pH	12.6	12.6	1	0.0793		1

Sample Narrative:

OS: 12.61 at 24.8C

DUP: 12.6 at 25.7C

L1923868-02 Original Sample (OS) • Duplicate (DUP)

(OS) L1923868-02 12/06/25 10:31 • (DUP) R4310705-3 12/06/25 10:31

Analyte	Original Result	DUP Result	Dilution	DUP RPD	DUP Qualifier	DUP RPD Limits
	su	su		%		%
pH	7.61	7.61	1	0.000		1

Sample Narrative:

OS: 7.61 at 18.4C

DUP: 7.61 at 18.4C

Laboratory Control Sample (LCS)

(LCS) R4310705-1 12/06/25 10:31

Analyte	Spike Amount	LCS Result	LCS Rec.	Rec. Limits	LCS Qualifier
	su	su	%	%	
pH	10.0	9.99	99.9	99.0-101	

Sample Narrative:

LCS: 9.99 at 18.3C



Method Blank (MB)

(MB) R4310168-1 12/05/25 05:04

Analyte	MB Result	MB Qualifier	MB MDL	MB RDL
Specific Conductance	umhos/cm		umhos/cm	umhos/cm
	ND		10.0	10.0

Sample Narrative:

BLANK: at 25C

L1922306-01 Original Sample (OS) • Duplicate (DUP)

(OS) L1922306-01 12/05/25 05:04 • (DUP) R4310168-3 12/05/25 05:04

Analyte	Original Result	DUP Result	Dilution	DUP RPD	DUP Qualifier	DUP RPD Limits
Specific Conductance	umhos/cm	umhos/cm		%		%
	917	920	1	0.327		20

Sample Narrative:

OS: at 25C

DUP: at 25C

L1922711-09 Original Sample (OS) • Duplicate (DUP)

(OS) L1922711-09 12/05/25 05:04 • (DUP) R4310168-4 12/05/25 05:04

Analyte	Original Result	DUP Result	Dilution	DUP RPD	DUP Qualifier	DUP RPD Limits
Specific Conductance	umhos/cm	umhos/cm		%		%
	64.9	65.0	1	0.154		20

Sample Narrative:

OS: at 25C

DUP: at 25C

Laboratory Control Sample (LCS)

(LCS) R4310168-2 12/05/25 05:04

Analyte	Spike Amount	LCS Result	LCS Rec.	Rec. Limits	LCS Qualifier
Specific Conductance	umhos/cm	umhos/cm	%	%	
	581	592	102	90.0-110	

Sample Narrative:

LCS: at 25C

<sup>1</sup>Cp

<sup>2</sup>Tc

<sup>3</sup>Ss

<sup>4</sup>Cn

<sup>5</sup>Sr

<sup>6</sup>Qc

<sup>7</sup>Gl

<sup>8</sup>Al

<sup>9</sup>Sc

Method Blank (MB)

(MB) R4310610-1 12/05/25 19:45

Analyte	MB Result	MB Qualifier	MB MDL	MB RDL
Specific Conductance	ND		10.0	10.0

Sample Narrative:

BLANK: at 25C

L1922457-07 Original Sample (OS) • Duplicate (DUP)

(OS) L1922457-07 12/05/25 19:45 • (DUP) R4310610-3 12/05/25 19:45

Analyte	Original Result	DUP Result	Dilution	DUP RPD	DUP Qualifier	DUP RPD Limits
Specific Conductance	203	202	1	0.247		20

Sample Narrative:

OS: at 25C  
DUP: at 25C

L1922773-05 Original Sample (OS) • Duplicate (DUP)

(OS) L1922773-05 12/05/25 19:45 • (DUP) R4310610-4 12/05/25 19:45

Analyte	Original Result	DUP Result	Dilution	DUP RPD	DUP Qualifier	DUP RPD Limits
Specific Conductance	593	587	1	1.02		20

Sample Narrative:

OS: at 25C  
DUP: at 25C

Laboratory Control Sample (LCS)

(LCS) R4310610-2 12/05/25 19:45

Analyte	Spike Amount	LCS Result	LCS Rec.	Rec. Limits	LCS Qualifier
Specific Conductance	581	556	95.7	90.0-110	

Sample Narrative:

LCS: at 25C



Method Blank (MB)

(MB) R4310778-1 12/07/25 00:55

Analyte	MB Result	MB Qualifier	MB MDL	MB RDL
Specific Conductance	ND		10.0	10.0

Sample Narrative:

BLANK: at 25C

L1922773-11 Original Sample (OS) • Duplicate (DUP)

(OS) L1922773-11 12/07/25 00:55 • (DUP) R4310778-3 12/07/25 00:55

Analyte	Original Result	DUP Result	Dilution	DUP RPD	DUP Qualifier	DUP RPD Limits
Specific Conductance	266	267	1	0.563		20

Sample Narrative:

OS: at 25C  
DUP: at 25C

L1923868-01 Original Sample (OS) • Duplicate (DUP)

(OS) L1923868-01 12/07/25 00:55 • (DUP) R4310778-4 12/07/25 00:55

Analyte	Original Result	DUP Result	Dilution	DUP RPD	DUP Qualifier	DUP RPD Limits
Specific Conductance	225	225	1	0.0444		20

Sample Narrative:

OS: at 25C  
DUP: at 25C

Laboratory Control Sample (LCS)

(LCS) R4310778-2 12/07/25 00:55

Analyte	Spike Amount	LCS Result	LCS Rec.	Rec. Limits	LCS Qualifier
Specific Conductance	483	479	99.2	90.0-110	

Sample Narrative:

LCS: at 25C



Method Blank (MB)

(MB) R4309932-1 12/04/25 13:44

Analyte	MB Result mg/l	MB Qualifier	MB MDL mg/l	MB RDL mg/l
Hot Water Sol. Boron	ND		0.0199	0.100

Laboratory Control Sample (LCS) • Laboratory Control Sample Duplicate (LCSD)

(LCS) R4309932-2 12/04/25 13:47 • (LCSD) R4309932-3 12/04/25 13:49

Analyte	Spike Amount mg/l	LCS Result mg/l	LCSD Result mg/l	LCS Rec. %	LCSD Rec. %	Rec. Limits %	LCS Qualifier	LCSD Qualifier	RPD %	RPD Limits %
Hot Water Sol. Boron	1.00	1.00	1.05	100	105	80.0-120			4.44	20

<sup>1</sup>Cp

<sup>2</sup>Tc

<sup>3</sup>Ss

<sup>4</sup>Cn

<sup>5</sup>Sr

<sup>6</sup>Qc

<sup>7</sup>Gl

<sup>8</sup>Al

<sup>9</sup>Sc

Method Blank (MB)

(MB) R4310514-1 12/05/25 17:00

Analyte	MB Result mg/l	<u>MB Qualifier</u>	MB MDL mg/l	MB RDL mg/l
Hot Water Sol. Boron	ND		0.0199	0.100

Laboratory Control Sample (LCS) • Laboratory Control Sample Duplicate (LCSD)

(LCS) R4310514-2 12/05/25 17:03 • (LCSD) R4310514-3 12/05/25 17:06

Analyte	Spike Amount mg/l	LCS Result mg/l	LCSD Result mg/l	LCS Rec. %	LCSD Rec. %	Rec. Limits %	<u>LCS Qualifier</u>	<u>LCSD Qualifier</u>	RPD %	RPD Limits %
Hot Water Sol. Boron	1.00	1.05	1.01	105	101	80.0-120			3.95	20

- <sup>1</sup>Cp
- <sup>2</sup>Tc
- <sup>3</sup>Ss
- <sup>4</sup>Cn
- <sup>5</sup>Sr
- <sup>6</sup>Qc
- <sup>7</sup>Gl
- <sup>8</sup>Al
- <sup>9</sup>Sc

Method Blank (MB)

(MB) R4314749-1 12/16/25 10:48

Analyte	MB Result mg/kg	MB Qualifier	MB MDL mg/kg	MB RDL mg/kg
Arsenic	ND		0.100	0.100
Barium	ND		10.0	10.0
Cadmium	ND		0.100	0.100
Copper	ND		10.0	10.0
Lead	ND		10.0	10.0
Nickel	ND		10.0	10.0
Selenium	ND		0.100	0.100
Silver	ND		0.500	0.500
Zinc	ND		50.0	50.0

<sup>1</sup>Cp

<sup>2</sup>Tc

<sup>3</sup>Ss

<sup>4</sup>Cn

<sup>5</sup>Sr

<sup>6</sup>Qc

Laboratory Control Sample (LCS)

(LCS) R4314749-2 12/16/25 10:51

Analyte	Spike Amount mg/kg	LCS Result mg/kg	LCS Rec. %	Rec. Limits %	LCS Qualifier
Arsenic	100	107	107	80.0-120	
Barium	100	104	104	80.0-120	
Cadmium	100	110	110	80.0-120	
Copper	100	109	109	80.0-120	
Lead	100	104	104	80.0-120	
Nickel	100	113	113	80.0-120	
Selenium	100	105	105	80.0-120	
Silver	20.0	21.3	106	80.0-120	
Zinc	100	108	108	80.0-120	

<sup>7</sup>Gl

<sup>8</sup>Al

<sup>9</sup>Sc

L1922457-02 Original Sample (OS) • Matrix Spike (MS) • Matrix Spike Duplicate (MSD)

(OS) L1922457-02 12/16/25 10:54 • (MS) R4314749-5 12/16/25 11:03 • (MSD) R4314749-6 12/16/25 11:06

Analyte	Spike Amount (dry) mg/kg	Original Result (dry) mg/kg	MS Result (dry) mg/kg	MSD Result (dry) mg/kg	MS Rec. %	MSD Rec. %	Dilution	Rec. Limits %	MS Qualifier	MSD Qualifier	RPD %	RPD Limits %
Arsenic	111	2.62	113	114	99.7	101	1	75.0-125			1.03	20
Barium	111	59.6	193	173	121	103	1	75.0-125			11.0	20
Cadmium	111	ND	114	116	103	105	1	75.0-125			1.79	20
Copper	111	ND	123	123	111	111	1	75.0-125			0.238	20
Lead	111	ND	117	115	105	104	1	75.0-125			1.29	20
Nickel	111	ND	119	120	107	109	1	75.0-125			1.32	20
Selenium	111	0.265	112	114	101	103	1	75.0-125			1.81	20
Silver	22.1	ND	22.5	23.0	102	104	1	75.0-125			2.29	20

L1922457-02 Original Sample (OS) • Matrix Spike (MS) • Matrix Spike Duplicate (MSD)

(OS) L1922457-02 12/16/25 10:54 • (MS) R4314749-5 12/16/25 11:03 • (MSD) R4314749-6 12/16/25 11:06

Analyte	Spike Amount (dry) mg/kg	Original Result (dry) mg/kg	MS Result (dry) mg/kg	MSD Result (dry) mg/kg	MS Rec. %	MSD Rec. %	Dilution	Rec. Limits %	<u>MS Qualifier</u>	<u>MSD Qualifier</u>	RPD %	RPD Limits %
Zinc	111	ND	132	135	119	122	1	75.0-125			2.37	20

<sup>1</sup>Cp

<sup>2</sup>Tc

<sup>3</sup>Ss

<sup>4</sup>Cn

<sup>5</sup>Sr

<sup>6</sup>Qc

<sup>7</sup>Gl

<sup>8</sup>Al

<sup>9</sup>Sc

Method Blank (MB)

(MB) R4308148-3 11/30/25 10:43

Analyte	MB Result mg/kg	MB Qualifier	MB MDL mg/kg	MB RDL mg/kg
TPH (GC/FID) Low Fraction	ND		2.00	2.50
<sup>(S)</sup> a,a,a-Trifluorotoluene(FID)	101			77.0-120

Laboratory Control Sample (LCS) • Laboratory Control Sample Duplicate (LCSD)

(LCS) R4308148-1 11/30/25 09:12 • (LCSD) R4308148-2 11/30/25 09:35

Analyte	Spike Amount mg/kg	LCS Result mg/kg	LCSD Result mg/kg	LCS Rec. %	LCSD Rec. %	Rec. Limits %	LCS Qualifier	LCSD Qualifier	RPD %	RPD Limits %
TPH (GC/FID) Low Fraction	5.00	5.30	5.11	106	102	72.0-127			3.65	20
<sup>(S)</sup> a,a,a-Trifluorotoluene(FID)				103	103	77.0-120				

- 1 Cp
- 2 Tc
- 3 Ss
- 4 Cn
- 5 Sr
- 6 Qc
- 7 Gl
- 8 Al
- 9 Sc

Method Blank (MB)

(MB) R4308693-3 12/02/25 00:25

Analyte	MB Result mg/kg	MB Qualifier	MB MDL mg/kg	MB RDL mg/kg
TPH (GC/FID) Low Fraction	ND		2.00	2.50
<sup>(S)</sup> a,a,a-Trifluorotoluene(FID)	101			77.0-120

Laboratory Control Sample (LCS) • Laboratory Control Sample Duplicate (LCSD)

(LCS) R4308693-1 12/01/25 22:11 • (LCSD) R4308693-2 12/01/25 22:34

Analyte	Spike Amount mg/kg	LCS Result mg/kg	LCSD Result mg/kg	LCS Rec. %	LCSD Rec. %	Rec. Limits %	LCS Qualifier	LCSD Qualifier	RPD %	RPD Limits %
TPH (GC/FID) Low Fraction	5.00	6.33	6.24	127	125	72.0-127			1.43	20
<sup>(S)</sup> a,a,a-Trifluorotoluene(FID)				106	106	77.0-120				

- 1 Cp
- 2 Tc
- 3 Ss
- 4 Cn
- 5 Sr
- 6 Qc
- 7 Gl
- 8 Al
- 9 Sc

Method Blank (MB)

(MB) R4309000-4 12/02/25 13:12

Analyte	MB Result mg/kg	MB Qualifier	MB MDL mg/kg	MB RDL mg/kg
TPH (GC/FID) Low Fraction	ND		2.00	2.50
<sup>(S)</sup> a,a,a-Trifluorotoluene(FID)	101			77.0-120

Laboratory Control Sample (LCS) • Laboratory Control Sample Duplicate (LCSD)

(LCS) R4309000-2 12/02/25 11:41 • (LCSD) R4309000-3 12/02/25 12:04

Analyte	Spike Amount mg/kg	LCS Result mg/kg	LCSD Result mg/kg	LCS Rec. %	LCSD Rec. %	Rec. Limits %	LCS Qualifier	LCSD Qualifier	RPD %	RPD Limits %
TPH (GC/FID) Low Fraction	5.00	5.43	5.41	109	108	72.0-127			0.369	20
<sup>(S)</sup> a,a,a-Trifluorotoluene(FID)				106	107	77.0-120				

1 Cp

2 Tc

3 Ss

4 Cn

5 Sr

6 Qc

7 Gl

8 Al

9 Sc

Method Blank (MB)

(MB) R4307963-3 11/28/25 23:47

Analyte	MB Result mg/kg	MB Qualifier	MB MDL mg/kg	MB RDL mg/kg
Benzene	ND		0.000711	0.00100
Ethylbenzene	ND		0.000987	0.0100
Toluene	ND		0.00289	0.0100
1,2,4-Trimethylbenzene	ND		0.00238	0.00500
1,3,5-Trimethylbenzene	ND		0.00228	0.00500
Xylenes, Total	ND		0.00280	0.100
(S) Toluene-d8	97.0			75.0-131
(S) 4-Bromofluorobenzene	101			67.0-138
(S) 1,2-Dichloroethane-d4	90.5			70.0-130

Laboratory Control Sample (LCS) • Laboratory Control Sample Duplicate (LCSD)

(LCS) R4307963-1 11/28/25 22:11 • (LCSD) R4307963-2 11/28/25 22:30

Analyte	Spike Amount mg/kg	LCS Result mg/kg	LCSD Result mg/kg	LCS Rec. %	LCSD Rec. %	Rec. Limits %	LCS Qualifier	LCSD Qualifier	RPD %	RPD Limits %
Benzene	0.250	0.233	0.234	93.2	93.6	70.0-123			0.428	20
Ethylbenzene	0.250	0.238	0.240	95.2	96.0	74.0-126			0.837	20
Toluene	0.250	0.226	0.224	90.4	89.6	75.0-121			0.889	20
1,2,4-Trimethylbenzene	0.250	0.219	0.220	87.6	88.0	70.0-126			0.456	20
1,3,5-Trimethylbenzene	0.250	0.221	0.220	88.4	88.0	73.0-127			0.454	20
Xylenes, Total	0.750	0.754	0.771	101	103	72.0-127			2.23	20
(S) Toluene-d8				91.8	93.0	75.0-131				
(S) 4-Bromofluorobenzene				96.4	99.3	67.0-138				
(S) 1,2-Dichloroethane-d4				101	101	70.0-130				

1 Cp

2 Tc

3 Ss

4 Cn

5 Sr

6 Qc

7 Gl

8 Al

9 Sc

Method Blank (MB)

(MB) R4308831-3 12/01/25 12:53

Analyte	MB Result mg/kg	MB Qualifier	MB MDL mg/kg	MB RDL mg/kg
Benzene	ND		0.000711	0.00100
Ethylbenzene	ND		0.000987	0.0100
Toluene	ND		0.00289	0.0100
1,2,4-Trimethylbenzene	ND		0.00238	0.00500
1,3,5-Trimethylbenzene	ND		0.00228	0.00500
Xylenes, Total	ND		0.00280	0.100
(S) Toluene-d8	98.3			75.0-131
(S) 4-Bromofluorobenzene	100			67.0-138
(S) 1,2-Dichloroethane-d4	92.4			70.0-130

Laboratory Control Sample (LCS) • Laboratory Control Sample Duplicate (LCSD)

(LCS) R4308831-1 12/01/25 09:03 • (LCSD) R4308831-2 12/01/25 09:49

Analyte	Spike Amount mg/kg	LCS Result mg/kg	LCSD Result mg/kg	LCS Rec. %	LCSD Rec. %	Rec. Limits %	LCS Qualifier	LCSD Qualifier	RPD %	RPD Limits %
Benzene	0.250	0.240	0.265	96.0	106	70.0-123			9.90	20
Ethylbenzene	0.250	0.223	0.254	89.2	102	74.0-126			13.0	20
Toluene	0.250	0.228	0.252	91.2	101	75.0-121			10.0	20
1,2,4-Trimethylbenzene	0.250	0.241	0.273	96.4	109	70.0-126			12.5	20
1,3,5-Trimethylbenzene	0.250	0.236	0.272	94.4	109	73.0-127			14.2	20
Xylenes, Total	0.750	0.700	0.775	93.3	103	72.0-127			10.2	20
(S) Toluene-d8				96.8	95.7	75.0-131				
(S) 4-Bromofluorobenzene				102	99.6	67.0-138				
(S) 1,2-Dichloroethane-d4				103	104	70.0-130				

1 Cp

2 Tc

3 Ss

4 Cn

5 Sr

6 Qc

7 Gl

8 Al

9 Sc

Method Blank (MB)

(MB) R4309014-1 12/02/25 15:16

Analyte	MB Result	MB Qualifier	MB MDL	MB RDL
	mg/kg		mg/kg	mg/kg
C10-C28 Diesel Range	ND		1.61	4.00
C28-C36 Motor Oil Range	1.60	↓	0.274	4.00
(S) o-Terphenyl	60.1			18.0-148

Laboratory Control Sample (LCS)

(LCS) R4309014-2 12/02/25 15:31

Analyte	Spike Amount	LCS Result	LCS Rec.	Rec. Limits	LCS Qualifier
	mg/kg	mg/kg	%	%	
C10-C28 Diesel Range	50.0	35.9	71.8	50.0-150	
(S) o-Terphenyl			50.9	18.0-148	

L1922457-01 Original Sample (OS) • Matrix Spike (MS) • Matrix Spike Duplicate (MSD)

(OS) L1922457-01 12/02/25 17:10 • (MS) R4309014-3 12/02/25 17:24 • (MSD) R4309014-4 12/02/25 17:38

Analyte	Spike Amount (dry)	Original Result (dry)	MS Result (dry)	MSD Result (dry)	MS Rec.	MSD Rec.	Dilution	Rec. Limits	MS Qualifier	MSD Qualifier	RPD	RPD Limits
	mg/kg	mg/kg	mg/kg	mg/kg	%	%		%			%	%
C10-C28 Diesel Range	56.9	22.0	62.8	57.9	71.7	63.7	1	50.0-150			8.02	20
(S) o-Terphenyl					45.0	42.7		18.0-148				

1 Cp

2 Tc

3 Ss

4 Cn

5 Sr

6 Qc

7 Gl

8 Al

9 Sc

Method Blank (MB)

(MB) R4309380-2 12/02/25 17:57

Analyte	MB Result mg/kg	MB Qualifier	MB MDL mg/kg	MB RDL mg/kg
Acenaphthene	ND		0.0330	0.0330
Anthracene	ND		0.0330	0.0330
Benzo(a)anthracene	ND		0.00600	0.00600
Benzo(b)fluoranthene	ND		0.0330	0.0330
Benzo(k)fluoranthene	ND		0.0330	0.0330
Benzo(a)pyrene	ND		0.0330	0.0330
Chrysene	ND		0.0330	0.0330
Dibenz(a,h)anthracene	ND		0.0330	0.0330
Fluoranthene	ND		0.0330	0.0330
Fluorene	ND		0.0330	0.0330
Indeno(1,2,3-cd)pyrene	ND		0.0330	0.0330
1-Methylnaphthalene	ND		0.00300	0.00300
2-Methylnaphthalene	ND		0.0120	0.0120
Naphthalene	ND		0.00300	0.00300
Pyrene	ND		0.0330	0.0330
(S) p-Terphenyl-d14	80.9			23.0-120
(S) 2-Fluorobiphenyl	82.3			34.0-125
(S) 2-Methylnaphthalene-d10	85.1			50.0-150

<sup>1</sup>Cp

<sup>2</sup>Tc

<sup>3</sup>Ss

<sup>4</sup>Cn

<sup>5</sup>Sr

<sup>6</sup>Qc

<sup>7</sup>Gl

<sup>8</sup>Al

<sup>9</sup>Sc

Laboratory Control Sample (LCS)

(LCS) R4309380-1 12/02/25 17:37

Analyte	Spike Amount mg/kg	LCS Result mg/kg	LCS Rec. %	Rec. Limits %	LCS Qualifier
Acenaphthene	0.0800	0.0660	82.5	50.0-120	
Anthracene	0.0800	0.0681	85.1	50.0-126	
Benzo(a)anthracene	0.0800	0.0693	86.6	45.0-120	
Benzo(b)fluoranthene	0.0800	0.0642	80.3	42.0-121	
Benzo(k)fluoranthene	0.0800	0.0628	78.5	49.0-125	
Benzo(a)pyrene	0.0800	0.0561	70.1	42.0-120	
Chrysene	0.0800	0.0697	87.1	49.0-122	
Dibenz(a,h)anthracene	0.0800	0.0611	76.4	47.0-125	
Fluoranthene	0.0800	0.0701	87.6	49.0-129	
Fluorene	0.0800	0.0685	85.6	49.0-120	
Indeno(1,2,3-cd)pyrene	0.0800	0.0522	65.3	46.0-125	
1-Methylnaphthalene	0.0800	0.0684	85.5	51.0-121	
2-Methylnaphthalene	0.0800	0.0642	80.3	50.0-120	
Naphthalene	0.0800	0.0633	79.1	50.0-120	
Pyrene	0.0800	0.0692	86.5	43.0-123	

Laboratory Control Sample (LCS)

(LCS) R4309380-1 12/02/25 17:37

Analyte	Spike Amount mg/kg	LCS Result mg/kg	LCS Rec. %	Rec. Limits %	LCS Qualifier
(S) p-Terphenyl-d14			78.9	23.0-120	
(S) 2-Fluorobiphenyl			82.1	34.0-125	
(S) 2-Methylnaphthalene-d10			84.8	50.0-150	

L1922457-02 Original Sample (OS) • Matrix Spike (MS) • Matrix Spike Duplicate (MSD)

(OS) L1922457-02 12/04/25 01:57 • (MS) R4309804-1 12/04/25 02:14 • (MSD) R4309804-2 12/04/25 02:32

Analyte	Spike Amount (dry) mg/kg	Original Result (dry) mg/kg	MS Result (dry) mg/kg	MSD Result (dry) mg/kg	MS Rec. %	MSD Rec. %	Dilution	Rec. Limits %	MS Qualifier	MSD Qualifier	RPD %	RPD Limits %
Acenaphthene	0.0872	0.0516	0.125	0.0886	84.3	42.5	1	14.0-127		J3	34.1	27
Anthracene	0.0872	ND	0.0668	0.0644	76.6	73.9	1	10.0-145			3.71	30
Benzo(a)anthracene	0.0872	ND	0.0850	0.0723	97.5	82.9	1	10.0-139			16.2	30
Benzo(b)fluoranthene	0.0872	ND	0.0698	0.0621	80.1	71.2	1	10.0-140			11.7	36
Benzo(k)fluoranthene	0.0872	ND	0.0670	0.0621	76.8	71.2	1	10.0-137			7.55	31
Benzo(a)pyrene	0.0872	ND	0.0745	0.0671	85.4	76.9	1	10.0-141			10.5	31
Chrysene	0.0872	ND	0.129	0.0856	148	98.1	1	10.0-145	J5	J3	40.9	30
Dibenz(a,h)anthracene	0.0872	ND	0.0707	0.0655	81.1	75.1	1	10.0-132			7.64	31
Fluoranthene	0.0872	ND	0.0973	0.0819	112	93.9	1	10.0-153			17.2	33
Fluorene	0.0872	0.215	0.294	0.149	91.4	0.000	1	11.0-130		J3 J6	65.3	29
Indeno(1,2,3-cd)pyrene	0.0872	ND	0.0573	0.0559	65.7	64.1	1	10.0-137			2.54	32
1-Methylnaphthalene	0.0872	1.08	1.39	0.535	359	0.000	1	10.0-142	V	J3 V	89.2	28
2-Methylnaphthalene	0.0872	0.392	0.580	0.269	216	0.000	1	10.0-137	V	J3 V	73.3	28
Naphthalene	0.0872	0.0767	0.159	0.0857	94.8	10.3	1	10.0-135		J3	60.2	27
Pyrene	0.0872	ND	0.0921	0.0756	106	86.7	1	10.0-148			19.7	35
(S) p-Terphenyl-d14					78.8	73.3		23.0-120				
(S) 2-Fluorobiphenyl					79.3	74.2		34.0-125				
(S) 2-Methylnaphthalene-d10					116	85.1		50.0-150				

1 Cp

2 Tc

3 Ss

4 Cn

5 Sr

6 Qc

7 Gl

8 Al

9 Sc

# GLOSSARY OF TERMS

## Guide to Reading and Understanding Your Laboratory Report

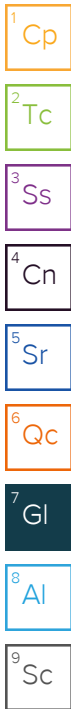
The information below is designed to better explain the various terms used in your report of analytical results from the Laboratory. This is not intended as a comprehensive explanation, and if you have additional questions please contact your project representative.

Results Disclaimer - Information that may be provided by the customer, and contained within this report, include Permit Limits, Project Name, Sample ID, Sample Matrix, Sample Preservation, Field Blanks, Field Spikes, Field Duplicates, On-Site Data, Sampling Collection Dates/Times, and Sampling Location. Results relate to the accuracy of this information provided, and as the samples are received.

### Abbreviations and Definitions

(dry)	Results are reported based on the dry weight of the sample. [this will only be present on a dry report basis for soils].
MDL	Method Detection Limit.
MDL (dry)	Method Detection Limit.
ND	Not detected at the Reporting Limit (or MDL where applicable).
RDL	Reported Detection Limit.
RDL (dry)	Reported Detection Limit.
Rec.	Recovery.
RPD	Relative Percent Difference.
SDG	Sample Delivery Group.
(S)	Surrogate (Surrogate Standard) - Analytes added to every blank, sample, Laboratory Control Sample/Duplicate and Matrix Spike/Duplicate; used to evaluate analytical efficiency by measuring recovery. Surrogates are not expected to be detected in all environmental media.
Analyte	The name of the particular compound or analysis performed. Some Analyses and Methods will have multiple analytes reported.
Dilution	If the sample matrix contains an interfering material, the sample preparation volume or weight values differ from the standard, or if concentrations of analytes in the sample are higher than the highest limit of concentration that the laboratory can accurately report, the sample may be diluted for analysis. If a value different than 1 is used in this field, the result reported has already been corrected for this factor.
Limits	These are the target % recovery ranges or % difference value that the laboratory has historically determined as normal for the method and analyte being reported. Successful QC Sample analysis will target all analytes recovered or duplicated within these ranges.
Original Sample	The non-spiked sample in the prep batch used to determine the Relative Percent Difference (RPD) from a quality control sample. The Original Sample may not be included within the reported SDG.
Qualifier	This column provides a letter and/or number designation that corresponds to additional information concerning the result reported. If a Qualifier is present, a definition per Qualifier is provided within the Glossary and Definitions page and potentially a discussion of possible implications of the Qualifier in the Case Narrative if applicable.
Result	The actual analytical final result (corrected for any sample specific characteristics) reported for your sample. If there was no measurable result returned for a specific analyte, the result in this column may state "ND" (Not Detected) or "BDL" (Below Detectable Levels). The information in the results column should always be accompanied by either an MDL (Method Detection Limit) or RDL (Reporting Detection Limit) that defines the lowest value that the laboratory could detect or report for this analyte.
Uncertainty (Radiochemistry)	Confidence level of 2 sigma.
U (Radiochemistry)	Result + Error < MDA.
J (Radiochemistry)	Result < MDA; Result + Error > MDA.
Case Narrative (Cn)	A brief discussion about the included sample results, including a discussion of any non-conformances to protocol observed either at sample receipt by the laboratory from the field or during the analytical process. If present, there will be a section in the Case Narrative to discuss the meaning of any data qualifiers used in the report.
Quality Control Summary (Qc)	This section of the report includes the results of the laboratory quality control analyses required by procedure or analytical methods to assist in evaluating the validity of the results reported for your samples. These analyses are not being performed on your samples typically, but on laboratory generated material.
Sample Chain of Custody (Sc)	This is the document created in the field when your samples were initially collected. This is used to verify the time and date of collection, the person collecting the samples, and the analyses that the laboratory is requested to perform. This chain of custody also documents all persons (excluding commercial shippers) that have had control or possession of the samples from the time of collection until delivery to the laboratory for analysis.
Sample Results (Sr)	This section of your report will provide the results of all testing performed on your samples. These results are provided by sample ID and are separated by the analyses performed on each sample. The header line of each analysis section for each sample will provide the name and method number for the analysis reported.
Sample Summary (Ss)	This section of the Analytical Report defines the specific analyses performed for each sample ID, including the dates and times of preparation and/or analysis.

Qualifier	Description
B	The same analyte is found in the associated blank.
J	The identification of the analyte is acceptable; the reported value is an estimate.
J3	The associated batch QC was outside the established quality control range for precision.
J5	The sample matrix interfered with the ability to make any accurate determination; spike value is high.
J6	The sample matrix interfered with the ability to make any accurate determination; spike value is low.
O1	The analyte failed the method required serial dilution test and/or subsequent post-spike criteria. These failures indicate matrix interference.
P1	RPD value not applicable for sample concentrations less than 5 times the reporting limit.



# GLOSSARY OF TERMS

Qualifier	Description
V	The sample concentration is too high to evaluate accurate spike recoveries.

<sup>1</sup> Cp

<sup>2</sup> Tc

<sup>3</sup> Ss

<sup>4</sup> Cn

<sup>5</sup> Sr

<sup>6</sup> Qc

<sup>7</sup> Gl

<sup>8</sup> Al

<sup>9</sup> Sc

# ACCREDITATIONS & LOCATIONS

## Pace Analytical National 12065 Lebanon Rd Mount Juliet, TN 37122

Alabama	40660	Nebraska	NE-OS-15-05
Alaska	17-026	Nevada	TN000032021-1
Arizona	AZ0612	New Hampshire	2975
Arkansas	88-0469	New Jersey–NELAP	TN002
California	2932	New Mexico <sup>1</sup>	TN00003
Colorado	TN00003	New York	11742
Connecticut	PH-0197	North Carolina	Env375
Florida	E87487	North Carolina <sup>1</sup>	DW21704
Georgia	NELAP	North Carolina <sup>3</sup>	41
Georgia <sup>1</sup>	923	North Dakota	R-140
Idaho	TN00003	Ohio–VAP	CL0069
Illinois	200008	Oklahoma	9915
Indiana	C-TN-01	Oregon	TN200002
Iowa	364	Pennsylvania	68-02979
Kansas	E-10277	Rhode Island	LA000356
Kentucky <sup>1,6</sup>	KY90010	South Carolina	84004002
Kentucky <sup>2</sup>	16	South Dakota	n/a
Louisiana	AI30792	Tennessee <sup>1,4</sup>	2006
Louisiana	LA018	Texas	T104704245-20-18
Maine	TN00003	Texas <sup>5</sup>	LAB0152
Maryland	324	Utah	TN000032021-11
Massachusetts	M-TN003	Vermont	VT2006
Michigan	9958	Virginia	110033
Minnesota	047-999-395	Washington	C847
Mississippi	TN00003	West Virginia	233
Missouri	340	Wisconsin	998093910
Montana	CERT0086	Wyoming	A2LA
A2LA – ISO 17025	1461.01	AIHA-LAP,LLC EMLAP	100789
A2LA – ISO 17025 <sup>5</sup>	1461.02	DOD	1461.01
Canada	1461.01	USDA	P330-15-00234
EPA–Crypto	TN00003		

<sup>1</sup> Drinking Water <sup>2</sup> Underground Storage Tanks <sup>3</sup> Aquatic Toxicity <sup>4</sup> Chemical/Microbiological <sup>5</sup> Mold <sup>6</sup> Wastewater n/a Accreditation not applicable

\* Not all certifications held by the laboratory are applicable to the results reported in the attached report.

\* Accreditation is only applicable to the test methods specified on each scope of accreditation held by Pace Analytical.

<sup>1</sup> Cp

<sup>2</sup> Tc

<sup>3</sup> Ss

<sup>4</sup> Cn

<sup>5</sup> Sr

<sup>6</sup> Qc

<sup>7</sup> Gl

<sup>8</sup> Al

<sup>9</sup> Sc

