

Terra Energy Partners

Sample Delivery Group: L1942068
Samples Received: 02/06/2026
Project Number: 12" LINE LEAK-CONF.
Description: TEP-GV 5-33-12" Line Leak-Exc. Conf.
Site: GV 5-33
Report To: Mike Gardner & Kris Rowe
1058 County Road 215
Parachute, CO 81635

Entire Report Reviewed By:



Chris Ward
Project Manager

Results relate only to the items tested or calibrated and are reported as rounded values. This test report shall not be reproduced, except in full, without written approval of the laboratory. Where applicable, sampling conducted by Pace Analytical National is performed per guidance provided in laboratory standard operating procedures ENV-SOP-MTJL-0067 and ENV-SOP-MTJL-0068. Where sampling conducted by the customer, results relate to the accuracy of the information provided, and as the samples are received.

Pace Analytical National

12065 Lebanon Rd Mount Juliet, TN 37122 615-758-5858 800-767-5859 mydata.pacelabs.com

TABLE OF CONTENTS

Cp: Cover Page	1
Tc: Table of Contents	2
Ss: Sample Summary	3
Cn: Case Narrative	6
Sr: Sample Results	7
SP 5-HILLSIDE (DG 3) L1942068-01	7
SP 7-WEST CULVERT L1942068-02	9
SP 1-TRENCH BOTTOM L1942068-03	11
SP-2 TRENCH SIDE WALL (N) L1942068-04	13
SP-3 HILLSIDE (DG 1) L1942068-05	15
SP-4 HILLSIDE (DG 2) L1942068-06	17
SP-6 HILLSIDE (DG 4) L1942068-07	19
SP 8-EAST CULVERT L1942068-08	21
Qc: Quality Control Summary	23
Total Solids by Method 2540 G-2011	23
Wet Chemistry by Method 7199	25
Wet Chemistry by Method 9045D (S-1.10)	29
Wet Chemistry by Method 9050AMod (S-1.20)	31
Metals (ICP) by Method 6010D (S-7.10)	33
Metals (ICPMS) by Method 6020B	34
Volatile Organic Compounds (GC) by Method 8015D	38
Volatile Organic Compounds (GC/MS) by Method 8260D	39
Semi-Volatile Organic Compounds (GC) by Method 8015M	42
Semi Volatile Organic Compounds (GC/MS) by Method 8270E-SIM	43
Gl: Glossary of Terms	47
Al: Accreditations & Locations	48
Sc: Sample Chain of Custody	49

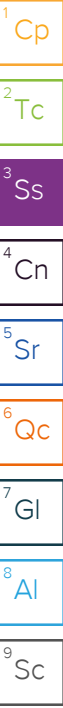


SAMPLE SUMMARY

SP 5-HILLSIDE (DG 3) L1942068-01

Collected by: Kris Rowe
 Collected date/time: 02/04/26 14:10
 Received date/time: 02/06/26 08:30

Method	Batch	Dilution	Preparation date/time	Analysis date/time	Analyst	Location
Calculated Results	WG2691244	1	02/12/26 14:05	02/12/26 14:05	NMM	Mt. Juliet, TN
Total Solids by Method 2540 G-2011	WG2689910	1	02/10/26 04:43	02/10/26 04:49	CMB	Mt. Juliet, TN
Wet Chemistry by Method 7199	WG2689947	1	02/09/26 08:21	02/11/26 19:32	EKB	Mt. Juliet, TN
Wet Chemistry by Method 9045D (S-1.10)	WG2692146	1	02/12/26 04:00	02/12/26 08:35	SGG	Mt. Juliet, TN
Wet Chemistry by Method 9050AMod (S-1.20)	WG2692153	1	02/12/26 07:55	02/12/26 11:34	AL	Mt. Juliet, TN
Metals (ICP) by Method 6010D (S-7.10)	WG2691250	1	02/11/26 13:28	02/11/26 15:40	UNP	Mt. Juliet, TN
Metals (ICPMS) by Method 6020B	WG2689626	1.04	02/09/26 16:54	02/10/26 11:18	KHT	Mt. Juliet, TN
Volatile Organic Compounds (GC) by Method 8015D	WG2691136	25	02/08/26 15:40	02/11/26 16:19	AEB	Mt. Juliet, TN
Volatile Organic Compounds (GC/MS) by Method 8260D	WG2689780	1	02/08/26 15:40	02/09/26 01:09	WHS	Mt. Juliet, TN
Semi-Volatile Organic Compounds (GC) by Method 8015M	WG2689816	1	02/09/26 15:24	02/09/26 21:54	GTW	Mt. Juliet, TN
Semi Volatile Organic Compounds (GC/MS) by Method 8270E-SIM	WG2689835	1	02/10/26 14:18	02/11/26 08:40	DMG	Mt. Juliet, TN



SP 7-WEST CULVERT L1942068-02

Collected by: Kris Rowe
 Collected date/time: 02/04/26 14:30
 Received date/time: 02/06/26 08:30

Method	Batch	Dilution	Preparation date/time	Analysis date/time	Analyst	Location
Calculated Results	WG2691244	1	02/12/26 14:13	02/12/26 14:13	NMM	Mt. Juliet, TN
Total Solids by Method 2540 G-2011	WG2689910	1	02/10/26 04:43	02/10/26 04:49	CMB	Mt. Juliet, TN
Wet Chemistry by Method 7199	WG2689947	1	02/09/26 08:21	02/11/26 19:54	EKB	Mt. Juliet, TN
Wet Chemistry by Method 9045D (S-1.10)	WG2692146	1	02/12/26 04:00	02/12/26 08:35	SGG	Mt. Juliet, TN
Wet Chemistry by Method 9050AMod (S-1.20)	WG2692153	1	02/12/26 07:55	02/12/26 11:34	AL	Mt. Juliet, TN
Metals (ICP) by Method 6010D (S-7.10)	WG2691250	1	02/11/26 13:28	02/11/26 15:43	UNP	Mt. Juliet, TN
Metals (ICPMS) by Method 6020B	WG2689626	1.02	02/09/26 16:54	02/10/26 11:21	KHT	Mt. Juliet, TN
Volatile Organic Compounds (GC) by Method 8015D	WG2691136	25	02/08/26 15:40	02/11/26 16:38	AEB	Mt. Juliet, TN
Volatile Organic Compounds (GC/MS) by Method 8260D	WG2689780	1	02/08/26 15:40	02/09/26 01:28	WHS	Mt. Juliet, TN
Semi-Volatile Organic Compounds (GC) by Method 8015M	WG2689816	1	02/09/26 15:24	02/09/26 21:25	GTW	Mt. Juliet, TN
Semi Volatile Organic Compounds (GC/MS) by Method 8270E-SIM	WG2689835	1	02/10/26 14:18	02/11/26 07:31	DMG	Mt. Juliet, TN

SP 1-TRENCH BOTTOM L1942068-03

Collected by: Kris Rowe
 Collected date/time: 02/04/26 13:00
 Received date/time: 02/07/26 09:00

Method	Batch	Dilution	Preparation date/time	Analysis date/time	Analyst	Location
Calculated Results	WG2691244	1	02/12/26 14:15	02/12/26 14:15	NMM	Mt. Juliet, TN
Total Solids by Method 2540 G-2011	WG2689911	1	02/10/26 09:45	02/10/26 09:56	CMB	Mt. Juliet, TN
Wet Chemistry by Method 7199	WG2690449	1	02/09/26 22:15	02/12/26 15:59	EKB	Mt. Juliet, TN
Wet Chemistry by Method 9045D (S-1.10)	WG2692146	1	02/12/26 04:00	02/12/26 08:35	SGG	Mt. Juliet, TN
Wet Chemistry by Method 9050AMod (S-1.20)	WG2692153	1	02/12/26 07:55	02/12/26 11:34	AL	Mt. Juliet, TN
Metals (ICP) by Method 6010D (S-7.10)	WG2691250	1	02/11/26 13:28	02/11/26 15:52	UNP	Mt. Juliet, TN
Metals (ICPMS) by Method 6020B	WG2689625	1	02/08/26 15:33	02/09/26 01:28	JDB	Mt. Juliet, TN
Volatile Organic Compounds (GC) by Method 8015D	WG2691136	25	02/09/26 10:06	02/11/26 16:58	AEB	Mt. Juliet, TN
Volatile Organic Compounds (GC/MS) by Method 8260D	WG2690301	1	02/09/26 10:06	02/09/26 16:53	JAH	Mt. Juliet, TN
Semi-Volatile Organic Compounds (GC) by Method 8015M	WG2689816	1	02/09/26 15:24	02/09/26 19:55	GTW	Mt. Juliet, TN
Semi Volatile Organic Compounds (GC/MS) by Method 8270E-SIM	WG2689835	1	02/10/26 14:18	02/11/26 07:48	DMG	Mt. Juliet, TN

SP-2 TRENCH SIDE WALL (N) L1942068-04

Collected by: Kris Rowe
 Collected date/time: 02/04/26 13:15
 Received date/time: 02/07/26 09:00

Method	Batch	Dilution	Preparation date/time	Analysis date/time	Analyst	Location
Calculated Results	WG2691244	1	02/12/26 14:18	02/12/26 14:18	NMM	Mt. Juliet, TN
Total Solids by Method 2540 G-2011	WG2689911	1	02/10/26 09:45	02/10/26 09:56	CMB	Mt. Juliet, TN
Wet Chemistry by Method 7199	WG2690449	1	02/09/26 22:15	02/11/26 20:09	EKB	Mt. Juliet, TN
Wet Chemistry by Method 9045D (S-1.10)	WG2692146	1	02/12/26 04:00	02/12/26 08:35	SGG	Mt. Juliet, TN
Wet Chemistry by Method 9050AMod (S-1.20)	WG2692153	1	02/12/26 07:55	02/12/26 11:34	AL	Mt. Juliet, TN

SAMPLE SUMMARY

SP-2 TRENCH SIDE WALL (N) L1942068-04

Collected by: Kris Rowe
 Collected date/time: 02/04/26 13:15
 Received date/time: 02/07/26 09:00

Method	Batch	Dilution	Preparation date/time	Analysis date/time	Analyst	Location
Metals (ICP) by Method 6010D (S-7.10)	WG2691250	1	02/11/26 13:28	02/11/26 15:55	UNP	Mt. Juliet, TN
Metals (ICPMS) by Method 6020B	WG2689625	1	02/08/26 15:33	02/09/26 01:31	JDB	Mt. Juliet, TN
Volatile Organic Compounds (GC) by Method 8015D	WG2691136	25	02/09/26 10:06	02/11/26 17:17	AEB	Mt. Juliet, TN
Volatile Organic Compounds (GC/MS) by Method 8260D	WG2690301	1	02/09/26 10:06	02/09/26 17:12	JAH	Mt. Juliet, TN
Semi-Volatile Organic Compounds (GC) by Method 8015M	WG2689816	1	02/09/26 15:24	02/09/26 20:09	GTW	Mt. Juliet, TN
Semi Volatile Organic Compounds (GC/MS) by Method 8270E-SIM	WG2689835	1	02/10/26 14:18	02/11/26 08:05	DMG	Mt. Juliet, TN



SP-3 HILLSIDE (DG 1) L1942068-05

Collected by: Kris Rowe
 Collected date/time: 02/04/26 13:40
 Received date/time: 02/07/26 09:00

Method	Batch	Dilution	Preparation date/time	Analysis date/time	Analyst	Location
Calculated Results	WG2691244	1	02/12/26 14:20	02/12/26 14:20	NMM	Mt. Juliet, TN
Total Solids by Method 2540 G-2011	WG2689911	1	02/10/26 09:45	02/10/26 09:56	CMB	Mt. Juliet, TN
Wet Chemistry by Method 7199	WG2690449	1	02/09/26 22:15	02/11/26 20:22	EKB	Mt. Juliet, TN
Wet Chemistry by Method 9045D (S-1.10)	WG2692146	1	02/12/26 04:00	02/12/26 08:35	SGG	Mt. Juliet, TN
Wet Chemistry by Method 9050AMod (S-1.20)	WG2692153	1	02/12/26 07:55	02/12/26 11:34	AL	Mt. Juliet, TN
Metals (ICP) by Method 6010D (S-7.10)	WG2691250	1	02/11/26 13:28	02/11/26 15:58	UNP	Mt. Juliet, TN
Metals (ICPMS) by Method 6020B	WG2689617	1.09	02/08/26 16:00	02/08/26 23:41	SJM	Mt. Juliet, TN
Volatile Organic Compounds (GC) by Method 8015D	WG2691136	25	02/09/26 10:06	02/11/26 17:36	AEB	Mt. Juliet, TN
Volatile Organic Compounds (GC/MS) by Method 8260D	WG2690301	1	02/09/26 10:06	02/09/26 17:31	JAH	Mt. Juliet, TN
Semi-Volatile Organic Compounds (GC) by Method 8015M	WG2689816	1	02/09/26 15:24	02/09/26 21:38	GTW	Mt. Juliet, TN
Semi Volatile Organic Compounds (GC/MS) by Method 8270E-SIM	WG2689835	1	02/10/26 14:18	02/11/26 08:23	DMG	Mt. Juliet, TN

SP-4 HILLSIDE (DG 2) L1942068-06

Collected by: Kris Rowe
 Collected date/time: 02/04/26 13:55
 Received date/time: 02/07/26 09:00

Method	Batch	Dilution	Preparation date/time	Analysis date/time	Analyst	Location
Calculated Results	WG2691244	1	02/12/26 14:23	02/12/26 14:23	NMM	Mt. Juliet, TN
Total Solids by Method 2540 G-2011	WG2689911	1	02/10/26 09:45	02/10/26 09:56	CMB	Mt. Juliet, TN
Wet Chemistry by Method 7199	WG2690449	1	02/09/26 22:15	02/11/26 20:47	EKB	Mt. Juliet, TN
Wet Chemistry by Method 9045D (S-1.10)	WG2692146	1	02/12/26 04:00	02/12/26 08:35	SGG	Mt. Juliet, TN
Wet Chemistry by Method 9050AMod (S-1.20)	WG2692153	1	02/12/26 07:55	02/12/26 11:34	AL	Mt. Juliet, TN
Metals (ICP) by Method 6010D (S-7.10)	WG2691250	1	02/11/26 13:28	02/11/26 16:02	UNP	Mt. Juliet, TN
Metals (ICPMS) by Method 6020B	WG2689625	1	02/08/26 15:33	02/09/26 01:34	JDB	Mt. Juliet, TN
Volatile Organic Compounds (GC) by Method 8015D	WG2691136	25	02/09/26 10:06	02/11/26 17:56	AEB	Mt. Juliet, TN
Volatile Organic Compounds (GC/MS) by Method 8260D	WG2690301	1	02/09/26 10:06	02/09/26 17:50	JAH	Mt. Juliet, TN
Semi-Volatile Organic Compounds (GC) by Method 8015M	WG2689816	1	02/09/26 15:24	02/09/26 20:58	GTW	Mt. Juliet, TN
Semi Volatile Organic Compounds (GC/MS) by Method 8270E-SIM	WG2690211	1	02/10/26 06:13	02/10/26 10:22	DMG	Mt. Juliet, TN

SP-6 HILLSIDE (DG 4) L1942068-07

Collected by: Kris Rowe
 Collected date/time: 02/04/26 14:20
 Received date/time: 02/07/26 09:00

Method	Batch	Dilution	Preparation date/time	Analysis date/time	Analyst	Location
Calculated Results	WG2691244	1	02/12/26 14:25	02/12/26 14:25	NMM	Mt. Juliet, TN
Total Solids by Method 2540 G-2011	WG2689911	1	02/10/26 09:45	02/10/26 09:56	CMB	Mt. Juliet, TN
Wet Chemistry by Method 7199	WG2690449	1	02/09/26 22:15	02/11/26 20:59	EKB	Mt. Juliet, TN
Wet Chemistry by Method 9045D (S-1.10)	WG2692146	1	02/12/26 04:00	02/12/26 08:35	SGG	Mt. Juliet, TN
Wet Chemistry by Method 9050AMod (S-1.20)	WG2692153	1	02/12/26 07:55	02/12/26 11:34	AL	Mt. Juliet, TN
Metals (ICP) by Method 6010D (S-7.10)	WG2691250	1	02/11/26 13:28	02/11/26 16:05	UNP	Mt. Juliet, TN
Metals (ICPMS) by Method 6020B	WG2689625	1.04	02/08/26 15:33	02/09/26 01:44	JDB	Mt. Juliet, TN
Volatile Organic Compounds (GC) by Method 8015D	WG2691136	25	02/09/26 10:06	02/11/26 18:21	AEB	Mt. Juliet, TN
Volatile Organic Compounds (GC/MS) by Method 8260D	WG2690301	1	02/09/26 10:06	02/09/26 18:09	JAH	Mt. Juliet, TN
Semi-Volatile Organic Compounds (GC) by Method 8015M	WG2689816	1	02/09/26 15:24	02/09/26 21:11	GTW	Mt. Juliet, TN

SAMPLE SUMMARY

SP-6 HILLSIDE (DG 4) L1942068-07

Collected by: Kris Rowe
 Collected date/time: 02/04/26 14:20
 Received date/time: 02/07/26 09:00

Method	Batch	Dilution	Preparation date/time	Analysis date/time	Analyst	Location
Semi Volatile Organic Compounds (GC/MS) by Method 8270E-SIM	WG2690211	1	02/10/26 06:13	02/10/26 10:40	DMG	Mt. Juliet, TN

SP 8-EAST CULVERT L1942068-08

Collected by: Kris Rowe
 Collected date/time: 02/04/26 14:45
 Received date/time: 02/07/26 09:00

Method	Batch	Dilution	Preparation date/time	Analysis date/time	Analyst	Location
Calculated Results	WG2691244	1	02/12/26 14:28	02/12/26 14:28	NMM	Mt. Juliet, TN
Total Solids by Method 2540 G-2011	WG2689911	1	02/10/26 09:45	02/10/26 09:56	CMB	Mt. Juliet, TN
Wet Chemistry by Method 7199	WG2690449	1	02/09/26 22:15	02/11/26 22:27	EKB	Mt. Juliet, TN
Wet Chemistry by Method 9045D (S-1.10)	WG2692148	1	02/12/26 04:00	02/12/26 08:22	BDP	Mt. Juliet, TN
Wet Chemistry by Method 9050AMod (S-1.20)	WG2692151	1	02/12/26 04:00	02/12/26 11:42	BDP	Mt. Juliet, TN
Metals (ICP) by Method 6010D (S-7.10)	WG2691250	1	02/11/26 13:28	02/11/26 16:08	UNP	Mt. Juliet, TN
Metals (ICPMS) by Method 6020B	WG2689625	1	02/08/26 15:33	02/09/26 01:47	JDB	Mt. Juliet, TN
Volatile Organic Compounds (GC) by Method 8015D	WG2691136	25	02/09/26 10:06	02/11/26 18:44	AEB	Mt. Juliet, TN
Volatile Organic Compounds (GC/MS) by Method 8260D	WG2690301	1	02/09/26 10:06	02/09/26 18:28	JAH	Mt. Juliet, TN
Semi-Volatile Organic Compounds (GC) by Method 8015M	WG2689816	1	02/09/26 15:24	02/09/26 22:35	GTW	Mt. Juliet, TN
Semi Volatile Organic Compounds (GC/MS) by Method 8270E-SIM	WG2690211	1	02/10/26 06:13	02/10/26 10:58	DMG	Mt. Juliet, TN

1 Cp

2 Tc

3 Ss

4 Cn

5 Sr

6 Qc

7 Gl

8 Al

9 Sc

CASE NARRATIVE

All sample aliquots were received at the correct temperature, in the proper containers, with the appropriate preservatives, and within method specified holding times, unless qualified or notated within the report. Where applicable, all MDL (LOD) and RDL (LOQ) values reported for environmental samples have been corrected for the dilution factor used in the analysis. All Method and Batch Quality Control are within established criteria except where addressed in this case narrative, a non-conformance form or properly qualified within the sample results. By my digital signature below, I affirm to the best of my knowledge, all problems/anomalies observed by the laboratory as having the potential to affect the quality of the data have been identified by the laboratory, and no information or data have been knowingly withheld that would affect the quality of the data.

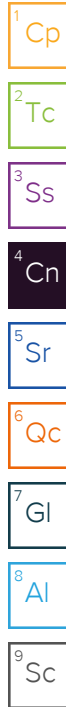


Chris Ward
Project Manager

Sample Delivery Group (SDG) Narrative

Samples for VOC analysis were received in bulk containers. Preservation for method 5035 was not performed within 48 hours of collection.

<u>Lab Sample ID</u>	<u>Project Sample ID</u>	<u>Method</u>
L1942068-01	SP 5-HILLSIDE (DG 3)	8260D, 8015D
L1942068-02	SP 7-WEST CULVERT	8260D, 8015D
L1942068-03	SP 1-TRENCH BOTTOM	8260D, 8015D
L1942068-04	SP-2 TRENCH SIDE WALL (N)	8260D, 8015D
L1942068-05	SP-3 HILLSIDE (DG 1)	8260D, 8015D
L1942068-06	SP-4 HILLSIDE (DG 2)	8260D, 8015D
L1942068-07	SP-6 HILLSIDE (DG 4)	8260D, 8015D
L1942068-08	SP 8-EAST CULVERT	8260D, 8015D



Calculated Results

Analyte	Result	Qualifier	Dilution	Analysis date / time	Batch
Sodium Adsorption Ratio	0.249		1	02/12/2026 14:05	WG2691244

Total Solids by Method 2540 G-2011

Analyte	Result %	Qualifier	Dilution	Analysis date / time	Batch
Total Solids	86.0		1	02/10/2026 04:49	WG2689910

Wet Chemistry by Method 7199

Analyte	Result (dry) mg/kg	Qualifier	RDL (dry) mg/kg	Dilution	Analysis date / time	Batch
Hexavalent Chromium	ND		0.233	1	02/11/2026 19:32	WG2689947

Wet Chemistry by Method 9045D (S-1.10)

Analyte	Result su	Qualifier	Dilution	Analysis date / time	Batch
pH	7.80		1	02/12/2026 08:35	WG2692146

Sample Narrative:

L1942068-01 WG2692146: 7.8 at 19.7C

Wet Chemistry by Method 9050AMod (S-1.20)

Analyte	Result	Units	Qualifier	RDL	Dilution	Analysis date / time	Batch
Specific Conductance	0.391	mmhos/cm		0.0100	1	02/12/2026 11:34	WG2692153

Sample Narrative:

L1942068-01 WG2692153: at 25C

Metals (ICP) by Method 6010D (S-7.10)

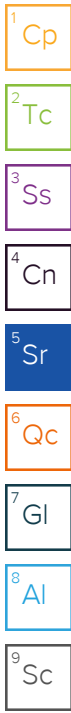
Analyte	Result mg/l	Qualifier	RDL mg/l	Dilution	Analysis date / time	Batch
Hot Water Sol. Boron	ND		0.100	1	02/11/2026 15:40	WG2691250

Metals (ICPMS) by Method 6020B

Analyte	Result (dry) mg/kg	Qualifier	RDL (dry) mg/kg	Dilution	Analysis date / time	Batch
Arsenic	5.51		0.121	1.04	02/10/2026 11:18	WG2689626
Barium	424		12.1	1.04	02/10/2026 11:18	WG2689626
Cadmium	0.690		0.121	1.04	02/10/2026 11:18	WG2689626
Copper	25.4		12.1	1.04	02/10/2026 11:18	WG2689626
Lead	17.2		12.1	1.04	02/10/2026 11:18	WG2689626
Nickel	25.4		12.1	1.04	02/10/2026 11:18	WG2689626
Selenium	1.10		0.121	1.04	02/10/2026 11:18	WG2689626
Silver	ND		0.605	1.04	02/10/2026 11:18	WG2689626
Zinc	96.6		60.5	1.04	02/10/2026 11:18	WG2689626

Volatile Organic Compounds (GC) by Method 8015D

Analyte	Result (dry) mg/kg	Qualifier	RDL (dry) mg/kg	Dilution	Analysis date / time	Batch
TPH (GC/FID) Low Fraction	ND		3.32	25	02/11/2026 16:19	WG2691136
(S) a,a,a-Trifluorotoluene(FID)	95.0		77.0-120		02/11/2026 16:19	WG2691136



Volatile Organic Compounds (GC/MS) by Method 8260D

Analyte	Result (dry) mg/kg	Qualifier	RDL (dry) mg/kg	Dilution	Analysis date / time	Batch
Benzene	ND		0.00133	1	02/09/2026 01:09	WG2689780
Ethylbenzene	ND		0.0133	1	02/09/2026 01:09	WG2689780
Toluene	ND		0.0133	1	02/09/2026 01:09	WG2689780
1,2,4-Trimethylbenzene	ND		0.00663	1	02/09/2026 01:09	WG2689780
1,3,5-Trimethylbenzene	ND		0.00663	1	02/09/2026 01:09	WG2689780
Xylenes, Total	ND		0.133	1	02/09/2026 01:09	WG2689780
(S) Toluene-d8	95.3		75.0-131		02/09/2026 01:09	WG2689780
(S) 4-Bromofluorobenzene	108		67.0-138		02/09/2026 01:09	WG2689780
(S) 1,2-Dichloroethane-d4	88.3		70.0-130		02/09/2026 01:09	WG2689780

- 1 Cp
- 2 Tc
- 3 Ss
- 4 Cn
- 5 Sr
- 6 Qc
- 7 Gl
- 8 Al
- 9 Sc

Semi-Volatile Organic Compounds (GC) by Method 8015M

Analyte	Result (dry) mg/kg	Qualifier	RDL (dry) mg/kg	Dilution	Analysis date / time	Batch
C10-C28 Diesel Range	11.2	B J3 J6	4.65	1	02/09/2026 21:54	WG2689816
C28-C36 Motor Oil Range	64.8		4.65	1	02/09/2026 21:54	WG2689816
(S) o-Terphenyl	61.3		18.0-148		02/09/2026 21:54	WG2689816

Semi Volatile Organic Compounds (GC/MS) by Method 8270E-SIM

Analyte	Result (dry) mg/kg	Qualifier	RDL (dry) mg/kg	Dilution	Analysis date / time	Batch
Anthracene	ND		0.0384	1	02/11/2026 08:40	WG2689835
Acenaphthene	ND		0.0384	1	02/11/2026 08:40	WG2689835
Acenaphthylene	ND		0.0384	1	02/11/2026 08:40	WG2689835
Benzo(a)anthracene	ND		0.00698	1	02/11/2026 08:40	WG2689835
Benzo(a)pyrene	ND		0.0384	1	02/11/2026 08:40	WG2689835
Benzo(b)fluoranthene	ND		0.0384	1	02/11/2026 08:40	WG2689835
Benzo(g,h,i)perylene	ND		0.0384	1	02/11/2026 08:40	WG2689835
Benzo(k)fluoranthene	ND		0.0384	1	02/11/2026 08:40	WG2689835
Chrysene	ND		0.0384	1	02/11/2026 08:40	WG2689835
Dibenz(a,h)anthracene	ND		0.0384	1	02/11/2026 08:40	WG2689835
Fluoranthene	ND		0.0384	1	02/11/2026 08:40	WG2689835
Fluorene	ND		0.0384	1	02/11/2026 08:40	WG2689835
Indeno(1,2,3-cd)pyrene	ND		0.0384	1	02/11/2026 08:40	WG2689835
Naphthalene	0.00373		0.00349	1	02/11/2026 08:40	WG2689835
Phenanthrene	ND		0.0384	1	02/11/2026 08:40	WG2689835
Pyrene	ND		0.0384	1	02/11/2026 08:40	WG2689835
1-Methylnaphthalene	ND		0.0140	1	02/11/2026 08:40	WG2689835
2-Methylnaphthalene	ND		0.0140	1	02/11/2026 08:40	WG2689835
(S) p-Terphenyl-d14	80.9		23.0-120		02/11/2026 08:40	WG2689835
(S) 2-Fluorobiphenyl	83.7		34.0-125		02/11/2026 08:40	WG2689835
(S) 2-Methylnaphthalene-d10	97.8		50.0-150		02/11/2026 08:40	WG2689835

SP 7-WEST CULVERT

Collected date/time: 02/04/26 14:30

SAMPLE RESULTS - 02

L1942068

Calculated Results

Analyte	Result	Qualifier	Dilution	Analysis date / time	Batch
Sodium Adsorption Ratio	0.635		1	02/12/2026 14:13	WG2691244

Total Solids by Method 2540 G-2011

Analyte	Result %	Qualifier	Dilution	Analysis date / time	Batch
Total Solids	90.2		1	02/10/2026 04:49	WG2689910

Wet Chemistry by Method 7199

Analyte	Result (dry) mg/kg	Qualifier	RDL (dry) mg/kg	Dilution	Analysis date / time	Batch
Hexavalent Chromium	ND		0.222	1	02/11/2026 19:54	WG2689947

Wet Chemistry by Method 9045D (S-1.10)

Analyte	Result su	Qualifier	Dilution	Analysis date / time	Batch
pH	8.36		1	02/12/2026 08:35	WG2692146

Sample Narrative:

L1942068-02 WG2692146: 8.36 at 20.1C

Wet Chemistry by Method 9050AMod (S-1.20)

Analyte	Result	Units	Qualifier	RDL	Dilution	Analysis date / time	Batch
Specific Conductance	0.236	mmhos/cm		0.0100	1	02/12/2026 11:34	WG2692153

Sample Narrative:

L1942068-02 WG2692153: at 25C

Metals (ICP) by Method 6010D (S-7.10)

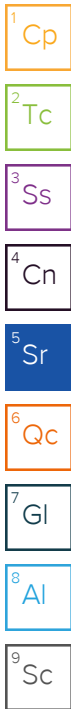
Analyte	Result mg/l	Qualifier	RDL mg/l	Dilution	Analysis date / time	Batch
Hot Water Sol. Boron	ND		0.100	1	02/11/2026 15:43	WG2691250

Metals (ICPMS) by Method 6020B

Analyte	Result (dry) mg/kg	Qualifier	RDL (dry) mg/kg	Dilution	Analysis date / time	Batch
Arsenic	5.63		0.113	1.02	02/10/2026 11:21	WG2689626
Barium	357		11.3	1.02	02/10/2026 11:21	WG2689626
Cadmium	0.590		0.113	1.02	02/10/2026 11:21	WG2689626
Copper	20.3		11.3	1.02	02/10/2026 11:21	WG2689626
Lead	14.5		11.3	1.02	02/10/2026 11:21	WG2689626
Nickel	23.9		11.3	1.02	02/10/2026 11:21	WG2689626
Selenium	0.751		0.113	1.02	02/10/2026 11:21	WG2689626
Silver	ND		0.566	1.02	02/10/2026 11:21	WG2689626
Zinc	81.0		56.6	1.02	02/10/2026 11:21	WG2689626

Volatile Organic Compounds (GC) by Method 8015D

Analyte	Result (dry) mg/kg	Qualifier	RDL (dry) mg/kg	Dilution	Analysis date / time	Batch
TPH (GC/FID) Low Fraction	ND		3.04	25	02/11/2026 16:38	WG2691136
(S) a,a,a-Trifluorotoluene(FID)	95.7		77.0-120		02/11/2026 16:38	WG2691136



SP 7-WEST CULVERT

Collected date/time: 02/04/26 14:30

SAMPLE RESULTS - 02

L1942068

Volatile Organic Compounds (GC/MS) by Method 8260D

Analyte	Result (dry) mg/kg	Qualifier	RDL (dry) mg/kg	Dilution	Analysis date / time	Batch
Benzene	ND		0.00122	1	02/09/2026 01:28	WG2689780
Ethylbenzene	ND		0.0122	1	02/09/2026 01:28	WG2689780
Toluene	ND		0.0122	1	02/09/2026 01:28	WG2689780
1,2,4-Trimethylbenzene	ND		0.00609	1	02/09/2026 01:28	WG2689780
1,3,5-Trimethylbenzene	ND		0.00609	1	02/09/2026 01:28	WG2689780
Xylenes, Total	ND		0.122	1	02/09/2026 01:28	WG2689780
(S) Toluene-d8	93.1		75.0-131		02/09/2026 01:28	WG2689780
(S) 4-Bromofluorobenzene	106		67.0-138		02/09/2026 01:28	WG2689780
(S) 1,2-Dichloroethane-d4	93.2		70.0-130		02/09/2026 01:28	WG2689780

1 Cp
2 Tc
3 Ss
4 Cn
5 Sr
6 Qc
7 Gl
8 Al
9 Sc

Semi-Volatile Organic Compounds (GC) by Method 8015M

Analyte	Result (dry) mg/kg	Qualifier	RDL (dry) mg/kg	Dilution	Analysis date / time	Batch
C10-C28 Diesel Range	8.83	<u>B</u>	4.44	1	02/09/2026 21:25	WG2689816
C28-C36 Motor Oil Range	22.4	<u>B</u>	4.44	1	02/09/2026 21:25	WG2689816
(S) o-Terphenyl	64.6		18.0-148		02/09/2026 21:25	WG2689816

Semi Volatile Organic Compounds (GC/MS) by Method 8270E-SIM

Analyte	Result (dry) mg/kg	Qualifier	RDL (dry) mg/kg	Dilution	Analysis date / time	Batch
Anthracene	ND		0.0366	1	02/11/2026 07:31	WG2689835
Acenaphthene	ND		0.0366	1	02/11/2026 07:31	WG2689835
Acenaphthylene	ND		0.0366	1	02/11/2026 07:31	WG2689835
Benzo(a)anthracene	ND		0.00665	1	02/11/2026 07:31	WG2689835
Benzo(a)pyrene	ND		0.0366	1	02/11/2026 07:31	WG2689835
Benzo(b)fluoranthene	ND		0.0366	1	02/11/2026 07:31	WG2689835
Benzo(g,h,i)perylene	ND		0.0366	1	02/11/2026 07:31	WG2689835
Benzo(k)fluoranthene	ND		0.0366	1	02/11/2026 07:31	WG2689835
Chrysene	ND		0.0366	1	02/11/2026 07:31	WG2689835
Dibenz(a,h)anthracene	ND		0.0366	1	02/11/2026 07:31	WG2689835
Fluoranthene	ND		0.0366	1	02/11/2026 07:31	WG2689835
Fluorene	ND		0.0366	1	02/11/2026 07:31	WG2689835
Indeno(1,2,3-cd)pyrene	ND		0.0366	1	02/11/2026 07:31	WG2689835
Naphthalene	ND		0.00333	1	02/11/2026 07:31	WG2689835
Phenanthrene	ND		0.0366	1	02/11/2026 07:31	WG2689835
Pyrene	ND		0.0366	1	02/11/2026 07:31	WG2689835
1-Methylnaphthalene	ND		0.0133	1	02/11/2026 07:31	WG2689835
2-Methylnaphthalene	ND		0.0133	1	02/11/2026 07:31	WG2689835
(S) p-Terphenyl-d14	85.6		23.0-120		02/11/2026 07:31	WG2689835
(S) 2-Fluorobiphenyl	86.6		34.0-125		02/11/2026 07:31	WG2689835
(S) 2-Methylnaphthalene-d10	99.5		50.0-150		02/11/2026 07:31	WG2689835

SP 1-TRENCH BOTTOM

Collected date/time: 02/04/26 13:00

SAMPLE RESULTS - 03

L1942068

Calculated Results

Analyte	Result	Qualifier	Dilution	Analysis date / time	Batch
Sodium Adsorption Ratio	14.6		1	02/12/2026 14:15	WG2691244

Total Solids by Method 2540 G-2011

Analyte	Result %	Qualifier	Dilution	Analysis date / time	Batch
Total Solids	74.8		1	02/10/2026 09:56	WG2689911

Wet Chemistry by Method 7199

Analyte	Result (dry) mg/kg	Qualifier	RDL (dry) mg/kg	Dilution	Analysis date / time	Batch
Hexavalent Chromium	ND		0.267	1	02/12/2026 15:59	WG2690449

Wet Chemistry by Method 9045D (S-1.10)

Analyte	Result su	Qualifier	Dilution	Analysis date / time	Batch
pH	8.08		1	02/12/2026 08:35	WG2692146

Sample Narrative:

L1942068-03 WG2692146: 8.08 at 20.2C

Wet Chemistry by Method 9050AMod (S-1.20)

Analyte	Result	Units	Qualifier	RDL	Dilution	Analysis date / time	Batch
Specific Conductance	9.19	mmhos/cm		0.0100	1	02/12/2026 11:34	WG2692153

Sample Narrative:

L1942068-03 WG2692153: at 25C

Metals (ICP) by Method 6010D (S-7.10)

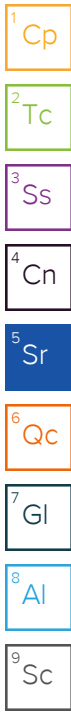
Analyte	Result mg/l	Qualifier	RDL mg/l	Dilution	Analysis date / time	Batch
Hot Water Sol. Boron	ND		0.100	1	02/11/2026 15:52	WG2691250

Metals (ICPMS) by Method 6020B

Analyte	Result (dry) mg/kg	Qualifier	RDL (dry) mg/kg	Dilution	Analysis date / time	Batch
Arsenic	4.80		0.134	1	02/09/2026 01:28	WG2689625
Barium	198		13.4	1	02/09/2026 01:28	WG2689625
Cadmium	0.411		0.134	1	02/09/2026 01:28	WG2689625
Copper	20.8		13.4	1	02/09/2026 01:28	WG2689625
Lead	14.3		13.4	1	02/09/2026 01:28	WG2689625
Nickel	20.2		13.4	1	02/09/2026 01:28	WG2689625
Selenium	1.25		0.134	1	02/09/2026 01:28	WG2689625
Silver	ND		0.668	1	02/09/2026 01:28	WG2689625
Zinc	74.9		66.8	1	02/09/2026 01:28	WG2689625

Volatile Organic Compounds (GC) by Method 8015D

Analyte	Result (dry) mg/kg	Qualifier	RDL (dry) mg/kg	Dilution	Analysis date / time	Batch
TPH (GC/FID) Low Fraction	ND		4.18	25	02/11/2026 16:58	WG2691136
(S) a,a,a-Trifluorotoluene(FID)	94.0		77.0-120		02/11/2026 16:58	WG2691136



SP 1-TRENCH BOTTOM

Collected date/time: 02/04/26 13:00

SAMPLE RESULTS - 03

L1942068

Volatile Organic Compounds (GC/MS) by Method 8260D

Analyte	Result (dry) mg/kg	Qualifier	RDL (dry) mg/kg	Dilution	Analysis date / time	Batch
Benzene	ND		0.00167	1	02/09/2026 16:53	WG2690301
Ethylbenzene	ND		0.0167	1	02/09/2026 16:53	WG2690301
Toluene	ND		0.0167	1	02/09/2026 16:53	WG2690301
1,2,4-Trimethylbenzene	ND		0.00837	1	02/09/2026 16:53	WG2690301
1,3,5-Trimethylbenzene	ND		0.00837	1	02/09/2026 16:53	WG2690301
Xylenes, Total	ND		0.167	1	02/09/2026 16:53	WG2690301
(S) Toluene-d8	101		75.0-131		02/09/2026 16:53	WG2690301
(S) 4-Bromofluorobenzene	97.5		67.0-138		02/09/2026 16:53	WG2690301
(S) 1,2-Dichloroethane-d4	92.9		70.0-130		02/09/2026 16:53	WG2690301

Semi-Volatile Organic Compounds (GC) by Method 8015M

Analyte	Result (dry) mg/kg	Qualifier	RDL (dry) mg/kg	Dilution	Analysis date / time	Batch
C10-C28 Diesel Range	ND		5.34	1	02/09/2026 19:55	WG2689816
C28-C36 Motor Oil Range	6.16	<u>B</u>	5.34	1	02/09/2026 19:55	WG2689816
(S) o-Terphenyl	59.7		18.0-148		02/09/2026 19:55	WG2689816

Semi Volatile Organic Compounds (GC/MS) by Method 8270E-SIM

Analyte	Result (dry) mg/kg	Qualifier	RDL (dry) mg/kg	Dilution	Analysis date / time	Batch
Anthracene	ND		0.0441	1	02/11/2026 07:48	WG2689835
Acenaphthene	ND		0.0441	1	02/11/2026 07:48	WG2689835
Acenaphthylene	ND		0.0441	1	02/11/2026 07:48	WG2689835
Benzo(a)anthracene	ND		0.00802	1	02/11/2026 07:48	WG2689835
Benzo(a)pyrene	ND		0.0441	1	02/11/2026 07:48	WG2689835
Benzo(b)fluoranthene	ND		0.0441	1	02/11/2026 07:48	WG2689835
Benzo(g,h,i)perylene	ND		0.0441	1	02/11/2026 07:48	WG2689835
Benzo(k)fluoranthene	ND		0.0441	1	02/11/2026 07:48	WG2689835
Chrysene	ND		0.0441	1	02/11/2026 07:48	WG2689835
Dibenz(a,h)anthracene	ND		0.0441	1	02/11/2026 07:48	WG2689835
Fluoranthene	ND		0.0441	1	02/11/2026 07:48	WG2689835
Fluorene	ND		0.0441	1	02/11/2026 07:48	WG2689835
Indeno(1,2,3-cd)pyrene	ND		0.0441	1	02/11/2026 07:48	WG2689835
Naphthalene	ND		0.00401	1	02/11/2026 07:48	WG2689835
Phenanthrene	ND		0.0441	1	02/11/2026 07:48	WG2689835
Pyrene	ND		0.0441	1	02/11/2026 07:48	WG2689835
1-Methylnaphthalene	ND		0.0160	1	02/11/2026 07:48	WG2689835
2-Methylnaphthalene	ND		0.0160	1	02/11/2026 07:48	WG2689835
(S) p-Terphenyl-d14	75.9		23.0-120		02/11/2026 07:48	WG2689835
(S) 2-Fluorobiphenyl	70.0		34.0-125		02/11/2026 07:48	WG2689835
(S) 2-Methylnaphthalene-d10	86.1		50.0-150		02/11/2026 07:48	WG2689835

1 Cp

2 Tc

3 Ss

4 Cn

5 Sr

6 Qc

7 Gl

8 Al

9 Sc

Calculated Results

Analyte	Result	Qualifier	Dilution	Analysis date / time	Batch
Sodium Adsorption Ratio	12.0		1	02/12/2026 14:18	WG2691244

Total Solids by Method 2540 G-2011

Analyte	Result %	Qualifier	Dilution	Analysis date / time	Batch
Total Solids	74.1		1	02/10/2026 09:56	WG2689911

Wet Chemistry by Method 7199

Analyte	Result (dry) mg/kg	Qualifier	RDL (dry) mg/kg	Dilution	Analysis date / time	Batch
Hexavalent Chromium	ND		0.270	1	02/11/2026 20:09	WG2690449

Wet Chemistry by Method 9045D (S-1.10)

Analyte	Result su	Qualifier	Dilution	Analysis date / time	Batch
pH	8.04		1	02/12/2026 08:35	WG2692146

Sample Narrative:

L1942068-04 WG2692146: 8.04 at 19.8C

Wet Chemistry by Method 9050AMod (S-1.20)

Analyte	Result	Units	Qualifier	RDL	Dilution	Analysis date / time	Batch
Specific Conductance	8.35	mmhos/cm		0.0100	1	02/12/2026 11:34	WG2692153

Sample Narrative:

L1942068-04 WG2692153: at 25C

Metals (ICP) by Method 6010D (S-7.10)

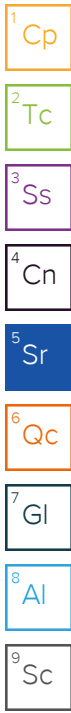
Analyte	Result mg/l	Qualifier	RDL mg/l	Dilution	Analysis date / time	Batch
Hot Water Sol. Boron	ND		0.100	1	02/11/2026 15:55	WG2691250

Metals (ICPMS) by Method 6020B

Analyte	Result (dry) mg/kg	Qualifier	RDL (dry) mg/kg	Dilution	Analysis date / time	Batch
Arsenic	4.49		0.135	1	02/09/2026 01:31	WG2689625
Barium	249		13.5	1	02/09/2026 01:31	WG2689625
Cadmium	0.306		0.135	1	02/09/2026 01:31	WG2689625
Copper	26.0		13.5	1	02/09/2026 01:31	WG2689625
Lead	14.7		13.5	1	02/09/2026 01:31	WG2689625
Nickel	20.2		13.5	1	02/09/2026 01:31	WG2689625
Selenium	0.982		0.135	1	02/09/2026 01:31	WG2689625
Silver	ND		0.675	1	02/09/2026 01:31	WG2689625
Zinc	74.0		67.5	1	02/09/2026 01:31	WG2689625

Volatile Organic Compounds (GC) by Method 8015D

Analyte	Result (dry) mg/kg	Qualifier	RDL (dry) mg/kg	Dilution	Analysis date / time	Batch
TPH (GC/FID) Low Fraction	4.83		4.25	25	02/11/2026 17:17	WG2691136
(S) a, a, a-Trifluorotoluene(FID)	95.3		77.0-120		02/11/2026 17:17	WG2691136



Volatile Organic Compounds (GC/MS) by Method 8260D

Analyte	Result (dry) mg/kg	Qualifier	RDL (dry) mg/kg	Dilution	Analysis date / time	Batch
Benzene	ND		0.00170	1	02/09/2026 17:12	WG2690301
Ethylbenzene	ND		0.0170	1	02/09/2026 17:12	WG2690301
Toluene	ND		0.0170	1	02/09/2026 17:12	WG2690301
1,2,4-Trimethylbenzene	ND		0.00850	1	02/09/2026 17:12	WG2690301
1,3,5-Trimethylbenzene	ND		0.00850	1	02/09/2026 17:12	WG2690301
Xylenes, Total	ND		0.170	1	02/09/2026 17:12	WG2690301
(S) Toluene-d8	99.5		75.0-131		02/09/2026 17:12	WG2690301
(S) 4-Bromofluorobenzene	98.7		67.0-138		02/09/2026 17:12	WG2690301
(S) 1,2-Dichloroethane-d4	95.2		70.0-130		02/09/2026 17:12	WG2690301

- 1 Cp
- 2 Tc
- 3 Ss
- 4 Cn
- 5 Sr
- 6 Qc
- 7 Gl
- 8 Al
- 9 Sc

Semi-Volatile Organic Compounds (GC) by Method 8015M

Analyte	Result (dry) mg/kg	Qualifier	RDL (dry) mg/kg	Dilution	Analysis date / time	Batch
C10-C28 Diesel Range	6.77	<u>B</u>	5.40	1	02/09/2026 20:09	WG2689816
C28-C36 Motor Oil Range	7.45	<u>B</u>	5.40	1	02/09/2026 20:09	WG2689816
(S) o-Terphenyl	52.7		18.0-148		02/09/2026 20:09	WG2689816

Semi Volatile Organic Compounds (GC/MS) by Method 8270E-SIM

Analyte	Result (dry) mg/kg	Qualifier	RDL (dry) mg/kg	Dilution	Analysis date / time	Batch
Anthracene	ND		0.0445	1	02/11/2026 08:05	WG2689835
Acenaphthene	ND		0.0445	1	02/11/2026 08:05	WG2689835
Acenaphthylene	ND		0.0445	1	02/11/2026 08:05	WG2689835
Benzo(a)anthracene	ND		0.00810	1	02/11/2026 08:05	WG2689835
Benzo(a)pyrene	ND		0.0445	1	02/11/2026 08:05	WG2689835
Benzo(b)fluoranthene	ND		0.0445	1	02/11/2026 08:05	WG2689835
Benzo(g,h,i)perylene	ND		0.0445	1	02/11/2026 08:05	WG2689835
Benzo(k)fluoranthene	ND		0.0445	1	02/11/2026 08:05	WG2689835
Chrysene	ND		0.0445	1	02/11/2026 08:05	WG2689835
Dibenz(a,h)anthracene	ND		0.0445	1	02/11/2026 08:05	WG2689835
Fluoranthene	ND		0.0445	1	02/11/2026 08:05	WG2689835
Fluorene	ND		0.0445	1	02/11/2026 08:05	WG2689835
Indeno(1,2,3-cd)pyrene	ND		0.0445	1	02/11/2026 08:05	WG2689835
Naphthalene	ND		0.00405	1	02/11/2026 08:05	WG2689835
Phenanthrene	ND		0.0445	1	02/11/2026 08:05	WG2689835
Pyrene	ND		0.0445	1	02/11/2026 08:05	WG2689835
1-Methylnaphthalene	ND		0.0162	1	02/11/2026 08:05	WG2689835
2-Methylnaphthalene	ND		0.0162	1	02/11/2026 08:05	WG2689835
(S) p-Terphenyl-d14	78.9		23.0-120		02/11/2026 08:05	WG2689835
(S) 2-Fluorobiphenyl	79.2		34.0-125		02/11/2026 08:05	WG2689835
(S) 2-Methylnaphthalene-d10	92.1		50.0-150		02/11/2026 08:05	WG2689835

Calculated Results

Analyte	Result	Qualifier	Dilution	Analysis date / time	Batch
Sodium Adsorption Ratio	0.257		1	02/12/2026 14:20	WG2691244

Total Solids by Method 2540 G-2011

Analyte	Result %	Qualifier	Dilution	Analysis date / time	Batch
Total Solids	82.9		1	02/10/2026 09:56	WG2689911

Wet Chemistry by Method 7199

Analyte	Result (dry) mg/kg	Qualifier	RDL (dry) mg/kg	Dilution	Analysis date / time	Batch
Hexavalent Chromium	ND		0.241	1	02/11/2026 20:22	WG2690449

Wet Chemistry by Method 9045D (S-1.10)

Analyte	Result su	Qualifier	Dilution	Analysis date / time	Batch
pH	7.63		1	02/12/2026 08:35	WG2692146

Sample Narrative:

L1942068-05 WG2692146: 7.63 at 19.7C

Wet Chemistry by Method 9050AMod (S-1.20)

Analyte	Result	Units	Qualifier	RDL	Dilution	Analysis date / time	Batch
Specific Conductance	1.12	mmhos/cm		0.0100	1	02/12/2026 11:34	WG2692153

Sample Narrative:

L1942068-05 WG2692153: at 25C

Metals (ICP) by Method 6010D (S-7.10)

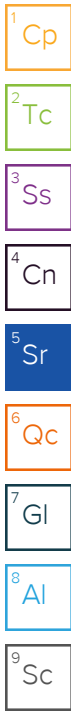
Analyte	Result mg/l	Qualifier	RDL mg/l	Dilution	Analysis date / time	Batch
Hot Water Sol. Boron	ND		0.100	1	02/11/2026 15:58	WG2691250

Metals (ICPMS) by Method 6020B

Analyte	Result (dry) mg/kg	Qualifier	RDL (dry) mg/kg	Dilution	Analysis date / time	Batch
Arsenic	8.40		0.132	1.09	02/08/2026 23:41	WG2689617
Barium	347		13.2	1.09	02/08/2026 23:41	WG2689617
Cadmium	0.617		0.132	1.09	02/08/2026 23:41	WG2689617
Copper	30.8		13.2	1.09	02/08/2026 23:41	WG2689617
Lead	23.2		13.2	1.09	02/08/2026 23:41	WG2689617
Nickel	29.8		13.2	1.09	02/08/2026 23:41	WG2689617
Selenium	1.71		0.132	1.09	02/08/2026 23:41	WG2689617
Silver	ND		0.658	1.09	02/08/2026 23:41	WG2689617
Zinc	110		65.8	1.09	02/08/2026 23:41	WG2689617

Volatile Organic Compounds (GC) by Method 8015D

Analyte	Result (dry) mg/kg	Qualifier	RDL (dry) mg/kg	Dilution	Analysis date / time	Batch
TPH (GC/FID) Low Fraction	ND		3.53	25	02/11/2026 17:36	WG2691136
(S) a, a, a-Trifluorotoluene(FID)	92.8		77.0-120		02/11/2026 17:36	WG2691136



SP-3 HILLSIDE (DG 1)

Collected date/time: 02/04/26 13:40

SAMPLE RESULTS - 05

L1942068

Volatile Organic Compounds (GC/MS) by Method 8260D

Analyte	Result (dry) mg/kg	Qualifier	RDL (dry) mg/kg	Dilution	Analysis date / time	Batch
Benzene	ND		0.00141	1	02/09/2026 17:31	WG2690301
Ethylbenzene	ND		0.0141	1	02/09/2026 17:31	WG2690301
Toluene	ND		0.0141	1	02/09/2026 17:31	WG2690301
1,2,4-Trimethylbenzene	ND		0.00707	1	02/09/2026 17:31	WG2690301
1,3,5-Trimethylbenzene	ND		0.00707	1	02/09/2026 17:31	WG2690301
Xylenes, Total	ND		0.141	1	02/09/2026 17:31	WG2690301
(S) Toluene-d8	100		75.0-131		02/09/2026 17:31	WG2690301
(S) 4-Bromofluorobenzene	99.2		67.0-138		02/09/2026 17:31	WG2690301
(S) 1,2-Dichloroethane-d4	95.3		70.0-130		02/09/2026 17:31	WG2690301

- 1 Cp
- 2 Tc
- 3 Ss
- 4 Cn
- 5 Sr
- 6 Qc
- 7 Gl
- 8 Al
- 9 Sc

Semi-Volatile Organic Compounds (GC) by Method 8015M

Analyte	Result (dry) mg/kg	Qualifier	RDL (dry) mg/kg	Dilution	Analysis date / time	Batch
C10-C28 Diesel Range	6.99	<u>B</u>	4.83	1	02/09/2026 21:38	WG2689816
C28-C36 Motor Oil Range	28.6	<u>B</u>	4.83	1	02/09/2026 21:38	WG2689816
(S) o-Terphenyl	38.4		18.0-148		02/09/2026 21:38	WG2689816

Semi Volatile Organic Compounds (GC/MS) by Method 8270E-SIM

Analyte	Result (dry) mg/kg	Qualifier	RDL (dry) mg/kg	Dilution	Analysis date / time	Batch
Anthracene	ND		0.0398	1	02/11/2026 08:23	WG2689835
Acenaphthene	ND		0.0398	1	02/11/2026 08:23	WG2689835
Acenaphthylene	ND		0.0398	1	02/11/2026 08:23	WG2689835
Benzo(a)anthracene	ND		0.00724	1	02/11/2026 08:23	WG2689835
Benzo(a)pyrene	ND		0.0398	1	02/11/2026 08:23	WG2689835
Benzo(b)fluoranthene	ND		0.0398	1	02/11/2026 08:23	WG2689835
Benzo(g,h,i)perylene	ND		0.0398	1	02/11/2026 08:23	WG2689835
Benzo(k)fluoranthene	ND		0.0398	1	02/11/2026 08:23	WG2689835
Chrysene	ND		0.0398	1	02/11/2026 08:23	WG2689835
Dibenz(a,h)anthracene	ND		0.0398	1	02/11/2026 08:23	WG2689835
Fluoranthene	ND		0.0398	1	02/11/2026 08:23	WG2689835
Fluorene	ND		0.0398	1	02/11/2026 08:23	WG2689835
Indeno(1,2,3-cd)pyrene	ND		0.0398	1	02/11/2026 08:23	WG2689835
Naphthalene	ND		0.00362	1	02/11/2026 08:23	WG2689835
Phenanthrene	ND		0.0398	1	02/11/2026 08:23	WG2689835
Pyrene	ND		0.0398	1	02/11/2026 08:23	WG2689835
1-Methylnaphthalene	ND		0.0145	1	02/11/2026 08:23	WG2689835
2-Methylnaphthalene	ND		0.0145	1	02/11/2026 08:23	WG2689835
(S) p-Terphenyl-d14	55.3		23.0-120		02/11/2026 08:23	WG2689835
(S) 2-Fluorobiphenyl	56.5		34.0-125		02/11/2026 08:23	WG2689835
(S) 2-Methylnaphthalene-d10	68.4		50.0-150		02/11/2026 08:23	WG2689835

Calculated Results

Analyte	Result	Qualifier	Dilution	Analysis date / time	Batch
Sodium Adsorption Ratio	30.7		1	02/12/2026 14:23	WG2691244

Total Solids by Method 2540 G-2011

Analyte	Result %	Qualifier	Dilution	Analysis date / time	Batch
Total Solids	74.3		1	02/10/2026 09:56	WG2689911

Wet Chemistry by Method 7199

Analyte	Result (dry) mg/kg	Qualifier	RDL (dry) mg/kg	Dilution	Analysis date / time	Batch
Hexavalent Chromium	ND		0.269	1	02/11/2026 20:47	WG2690449

Wet Chemistry by Method 9045D (S-1.10)

Analyte	Result su	Qualifier	Dilution	Analysis date / time	Batch
pH	8.26		1	02/12/2026 08:35	WG2692146

Sample Narrative:

L1942068-06 WG2692146: 8.26 at 20.1C

Wet Chemistry by Method 9050AMod (S-1.20)

Analyte	Result	Units	Qualifier	RDL	Dilution	Analysis date / time	Batch
Specific Conductance	13.5	mmhos/cm		0.0100	1	02/12/2026 11:34	WG2692153

Sample Narrative:

L1942068-06 WG2692153: at 25C

Metals (ICP) by Method 6010D (S-7.10)

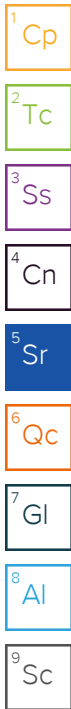
Analyte	Result mg/l	Qualifier	RDL mg/l	Dilution	Analysis date / time	Batch
Hot Water Sol. Boron	ND		0.100	1	02/11/2026 16:02	WG2691250

Metals (ICPMS) by Method 6020B

Analyte	Result (dry) mg/kg	Qualifier	RDL (dry) mg/kg	Dilution	Analysis date / time	Batch
Arsenic	5.84		0.135	1	02/09/2026 01:34	WG2689625
Barium	260		13.5	1	02/09/2026 01:34	WG2689625
Cadmium	0.618		0.135	1	02/09/2026 01:34	WG2689625
Copper	22.4		13.5	1	02/09/2026 01:34	WG2689625
Lead	18.0		13.5	1	02/09/2026 01:34	WG2689625
Nickel	25.9		13.5	1	02/09/2026 01:34	WG2689625
Selenium	1.31		0.135	1	02/09/2026 01:34	WG2689625
Silver	ND		0.673	1	02/09/2026 01:34	WG2689625
Zinc	89.9		67.3	1	02/09/2026 01:34	WG2689625

Volatile Organic Compounds (GC) by Method 8015D

Analyte	Result (dry) mg/kg	Qualifier	RDL (dry) mg/kg	Dilution	Analysis date / time	Batch
TPH (GC/FID) Low Fraction	ND		4.23	25	02/11/2026 17:56	WG2691136
(S) a,a,a-Trifluorotoluene(FID)	94.7		77.0-120		02/11/2026 17:56	WG2691136



SP-4 HILLSIDE (DG 2)

Collected date/time: 02/04/26 13:55

SAMPLE RESULTS - 06

L1942068

Volatile Organic Compounds (GC/MS) by Method 8260D

Analyte	Result (dry) mg/kg	Qualifier	RDL (dry) mg/kg	Dilution	Analysis date / time	Batch
Benzene	ND		0.00169	1	02/09/2026 17:50	WG2690301
Ethylbenzene	ND		0.0169	1	02/09/2026 17:50	WG2690301
Toluene	ND		0.0169	1	02/09/2026 17:50	WG2690301
1,2,4-Trimethylbenzene	ND		0.00846	1	02/09/2026 17:50	WG2690301
1,3,5-Trimethylbenzene	ND		0.00846	1	02/09/2026 17:50	WG2690301
Xylenes, Total	ND		0.169	1	02/09/2026 17:50	WG2690301
(S) Toluene-d8	99.4		75.0-131		02/09/2026 17:50	WG2690301
(S) 4-Bromofluorobenzene	99.2		67.0-138		02/09/2026 17:50	WG2690301
(S) 1,2-Dichloroethane-d4	95.1		70.0-130		02/09/2026 17:50	WG2690301

- 1 Cp
- 2 Tc
- 3 Ss
- 4 Cn
- 5 Sr
- 6 Qc
- 7 Gl
- 8 Al
- 9 Sc

Semi-Volatile Organic Compounds (GC) by Method 8015M

Analyte	Result (dry) mg/kg	Qualifier	RDL (dry) mg/kg	Dilution	Analysis date / time	Batch
C10-C28 Diesel Range	ND		5.38	1	02/09/2026 20:58	WG2689816
C28-C36 Motor Oil Range	10.6	<u>B</u>	5.38	1	02/09/2026 20:58	WG2689816
(S) o-Terphenyl	58.6		18.0-148		02/09/2026 20:58	WG2689816

Semi Volatile Organic Compounds (GC/MS) by Method 8270E-SIM

Analyte	Result (dry) mg/kg	Qualifier	RDL (dry) mg/kg	Dilution	Analysis date / time	Batch
Anthracene	ND		0.0444	1	02/10/2026 10:22	WG2690211
Acenaphthene	ND		0.0444	1	02/10/2026 10:22	WG2690211
Acenaphthylene	ND		0.0444	1	02/10/2026 10:22	WG2690211
Benzo(a)anthracene	ND		0.00807	1	02/10/2026 10:22	WG2690211
Benzo(a)pyrene	ND		0.0444	1	02/10/2026 10:22	WG2690211
Benzo(b)fluoranthene	ND		0.0444	1	02/10/2026 10:22	WG2690211
Benzo(g,h,i)perylene	ND		0.0444	1	02/10/2026 10:22	WG2690211
Benzo(k)fluoranthene	ND		0.0444	1	02/10/2026 10:22	WG2690211
Chrysene	ND		0.0444	1	02/10/2026 10:22	WG2690211
Dibenz(a,h)anthracene	ND		0.0444	1	02/10/2026 10:22	WG2690211
Fluoranthene	ND		0.0444	1	02/10/2026 10:22	WG2690211
Fluorene	ND		0.0444	1	02/10/2026 10:22	WG2690211
Indeno(1,2,3-cd)pyrene	ND		0.0444	1	02/10/2026 10:22	WG2690211
Naphthalene	ND		0.00404	1	02/10/2026 10:22	WG2690211
Phenanthrene	ND		0.0444	1	02/10/2026 10:22	WG2690211
Pyrene	ND		0.0444	1	02/10/2026 10:22	WG2690211
1-Methylnaphthalene	ND		0.0161	1	02/10/2026 10:22	WG2690211
2-Methylnaphthalene	ND		0.0161	1	02/10/2026 10:22	WG2690211
(S) p-Terphenyl-d14	84.4		23.0-120		02/10/2026 10:22	WG2690211
(S) 2-Fluorobiphenyl	87.0		34.0-125		02/10/2026 10:22	WG2690211
(S) 2-Methylnaphthalene-d10	84.1		50.0-150		02/10/2026 10:22	WG2690211

Calculated Results

Analyte	Result	Qualifier	Dilution	Analysis date / time	Batch
Sodium Adsorption Ratio	0.444		1	02/12/2026 14:25	WG2691244

Total Solids by Method 2540 G-2011

Analyte	Result	Qualifier	Dilution	Analysis date / time	Batch
Total Solids	92.3		1	02/10/2026 09:56	WG2689911

Wet Chemistry by Method 7199

Analyte	Result (dry)	Qualifier	RDL (dry)	Dilution	Analysis date / time	Batch
Hexavalent Chromium	ND	J6	0.217	1	02/11/2026 20:59	WG2690449

Wet Chemistry by Method 9045D (S-1.10)

Analyte	Result	Qualifier	Dilution	Analysis date / time	Batch
pH	8.05		1	02/12/2026 08:35	WG2692146

Sample Narrative:

L1942068-07 WG2692146: 8.05 at 20.1C

Wet Chemistry by Method 9050AMod (S-1.20)

Analyte	Result	Units	Qualifier	RDL	Dilution	Analysis date / time	Batch
Specific Conductance	0.321	mmhos/cm		0.0100	1	02/12/2026 11:34	WG2692153

Sample Narrative:

L1942068-07 WG2692153: at 25C

Metals (ICP) by Method 6010D (S-7.10)

Analyte	Result	Qualifier	RDL	Dilution	Analysis date / time	Batch
Hot Water Sol. Boron	ND		0.100	1	02/11/2026 16:05	WG2691250

Metals (ICPMS) by Method 6020B

Analyte	Result (dry)	Qualifier	RDL (dry)	Dilution	Analysis date / time	Batch
Arsenic	6.30		0.113	1.04	02/09/2026 01:44	WG2689625
Barium	286		11.3	1.04	02/09/2026 01:44	WG2689625
Cadmium	1.14		0.113	1.04	02/09/2026 01:44	WG2689625
Copper	14.8		11.3	1.04	02/09/2026 01:44	WG2689625
Lead	11.8		11.3	1.04	02/09/2026 01:44	WG2689625
Nickel	26.1		11.3	1.04	02/09/2026 01:44	WG2689625
Selenium	0.665		0.113	1.04	02/09/2026 01:44	WG2689625
Silver	ND		0.563	1.04	02/09/2026 01:44	WG2689625
Zinc	89.8		56.3	1.04	02/09/2026 01:44	WG2689625

Volatile Organic Compounds (GC) by Method 8015D

Analyte	Result (dry)	Qualifier	RDL (dry)	Dilution	Analysis date / time	Batch
TPH (GC/FID) Low Fraction	ND		2.91	25	02/11/2026 18:21	WG2691136
(S) a, a, a-Trifluorotoluene(FID)	93.2		77.0-120		02/11/2026 18:21	WG2691136



Volatile Organic Compounds (GC/MS) by Method 8260D

Analyte	Result (dry) mg/kg	Qualifier	RDL (dry) mg/kg	Dilution	Analysis date / time	Batch
Benzene	ND		0.00117	1	02/09/2026 18:09	WG2690301
Ethylbenzene	ND		0.0117	1	02/09/2026 18:09	WG2690301
Toluene	ND		0.0117	1	02/09/2026 18:09	WG2690301
1,2,4-Trimethylbenzene	ND		0.00583	1	02/09/2026 18:09	WG2690301
1,3,5-Trimethylbenzene	ND		0.00583	1	02/09/2026 18:09	WG2690301
Xylenes, Total	ND		0.117	1	02/09/2026 18:09	WG2690301
(S) Toluene-d8	101		75.0-131		02/09/2026 18:09	WG2690301
(S) 4-Bromofluorobenzene	97.8		67.0-138		02/09/2026 18:09	WG2690301
(S) 1,2-Dichloroethane-d4	95.8		70.0-130		02/09/2026 18:09	WG2690301

- 1 Cp
- 2 Tc
- 3 Ss
- 4 Cn
- 5 Sr
- 6 Qc
- 7 Gl
- 8 Al
- 9 Sc

Semi-Volatile Organic Compounds (GC) by Method 8015M

Analyte	Result (dry) mg/kg	Qualifier	RDL (dry) mg/kg	Dilution	Analysis date / time	Batch
C10-C28 Diesel Range	7.39	<u>B</u>	4.33	1	02/09/2026 21:11	WG2689816
C28-C36 Motor Oil Range	14.2	<u>B</u>	4.33	1	02/09/2026 21:11	WG2689816
(S) o-Terphenyl	42.4		18.0-148		02/09/2026 21:11	WG2689816

Semi Volatile Organic Compounds (GC/MS) by Method 8270E-SIM

Analyte	Result (dry) mg/kg	Qualifier	RDL (dry) mg/kg	Dilution	Analysis date / time	Batch
Anthracene	ND		0.0357	1	02/10/2026 10:40	WG2690211
Acenaphthene	ND		0.0357	1	02/10/2026 10:40	WG2690211
Acenaphthylene	ND		0.0357	1	02/10/2026 10:40	WG2690211
Benzo(a)anthracene	ND		0.00650	1	02/10/2026 10:40	WG2690211
Benzo(a)pyrene	ND		0.0357	1	02/10/2026 10:40	WG2690211
Benzo(b)fluoranthene	ND		0.0357	1	02/10/2026 10:40	WG2690211
Benzo(g,h,i)perylene	ND		0.0357	1	02/10/2026 10:40	WG2690211
Benzo(k)fluoranthene	ND		0.0357	1	02/10/2026 10:40	WG2690211
Chrysene	ND		0.0357	1	02/10/2026 10:40	WG2690211
Dibenz(a,h)anthracene	ND		0.0357	1	02/10/2026 10:40	WG2690211
Fluoranthene	ND		0.0357	1	02/10/2026 10:40	WG2690211
Fluorene	ND		0.0357	1	02/10/2026 10:40	WG2690211
Indeno(1,2,3-cd)pyrene	ND		0.0357	1	02/10/2026 10:40	WG2690211
Naphthalene	ND		0.00325	1	02/10/2026 10:40	WG2690211
Phenanthrene	ND		0.0357	1	02/10/2026 10:40	WG2690211
Pyrene	ND		0.0357	1	02/10/2026 10:40	WG2690211
1-Methylnaphthalene	ND		0.0130	1	02/10/2026 10:40	WG2690211
2-Methylnaphthalene	ND		0.0130	1	02/10/2026 10:40	WG2690211
(S) p-Terphenyl-d14	76.3		23.0-120		02/10/2026 10:40	WG2690211
(S) 2-Fluorobiphenyl	77.6		34.0-125		02/10/2026 10:40	WG2690211
(S) 2-Methylnaphthalene-d10	74.7		50.0-150		02/10/2026 10:40	WG2690211

SP 8-EAST CULVERT

Collected date/time: 02/04/26 14:45

SAMPLE RESULTS - 08

L1942068

Calculated Results

Analyte	Result	Qualifier	Dilution	Analysis date / time	Batch
Sodium Adsorption Ratio	0.131		1	02/12/2026 14:28	WG2691244

Total Solids by Method 2540 G-2011

Analyte	Result %	Qualifier	Dilution	Analysis date / time	Batch
Total Solids	88.0		1	02/10/2026 09:56	WG2689911

Wet Chemistry by Method 7199

Analyte	Result (dry) mg/kg	Qualifier	RDL (dry) mg/kg	Dilution	Analysis date / time	Batch
Hexavalent Chromium	ND		0.227	1	02/11/2026 22:27	WG2690449

Wet Chemistry by Method 9045D (S-1.10)

Analyte	Result su	Qualifier	Dilution	Analysis date / time	Batch
pH	8.03		1	02/12/2026 08:22	WG2692148

Sample Narrative:

L1942068-08 WG2692148: 8.03 at 20.3C

Wet Chemistry by Method 9050AMod (S-1.20)

Analyte	Result	Units	Qualifier	RDL	Dilution	Analysis date / time	Batch
Specific Conductance	0.317	mmhos/cm		0.0100	1	02/12/2026 11:42	WG2692151

Sample Narrative:

L1942068-08 WG2692151: at 25C

Metals (ICP) by Method 6010D (S-7.10)

Analyte	Result mg/l	Qualifier	RDL mg/l	Dilution	Analysis date / time	Batch
Hot Water Sol. Boron	ND		0.100	1	02/11/2026 16:08	WG2691250

Metals (ICPMS) by Method 6020B

Analyte	Result (dry) mg/kg	Qualifier	RDL (dry) mg/kg	Dilution	Analysis date / time	Batch
Arsenic	8.41		0.114	1	02/09/2026 01:47	WG2689625
Barium	325		11.4	1	02/09/2026 01:47	WG2689625
Cadmium	0.827		0.114	1	02/09/2026 01:47	WG2689625
Copper	21.7		11.4	1	02/09/2026 01:47	WG2689625
Lead	16.3		11.4	1	02/09/2026 01:47	WG2689625
Nickel	22.0		11.4	1	02/09/2026 01:47	WG2689625
Selenium	0.880		0.114	1	02/09/2026 01:47	WG2689625
Silver	ND		0.568	1	02/09/2026 01:47	WG2689625
Zinc	84.9		56.8	1	02/09/2026 01:47	WG2689625

Volatile Organic Compounds (GC) by Method 8015D

Analyte	Result (dry) mg/kg	Qualifier	RDL (dry) mg/kg	Dilution	Analysis date / time	Batch
TPH (GC/FID) Low Fraction	ND		3.18	25	02/11/2026 18:44	WG2691136
(S) a, a, a-Trifluorotoluene(FID)	95.9		77.0-120		02/11/2026 18:44	WG2691136

1 Cp

2 Tc

3 Ss

4 Cn

5 Sr

6 Qc

7 Gl

8 Al

9 Sc

SP 8-EAST CULVERT

Collected date/time: 02/04/26 14:45

SAMPLE RESULTS - 08

L1942068

Volatile Organic Compounds (GC/MS) by Method 8260D

Analyte	Result (dry) mg/kg	Qualifier	RDL (dry) mg/kg	Dilution	Analysis date / time	Batch
Benzene	ND		0.00127	1	02/09/2026 18:28	WG2690301
Ethylbenzene	ND		0.0127	1	02/09/2026 18:28	WG2690301
Toluene	ND		0.0127	1	02/09/2026 18:28	WG2690301
1,2,4-Trimethylbenzene	ND		0.00636	1	02/09/2026 18:28	WG2690301
1,3,5-Trimethylbenzene	ND		0.00636	1	02/09/2026 18:28	WG2690301
Xylenes, Total	ND		0.127	1	02/09/2026 18:28	WG2690301
(S) Toluene-d8	98.4		75.0-131		02/09/2026 18:28	WG2690301
(S) 4-Bromofluorobenzene	97.0		67.0-138		02/09/2026 18:28	WG2690301
(S) 1,2-Dichloroethane-d4	94.0		70.0-130		02/09/2026 18:28	WG2690301

- 1 Cp
- 2 Tc
- 3 Ss
- 4 Cn
- 5 Sr
- 6 Qc
- 7 Gl
- 8 Al
- 9 Sc

Semi-Volatile Organic Compounds (GC) by Method 8015M

Analyte	Result (dry) mg/kg	Qualifier	RDL (dry) mg/kg	Dilution	Analysis date / time	Batch
C10-C28 Diesel Range	11.6	<u>B</u>	4.55	1	02/09/2026 22:35	WG2689816
C28-C36 Motor Oil Range	30.2	<u>B</u>	4.55	1	02/09/2026 22:35	WG2689816
(S) o-Terphenyl	69.2		18.0-148		02/09/2026 22:35	WG2689816

Semi Volatile Organic Compounds (GC/MS) by Method 8270E-SIM

Analyte	Result (dry) mg/kg	Qualifier	RDL (dry) mg/kg	Dilution	Analysis date / time	Batch
Anthracene	ND		0.0375	1	02/10/2026 10:58	WG2690211
Acenaphthene	ND		0.0375	1	02/10/2026 10:58	WG2690211
Acenaphthylene	ND		0.0375	1	02/10/2026 10:58	WG2690211
Benzo(a)anthracene	ND		0.00682	1	02/10/2026 10:58	WG2690211
Benzo(a)pyrene	ND		0.0375	1	02/10/2026 10:58	WG2690211
Benzo(b)fluoranthene	ND		0.0375	1	02/10/2026 10:58	WG2690211
Benzo(g,h,i)perylene	ND		0.0375	1	02/10/2026 10:58	WG2690211
Benzo(k)fluoranthene	ND		0.0375	1	02/10/2026 10:58	WG2690211
Chrysene	ND		0.0375	1	02/10/2026 10:58	WG2690211
Dibenz(a,h)anthracene	ND		0.0375	1	02/10/2026 10:58	WG2690211
Fluoranthene	ND		0.0375	1	02/10/2026 10:58	WG2690211
Fluorene	ND		0.0375	1	02/10/2026 10:58	WG2690211
Indeno(1,2,3-cd)pyrene	ND		0.0375	1	02/10/2026 10:58	WG2690211
Naphthalene	ND		0.00341	1	02/10/2026 10:58	WG2690211
Phenanthrene	ND		0.0375	1	02/10/2026 10:58	WG2690211
Pyrene	ND		0.0375	1	02/10/2026 10:58	WG2690211
1-Methylnaphthalene	ND		0.0136	1	02/10/2026 10:58	WG2690211
2-Methylnaphthalene	ND		0.0136	1	02/10/2026 10:58	WG2690211
(S) p-Terphenyl-d14	75.3		23.0-120		02/10/2026 10:58	WG2690211
(S) 2-Fluorobiphenyl	79.3		34.0-125		02/10/2026 10:58	WG2690211
(S) 2-Methylnaphthalene-d10	75.9		50.0-150		02/10/2026 10:58	WG2690211

Method Blank (MB)

(MB) R4334257-1 02/10/26 04:49

Analyte	MB Result	<u>MB Qualifier</u>	MB MDL	MB RDL
	%		%	%
Total Solids	0.00200			

¹Cp

²Tc

³Ss

L1942012-21 Original Sample (OS) • Duplicate (DUP)

(OS) L1942012-21 02/10/26 04:49 • (DUP) R4334257-3 02/10/26 04:49

Analyte	Original Result	DUP Result	Dilution	DUP RPD	<u>DUP Qualifier</u>	DUP RPD Limits
	%	%		%		%
Total Solids	80.8	78.6	1	2.80		5

⁴Cn

⁵Sr

Laboratory Control Sample (LCS)

(LCS) R4334257-2 02/10/26 04:49

Analyte	Spike Amount	LCS Result	LCS Rec.	Rec. Limits	<u>LCS Qualifier</u>
	%	%	%	%	
Total Solids	50.0	50.0	99.9	90.0-110	

⁶Qc

⁷Gl

⁸Al

⁹Sc

Method Blank (MB)

(MB) R4334334-1 02/10/26 09:56

Analyte	MB Result %	MB Qualifier	MB MDL %	MB RDL %
Total Solids	0.000			

¹Cp

²Tc

³Ss

L1942068-05 Original Sample (OS) • Duplicate (DUP)

(OS) L1942068-05 02/10/26 09:56 • (DUP) R4334334-3 02/10/26 09:56

Analyte	Original Result %	DUP Result %	Dilution	DUP RPD %	DUP Qualifier	DUP RPD Limits
Total Solids	82.9	84.0	1	1.32		5

⁴Cn

⁵Sr

⁶Qc

Laboratory Control Sample (LCS)

(LCS) R4334334-2 02/10/26 09:56

Analyte	Spike Amount %	LCS Result %	LCS Rec. %	Rec. Limits %	LCS Qualifier
Total Solids	50.0	50.0	100	90.0-110	

⁷Gl

⁸Al

⁹Sc

Method Blank (MB)

(MB) R4335148-1 02/11/26 13:20

Analyte	MB Result	MB Qualifier	MB MDL	MB RDL
Hexavalent Chromium	U		0.200	0.200

¹Cp

²Tc

³Ss

⁴Cn

⁵Sr

⁶Qc

⁷Gl

⁸Al

⁹Sc

L1941954-14 Original Sample (OS) • Duplicate (DUP)

(OS) L1941954-14 02/11/26 18:03 • (DUP) R4335148-7 02/11/26 18:15

Analyte	Original Result (dry)	DUP Result (dry)	Dilution	DUP RPD	DUP Qualifier	DUP RPD Limits
Hexavalent Chromium	ND	ND	1	0.000		20

L1942068-01 Original Sample (OS) • Duplicate (DUP)

(OS) L1942068-01 02/11/26 19:32 • (DUP) R4335148-8 02/11/26 19:43

Analyte	Original Result (dry)	DUP Result (dry)	Dilution	DUP RPD	DUP Qualifier	DUP RPD Limits
Hexavalent Chromium	ND	ND	1	0.000		20

Laboratory Control Sample (LCS)

(LCS) R4335148-2 02/11/26 13:36

Analyte	Spike Amount	LCS Result	LCS Rec.	Rec. Limits	LCS Qualifier
Hexavalent Chromium	10.0	9.94	99.4	80.0-120	

L1941933-07 Original Sample (OS) • Matrix Spike (MS) • Matrix Spike Duplicate (MSD)

(OS) L1941933-07 02/11/26 15:18 • (MS) R4335148-3 02/11/26 15:29 • (MSD) R4335148-4 02/11/26 15:40

Analyte	Spike Amount (dry)	Original Result (dry)	MS Result (dry)	MSD Result (dry)	MS Rec.	MSD Rec.	Dilution	Rec. Limits	MS Qualifier	MSD Qualifier	RPD	RPD Limits
Hexavalent Chromium	24.6	ND	20.7	21.2	84.1	86.0	1	75.0-125			2.23	20

L1941933-07 Original Sample (OS) • Matrix Spike (MS)

(OS) L1941933-07 02/11/26 15:18 • (MS) R4335148-5 02/11/26 15:51

Analyte	Spike Amount (dry) mg/kg	Original Result (dry) mg/kg	MS Result (dry) mg/kg	MS Rec. %	Dilution	Rec. Limits %	<u>MS Qualifier</u>
Hexavalent Chromium	792	ND	619	78.1	50	75.0-125	

¹Cp

²Tc

³Ss

⁴Cn

⁵Sr

⁶Qc

⁷Gl

⁸Al

⁹Sc

Method Blank (MB)

(MB) R4335159-1 02/11/26 17:23

Analyte	MB Result	MB Qualifier	MB MDL	MB RDL
Hexavalent Chromium	U		0.200	0.200

¹Cp

²Tc

³Ss

⁴Cn

⁵Sr

⁶Qc

⁷Gl

⁸Al

⁹Sc

L1942068-05 Original Sample (OS) • Duplicate (DUP)

(OS) L1942068-05 02/11/26 20:22 • (DUP) R4335159-3 02/11/26 20:34

Analyte	Original Result (dry)	DUP Result (dry)	Dilution	DUP RPD	DUP Qualifier	DUP RPD Limits
Hexavalent Chromium	ND	ND	1	0.000		20

L1942364-08 Original Sample (OS) • Duplicate (DUP)

(OS) L1942364-08 02/12/26 16:12 • (DUP) R4335704-1 02/12/26 16:24

Analyte	Original Result (dry)	DUP Result (dry)	Dilution	DUP RPD	DUP Qualifier	DUP RPD Limits
Hexavalent Chromium	ND	ND	1	0.000		20

Laboratory Control Sample (LCS)

(LCS) R4335159-2 02/11/26 17:36

Analyte	Spike Amount	LCS Result	LCS Rec.	Rec. Limits	LCS Qualifier
Hexavalent Chromium	10.0	8.80	88.0	80.0-120	

L1942068-07 Original Sample (OS) • Matrix Spike (MS) • Matrix Spike Duplicate (MSD)

(OS) L1942068-07 02/11/26 20:59 • (MS) R4335159-4 02/11/26 21:12 • (MSD) R4335159-5 02/11/26 21:24

Analyte	Spike Amount (dry)	Original Result (dry)	MS Result (dry)	MSD Result (dry)	MS Rec.	MSD Rec.	Dilution	Rec. Limits	MS Qualifier	MSD Qualifier	RPD	RPD Limits
Hexavalent Chromium	21.7	ND	14.4	13.1	66.5	60.4	1	75.0-125	J6	J6	9.59	20

L1942068-07 Original Sample (OS) • Matrix Spike (MS)

(OS) L1942068-07 02/11/26 20:59 • (MS) R4335159-6 02/11/26 22:02

Analyte	Spike Amount (dry) mg/kg	Original Result (dry) mg/kg	MS Result (dry) mg/kg	MS Rec. %	Dilution	Rec. Limits %	<u>MS Qualifier</u>
Hexavalent Chromium	685	ND	546	79.6	50	75.0-125	

¹Cp

²Tc

³Ss

⁴Cn

⁵Sr

⁶Qc

⁷Gl

⁸Al

⁹Sc

L1941926-23 Original Sample (OS) • Duplicate (DUP)

(OS) L1941926-23 02/12/26 08:35 • (DUP) R4335271-2 02/12/26 08:35

Analyte	Original Result	DUP Result	Dilution	DUP RPD	DUP Qualifier	DUP RPD Limits
su	su			%		%
pH	8.94	8.95	1	0.112		1

Sample Narrative:

OS: 8.94 at 20.7C
 DUP: 8.95 at 20.2C

L1942303-05 Original Sample (OS) • Duplicate (DUP)

(OS) L1942303-05 02/12/26 08:35 • (DUP) R4335271-3 02/12/26 08:35

Analyte	Original Result	DUP Result	Dilution	DUP RPD	DUP Qualifier	DUP RPD Limits
su	su			%		%
pH	7.82	7.82	1	0.000		1

Sample Narrative:

OS: 7.82 at 19.2C
 DUP: 7.82 at 19C

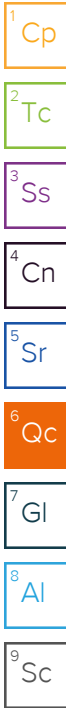
Laboratory Control Sample (LCS)

(LCS) R4335271-1 02/12/26 08:35

Analyte	Spike Amount	LCS Result	LCS Rec.	Rec. Limits	LCS Qualifier
su	su		%	%	
pH	10.0	10.0	100	99.0-101	

Sample Narrative:

LCS: 10.01 at 19.8C



L1941954-02 Original Sample (OS) • Duplicate (DUP)

(OS) L1941954-02 02/12/26 08:22 • (DUP) R4335186-2 02/12/26 08:22

Analyte	Original Result	DUP Result	Dilution	DUP RPD	DUP Qualifier	DUP RPD Limits
	su	su		%		%
pH	8.69	8.66	1	0.346		1

Sample Narrative:

OS: 8.69 at 20.6C
DUP: 8.66 at 20.7C

L1942820-24 Original Sample (OS) • Duplicate (DUP)

(OS) L1942820-24 02/12/26 08:22 • (DUP) R4335186-3 02/12/26 08:22

Analyte	Original Result	DUP Result	Dilution	DUP RPD	DUP Qualifier	DUP RPD Limits
	su	su		%		%
pH	6.86	6.84	1	0.292		1

Sample Narrative:

OS: 6.86 at 19.9C
DUP: 6.84 at 20.1C

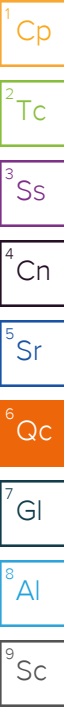
Laboratory Control Sample (LCS)

(LCS) R4335186-1 02/12/26 08:22

Analyte	Spike Amount	LCS Result	LCS Rec.	Rec. Limits	LCS Qualifier
	su	su	%	%	
pH	10.0	10.0	100	99.0-101	

Sample Narrative:

LCS: 10.03 at 19.4C



Method Blank (MB)

(MB) R4335323-1 02/12/26 11:42

Analyte	MB Result	MB Qualifier	MB MDL	MB RDL
Specific Conductance	U		0.0100	0.0100

Sample Narrative:

BLANK: at 25C

L1941954-03 Original Sample (OS) • Duplicate (DUP)

(OS) L1941954-03 02/12/26 11:42 • (DUP) R4335323-3 02/12/26 11:42

Analyte	Original Result	DUP Result	Dilution	DUP RPD	DUP Qualifier	DUP RPD Limits
Specific Conductance	0.205	0.202	1	1.62		20

Sample Narrative:

OS: at 25C
DUP: at 25C

L1942820-23 Original Sample (OS) • Duplicate (DUP)

(OS) L1942820-23 02/12/26 11:42 • (DUP) R4335323-4 02/12/26 11:42

Analyte	Original Result	DUP Result	Dilution	DUP RPD	DUP Qualifier	DUP RPD Limits
Specific Conductance	0.0642	0.0638	1	0.703		20

Sample Narrative:

OS: at 25C
DUP: at 25C

Laboratory Control Sample (LCS)

(LCS) R4335323-2 02/12/26 11:42

Analyte	Spike Amount	LCS Result	LCS Rec.	Rec. Limits	LCS Qualifier
Specific Conductance	0.483	0.492	102	90.0-110	

Sample Narrative:

LCS: at 25C



Method Blank (MB)

(MB) R4335505-1 02/12/26 11:34

Analyte	MB Result	MB Qualifier	MB MDL	MB RDL
Specific Conductance	U		0.0100	0.0100

Sample Narrative:

BLANK: at 25C

L1941926-26 Original Sample (OS) • Duplicate (DUP)

(OS) L1941926-26 02/12/26 11:34 • (DUP) R4335505-3 02/12/26 11:34

Analyte	Original Result	DUP Result	Dilution	DUP RPD	DUP Qualifier	DUP RPD Limits
Specific Conductance	1.29	1.28	1	1.17		20

Sample Narrative:

OS: at 25C
DUP: at 25C

L1942303-04 Original Sample (OS) • Duplicate (DUP)

(OS) L1942303-04 02/12/26 11:34 • (DUP) R4335505-4 02/12/26 11:34

Analyte	Original Result	DUP Result	Dilution	DUP RPD	DUP Qualifier	DUP RPD Limits
Specific Conductance	8.92	8.73	1	2.15		20

Sample Narrative:

OS: at 25C
DUP: at 25C

Laboratory Control Sample (LCS)

(LCS) R4335505-2 02/12/26 11:34

Analyte	Spike Amount	LCS Result	LCS Rec.	Rec. Limits	LCS Qualifier
Specific Conductance	0.483	0.466	96.5	90.0-110	

Sample Narrative:

LCS: at 25C

1 Cp

2 Tc

3 Ss

4 Cn

5 Sr

6 Qc

7 Gl

8 Al

9 Sc

Method Blank (MB)

(MB) R4334958-1 02/11/26 15:15

Analyte	MB Result mg/l	MB Qualifier	MB MDL mg/l	MB RDL mg/l
Hot Water Sol. Boron	U		0.0199	0.100

Laboratory Control Sample (LCS) • Laboratory Control Sample Duplicate (LCSD)

(LCS) R4334958-2 02/11/26 15:18 • (LCSD) R4334958-3 02/11/26 15:21

Analyte	Spike Amount mg/l	LCS Result mg/l	LCSD Result mg/l	LCS Rec. %	LCSD Rec. %	Rec. Limits %	LCS Qualifier	LCSD Qualifier	RPD %	RPD Limits %
Hot Water Sol. Boron	1.00	0.986	1.01	98.6	101	80.0-120			2.61	20

- ¹Cp
- ²Tc
- ³Ss
- ⁴Cn
- ⁵Sr
- ⁶Qc
- ⁷Gl
- ⁸Al
- ⁹Sc

Method Blank (MB)

(MB) R4333453-1 02/08/26 22:56

Analyte	MB Result mg/kg	MB Qualifier	MB MDL mg/kg	MB RDL mg/kg
Arsenic	U		0.106	0.106
Barium	U		10.6	10.6
Cadmium	U		0.106	0.106
Copper	U		10.6	10.6
Lead	U		10.6	10.6
Nickel	U		10.6	10.6
Selenium	U		0.106	0.106
Silver	U		0.530	0.530
Zinc	U		53.0	53.0

¹Cp

²Tc

³Ss

⁴Cn

⁵Sr

⁶Qc

Laboratory Control Sample (LCS)

(LCS) R4333453-2 02/08/26 22:59

Analyte	Spike Amount mg/kg	LCS Result mg/kg	LCS Rec. %	Rec. Limits %	LCS Qualifier
Arsenic	100	89.9	89.9	80.0-120	
Barium	100	83.4	83.4	80.0-120	
Cadmium	100	94.0	94.0	80.0-120	
Copper	100	91.4	91.4	80.0-120	
Lead	100	86.9	86.9	80.0-120	
Nickel	100	96.9	96.9	80.0-120	
Selenium	100	90.7	90.7	80.0-120	
Silver	20.0	18.3	91.7	80.0-120	
Zinc	100	91.9	91.9	80.0-120	

⁷Gl

⁸Al

⁹Sc

L1942375-05 Original Sample (OS) • Matrix Spike (MS) • Matrix Spike Duplicate (MSD)

(OS) L1942375-05 02/08/26 23:02 • (MS) R4333453-5 02/08/26 23:12 • (MSD) R4333453-6 02/08/26 23:15

Analyte	Spike Amount (dry) mg/kg	Original Result (dry) mg/kg	MS Result (dry) mg/kg	MSD Result (dry) mg/kg	MS Rec. %	MSD Rec. %	Dilution	Rec. Limits %	MS Qualifier	MSD Qualifier	RPD %	RPD Limits %
Arsenic	109	1.99	77.7	93.7	69.3	83.9	1	75.0-125	J6		18.6	20
Barium	109	48.9	119	140	63.6	83.1	1	75.0-125	J6		16.5	20
Cadmium	109	ND	77.8	94.7	71.0	86.5	1	75.0-125	J6		19.6	20
Copper	109	ND	80.9	99.5	69.5	86.5	1	75.0-125	J6	J3	20.6	20
Lead	109	ND	76.3	94.4	65.6	82.1	1	75.0-125	J6	J3	21.1	20
Nickel	109	ND	87.8	104	75.6	90.9	1	75.0-125			17.3	20
Selenium	109	0.453	76.6	92.0	69.6	83.7	1	75.0-125	J6		18.3	20
Silver	21.9	ND	15.1	19.0	69.2	86.7	1	75.0-125	J6	J3	22.5	20

L1942375-05 Original Sample (OS) • Matrix Spike (MS) • Matrix Spike Duplicate (MSD)

(OS) L1942375-05 02/08/26 23:02 • (MS) R4333453-5 02/08/26 23:12 • (MSD) R4333453-6 02/08/26 23:15

Analyte	Spike Amount (dry) mg/kg	Original Result (dry) mg/kg	MS Result (dry) mg/kg	MSD Result (dry) mg/kg	MS Rec. %	MSD Rec. %	Dilution	Rec. Limits %	MS Qualifier	MSD Qualifier	RPD %	RPD Limits %
Zinc	109	ND	100	119	70.6	88.1	1	75.0-125			17.5	20

¹Cp

²Tc

³Ss

⁴Cn

⁵Sr

⁶Qc

⁷Gl

⁸Al

⁹Sc

Method Blank (MB)

(MB) R4333472-1 02/09/26 01:06

Analyte	MB Result mg/kg	MB Qualifier	MB MDL mg/kg	MB RDL mg/kg
Arsenic	U		0.102	0.102
Barium	U		10.2	10.2
Cadmium	U		0.102	0.102
Copper	U		10.2	10.2
Lead	U		10.2	10.2
Nickel	U		10.2	10.2
Selenium	U		0.102	0.102
Silver	U		0.510	0.510
Zinc	U		51.0	51.0

¹Cp

²Tc

³Ss

⁴Cn

⁵Sr

⁶Qc

Laboratory Control Sample (LCS)

(LCS) R4333472-2 02/09/26 01:10

Analyte	Spike Amount mg/kg	LCS Result mg/kg	LCS Rec. %	Rec. Limits %	LCS Qualifier
Arsenic	100	99.7	99.7	80.0-120	
Barium	100	93.0	93.0	80.0-120	
Cadmium	100	108	108	80.0-120	
Copper	100	97.9	97.9	80.0-120	
Lead	100	98.4	98.4	80.0-120	
Nickel	100	107	107	80.0-120	
Selenium	100	96.4	96.4	80.0-120	
Silver	20.0	20.8	104	80.0-120	
Zinc	100	101	101	80.0-120	

⁷Gl

⁸Al

⁹Sc

L1942364-02 Original Sample (OS) • Matrix Spike (MS) • Matrix Spike Duplicate (MSD)

(OS) L1942364-02 02/09/26 01:13 • (MS) R4333472-5 02/09/26 01:22 • (MSD) R4333472-6 02/09/26 01:25

Analyte	Spike Amount mg/kg	Original Result mg/kg	MS Result mg/kg	MSD Result mg/kg	MS Rec. %	MSD Rec. %	Dilution	Rec. Limits %	MS Qualifier	MSD Qualifier	RPD %	RPD Limits %
Arsenic	100	1.11	85.9	103	84.7	102	1.09	75.0-125			18.5	20
Barium	100	32.0	124	133	92.3	101	1.09	75.0-125			6.73	20
Cadmium	100	ND	93.5	113	93.5	113	1.09	75.0-125			19.1	20
Copper	100	ND	83.5	104	83.5	104	1.09	75.0-125		J3	21.8	20
Lead	100	ND	88.4	108	88.4	108	1.09	75.0-125			19.9	20
Nickel	100	ND	93.5	111	93.5	111	1.09	75.0-125			17.4	20
Selenium	100	0.124	88.1	104	88.0	104	1.09	75.0-125			16.3	20
Silver	20.0	ND	18.7	21.9	93.5	109	1.09	75.0-125			15.7	20
Zinc	100	ND	98.7	115	98.7	115	1.09	75.0-125			15.1	20

Method Blank (MB)

(MB) R4334189-1 02/10/26 10:56

Analyte	MB Result mg/kg	MB Qualifier	MB MDL mg/kg	MB RDL mg/kg
Arsenic	U		0.100	0.100
Barium	U		10.0	10.0
Cadmium	U		0.100	0.100
Copper	U		10.0	10.0
Lead	U		10.0	10.0
Nickel	U		10.0	10.0
Selenium	U		0.100	0.100
Silver	U		0.500	0.500
Zinc	U		50.0	50.0

¹Cp

²Tc

³Ss

⁴Cn

⁵Sr

⁶Qc

Laboratory Control Sample (LCS)

(LCS) R4334189-2 02/10/26 10:59

Analyte	Spike Amount mg/kg	LCS Result mg/kg	LCS Rec. %	Rec. Limits %	LCS Qualifier
Arsenic	100	103	103	80.0-120	
Barium	100	98.8	98.8	80.0-120	
Cadmium	100	107	107	80.0-120	
Copper	100	107	107	80.0-120	
Lead	100	102	102	80.0-120	
Nickel	100	108	108	80.0-120	
Selenium	100	107	107	80.0-120	
Silver	20.0	20.8	104	80.0-120	
Zinc	100	105	105	80.0-120	

⁷Gl

⁸Al

⁹Sc

L1942371-08 Original Sample (OS) • Matrix Spike (MS) • Matrix Spike Duplicate (MSD)

(OS) L1942371-08 02/10/26 11:02 • (MS) R4334189-5 02/10/26 11:12 • (MSD) R4334189-6 02/10/26 11:15

Analyte	Spike Amount mg/kg	Original Result mg/kg	MS Result mg/kg	MSD Result mg/kg	MS Rec. %	MSD Rec. %	Dilution	Rec. Limits %	MS Qualifier	MSD Qualifier	RPD %	RPD Limits %
Arsenic	100	7.12	107	105	99.4	97.9	1	75.0-125			1.45	20
Barium	100	258	289	301	31.1	43.1	1	75.0-125	J6	J6	4.06	20
Cadmium	100	0.190	104	99.9	104	99.7	1	75.0-125			4.25	20
Copper	100	15.2	116	111	100	95.8	1	75.0-125			4.07	20
Lead	100	12.6	112	111	99.3	98.6	1	75.0-125			0.619	20
Nickel	100	18.2	120	119	102	101	1	75.0-125			0.639	20
Selenium	100	0.540	104	97.8	104	97.2	1	75.0-125			6.54	20
Silver	20.0	ND	20.7	19.9	103	99.4	1	75.0-125			3.99	20
Zinc	100	60.9	158	158	97.1	96.8	1	75.0-125			0.191	20

Method Blank (MB)

(MB) R4335042-3 02/11/26 11:49

Analyte	MB Result mg/kg	MB Qualifier	MB MDL mg/kg	MB RDL mg/kg
TPH (GC/FID) Low Fraction	U		2.00	2.50
(S) a,a,a-Trifluorotoluene(FID)	95.0			77.0-120

Laboratory Control Sample (LCS) • Laboratory Control Sample Duplicate (LCSD)

(LCS) R4335042-1 02/11/26 10:31 • (LCSD) R4335042-2 02/11/26 10:50

Analyte	Spike Amount mg/kg	LCS Result mg/kg	LCSD Result mg/kg	LCS Rec. %	LCSD Rec. %	Rec. Limits %	LCS Qualifier	LCSD Qualifier	RPD %	RPD Limits %
TPH (GC/FID) Low Fraction	5.00	4.68	5.02	93.6	100	72.0-127			7.01	20
(S) a,a,a-Trifluorotoluene(FID)				105	108	77.0-120				

L1942436-02 Original Sample (OS) • Matrix Spike (MS) • Matrix Spike Duplicate (MSD)

(OS) L1942436-02 02/11/26 19:04 • (MS) R4335042-4 02/11/26 19:23 • (MSD) R4335042-5 02/11/26 19:43

Analyte	Spike Amount (dry) mg/kg	Original Result (dry)	MS Result (dry)	MSD Result (dry)	MS Rec. %	MSD Rec. %	Dilution	Rec. Limits	MS Qualifier	MSD Qualifier	RPD %	RPD Limits %
TPH (GC/FID) Low Fraction	199	ND	157	162	78.9	81.6	30.3	10.0-151			3.28	28
(S) a,a,a-Trifluorotoluene(FID)					104	104		77.0-120				

1 Cp

2 Tc

3 Ss

4 Cn

5 Sr

6 Qc

7 Gl

8 Al

9 Sc

Method Blank (MB)

(MB) R4333803-3 02/08/26 23:17

Analyte	MB Result	MB Qualifier	MB MDL	MB RDL
	mg/kg		mg/kg	mg/kg
Benzene	U		0.000711	0.00100
Ethylbenzene	U		0.000987	0.0100
Toluene	U		0.00289	0.0100
1,2,4-Trimethylbenzene	U		0.00238	0.00500
1,3,5-Trimethylbenzene	U		0.00228	0.00500
Xylenes, Total	U		0.00280	0.100
(S) Toluene-d8	93.1			75.0-131
(S) 4-Bromofluorobenzene	106			67.0-138
(S) 1,2-Dichloroethane-d4	86.2			70.0-130

Laboratory Control Sample (LCS) • Laboratory Control Sample Duplicate (LCSD)

(LCS) R4333803-1 02/08/26 21:40 • (LCSD) R4333803-2 02/08/26 21:59

Analyte	Spike Amount	LCS Result	LCSD Result	LCS Rec.	LCSD Rec.	Rec. Limits	LCS Qualifier	LCSD Qualifier	RPD	RPD Limits
	mg/kg	mg/kg	mg/kg	%	%	%			%	%
Benzene	0.250	0.229	0.234	91.6	93.6	70.0-123			2.16	20
Ethylbenzene	0.250	0.214	0.215	85.6	86.0	74.0-126			0.466	20
Toluene	0.250	0.210	0.210	84.0	84.0	75.0-121			0.000	20
1,2,4-Trimethylbenzene	0.250	0.207	0.219	82.8	87.6	70.0-126			5.63	20
1,3,5-Trimethylbenzene	0.250	0.205	0.216	82.0	86.4	73.0-127			5.23	20
Xylenes, Total	0.750	0.638	0.657	85.1	87.6	72.0-127			2.93	20
(S) Toluene-d8				91.1	88.2	75.0-131				
(S) 4-Bromofluorobenzene				102	101	67.0-138				
(S) 1,2-Dichloroethane-d4				103	102	70.0-130				

1 Cp

2 Tc

3 Ss

4 Cn

5 Sr

6 Qc

7 Gl

8 Al

9 Sc

Method Blank (MB)

(MB) R4334408-3 02/09/26 15:36

Analyte	MB Result	MB Qualifier	MB MDL	MB RDL
	mg/kg		mg/kg	mg/kg
Benzene	0.000950	U	0.000711	0.00100
Ethylbenzene	U		0.000987	0.0100
Toluene	U		0.00289	0.0100
1,2,4-Trimethylbenzene	U		0.00238	0.00500
1,3,5-Trimethylbenzene	U		0.00228	0.00500
Xylenes, Total	U		0.00280	0.100
(S) Toluene-d8	99.9			75.0-131
(S) 4-Bromofluorobenzene	97.6			67.0-138
(S) 1,2-Dichloroethane-d4	95.5			70.0-130

1 Cp

2 Tc

3 Ss

4 Cn

5 Sr

6 Qc

7 Gl

8 Al

9 Sc

Laboratory Control Sample (LCS) • Laboratory Control Sample Duplicate (LCSD)

(LCS) R4334408-1 02/09/26 10:33 • (LCSD) R4334408-2 02/09/26 10:52

Analyte	Spike Amount	LCS Result	LCSD Result	LCS Rec.	LCSD Rec.	Rec. Limits	LCS Qualifier	LCSD Qualifier	RPD	RPD Limits
	mg/kg	mg/kg	mg/kg	%	%	%			%	%
Benzene	0.250	0.250	0.264	100	106	70.0-123			5.45	20
Ethylbenzene	0.250	0.237	0.258	94.8	103	74.0-126			8.48	20
Toluene	0.250	0.230	0.246	92.0	98.4	75.0-121			6.72	20
1,2,4-Trimethylbenzene	0.250	0.218	0.235	87.2	94.0	70.0-126			7.51	20
1,3,5-Trimethylbenzene	0.250	0.216	0.234	86.4	93.6	73.0-127			8.00	20
Xylenes, Total	0.750	0.730	0.785	97.3	105	72.0-127			7.26	20
(S) Toluene-d8				95.4	96.4	75.0-131				
(S) 4-Bromofluorobenzene				101	101	67.0-138				
(S) 1,2-Dichloroethane-d4				106	107	70.0-130				

L1942115-01 Original Sample (OS) • Matrix Spike (MS) • Matrix Spike Duplicate (MSD)

(OS) L1942115-01 02/09/26 18:47 • (MS) R4334408-4 02/09/26 19:06 • (MSD) R4334408-5 02/09/26 19:25

Analyte	Spike Amount (dry)	Original Result (dry)	MS Result (dry)	MSD Result (dry)	MS Rec.	MSD Rec.	Dilution	Rec. Limits	MS Qualifier	MSD Qualifier	RPD	RPD Limits
	mg/kg	mg/kg	mg/kg	mg/kg	%	%		%			%	%
Benzene	2.20	ND	2.50	2.54	113	115	8	10.0-149			1.39	37
Ethylbenzene	2.20	ND	2.41	2.50	104	108	8	10.0-160			3.56	38
Toluene	2.20	ND	2.33	2.41	106	110	8	10.0-156			3.69	38
1,2,4-Trimethylbenzene	2.20	4.62	2.75	2.78	0.000	0.000	8	10.0-160	J6	J6	1.27	36
1,3,5-Trimethylbenzene	2.20	1.85	2.43	2.50	26.2	29.4	8	10.0-160			2.84	38
Xylenes, Total	6.61	ND	7.42	7.70	100	105	8	10.0-160			3.70	38
(S) Toluene-d8					96.6	96.5		75.0-131				
(S) 4-Bromofluorobenzene					100	99.8		67.0-138				

L1942115-01 Original Sample (OS) • Matrix Spike (MS) • Matrix Spike Duplicate (MSD)

(OS) L1942115-01 02/09/26 18:47 • (MS) R4334408-4 02/09/26 19:06 • (MSD) R4334408-5 02/09/26 19:25

Analyte	Spike Amount (dry) mg/kg	Original Result (dry) mg/kg	MS Result (dry) mg/kg	MSD Result (dry) mg/kg	MS Rec. %	MSD Rec. %	Dilution	Rec. Limits %	MS Qualifier	MSD Qualifier	RPD %	RPD Limits %
(S) 1,2-Dichloroethane-d4					105	103		70.0-130				

Sample Narrative:

OS: Non-target compounds too high to run at a lower dilution.

1 Cp

2 Tc

3 Ss

4 Cn

5 Sr

6 Qc

7 Gl

8 Al

9 Sc

Method Blank (MB)

(MB) R4334071-1 02/09/26 18:54

Analyte	MB Result mg/kg	MB Qualifier	MB MDL mg/kg	MB RDL mg/kg
C10-C28 Diesel Range	1.83	<u>J</u>	1.61	4.00
C28-C36 Motor Oil Range	2.69	<u>J</u>	0.274	4.00
(S) o-Terphenyl	77.9			18.0-148

Laboratory Control Sample (LCS)

(LCS) R4334071-2 02/09/26 19:08

Analyte	Spike Amount mg/kg	LCS Result mg/kg	LCS Rec. %	Rec. Limits %	LCS Qualifier
C10-C28 Diesel Range	50.0	38.6	77.2	50.0-150	
(S) o-Terphenyl			95.2	18.0-148	

L1942068-01 Original Sample (OS) • Matrix Spike (MS) • Matrix Spike Duplicate (MSD)

(OS) L1942068-01 02/09/26 21:54 • (MS) R4334071-3 02/09/26 22:08 • (MSD) R4334071-4 02/09/26 22:22

Analyte	Spike Amount (dry) mg/kg	Original Result (dry) mg/kg	MS Result (dry) mg/kg	MSD Result (dry) mg/kg	MS Rec. %	MSD Rec. %	Dilution	Rec. Limits %	MS Qualifier	MSD Qualifier	RPD %	RPD Limits %
C10-C28 Diesel Range	56.2	11.2	37.6	57.6	46.9	82.0	1	50.0-150	<u>J6</u>	<u>J3</u>	42.1	20
(S) o-Terphenyl					59.9	99.4		18.0-148				

1 Cp

2 Tc

3 Ss

4 Cn

5 Sr

6 Qc

7 Gl

8 Al

9 Sc

Method Blank (MB)

(MB) R4335362-2 02/11/26 02:36

Analyte	MB Result mg/kg	MB Qualifier	MB MDL mg/kg	MB RDL mg/kg
Anthracene	U		0.00163	0.0330
Acenaphthene	U		0.00162	0.0330
Acenaphthylene	U		0.00159	0.0330
Benzo(a)anthracene	U		0.00200	0.00600
Benzo(a)pyrene	U		0.00163	0.0330
Benzo(b)fluoranthene	U		0.00275	0.0330
Benzo(g,h,i)perylene	U		0.00193	0.0330
Benzo(k)fluoranthene	U		0.00213	0.0330
Chrysene	U		0.00206	0.0330
Dibenz(a,h)anthracene	U		0.00201	0.0330
Fluoranthene	U		0.00239	0.0330
Fluorene	U		0.00180	0.0330
Indeno(1,2,3-cd)pyrene	U		0.00234	0.0330
Naphthalene	U		0.00300	0.00300
Phenanthrene	U		0.00305	0.0330
Pyrene	U		0.00205	0.0330
1-Methylnaphthalene	U		0.0120	0.0120
2-Methylnaphthalene	U		0.00571	0.0120
(S) p-Terphenyl-d14	95.7			23.0-120
(S) 2-Fluorobiphenyl	93.8			34.0-125
(S) 2-Methylnaphthalene-d10	110			50.0-150

¹Cp

²Tc

³Ss

⁴Cn

⁵Sr

⁶Qc

⁷Gl

⁸Al

⁹Sc

Laboratory Control Sample (LCS)

(LCS) R4335362-1 02/11/26 02:19

Analyte	Spike Amount mg/kg	LCS Result mg/kg	LCS Rec. %	Rec. Limits %	LCS Qualifier
Anthracene	0.0800	0.0756	94.5	50.0-126	
Acenaphthene	0.0800	0.0661	82.6	50.0-120	
Acenaphthylene	0.0800	0.0758	94.8	50.0-120	
Benzo(a)anthracene	0.0800	0.0797	99.6	45.0-120	
Benzo(a)pyrene	0.0800	0.0597	74.6	42.0-120	
Benzo(b)fluoranthene	0.0800	0.0712	89.0	42.0-121	
Benzo(g,h,i)perylene	0.0800	0.0812	102	45.0-125	
Benzo(k)fluoranthene	0.0800	0.0732	91.5	49.0-125	
Chrysene	0.0800	0.0796	99.5	49.0-122	
Dibenz(a,h)anthracene	0.0800	0.0828	104	47.0-125	
Fluoranthene	0.0800	0.0845	106	49.0-129	
Fluorene	0.0800	0.0777	97.1	49.0-120	

Laboratory Control Sample (LCS)

(LCS) R4335362-1 02/11/26 02:19

Analyte	Spike Amount mg/kg	LCS Result mg/kg	LCS Rec. %	Rec. Limits %	<u>LCS Qualifier</u>
Indeno(1,2,3-cd)pyrene	0.0800	0.0812	102	46.0-125	
Naphthalene	0.0800	0.0745	93.1	50.0-120	
Phenanthrene	0.0800	0.0740	92.5	47.0-120	
Pyrene	0.0800	0.0725	90.6	43.0-123	
1-Methylnaphthalene	0.0800	0.0851	106	51.0-121	
2-Methylnaphthalene	0.0800	0.0799	99.9	50.0-120	
<i>(S) p-Terphenyl-d14</i>			87.6	23.0-120	
<i>(S) 2-Fluorobiphenyl</i>			89.4	34.0-125	
<i>(S) 2-Methylnaphthalene-d10</i>			101	50.0-150	

L1941988-05 Original Sample (OS) • Matrix Spike (MS) • Matrix Spike Duplicate (MSD)

(OS) L1941988-05 02/11/26 04:55 • (MS) R4335362-3 02/11/26 05:12 • (MSD) R4335362-4 02/11/26 05:30

Analyte	Spike Amount (dry) mg/kg	Original Result (dry) mg/kg	MS Result (dry) mg/kg	MSD Result (dry) mg/kg	MS Rec. %	MSD Rec. %	Dilution	Rec. Limits %	<u>MS Qualifier</u>	<u>MSD Qualifier</u>	RPD %	RPD Limits %
Anthracene	0.101	ND	0.0665	0.0704	65.9	69.0	1	10.0-145			5.66	30
Acenaphthene	0.101	ND	0.0614	0.0625	60.8	61.3	1	14.0-127			1.72	27
Acenaphthylene	0.101	ND	0.0722	0.0744	71.6	72.9	1	21.0-124			2.91	25
Benzo(a)anthracene	0.101	ND	0.0677	0.0728	67.1	71.3	1	10.0-139			7.22	30
Benzo(a)pyrene	0.101	ND	0.0653	0.0705	64.7	69.1	1	10.0-141			7.67	31
Benzo(b)fluoranthene	0.101	ND	0.0588	0.0632	58.2	61.9	1	10.0-140			7.23	36
Benzo(g,h,i)perylene	0.101	ND	0.0685	0.0742	67.9	72.8	1	10.0-140			8.04	33
Benzo(k)fluoranthene	0.101	ND	0.0598	0.0644	59.3	63.1	1	10.0-137			7.31	31
Chrysene	0.101	ND	0.0721	0.0774	71.4	75.9	1	10.0-145			7.14	30
Dibenz(a,h)anthracene	0.101	ND	0.0705	0.0788	69.8	77.2	1	10.0-132			11.1	31
Fluoranthene	0.101	ND	0.0704	0.0728	69.7	71.3	1	10.0-153			3.36	33
Fluorene	0.101	ND	0.0682	0.0700	67.6	68.6	1	11.0-130			2.51	29
Indeno(1,2,3-cd)pyrene	0.101	ND	0.0677	0.0729	67.1	71.5	1	10.0-137			7.41	32
Naphthalene	0.101	0.688	0.792	0.596	103	0.000	1	10.0-135		J3 V	28.3	27
Phenanthrene	0.101	ND	0.0653	0.0653	64.7	64.0	1	10.0-144			0.000	31
Pyrene	0.101	ND	0.0598	0.0614	59.3	60.2	1	10.0-148			2.64	35
1-Methylnaphthalene	0.101	0.537	0.549	0.354	11.9	0.000	1	10.0-142		J3 V	43.2	28
2-Methylnaphthalene	0.101	1.11	1.03	0.666	0.000	0.000	1	10.0-137	V	J3 V	42.7	28
<i>(S) p-Terphenyl-d14</i>					84.0	82.5		23.0-120				
<i>(S) 2-Fluorobiphenyl</i>					92.4	90.1		34.0-125				
<i>(S) 2-Methylnaphthalene-d10</i>					100	98.4		50.0-150				

1 Cp

2 Tc

3 Ss

4 Cn

5 Sr

6 Qc

7 Gl

8 Al

9 Sc

Method Blank (MB)

(MB) R4334030-2 02/10/26 09:46

Analyte	MB Result mg/kg	MB Qualifier	MB MDL mg/kg	MB RDL mg/kg
Anthracene	U		0.00163	0.0330
Acenaphthene	U		0.00162	0.0330
Acenaphthylene	U		0.00159	0.0330
Benzo(a)anthracene	U		0.00200	0.00600
Benzo(a)pyrene	U		0.00163	0.0330
Benzo(b)fluoranthene	U		0.00275	0.0330
Benzo(g,h,i)perylene	U		0.00193	0.0330
Benzo(k)fluoranthene	U		0.00213	0.0330
Chrysene	U		0.00206	0.0330
Dibenz(a,h)anthracene	U		0.00201	0.0330
Fluoranthene	U		0.00239	0.0330
Fluorene	U		0.00180	0.0330
Indeno(1,2,3-cd)pyrene	U		0.00234	0.0330
Naphthalene	U		0.00300	0.00300
Phenanthrene	U		0.00305	0.0330
Pyrene	U		0.00205	0.0330
1-Methylnaphthalene	U		0.0120	0.0120
2-Methylnaphthalene	U		0.00571	0.0120
(S) p-Terphenyl-d14	86.8			23.0-120
(S) 2-Fluorobiphenyl	84.4			34.0-125
(S) 2-Methylnaphthalene-d10	81.5			50.0-150

¹Cp

²Tc

³Ss

⁴Cn

⁵Sr

⁶Qc

⁷Gl

⁸Al

⁹Sc

Laboratory Control Sample (LCS)

(LCS) R4334030-1 02/10/26 09:29

Analyte	Spike Amount mg/kg	LCS Result mg/kg	LCS Rec. %	Rec. Limits %	LCS Qualifier
Anthracene	0.0800	0.0635	79.4	50.0-126	
Acenaphthene	0.0800	0.0693	86.6	50.0-120	
Acenaphthylene	0.0800	0.0644	80.5	50.0-120	
Benzo(a)anthracene	0.0800	0.0657	82.1	45.0-120	
Benzo(a)pyrene	0.0800	0.0643	80.4	42.0-120	
Benzo(b)fluoranthene	0.0800	0.0814	102	42.0-121	
Benzo(g,h,i)perylene	0.0800	0.0873	109	45.0-125	
Benzo(k)fluoranthene	0.0800	0.0777	97.1	49.0-125	
Chrysene	0.0800	0.0770	96.3	49.0-122	
Dibenz(a,h)anthracene	0.0800	0.0816	102	47.0-125	
Fluoranthene	0.0800	0.0738	92.3	49.0-129	
Fluorene	0.0800	0.0776	97.0	49.0-120	

Laboratory Control Sample (LCS)

(LCS) R4334030-1 02/10/26 09:29

Analyte	Spike Amount mg/kg	LCS Result mg/kg	LCS Rec. %	Rec. Limits %	LCS Qualifier
Indeno(1,2,3-cd)pyrene	0.0800	0.0713	89.1	46.0-125	
Naphthalene	0.0800	0.0711	88.9	50.0-120	
Phenanthrene	0.0800	0.0762	95.3	47.0-120	
Pyrene	0.0800	0.0770	96.3	43.0-123	
1-Methylnaphthalene	0.0800	0.0744	93.0	51.0-121	
2-Methylnaphthalene	0.0800	0.0715	89.4	50.0-120	
(S) p-Terphenyl-d14			97.6	23.0-120	
(S) 2-Fluorobiphenyl			97.8	34.0-125	
(S) 2-Methylnaphthalene-d10			95.2	50.0-150	

L1942392-06 Original Sample (OS) • Matrix Spike (MS) • Matrix Spike Duplicate (MSD)

(OS) L1942392-06 02/10/26 13:55 • (MS) R4334030-3 02/10/26 14:13 • (MSD) R4334030-4 02/10/26 14:31

Analyte	Spike Amount (dry) mg/kg	Original Result (dry) mg/kg	MS Result (dry) mg/kg	MSD Result (dry) mg/kg	MS Rec. %	MSD Rec. %	Dilution	Rec. Limits %	MS Qualifier	MSD Qualifier	RPD %	RPD Limits %
Anthracene	0.0908	ND	0.0556	0.0568	61.2	62.8	1	10.0-145			2.04	30
Acenaphthene	0.0908	ND	0.0607	0.0635	66.8	70.3	1	14.0-127			4.62	27
Acenaphthylene	0.0908	ND	0.0575	0.0602	63.3	66.6	1	21.0-124			4.68	25
Benzo(a)anthracene	0.0908	ND	0.0541	0.0555	59.6	61.4	1	10.0-139			2.51	30
Benzo(a)pyrene	0.0908	ND	0.0588	0.0602	64.8	66.6	1	10.0-141			2.31	31
Benzo(b)fluoranthene	0.0908	ND	0.0693	0.0704	76.3	77.9	1	10.0-140			1.64	36
Benzo(g,h,i)perylene	0.0908	ND	0.0739	0.0771	81.3	85.3	1	10.0-140			4.26	33
Benzo(k)fluoranthene	0.0908	ND	0.0646	0.0679	71.1	75.1	1	10.0-137			5.02	31
Chrysene	0.0908	ND	0.0670	0.0686	73.7	75.9	1	10.0-145			2.37	30
Dibenz(a,h)anthracene	0.0908	ND	0.0687	0.0698	75.6	77.3	1	10.0-132			1.66	31
Fluoranthene	0.0908	ND	0.0630	0.0635	69.3	70.3	1	10.0-153			0.907	33
Fluorene	0.0908	ND	0.0663	0.0695	73.0	76.9	1	11.0-130			4.73	29
Indeno(1,2,3-cd)pyrene	0.0908	ND	0.0602	0.0638	66.3	70.6	1	10.0-137			5.74	32
Naphthalene	0.0908	ND	0.0634	0.0670	69.8	74.1	1	10.0-135			5.45	27
Phenanthrene	0.0908	ND	0.0659	0.0682	72.6	75.5	1	10.0-144			3.42	31
Pyrene	0.0908	ND	0.0666	0.0687	73.4	76.0	1	10.0-148			3.05	35
1-Methylnaphthalene	0.0908	ND	0.0650	0.0682	71.6	75.5	1	10.0-142			4.82	28
2-Methylnaphthalene	0.0908	ND	0.0632	0.0658	69.6	72.8	1	10.0-137			4.09	28
(S) p-Terphenyl-d14					71.3	75.6		23.0-120				
(S) 2-Fluorobiphenyl					71.9	77.8		34.0-125				
(S) 2-Methylnaphthalene-d10					70.2	74.3		50.0-150				

1 Cp

2 Tc

3 Ss

4 Cn

5 Sr

6 Qc

7 Gl

8 Al

9 Sc

GLOSSARY OF TERMS

Guide to Reading and Understanding Your Laboratory Report

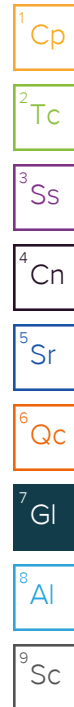
The information below is designed to better explain the various terms used in your report of analytical results from the Laboratory. This is not intended as a comprehensive explanation, and if you have additional questions please contact your project representative.

Results Disclaimer - Information that may be provided by the customer, and contained within this report, include Permit Limits, Project Name, Sample ID, Sample Matrix, Sample Preservation, Field Blanks, Field Spikes, Field Duplicates, On-Site Data, Sampling Collection Dates/Times, and Sampling Location. Results relate to the accuracy of this information provided, and as the samples are received.

Abbreviations and Definitions

(dry)	Results are reported based on the dry weight of the sample. [this will only be present on a dry report basis for soils].
MDL	Method Detection Limit.
ND	Not detected at the Reporting Limit (or MDL where applicable).
RDL	Reported Detection Limit.
RDL (dry)	Reported Detection Limit.
Rec.	Recovery.
RPD	Relative Percent Difference.
SDG	Sample Delivery Group.
(S)	Surrogate (Surrogate Standard) - Analytes added to every blank, sample, Laboratory Control Sample/Duplicate and Matrix Spike/Duplicate; used to evaluate analytical efficiency by measuring recovery. Surrogates are not expected to be detected in all environmental media.
U	Not detected at the Reporting Limit (or MDL where applicable).
Analyte	The name of the particular compound or analysis performed. Some Analyses and Methods will have multiple analytes reported.
Dilution	If the sample matrix contains an interfering material, the sample preparation volume or weight values differ from the standard, or if concentrations of analytes in the sample are higher than the highest limit of concentration that the laboratory can accurately report, the sample may be diluted for analysis. If a value different than 1 is used in this field, the result reported has already been corrected for this factor.
Limits	These are the target % recovery ranges or % difference value that the laboratory has historically determined as normal for the method and analyte being reported. Successful QC Sample analysis will target all analytes recovered or duplicated within these ranges.
Original Sample	The non-spiked sample in the prep batch used to determine the Relative Percent Difference (RPD) from a quality control sample. The Original Sample may not be included within the reported SDG.
Qualifier	This column provides a letter and/or number designation that corresponds to additional information concerning the result reported. If a Qualifier is present, a definition per Qualifier is provided within the Glossary and Definitions page and potentially a discussion of possible implications of the Qualifier in the Case Narrative if applicable.
Result	The actual analytical final result (corrected for any sample specific characteristics) reported for your sample. If there was no measurable result returned for a specific analyte, the result in this column may state "ND" (Not Detected) or "BDL" (Below Detectable Levels). The information in the results column should always be accompanied by either an MDL (Method Detection Limit) or RDL (Reporting Detection Limit) that defines the lowest value that the laboratory could detect or report for this analyte.
Uncertainty (Radiochemistry)	Confidence level of 2 sigma.
U (Radiochemistry)	Result + Error < MDA.
J (Radiochemistry)	Result < MDA; Result + Error > MDA.
Case Narrative (Cn)	A brief discussion about the included sample results, including a discussion of any non-conformances to protocol observed either at sample receipt by the laboratory from the field or during the analytical process. If present, there will be a section in the Case Narrative to discuss the meaning of any data qualifiers used in the report.
Quality Control Summary (Qc)	This section of the report includes the results of the laboratory quality control analyses required by procedure or analytical methods to assist in evaluating the validity of the results reported for your samples. These analyses are not being performed on your samples typically, but on laboratory generated material.
Sample Chain of Custody (Sc)	This is the document created in the field when your samples were initially collected. This is used to verify the time and date of collection, the person collecting the samples, and the analyses that the laboratory is requested to perform. This chain of custody also documents all persons (excluding commercial shippers) that have had control or possession of the samples from the time of collection until delivery to the laboratory for analysis.
Sample Results (Sr)	This section of your report will provide the results of all testing performed on your samples. These results are provided by sample ID and are separated by the analyses performed on each sample. The header line of each analysis section for each sample will provide the name and method number for the analysis reported.
Sample Summary (Ss)	This section of the Analytical Report defines the specific analyses performed for each sample ID, including the dates and times of preparation and/or analysis.

Qualifier	Description
B	The same analyte is found in the associated blank.
J	The identification of the analyte is acceptable; the reported value is an estimate.
J3	The associated batch QC was outside the established quality control range for precision.
J6	The sample matrix interfered with the ability to make any accurate determination; spike value is low.
V	The sample concentration is too high to evaluate accurate spike recoveries.



ACCREDITATIONS & LOCATIONS

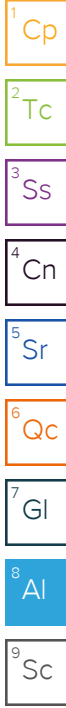
Pace Analytical National 12065 Lebanon Rd Mount Juliet, TN 37122

Alabama	40660	Nebraska	NE-OS-15-05
Alaska	17-026	Nevada	TN000032021-1
Arizona	AZ0612	New Hampshire	2975
Arkansas	88-0469	New Jersey–NELAP	TN002
California	2932	New Mexico ¹	TN00003
Colorado	TN00003	New York	11742
Connecticut	PH-0197	North Carolina	Env375
Florida	E87487	North Carolina ¹	DW21704
Georgia	NELAP	North Carolina ³	41
Georgia ¹	923	North Dakota	R-140
Idaho	TN00003	Ohio–VAP	CL0069
Illinois	200008	Oklahoma	9915
Indiana	C-TN-01	Oregon	TN200002
Iowa	364	Pennsylvania	68-02979
Kansas	E-10277	Rhode Island	LA000356
Kentucky ^{1,6}	KY90010	South Carolina	84004002
Kentucky ²	16	South Dakota	n/a
Louisiana	AI30792	Tennessee ^{1,4}	2006
Louisiana	LA018	Texas	T104704245-20-18
Maine	TN00003	Texas ⁵	LAB0152
Maryland	324	Utah	TN000032021-11
Massachusetts	M-TN003	Vermont	VT2006
Michigan	9958	Virginia	110033
Minnesota	047-999-395	Washington	C847
Mississippi	TN00003	West Virginia	233
Missouri	340	Wisconsin	998093910
Montana	CERT0086	Wyoming	A2LA
A2LA – ISO 17025	1461.01	AIHA-LAP,LLC EMLAP	100789
A2LA – ISO 17025 ⁵	1461.02	DOD	1461.01
Canada	1461.01	USDA	P330-15-00234
EPA–Crypto	TN00003		

¹ Drinking Water ² Underground Storage Tanks ³ Aquatic Toxicity ⁴ Chemical/Microbiological ⁵ Mold ⁶ Wastewater n/a Accreditation not applicable

* Not all certifications held by the laboratory are applicable to the results reported in the attached report.

* Accreditation is only applicable to the test methods specified on each scope of accreditation held by Pace Analytical.





12065 Lebanon Rd
 Mount Juliet, TN 37122
 Ph: 615-758-5858
 Ph: 800-767-5859
 Fax: 615-758-5859

Client:
 TEP Rocky Mountain
 1058 County Road 215
 Parachute, CO 81650

Billing info:
 TEP Rocky Mountain
 1058 County Road 215
 Parachute, CO 81650
 Acct #: TERENGPCO

Report To:
 Mike Gardner & Kris Rowe

E-Mail:
 mgardner@terraep.com
 krowe@terrep.com

Project Description:
 TEP - GV 5-33 - 12" Line Leak - Exc. Conf.

City/State Collected:
 COLORADO

Phone: 970-243-3271
Fax: 970-243-4380

Client Project #:
 12" Line Leak - Conf.

Lab Project #

Collected By:
 Kris Rowe

Site/Facility ID:
 GV 5-33

P.O. #

Collected By (Signature):

Rush ? (lab must be notified)
 Same Day----- (200%)
 Next Day----- (100%)
 Two Day----- (50%)
 Three Day----- (25%)

Date Results Needed
 5-7 Day TAT (By 2/18/26)

Email? ___ No X Yes
Fax? X ___ No ___ Yes

Immediately
 Packed on ice N ___ Y X

Sample ID	Comp/Grab	Matrix*	Depth	Date	Time	No. Of Cntrs	ECMC Table 915-1								
SP 1 - Trench Bottom	Grab	Soil	20'	2/4/2026	13:00	3	X								
SP 2 - Trench Side Wall (N)	Grab	Soil	10'	2/4/2026	13:15	3	X								
SP 3 - Hillside (DG 1)	Grab	Soil	6-8"	2/4/2026	13:40	3	X								
SP 4 - Hills Side (DG 2)	Grab	Soil	6-8"	2/4/2026	13:55	3	X								
SP 5 - Hillside (DG 3)	Grab	Soil	6-8"	2/4/2026	14:10	3	X								
SP 6 - Hillside (DG 4)	Grab	Soil	6-8"	2/4/2026	14:20	3	X								
SP 7 - West Culvert	Grab	Soil	0-6"	2/4/2026	14:30	3	X								
SP 8 - East Culvert	Grab	Soil	0-6"	2/4/2026	14:45	3	X								

B011

Acct #:
 L1942068

Template:

Prelogin:
 PM: 824 - Chris Ward
 PB:

* Matrix SS-Soil GW-Groundwater WW-WasteWater DW-Drinking Water OT-Other

Remarks: 5-7 Day TAT Needed
 4622 5481 8800

Sample Receipt Checklist

COC Seal Present/Intact: N WF If Applicable

COC Signed/Accurate: N VOA Zero Headspace: Y N

Bottles arrive intact: N Pres. Correct/Check: Y N

Correct bottles used: N

Sufficient volume sent: N

SA Screen <0.5 mL/hr: N

Condition: NCF OK

Relinquished by (Sign) 	Date: 2/5/26	Time: 1200	Relinquished by (Sign) 	Samples Returned Via ___ UPS ___ FedEx	Condition: (Lab Use)
Relinquished by (Sign) 	Date: 2/5/26	Time: 1500	Relinquished by (Sign) 	Temp: °C # Bot 26.40=0.6	COC Seal Intact ___ Y ___ N
Relinquished by (Sign) 	Date:	Time:	Received for lab by (Sign) 	Date: 2/6/26 Time: 0830	pH Checked NCF:

HANA MWECHING 2.7.26-0900