

**Chevron - CO**

Sample Delivery Group: L1875770  
Samples Received: 07/03/2025  
Project Number: 38063  
Description: Mowery 19-1

Report To: CDH Team  
2115 117th Avenue  
Greeley, CO 80631

Entire Report Reviewed By:



Chris Ward  
Project Manager

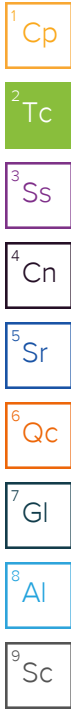
Results relate only to the items tested or calibrated and are reported as rounded values. This test report shall not be reproduced, except in full, without written approval of the laboratory. Where applicable, sampling conducted by Pace Analytical National is performed per guidance provided in laboratory standard operating procedures ENV-SOP-MTJL-0067 and ENV-SOP-MTJL-0068. Where sampling conducted by the customer, results relate to the accuracy of the information provided, and as the samples are received.

**Pace Analytical National**

12065 Lebanon Rd Mount Juliet, TN 37122 615-758-5858 800-767-5859 mydata.pacelabs.com

# TABLE OF CONTENTS

<b>Cp: Cover Page</b>	<b>1</b>
<b>Tc: Table of Contents</b>	<b>2</b>
<b>Ss: Sample Summary</b>	<b>3</b>
<b>Cn: Case Narrative</b>	<b>4</b>
<b>Sr: Sample Results</b>	<b>5</b>
<b>FL01-W-R@4' L1875770-01</b>	<b>5</b>
<b>FL01-S-R@5' L1875770-02</b>	<b>7</b>
<b>FL01-01@4' L1875770-08</b>	<b>9</b>
<b>Qc: Quality Control Summary</b>	<b>11</b>
<b>Wet Chemistry by Method 7199</b>	<b>11</b>
<b>Wet Chemistry by Method 9045D (S-1.10)</b>	<b>14</b>
<b>Wet Chemistry by Method 9050AMod (S-1.20)</b>	<b>15</b>
<b>Metals (ICP) by Method 6010D (S-7.10)</b>	<b>16</b>
<b>Metals (ICPMS) by Method 6020B</b>	<b>17</b>
<b>Volatile Organic Compounds (GC) by Method 8015D</b>	<b>18</b>
<b>Volatile Organic Compounds (GC/MS) by Method 8260D</b>	<b>20</b>
<b>Semi-Volatile Organic Compounds (GC) by Method 8015M</b>	<b>21</b>
<b>Semi Volatile Organic Compounds (GC/MS) by Method 8270E-SIM</b>	<b>22</b>
<b>Gl: Glossary of Terms</b>	<b>24</b>
<b>Al: Accreditations &amp; Locations</b>	<b>25</b>
<b>Sc: Sample Chain of Custody</b>	<b>26</b>



# SAMPLE SUMMARY

## FL01-W-R@4' L1875770-01

Collected by: Simon Hertzler  
 Collected date/time: 07/02/25 11:48  
 Received date/time: 07/03/25 09:00

Method	Batch	Dilution	Preparation date/time	Analysis date/time	Analyst	Location
Calculated Results	WG2553728	1	07/17/25 15:03	07/17/25 15:03	JTM	Mt. Juliet, TN
Wet Chemistry by Method 7199	WG2558101	.988	07/21/25 09:00	07/25/25 14:42	ERP	Las Vegas, NV
Wet Chemistry by Method 9045D (S-1.10)	WG2561923	1	07/18/25 06:53	07/20/25 10:41	BJM	Mt. Juliet, TN
Wet Chemistry by Method 9050AMod (S-1.20)	WG2561922	1	07/18/25 06:49	07/23/25 11:30	KCB	Mt. Juliet, TN
Metals (ICP) by Method 6010D (S-7.10)	WG2553738	1	07/08/25 08:13	07/16/25 01:52	RLS	Mt. Juliet, TN
Metals (ICPMS) by Method 6020B	WG2556290	5	07/10/25 08:26	07/25/25 19:11	JPD	Mt. Juliet, TN
Volatile Organic Compounds (GC) by Method 8015D	WG2553780	1	07/03/25 23:43	07/06/25 12:55	AEB	Mt. Juliet, TN
Volatile Organic Compounds (GC/MS) by Method 8260D	WG2554136	1	07/03/25 23:43	07/06/25 18:17	DWR	Mt. Juliet, TN
Semi-Volatile Organic Compounds (GC) by Method 8015M	WG2556930	1	07/15/25 06:02	07/15/25 18:02	TJD	Mt. Juliet, TN
Semi Volatile Organic Compounds (GC/MS) by Method 8270E-SIM	WG2559508	1	07/15/25 12:50	07/16/25 11:13	KB	Mt. Juliet, TN



## FL01-S-R@5' L1875770-02

Collected by: Simon Hertzler  
 Collected date/time: 07/02/25 12:54  
 Received date/time: 07/03/25 09:00

Method	Batch	Dilution	Preparation date/time	Analysis date/time	Analyst	Location
Calculated Results	WG2553728	1	07/17/25 15:05	07/17/25 15:05	JTM	Mt. Juliet, TN
Wet Chemistry by Method 7199	WG2564024	1	07/29/25 10:42	08/04/25 17:13	EKB	Mt. Juliet, TN
Wet Chemistry by Method 9045D (S-1.10)	WG2561923	1	07/18/25 06:53	07/20/25 10:41	BJM	Mt. Juliet, TN
Wet Chemistry by Method 9050AMod (S-1.20)	WG2561922	1	07/18/25 06:49	07/23/25 11:30	KCB	Mt. Juliet, TN
Metals (ICP) by Method 6010D (S-7.10)	WG2553738	1	07/08/25 08:13	07/16/25 01:55	RLS	Mt. Juliet, TN
Metals (ICPMS) by Method 6020B	WG2556290	5	07/10/25 08:26	07/25/25 19:14	JPD	Mt. Juliet, TN
Volatile Organic Compounds (GC) by Method 8015D	WG2553780	1	07/03/25 23:43	07/06/25 13:14	AEB	Mt. Juliet, TN
Volatile Organic Compounds (GC/MS) by Method 8260D	WG2554136	1	07/03/25 23:43	07/06/25 18:38	DWR	Mt. Juliet, TN
Semi-Volatile Organic Compounds (GC) by Method 8015M	WG2556930	1	07/15/25 06:02	07/15/25 18:55	TJD	Mt. Juliet, TN
Semi Volatile Organic Compounds (GC/MS) by Method 8270E-SIM	WG2559508	1	07/15/25 12:50	07/16/25 11:31	KB	Mt. Juliet, TN

## FL01-01@4' L1875770-08

Collected by: Simon Hertzler  
 Collected date/time: 07/02/25 13:47  
 Received date/time: 07/03/25 09:00

Method	Batch	Dilution	Preparation date/time	Analysis date/time	Analyst	Location
Calculated Results	WG2553728	1	07/17/25 15:07	07/17/25 15:07	JTM	Mt. Juliet, TN
Wet Chemistry by Method 7199	WG2558101	.965	07/21/25 09:00	07/25/25 15:04	ERP	Las Vegas, NV
Wet Chemistry by Method 9045D (S-1.10)	WG2561923	1	07/18/25 06:53	07/20/25 10:41	BJM	Mt. Juliet, TN
Wet Chemistry by Method 9050AMod (S-1.20)	WG2561922	1	07/18/25 06:49	07/23/25 11:30	KCB	Mt. Juliet, TN
Metals (ICP) by Method 6010D (S-7.10)	WG2553738	1	07/08/25 08:13	07/16/25 01:58	RLS	Mt. Juliet, TN
Metals (ICPMS) by Method 6020B	WG2556290	5	07/10/25 08:26	07/25/25 18:52	JPD	Mt. Juliet, TN
Volatile Organic Compounds (GC) by Method 8015D	WG2554772	1	07/06/25 13:57	07/08/25 02:42	DWR	Mt. Juliet, TN
Volatile Organic Compounds (GC/MS) by Method 8260D	WG2554136	1	07/06/25 13:57	07/06/25 18:58	DWR	Mt. Juliet, TN
Semi-Volatile Organic Compounds (GC) by Method 8015M	WG2556930	1	07/15/25 06:02	07/15/25 20:39	TJD	Mt. Juliet, TN
Semi Volatile Organic Compounds (GC/MS) by Method 8270E-SIM	WG2559508	1	07/15/25 12:50	07/16/25 11:48	KB	Mt. Juliet, TN

# CASE NARRATIVE

All sample aliquots were received at the correct temperature, in the proper containers, with the appropriate preservatives, and within method specified holding times, unless qualified or notated within the report. Where applicable, all MDL (LOD) and RDL (LOQ) values reported for environmental samples have been corrected for the dilution factor used in the analysis. All Method and Batch Quality Control are within established criteria except where addressed in this case narrative, a non-conformance form or properly qualified within the sample results. By my digital signature below, I affirm to the best of my knowledge, all problems/anomalies observed by the laboratory as having the potential to affect the quality of the data have been identified by the laboratory, and no information or data have been knowingly withheld that would affect the quality of the data.



Chris Ward  
Project Manager

- <sup>1</sup> Cp
- <sup>2</sup> Tc
- <sup>3</sup> Ss
- <sup>4</sup> Cn
- <sup>5</sup> Sr
- <sup>6</sup> Qc
- <sup>7</sup> Gl
- <sup>8</sup> Al
- <sup>9</sup> Sc

Calculated Results

Analyte	Result	Qualifier	Dilution	Analysis date / time	Batch
Sodium Adsorption Ratio	1.80		1	07/17/2025 15:03	WG2553728

Wet Chemistry by Method 7199

Analyte	Result mg/kg	Qualifier	RDL mg/kg	Dilution	Analysis date / time	Batch
Hexavalent Chromium	ND		0.198	.988	07/25/2025 14:42	<a href="#">WG2558101</a>

Wet Chemistry by Method 9045D (S-1.10)

Analyte	Result su	Qualifier	Dilution	Analysis date / time	Batch
pH	7.99		1	07/20/2025 10:41	<a href="#">WG2561923</a>

Sample Narrative:

L1875770-01 WG2561923: 7.99 at 25.4C

Wet Chemistry by Method 9050AMod (S-1.20)

Analyte	Result	Units	Qualifier	RDL	Dilution	Analysis date / time	Batch
Specific Conductance	0.522	mmhos/cm		0.0100	1	07/23/2025 11:30	<a href="#">WG2561922</a>

Sample Narrative:

L1875770-01 WG2561922: at 25C

Metals (ICP) by Method 6010D (S-7.10)

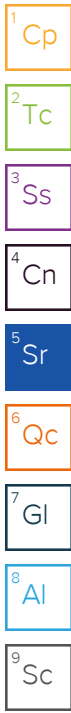
Analyte	Result mg/l	Qualifier	RDL mg/l	Dilution	Analysis date / time	Batch
Hot Water Sol. Boron	ND		0.100	1	07/16/2025 01:52	<a href="#">WG2553738</a>

Metals (ICPMS) by Method 6020B

Analyte	Result mg/kg	Qualifier	RDL mg/kg	Dilution	Analysis date / time	Batch
Arsenic	4.02		0.100	5	07/25/2025 19:11	<a href="#">WG2556290</a>
Barium	163		10.0	5	07/25/2025 19:11	<a href="#">WG2556290</a>
Cadmium	0.734		0.100	5	07/25/2025 19:11	<a href="#">WG2556290</a>
Copper	17.4		10.0	5	07/25/2025 19:11	<a href="#">WG2556290</a>
Lead	15.8		10.0	5	07/25/2025 19:11	<a href="#">WG2556290</a>
Nickel	12.9		10.0	5	07/25/2025 19:11	<a href="#">WG2556290</a>
Selenium	0.606		0.100	5	07/25/2025 19:11	<a href="#">WG2556290</a>
Silver	ND		0.500	5	07/25/2025 19:11	<a href="#">WG2556290</a>
Zinc	72.3		50.0	5	07/25/2025 19:11	<a href="#">WG2556290</a>

Volatile Organic Compounds (GC) by Method 8015D

Analyte	Result mg/kg	Qualifier	RDL mg/kg	Dilution	Analysis date / time	Batch
TPH (GC/FID) Low Fraction	ND		0.100	1	07/06/2025 12:55	<a href="#">WG2553780</a>
(S) a, a, a-Trifluorotoluene(FID)	89.6		77.0-120		07/06/2025 12:55	<a href="#">WG2553780</a>



Volatile Organic Compounds (GC/MS) by Method 8260D

Analyte	Result mg/kg	Qualifier	RDL mg/kg	Dilution	Analysis date / time	Batch
Benzene	ND		0.00100	1	07/06/2025 18:17	<a href="#">WG2554136</a>
Ethylbenzene	ND		0.0100	1	07/06/2025 18:17	<a href="#">WG2554136</a>
Toluene	ND		0.0100	1	07/06/2025 18:17	<a href="#">WG2554136</a>
1,2,4-Trimethylbenzene	ND		0.00500	1	07/06/2025 18:17	<a href="#">WG2554136</a>
1,3,5-Trimethylbenzene	ND	<a href="#">C3 J4</a>	0.00500	1	07/06/2025 18:17	<a href="#">WG2554136</a>
Xylenes, Total	ND		0.100	1	07/06/2025 18:17	<a href="#">WG2554136</a>
(S) Toluene-d8	97.2		75.0-131		07/06/2025 18:17	<a href="#">WG2554136</a>
(S) 4-Bromofluorobenzene	99.6		67.0-138		07/06/2025 18:17	<a href="#">WG2554136</a>
(S) 1,2-Dichloroethane-d4	121		70.0-130		07/06/2025 18:17	<a href="#">WG2554136</a>

1 Cp

2 Tc

3 Ss

4 Cn

5 Sr

Semi-Volatile Organic Compounds (GC) by Method 8015M

Analyte	Result mg/kg	Qualifier	RDL mg/kg	Dilution	Analysis date / time	Batch
C10-C28 Diesel Range	ND		4.00	1	07/15/2025 18:02	<a href="#">WG2556930</a>
C28-C36 Motor Oil Range	ND		4.00	1	07/15/2025 18:02	<a href="#">WG2556930</a>
(S) o-Terphenyl	50.8		18.0-148		07/15/2025 18:02	<a href="#">WG2556930</a>

6 Qc

7 Gl

8 Al

Semi Volatile Organic Compounds (GC/MS) by Method 8270E-SIM

Analyte	Result mg/kg	Qualifier	RDL mg/kg	Dilution	Analysis date / time	Batch
Anthracene	ND		0.0330	1	07/16/2025 11:13	<a href="#">WG2559508</a>
Acenaphthene	ND		0.0330	1	07/16/2025 11:13	<a href="#">WG2559508</a>
Acenaphthylene	ND		0.0330	1	07/16/2025 11:13	<a href="#">WG2559508</a>
Benzo(a)anthracene	ND		0.00600	1	07/16/2025 11:13	<a href="#">WG2559508</a>
Benzo(a)pyrene	ND		0.0330	1	07/16/2025 11:13	<a href="#">WG2559508</a>
Benzo(b)fluoranthene	ND		0.0330	1	07/16/2025 11:13	<a href="#">WG2559508</a>
Benzo(g,h,i)perylene	ND		0.0330	1	07/16/2025 11:13	<a href="#">WG2559508</a>
Benzo(k)fluoranthene	ND		0.0330	1	07/16/2025 11:13	<a href="#">WG2559508</a>
Chrysene	ND		0.0330	1	07/16/2025 11:13	<a href="#">WG2559508</a>
Dibenz(a,h)anthracene	ND		0.0330	1	07/16/2025 11:13	<a href="#">WG2559508</a>
Fluoranthene	ND		0.0330	1	07/16/2025 11:13	<a href="#">WG2559508</a>
Fluorene	ND		0.0330	1	07/16/2025 11:13	<a href="#">WG2559508</a>
Indeno(1,2,3-cd)pyrene	ND		0.0330	1	07/16/2025 11:13	<a href="#">WG2559508</a>
Naphthalene	ND		0.00300	1	07/16/2025 11:13	<a href="#">WG2559508</a>
Phenanthrene	ND		0.0330	1	07/16/2025 11:13	<a href="#">WG2559508</a>
Pyrene	ND		0.0330	1	07/16/2025 11:13	<a href="#">WG2559508</a>
1-Methylnaphthalene	ND		0.00300	1	07/16/2025 11:13	<a href="#">WG2559508</a>
2-Methylnaphthalene	ND		0.0120	1	07/16/2025 11:13	<a href="#">WG2559508</a>
(S) p-Terphenyl-d14	89.8		23.0-120		07/16/2025 11:13	<a href="#">WG2559508</a>
(S) Nitrobenzene-d5	91.3		14.0-149		07/16/2025 11:13	<a href="#">WG2559508</a>
(S) 2-Fluorobiphenyl	93.5		34.0-125		07/16/2025 11:13	<a href="#">WG2559508</a>

9 Sc

Calculated Results

Analyte	Result	Qualifier	Dilution	Analysis date / time	Batch
Sodium Adsorption Ratio	0.374		1	07/17/2025 15:05	WG2553728

Wet Chemistry by Method 7199

Analyte	Result	Qualifier	RDL	Dilution	Analysis date / time	Batch
Hexavalent Chromium	0.285		0.200	1	08/04/2025 17:13	<a href="#">WG2564024</a>

Wet Chemistry by Method 9045D (S-1.10)

Analyte	Result	Qualifier	Dilution	Analysis date / time	Batch
pH	8.03		1	07/20/2025 10:41	<a href="#">WG2561923</a>

Sample Narrative:

L1875770-02 WG2561923: 8.03 at 25.7C

Wet Chemistry by Method 9050AMod (S-1.20)

Analyte	Result	Units	Qualifier	RDL	Dilution	Analysis date / time	Batch
Specific Conductance	0.340	mmhos/cm		0.0100	1	07/23/2025 11:30	<a href="#">WG2561922</a>

Sample Narrative:

L1875770-02 WG2561922: at 25C

Metals (ICP) by Method 6010D (S-7.10)

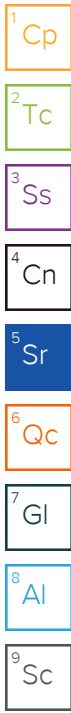
Analyte	Result	Qualifier	RDL	Dilution	Analysis date / time	Batch
Hot Water Sol. Boron	ND		0.100	1	07/16/2025 01:55	<a href="#">WG2553738</a>

Metals (ICPMS) by Method 6020B

Analyte	Result	Qualifier	RDL	Dilution	Analysis date / time	Batch
Arsenic	2.68		0.100	5	07/25/2025 19:14	<a href="#">WG2556290</a>
Barium	86.3		10.0	5	07/25/2025 19:14	<a href="#">WG2556290</a>
Cadmium	0.154		0.100	5	07/25/2025 19:14	<a href="#">WG2556290</a>
Copper	ND		10.0	5	07/25/2025 19:14	<a href="#">WG2556290</a>
Lead	ND		10.0	5	07/25/2025 19:14	<a href="#">WG2556290</a>
Nickel	ND		10.0	5	07/25/2025 19:14	<a href="#">WG2556290</a>
Selenium	0.340		0.100	5	07/25/2025 19:14	<a href="#">WG2556290</a>
Silver	ND		0.500	5	07/25/2025 19:14	<a href="#">WG2556290</a>
Zinc	ND		50.0	5	07/25/2025 19:14	<a href="#">WG2556290</a>

Volatile Organic Compounds (GC) by Method 8015D

Analyte	Result	Qualifier	RDL	Dilution	Analysis date / time	Batch
TPH (GC/FID) Low Fraction	ND		0.100	1	07/06/2025 13:14	<a href="#">WG2553780</a>
(S) a, a, a-Trifluorotoluene(FID)	91.7		77.0-120		07/06/2025 13:14	<a href="#">WG2553780</a>



Volatile Organic Compounds (GC/MS) by Method 8260D

Analyte	Result mg/kg	Qualifier	RDL mg/kg	Dilution	Analysis date / time	Batch
Benzene	ND		0.00100	1	07/06/2025 18:38	<a href="#">WG2554136</a>
Ethylbenzene	ND		0.0100	1	07/06/2025 18:38	<a href="#">WG2554136</a>
Toluene	ND		0.0100	1	07/06/2025 18:38	<a href="#">WG2554136</a>
1,2,4-Trimethylbenzene	ND		0.00500	1	07/06/2025 18:38	<a href="#">WG2554136</a>
1,3,5-Trimethylbenzene	ND	<a href="#">C3 J4</a>	0.00500	1	07/06/2025 18:38	<a href="#">WG2554136</a>
Xylenes, Total	ND		0.100	1	07/06/2025 18:38	<a href="#">WG2554136</a>
(S) Toluene-d8	101		75.0-131		07/06/2025 18:38	<a href="#">WG2554136</a>
(S) 4-Bromofluorobenzene	94.6		67.0-138		07/06/2025 18:38	<a href="#">WG2554136</a>
(S) 1,2-Dichloroethane-d4	114		70.0-130		07/06/2025 18:38	<a href="#">WG2554136</a>

1 Cp  
2 Tc  
3 Ss  
4 Cn  
5 Sr  
6 Qc  
7 Gl  
8 Al  
9 Sc

Semi-Volatile Organic Compounds (GC) by Method 8015M

Analyte	Result mg/kg	Qualifier	RDL mg/kg	Dilution	Analysis date / time	Batch
C10-C28 Diesel Range	ND		4.00	1	07/15/2025 18:55	<a href="#">WG2556930</a>
C28-C36 Motor Oil Range	ND		4.00	1	07/15/2025 18:55	<a href="#">WG2556930</a>
(S) o-Terphenyl	59.7		18.0-148		07/15/2025 18:55	<a href="#">WG2556930</a>

Semi Volatile Organic Compounds (GC/MS) by Method 8270E-SIM

Analyte	Result mg/kg	Qualifier	RDL mg/kg	Dilution	Analysis date / time	Batch
Anthracene	ND		0.0330	1	07/16/2025 11:31	<a href="#">WG2559508</a>
Acenaphthene	ND		0.0330	1	07/16/2025 11:31	<a href="#">WG2559508</a>
Acenaphthylene	ND		0.0330	1	07/16/2025 11:31	<a href="#">WG2559508</a>
Benzo(a)anthracene	ND		0.00600	1	07/16/2025 11:31	<a href="#">WG2559508</a>
Benzo(a)pyrene	ND		0.0330	1	07/16/2025 11:31	<a href="#">WG2559508</a>
Benzo(b)fluoranthene	ND		0.0330	1	07/16/2025 11:31	<a href="#">WG2559508</a>
Benzo(g,h,i)perylene	ND		0.0330	1	07/16/2025 11:31	<a href="#">WG2559508</a>
Benzo(k)fluoranthene	ND		0.0330	1	07/16/2025 11:31	<a href="#">WG2559508</a>
Chrysene	ND		0.0330	1	07/16/2025 11:31	<a href="#">WG2559508</a>
Dibenz(a,h)anthracene	ND		0.0330	1	07/16/2025 11:31	<a href="#">WG2559508</a>
Fluoranthene	ND		0.0330	1	07/16/2025 11:31	<a href="#">WG2559508</a>
Fluorene	ND		0.0330	1	07/16/2025 11:31	<a href="#">WG2559508</a>
Indeno(1,2,3-cd)pyrene	ND		0.0330	1	07/16/2025 11:31	<a href="#">WG2559508</a>
Naphthalene	ND		0.00300	1	07/16/2025 11:31	<a href="#">WG2559508</a>
Phenanthrene	ND		0.0330	1	07/16/2025 11:31	<a href="#">WG2559508</a>
Pyrene	ND		0.0330	1	07/16/2025 11:31	<a href="#">WG2559508</a>
1-Methylnaphthalene	ND		0.00300	1	07/16/2025 11:31	<a href="#">WG2559508</a>
2-Methylnaphthalene	ND		0.0120	1	07/16/2025 11:31	<a href="#">WG2559508</a>
(S) p-Terphenyl-d14	81.4		23.0-120		07/16/2025 11:31	<a href="#">WG2559508</a>
(S) Nitrobenzene-d5	82.7		14.0-149		07/16/2025 11:31	<a href="#">WG2559508</a>
(S) 2-Fluorobiphenyl	84.3		34.0-125		07/16/2025 11:31	<a href="#">WG2559508</a>

Calculated Results

Analyte	Result	Qualifier	Dilution	Analysis date / time	Batch
Sodium Adsorption Ratio	1.68		1	07/17/2025 15:07	WG2553728

Wet Chemistry by Method 7199

Analyte	Result mg/kg	Qualifier	RDL mg/kg	Dilution	Analysis date / time	Batch
Hexavalent Chromium	ND		0.193	.965	07/25/2025 15:04	<a href="#">WG2558101</a>

Wet Chemistry by Method 9045D (S-1.10)

Analyte	Result su	Qualifier	Dilution	Analysis date / time	Batch
pH	8.07		1	07/20/2025 10:41	<a href="#">WG2561923</a>

Sample Narrative:

L1875770-08 WG2561923: 8.07 at 25.5C

Wet Chemistry by Method 9050AMod (S-1.20)

Analyte	Result	Units	Qualifier	RDL	Dilution	Analysis date / time	Batch
Specific Conductance	0.582	mmhos/cm		0.0100	1	07/23/2025 11:30	<a href="#">WG2561922</a>

Sample Narrative:

L1875770-08 WG2561922: at 25C

Metals (ICP) by Method 6010D (S-7.10)

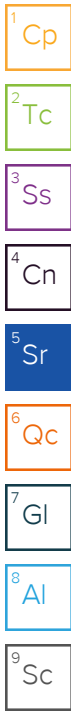
Analyte	Result mg/l	Qualifier	RDL mg/l	Dilution	Analysis date / time	Batch
Hot Water Sol. Boron	ND		0.100	1	07/16/2025 01:58	<a href="#">WG2553738</a>

Metals (ICPMS) by Method 6020B

Analyte	Result mg/kg	Qualifier	RDL mg/kg	Dilution	Analysis date / time	Batch
Arsenic	2.01		0.100	5	07/25/2025 18:52	<a href="#">WG2556290</a>
Barium	62.8		10.0	5	07/25/2025 18:52	<a href="#">WG2556290</a>
Cadmium	0.103		0.100	5	07/25/2025 18:52	<a href="#">WG2556290</a>
Copper	ND		10.0	5	07/25/2025 18:52	<a href="#">WG2556290</a>
Lead	ND		10.0	5	07/25/2025 18:52	<a href="#">WG2556290</a>
Nickel	ND		10.0	5	07/25/2025 18:52	<a href="#">WG2556290</a>
Selenium	0.357		0.100	5	07/25/2025 18:52	<a href="#">WG2556290</a>
Silver	ND		0.500	5	07/25/2025 18:52	<a href="#">WG2556290</a>
Zinc	ND		50.0	5	07/25/2025 18:52	<a href="#">WG2556290</a>

Volatile Organic Compounds (GC) by Method 8015D

Analyte	Result mg/kg	Qualifier	RDL mg/kg	Dilution	Analysis date / time	Batch
TPH (GC/FID) Low Fraction	ND		0.100	1	07/08/2025 02:42	<a href="#">WG2554772</a>
(S) a, a, a-Trifluorotoluene(FID)	101		77.0-120		07/08/2025 02:42	<a href="#">WG2554772</a>



Volatile Organic Compounds (GC/MS) by Method 8260D

Analyte	Result mg/kg	Qualifier	RDL mg/kg	Dilution	Analysis date / time	Batch
Benzene	ND		0.00100	1	07/06/2025 18:58	<a href="#">WG2554136</a>
Ethylbenzene	ND		0.0100	1	07/06/2025 18:58	<a href="#">WG2554136</a>
Toluene	ND		0.0100	1	07/06/2025 18:58	<a href="#">WG2554136</a>
1,2,4-Trimethylbenzene	ND		0.00500	1	07/06/2025 18:58	<a href="#">WG2554136</a>
1,3,5-Trimethylbenzene	ND	<a href="#">C3 J4</a>	0.00500	1	07/06/2025 18:58	<a href="#">WG2554136</a>
Xylenes, Total	ND		0.100	1	07/06/2025 18:58	<a href="#">WG2554136</a>
(S) Toluene-d8	99.0		75.0-131		07/06/2025 18:58	<a href="#">WG2554136</a>
(S) 4-Bromofluorobenzene	96.6		67.0-138		07/06/2025 18:58	<a href="#">WG2554136</a>
(S) 1,2-Dichloroethane-d4	112		70.0-130		07/06/2025 18:58	<a href="#">WG2554136</a>

1 Cp

2 Tc

3 Ss

4 Cn

5 Sr

Semi-Volatile Organic Compounds (GC) by Method 8015M

Analyte	Result mg/kg	Qualifier	RDL mg/kg	Dilution	Analysis date / time	Batch
C10-C28 Diesel Range	ND		4.00	1	07/15/2025 20:39	<a href="#">WG2556930</a>
C28-C36 Motor Oil Range	ND		4.00	1	07/15/2025 20:39	<a href="#">WG2556930</a>
(S) o-Terphenyl	64.1		18.0-148		07/15/2025 20:39	<a href="#">WG2556930</a>

6 Qc

7 Gl

8 Al

Semi Volatile Organic Compounds (GC/MS) by Method 8270E-SIM

Analyte	Result mg/kg	Qualifier	RDL mg/kg	Dilution	Analysis date / time	Batch
Anthracene	ND		0.0330	1	07/16/2025 11:48	<a href="#">WG2559508</a>
Acenaphthene	ND		0.0330	1	07/16/2025 11:48	<a href="#">WG2559508</a>
Acenaphthylene	ND		0.0330	1	07/16/2025 11:48	<a href="#">WG2559508</a>
Benzo(a)anthracene	ND		0.00600	1	07/16/2025 11:48	<a href="#">WG2559508</a>
Benzo(a)pyrene	ND		0.0330	1	07/16/2025 11:48	<a href="#">WG2559508</a>
Benzo(b)fluoranthene	ND		0.0330	1	07/16/2025 11:48	<a href="#">WG2559508</a>
Benzo(g,h,i)perylene	ND		0.0330	1	07/16/2025 11:48	<a href="#">WG2559508</a>
Benzo(k)fluoranthene	ND		0.0330	1	07/16/2025 11:48	<a href="#">WG2559508</a>
Chrysene	ND		0.0330	1	07/16/2025 11:48	<a href="#">WG2559508</a>
Dibenz(a,h)anthracene	ND		0.0330	1	07/16/2025 11:48	<a href="#">WG2559508</a>
Fluoranthene	ND		0.0330	1	07/16/2025 11:48	<a href="#">WG2559508</a>
Fluorene	ND		0.0330	1	07/16/2025 11:48	<a href="#">WG2559508</a>
Indeno(1,2,3-cd)pyrene	ND		0.0330	1	07/16/2025 11:48	<a href="#">WG2559508</a>
Naphthalene	ND		0.00300	1	07/16/2025 11:48	<a href="#">WG2559508</a>
Phenanthrene	ND		0.0330	1	07/16/2025 11:48	<a href="#">WG2559508</a>
Pyrene	ND		0.0330	1	07/16/2025 11:48	<a href="#">WG2559508</a>
1-Methylnaphthalene	ND		0.00300	1	07/16/2025 11:48	<a href="#">WG2559508</a>
2-Methylnaphthalene	ND		0.0120	1	07/16/2025 11:48	<a href="#">WG2559508</a>
(S) p-Terphenyl-d14	99.2		23.0-120		07/16/2025 11:48	<a href="#">WG2559508</a>
(S) Nitrobenzene-d5	95.0		14.0-149		07/16/2025 11:48	<a href="#">WG2559508</a>
(S) 2-Fluorobiphenyl	100		34.0-125		07/16/2025 11:48	<a href="#">WG2559508</a>

9 Sc

Method Blank (MB)

(MB) R4250482-2 07/25/25 14:31

Analyte	MB Result	MB Qualifier	MB MDL	MB RDL
Hexavalent Chromium	U		0.200	0.200

1 Cp

2 Tc

3 Ss

4 Cn

5 Sr

6 Qc

7 Gl

8 Al

9 Sc

L1875770-08 Original Sample (OS) • Duplicate (DUP)

(OS) L1875770-08 07/25/25 15:04 • (DUP) R4250482-4 07/25/25 15:26

Analyte	Original Result	DUP Result	Dilution	DUP RPD	DUP Qualifier	DUP RPD Limits
Hexavalent Chromium	ND	ND	.98	0.000		20

L1876458-05 Original Sample (OS) • Duplicate (DUP)

(OS) L1876458-05 07/25/25 19:05 • (DUP) R4250482-8 07/25/25 19:16

Analyte	Original Result	DUP Result	Dilution	DUP RPD	DUP Qualifier	DUP RPD Limits
Hexavalent Chromium	ND	ND	.969	0.000		20

Laboratory Control Sample (LCS)

(LCS) R4250482-1 07/25/25 14:20

Analyte	Spike Amount	LCS Result	LCS Rec.	Rec. Limits	LCS Qualifier
Hexavalent Chromium	10.0	8.47	84.7	80.0-120	

L1875770-08 Original Sample (OS) • Matrix Spike (MS) • Matrix Spike Duplicate (MSD)

(OS) L1875770-08 07/25/25 15:04 • (MS) R4250482-5 07/25/25 15:37 • (MSD) R4250482-6 07/25/25 15:48

Analyte	Spike Amount	Original Result	MS Result	MSD Result	MS Rec.	MSD Rec.	Dilution	Rec. Limits	MS Qualifier	MSD Qualifier	RPD	RPD Limits
Hexavalent Chromium	19.8	ND	15.3	18.0	77.2	91.0	.992	75.0-125			16.4	20

L1876458-05 Original Sample (OS) • Matrix Spike (MS)

(OS) L1876458-05 07/25/25 19:05 • (MS) R4250482-9 07/25/25 19:27

Analyte	Spike Amount	Original Result	MS Result	MS Rec.	Dilution	Rec. Limits	MS Qualifier
Hexavalent Chromium	19.9	ND	12.7	64.0	.996	75.0-125	J6

L1875770-08 Original Sample (OS) • Matrix Spike (MS)

(OS) L1875770-08 07/25/25 15:04 • (MS) R4250482-7 07/25/25 15:59

Analyte	Spike Amount mg/kg	Original Result mg/kg	MS Result mg/kg	MS Rec. %	Dilution	Rec. Limits %	<u>MS Qualifier</u>
Hexavalent Chromium	897	ND	808	90.1	50	75.0-125	

<sup>1</sup>Cp

<sup>2</sup>Tc

<sup>3</sup>Ss

<sup>4</sup>Cn

<sup>5</sup>Sr

<sup>6</sup>Qc

<sup>7</sup>Gl

<sup>8</sup>Al

<sup>9</sup>Sc

Method Blank (MB)

(MB) R4254184-1 08/04/25 16:55

Analyte	MB Result	MB Qualifier	MB MDL	MB RDL
Hexavalent Chromium	U		0.200	0.200

<sup>1</sup>Cp

<sup>2</sup>Tc

<sup>3</sup>Ss

<sup>4</sup>Cn

<sup>5</sup>Sr

<sup>6</sup>Qc

<sup>7</sup>Gl

<sup>8</sup>Al

<sup>9</sup>Sc

L1879898-04 Original Sample (OS) • Duplicate (DUP)

(OS) L1879898-04 08/04/25 17:49 • (DUP) R4254184-3 08/04/25 17:58

Analyte	Original Result	DUP Result	Dilution	DUP RPD	DUP Qualifier	DUP RPD Limits
Hexavalent Chromium	0.228	0.271	1	17.3		20

L1879924-08 Original Sample (OS) • Duplicate (DUP)

(OS) L1879924-08 08/06/25 12:51 • (DUP) R4255587-1 08/06/25 13:00

Analyte	Original Result	DUP Result	Dilution	DUP RPD	DUP Qualifier	DUP RPD Limits
Hexavalent Chromium	1.23	0.469	1	89.6	J3	20

Laboratory Control Sample (LCS)

(LCS) R4254184-2 08/04/25 17:04

Analyte	Spike Amount	LCS Result	LCS Rec.	Rec. Limits	LCS Qualifier
Hexavalent Chromium	10.0	8.94	89.4	80.0-120	

L1879924-04 Original Sample (OS) • Matrix Spike (MS) • Matrix Spike Duplicate (MSD)

(OS) L1879924-04 08/04/25 19:09 • (MS) R4254184-4 08/04/25 19:18 • (MSD) R4254184-5 08/04/25 19:27

Analyte	Spike Amount	Original Result	MS Result	MSD Result	MS Rec.	MSD Rec.	Dilution	Rec. Limits	MS Qualifier	MSD Qualifier	RPD	RPD Limits
Hexavalent Chromium	20.0	0.294	19.2	19.3	94.7	94.9	1	75.0-125			0.245	20

L1879924-04 Original Sample (OS) • Matrix Spike (MS)

(OS) L1879924-04 08/04/25 19:09 • (MS) R4254184-6 08/04/25 19:36

Analyte	Spike Amount	Original Result	MS Result	MS Rec.	Dilution	Rec. Limits	MS Qualifier
Hexavalent Chromium	659	0.294	653	99.0	50	75.0-125	

L1875764-01 Original Sample (OS) • Duplicate (DUP)

(OS) L1875764-01 07/20/25 10:41 • (DUP) R4247337-2 07/20/25 10:41

Analyte	Original Result	DUP Result	Dilution	DUP RPD	DUP Qualifier	DUP RPD Limits
su	su			%		%
pH	7.78	7.80	1	0.257		1

Sample Narrative:

OS: 7.78 at 25.2C  
DUP: 7.8 at 25.6C

L1877828-05 Original Sample (OS) • Duplicate (DUP)

(OS) L1877828-05 07/20/25 10:41 • (DUP) R4247337-3 07/20/25 10:41

Analyte	Original Result	DUP Result	Dilution	DUP RPD	DUP Qualifier	DUP RPD Limits
su	su			%		%
pH	7.35	7.37	1	0.272		1

Sample Narrative:

OS: 7.35 at 25.5C  
DUP: 7.37 at 25.5C

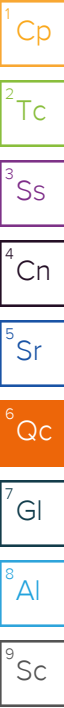
Laboratory Control Sample (LCS)

(LCS) R4247337-1 07/20/25 10:41

Analyte	Spike Amount	LCS Result	LCS Rec.	Rec. Limits	LCS Qualifier
su	su		%	%	
pH	10.0	10.0	100	99.0-101	

Sample Narrative:

LCS: 10 at 25C



Method Blank (MB)

(MB) R4248364-1 07/23/25 11:30

Analyte	MB Result	MB Qualifier	MB MDL	MB RDL
Specific Conductance	U		0.0100	0.0100

Sample Narrative:

BLANK: at 25C

L1875764-02 Original Sample (OS) • Duplicate (DUP)

(OS) L1875764-02 07/23/25 11:30 • (DUP) R4248364-3 07/23/25 11:30

Analyte	Original Result	DUP Result	Dilution	DUP RPD	DUP Qualifier	DUP RPD Limits
Specific Conductance	0.840	0.843	1	0.357		20

Sample Narrative:

OS: at 25C

DUP: at 25C

L1875770-08 Original Sample (OS) • Duplicate (DUP)

(OS) L1875770-08 07/23/25 11:30 • (DUP) R4248364-4 07/23/25 11:30

Analyte	Original Result	DUP Result	Dilution	DUP RPD	DUP Qualifier	DUP RPD Limits
Specific Conductance	0.582	0.574	1	1.38		20

Sample Narrative:

OS: at 25C

DUP: at 25C

Laboratory Control Sample (LCS)

(LCS) R4248364-2 07/23/25 11:30

Analyte	Spike Amount	LCS Result	LCS Rec.	Rec. Limits	LCS Qualifier
Specific Conductance	0.581	0.562	96.7	90.0-110	

Sample Narrative:

LCS: at 25C



Method Blank (MB)

(MB) R4245546-1 07/15/25 18:11

Analyte	MB Result mg/l	MB Qualifier	MB MDL mg/l	MB RDL mg/l
Hot Water Sol. Boron	U		0.0199	0.100

Laboratory Control Sample (LCS) • Laboratory Control Sample Duplicate (LCSD)

(LCS) R4245546-2 07/15/25 18:14 • (LCSD) R4245546-3 07/15/25 18:17

Analyte	Spike Amount mg/l	LCS Result mg/l	LCSD Result mg/l	LCS Rec. %	LCSD Rec. %	Rec. Limits %	LCS Qualifier	LCSD Qualifier	RPD %	RPD Limits %
Hot Water Sol. Boron	1.00	1.04	1.10	104	110	80.0-120			4.96	20

- 1 Cp
- 2 Tc
- 3 Ss
- 4 Cn
- 5 Sr
- 6 Qc
- 7 Gl
- 8 Al
- 9 Sc

Method Blank (MB)

(MB) R4249916-1 07/25/25 18:45

Analyte	MB Result mg/kg	MB Qualifier	MB MDL mg/kg	MB RDL mg/kg
Arsenic	U		0.100	0.100
Barium	U		10.0	10.0
Cadmium	U		0.100	0.100
Copper	U		10.0	10.0
Lead	U		10.0	10.0
Nickel	U		10.0	10.0
Selenium	U		0.100	0.100
Silver	U		0.500	0.500
Zinc	U		50.0	50.0

<sup>1</sup>Cp

<sup>2</sup>Tc

<sup>3</sup>Ss

<sup>4</sup>Cn

<sup>5</sup>Sr

<sup>6</sup>Qc

Laboratory Control Sample (LCS)

(LCS) R4249916-2 07/25/25 18:49

Analyte	Spike Amount mg/kg	LCS Result mg/kg	LCS Rec. %	Rec. Limits %	LCS Qualifier
Arsenic	100	93.3	93.3	80.0-120	
Barium	100	95.4	95.4	80.0-120	
Cadmium	100	108	108	80.0-120	
Copper	100	95.7	95.7	80.0-120	
Lead	100	97.7	97.7	80.0-120	
Nickel	100	103	103	80.0-120	
Selenium	100	93.4	93.4	80.0-120	
Silver	20.0	20.3	101	80.0-120	
Zinc	100	96.1	96.1	80.0-120	

<sup>7</sup>Gl

<sup>8</sup>Al

<sup>9</sup>Sc

L1875770-08 Original Sample (OS) • Matrix Spike (MS) • Matrix Spike Duplicate (MSD)

(OS) L1875770-08 07/25/25 18:52 • (MS) R4249916-5 07/25/25 19:01 • (MSD) R4249916-6 07/25/25 19:05

Analyte	Spike Amount mg/kg	Original Result mg/kg	MS Result mg/kg	MSD Result mg/kg	MS Rec. %	MSD Rec. %	Dilution	Rec. Limits %	MS Qualifier	MSD Qualifier	RPD %	RPD Limits %
Arsenic	100	2.01	104	105	102	103	5	75.0-125			0.655	20
Barium	100	62.8	148	153	85.3	90.6	5	75.0-125			3.51	20
Cadmium	100	0.103	117	118	117	118	5	75.0-125			0.682	20
Copper	100	ND	110	111	106	106	5	75.0-125			0.557	20
Lead	100	ND	114	113	108	107	5	75.0-125			0.975	20
Nickel	100	ND	117	116	113	112	5	75.0-125			0.912	20
Selenium	100	0.357	103	102	102	102	5	75.0-125			0.872	20
Silver	20.0	ND	22.2	22.1	111	110	5	75.0-125			0.294	20
Zinc	100	ND	126	132	104	110	5	75.0-125	<u>J5</u>	<u>J5</u>	4.82	20

Method Blank (MB)

(MB) R4242244-2 07/06/25 10:18

Analyte	MB Result mg/kg	MB Qualifier	MB MDL mg/kg	MB RDL mg/kg
TPH (GC/FID) Low Fraction	U		0.0800	0.100
<sup>(S)</sup> a,a,a-Trifluorotoluene(FID)	96.3			77.0-120

Laboratory Control Sample (LCS)

(LCS) R4242244-1 07/06/25 09:40

Analyte	Spike Amount mg/kg	LCS Result mg/kg	LCS Rec. %	Rec. Limits %	LCS Qualifier
TPH (GC/FID) Low Fraction	5.00	5.00	100	72.0-127	
<sup>(S)</sup> a,a,a-Trifluorotoluene(FID)			107	77.0-120	

- 1 Cp
- 2 Tc
- 3 Ss
- 4 Cn
- 5 Sr
- 6 Qc
- 7 Gl
- 8 Al
- 9 Sc

Method Blank (MB)

(MB) R4243692-3 07/07/25 22:19

Analyte	MB Result mg/kg	MB Qualifier	MB MDL mg/kg	MB RDL mg/kg
TPH (GC/FID) Low Fraction	U		0.0800	0.100
<sup>(S)</sup> a,a,a-Trifluorotoluene(FID)	101			77.0-120

Laboratory Control Sample (LCS) • Laboratory Control Sample Duplicate (LCSD)

(LCS) R4243692-1 07/07/25 21:10 • (LCSD) R4243692-2 07/07/25 21:33

Analyte	Spike Amount mg/kg	LCS Result mg/kg	LCSD Result mg/kg	LCS Rec. %	LCSD Rec. %	Rec. Limits %	LCS Qualifier	LCSD Qualifier	RPD %	RPD Limits %
TPH (GC/FID) Low Fraction	5.00	5.89	6.01	118	120	72.0-127			2.02	20
<sup>(S)</sup> a,a,a-Trifluorotoluene(FID)				111	112	77.0-120				

- 1 Cp
- 2 Tc
- 3 Ss
- 4 Cn
- 5 Sr
- 6 Qc
- 7 Gl
- 8 Al
- 9 Sc

Method Blank (MB)

(MB) R4243535-3 07/06/25 17:36

Analyte	MB Result	MB Qualifier	MB MDL	MB RDL
	mg/kg		mg/kg	mg/kg
Benzene	U		0.00100	0.00100
Ethylbenzene	U		0.0100	0.0100
Toluene	U		0.0100	0.0100
1,2,4-Trimethylbenzene	U		0.00500	0.00500
1,3,5-Trimethylbenzene	U		0.00500	0.00500
Xylenes, Total	U		0.100	0.100
<i>(S) Toluene-d8</i>	101			75.0-131
<i>(S) 4-Bromofluorobenzene</i>	97.5			67.0-138
<i>(S) 1,2-Dichloroethane-d4</i>	109			70.0-130

1 Cp

2 Tc

3 Ss

4 Cn

5 Sr

6 Qc

7 Gl

8 Al

9 Sc

Laboratory Control Sample (LCS) • Laboratory Control Sample Duplicate (LCSD)

(LCS) R4243535-1 07/06/25 15:52 • (LCSD) R4243535-2 07/06/25 16:13

Analyte	Spike Amount	LCS Result	LCSD Result	LCS Rec.	LCSD Rec.	Rec. Limits	LCS Qualifier	LCSD Qualifier	RPD	RPD Limits
	mg/kg	mg/kg	mg/kg	%	%	%			%	%
Benzene	0.125	0.110	0.104	88.0	83.2	70.0-123			5.61	20
Ethylbenzene	0.125	0.103	0.0938	82.4	75.0	74.0-126			9.35	20
Toluene	0.125	0.108	0.0992	86.4	79.4	75.0-121			8.49	20
1,2,4-Trimethylbenzene	0.125	0.105	0.0966	84.0	77.3	70.0-126			8.33	20
1,3,5-Trimethylbenzene	0.125	0.0992	0.0908	79.4	72.6	73.0-127		J4	8.84	20
Xylenes, Total	0.375	0.305	0.286	81.3	76.3	72.0-127			6.43	20
<i>(S) Toluene-d8</i>				96.0	95.8	75.0-131				
<i>(S) 4-Bromofluorobenzene</i>				94.8	94.2	67.0-138				
<i>(S) 1,2-Dichloroethane-d4</i>				114	116	70.0-130				

L1875974-37 Original Sample (OS) • Matrix Spike (MS) • Matrix Spike Duplicate (MSD)

(OS) L1875974-37 07/07/25 00:50 • (MS) R4243535-4 07/07/25 01:11 • (MSD) R4243535-5 07/07/25 01:32

Analyte	Spike Amount	Original Result	MS Result	MSD Result	MS Rec.	MSD Rec.	Dilution	Rec. Limits	MS Qualifier	MSD Qualifier	RPD	RPD Limits
	mg/kg	mg/kg	mg/kg	mg/kg	%	%		%			%	%
Benzene	0.125	ND	0.0278	0.0580	22.2	46.4	1	10.0-149		J3	70.4	37
Ethylbenzene	0.125	ND	0.0234	0.0487	18.7	39.0	1	10.0-160		J3	70.2	38
Toluene	0.125	ND	0.0268	0.0527	21.4	42.2	1	10.0-156		J3	65.2	38
1,2,4-Trimethylbenzene	0.125	ND	0.0204	0.0428	16.3	34.2	1	10.0-160		J3	70.9	36
1,3,5-Trimethylbenzene	0.125	ND	0.0217	0.0434	17.4	34.7	1	10.0-160		J3	66.7	38
Xylenes, Total	0.375	ND	ND	0.143	18.2	38.1	1	10.0-160		J3	70.7	38
<i>(S) Toluene-d8</i>					97.4	97.6		75.0-131				
<i>(S) 4-Bromofluorobenzene</i>					93.0	95.1		67.0-138				
<i>(S) 1,2-Dichloroethane-d4</i>					110	112		70.0-130				

Method Blank (MB)

(MB) R4245424-1 07/15/25 16:42

Analyte	MB Result	MB Qualifier	MB MDL	MB RDL
	mg/kg		mg/kg	mg/kg
C10-C28 Diesel Range	U		1.61	4.00
C28-C36 Motor Oil Range	U		0.274	4.00
<i>(S) o-Terphenyl</i>	59.5			18.0-148

Laboratory Control Sample (LCS)

(LCS) R4245424-2 07/15/25 16:55

Analyte	Spike Amount	LCS Result	LCS Rec.	Rec. Limits	LCS Qualifier
	mg/kg	mg/kg	%	%	
C10-C28 Diesel Range	50.0	40.8	81.6	50.0-150	
<i>(S) o-Terphenyl</i>			86.8	18.0-148	

L1876458-01 Original Sample (OS) • Matrix Spike (MS) • Matrix Spike Duplicate (MSD)

(OS) L1876458-01 07/15/25 17:09 • (MS) R4245424-3 07/15/25 17:22 • (MSD) R4245424-4 07/15/25 17:35

Analyte	Spike Amount	Original Result	MS Result	MSD Result	MS Rec.	MSD Rec.	Dilution	Rec. Limits	MS Qualifier	MSD Qualifier	RPD	RPD Limits
	mg/kg	mg/kg	mg/kg	mg/kg	%	%		%			%	%
C10-C28 Diesel Range	48.8	ND	36.8	39.5	75.4	81.4	1	50.0-150			7.08	20
<i>(S) o-Terphenyl</i>					76.6	80.7		18.0-148				

1 Cp

2 Tc

3 Ss

4 Cn

5 Sr

6 Qc

7 Gl

8 Al

9 Sc

Method Blank (MB)

(MB) R4245793-2 07/16/25 10:39

Analyte	MB Result mg/kg	MB Qualifier	MB MDL mg/kg	MB RDL mg/kg
Anthracene	U		0.0330	0.0330
Acenaphthene	U		0.0330	0.0330
Acenaphthylene	U		0.0330	0.0330
Benzo(a)anthracene	U		0.00600	0.00600
Benzo(a)pyrene	U		0.0330	0.0330
Benzo(b)fluoranthene	U		0.0330	0.0330
Benzo(g,h,i)perylene	U		0.0330	0.0330
Benzo(k)fluoranthene	U		0.0330	0.0330
Chrysene	U		0.0330	0.0330
Dibenz(a,h)anthracene	U		0.0330	0.0330
Fluoranthene	U		0.0330	0.0330
Fluorene	U		0.0330	0.0330
Indeno(1,2,3-cd)pyrene	U		0.0330	0.0330
Naphthalene	U		0.00300	0.00300
Phenanthrene	U		0.0330	0.0330
Pyrene	U		0.0330	0.0330
1-Methylnaphthalene	U		0.00300	0.00300
2-Methylnaphthalene	U		0.0120	0.0120
<i>(S) p-Terphenyl-d14</i>	91.6			23.0-120
<i>(S) Nitrobenzene-d5</i>	87.4			14.0-149
<i>(S) 2-Fluorobiphenyl</i>	91.5			34.0-125

<sup>1</sup> Cp

<sup>2</sup> Tc

<sup>3</sup> Ss

<sup>4</sup> Cn

<sup>5</sup> Sr

<sup>6</sup> Qc

<sup>7</sup> Gl

<sup>8</sup> Al

<sup>9</sup> Sc

Laboratory Control Sample (LCS)

(LCS) R4245793-1 07/16/25 10:21

Analyte	Spike Amount mg/kg	LCS Result mg/kg	LCS Rec. %	Rec. Limits %	LCS Qualifier
Anthracene	0.0800	0.0567	70.9	50.0-126	
Acenaphthene	0.0800	0.0566	70.8	50.0-120	
Acenaphthylene	0.0800	0.0597	74.6	50.0-120	
Benzo(a)anthracene	0.0800	0.0572	71.5	45.0-120	
Benzo(a)pyrene	0.0800	0.0475	59.4	42.0-120	
Benzo(b)fluoranthene	0.0800	0.0608	76.0	42.0-121	
Benzo(g,h,i)perylene	0.0800	0.0584	73.0	45.0-125	
Benzo(k)fluoranthene	0.0800	0.0552	69.0	49.0-125	
Chrysene	0.0800	0.0583	72.9	49.0-122	
Dibenz(a,h)anthracene	0.0800	0.0580	72.5	47.0-125	
Fluoranthene	0.0800	0.0600	75.0	49.0-129	
Fluorene	0.0800	0.0598	74.8	49.0-120	

Laboratory Control Sample (LCS)

(LCS) R4245793-1 07/16/25 10:21

Analyte	Spike Amount mg/kg	LCS Result mg/kg	LCS Rec. %	Rec. Limits %	LCS Qualifier
Indeno(1,2,3-cd)pyrene	0.0800	0.0559	69.9	46.0-125	
Naphthalene	0.0800	0.0591	73.9	50.0-120	
Phenanthrene	0.0800	0.0598	74.8	47.0-120	
Pyrene	0.0800	0.0605	75.6	43.0-123	
1-Methylnaphthalene	0.0800	0.0604	75.5	51.0-121	
2-Methylnaphthalene	0.0800	0.0584	73.0	50.0-120	
(S) p-Terphenyl-d14			86.3	23.0-120	
(S) Nitrobenzene-d5			83.6	14.0-149	
(S) 2-Fluorobiphenyl			86.3	34.0-125	

L1875764-03 Original Sample (OS) • Matrix Spike (MS) • Matrix Spike Duplicate (MSD)

(OS) L1875764-03 07/16/25 12:40 • (MS) R4245793-3 07/16/25 12:57 • (MSD) R4245793-4 07/16/25 13:15

Analyte	Spike Amount mg/kg	Original Result mg/kg	MS Result mg/kg	MSD Result mg/kg	MS Rec. %	MSD Rec. %	Dilution	Rec. Limits %	MS Qualifier	MSD Qualifier	RPD %	RPD Limits %
Anthracene	0.0796	ND	0.0574	0.0595	72.1	74.7	1	10.0-145			3.59	30
Acenaphthene	0.0796	ND	0.0570	0.0592	71.6	74.4	1	14.0-127			3.79	27
Acenaphthylene	0.0796	ND	0.0609	0.0628	76.5	78.9	1	21.0-124			3.07	25
Benzo(a)anthracene	0.0796	ND	0.0564	0.0587	70.9	73.7	1	10.0-139			4.00	30
Benzo(a)pyrene	0.0796	ND	0.0535	0.0560	67.2	70.4	1	10.0-141			4.57	31
Benzo(b)fluoranthene	0.0796	ND	0.0544	0.0584	68.3	73.4	1	10.0-140			7.09	36
Benzo(g,h,i)perylene	0.0796	ND	0.0474	0.0499	59.5	62.7	1	10.0-140			5.14	33
Benzo(k)fluoranthene	0.0796	ND	0.0517	0.0536	64.9	67.3	1	10.0-137			3.61	31
Chrysene	0.0796	ND	0.0579	0.0597	72.7	75.0	1	10.0-145			3.06	30
Dibenz(a,h)anthracene	0.0796	ND	0.0506	0.0516	63.6	64.8	1	10.0-132			1.96	31
Fluoranthene	0.0796	ND	0.0601	0.0618	75.5	77.6	1	10.0-153			2.79	33
Fluorene	0.0796	ND	0.0604	0.0620	75.9	77.9	1	11.0-130			2.61	29
Indeno(1,2,3-cd)pyrene	0.0796	ND	0.0473	0.0489	59.4	61.4	1	10.0-137			3.33	32
Naphthalene	0.0796	ND	0.0589	0.0616	74.0	77.4	1	10.0-135			4.48	27
Phenanthrene	0.0796	ND	0.0606	0.0622	76.1	78.1	1	10.0-144			2.61	31
Pyrene	0.0796	ND	0.0571	0.0620	71.7	77.9	1	10.0-148			8.23	35
1-Methylnaphthalene	0.0796	ND	0.0618	0.0643	77.6	80.8	1	10.0-142			3.97	28
2-Methylnaphthalene	0.0796	ND	0.0595	0.0631	74.7	79.3	1	10.0-137			5.87	28
(S) p-Terphenyl-d14					83.1	87.2		23.0-120				
(S) Nitrobenzene-d5					86.1	89.4		14.0-149				
(S) 2-Fluorobiphenyl					88.8	89.6		34.0-125				

1 Cp

2 Tc

3 Ss

4 Cn

5 Sr

6 Qc

7 Gl

8 Al

9 Sc

# GLOSSARY OF TERMS

## Guide to Reading and Understanding Your Laboratory Report

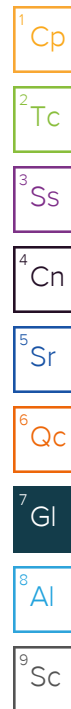
The information below is designed to better explain the various terms used in your report of analytical results from the Laboratory. This is not intended as a comprehensive explanation, and if you have additional questions please contact your project representative.

Results Disclaimer - Information that may be provided by the customer, and contained within this report, include Permit Limits, Project Name, Sample ID, Sample Matrix, Sample Preservation, Field Blanks, Field Spikes, Field Duplicates, On-Site Data, Sampling Collection Dates/Times, and Sampling Location. Results relate to the accuracy of this information provided, and as the samples are received.

### Abbreviations and Definitions

MDL	Method Detection Limit.
ND	Not detected at the Reporting Limit (or MDL where applicable).
RDL	Reported Detection Limit.
Rec.	Recovery.
RPD	Relative Percent Difference.
SDG	Sample Delivery Group.
(S)	Surrogate (Surrogate Standard) - Analytes added to every blank, sample, Laboratory Control Sample/Duplicate and Matrix Spike/Duplicate; used to evaluate analytical efficiency by measuring recovery. Surrogates are not expected to be detected in all environmental media.
U	Not detected at the Reporting Limit (or MDL where applicable).
Analyte	The name of the particular compound or analysis performed. Some Analyses and Methods will have multiple analytes reported.
Dilution	If the sample matrix contains an interfering material, the sample preparation volume or weight values differ from the standard, or if concentrations of analytes in the sample are higher than the highest limit of concentration that the laboratory can accurately report, the sample may be diluted for analysis. If a value different than 1 is used in this field, the result reported has already been corrected for this factor.
Limits	These are the target % recovery ranges or % difference value that the laboratory has historically determined as normal for the method and analyte being reported. Successful QC Sample analysis will target all analytes recovered or duplicated within these ranges.
Original Sample	The non-spiked sample in the prep batch used to determine the Relative Percent Difference (RPD) from a quality control sample. The Original Sample may not be included within the reported SDG.
Qualifier	This column provides a letter and/or number designation that corresponds to additional information concerning the result reported. If a Qualifier is present, a definition per Qualifier is provided within the Glossary and Definitions page and potentially a discussion of possible implications of the Qualifier in the Case Narrative if applicable.
Result	The actual analytical final result (corrected for any sample specific characteristics) reported for your sample. If there was no measurable result returned for a specific analyte, the result in this column may state "ND" (Not Detected) or "BDL" (Below Detectable Levels). The information in the results column should always be accompanied by either an MDL (Method Detection Limit) or RDL (Reporting Detection Limit) that defines the lowest value that the laboratory could detect or report for this analyte.
Uncertainty (Radiochemistry)	Confidence level of 2 sigma.
U (Radiochemistry)	Result + Error < MDA.
J (Radiochemistry)	Result < MDA; Result + Error > MDA.
Case Narrative (Cn)	A brief discussion about the included sample results, including a discussion of any non-conformances to protocol observed either at sample receipt by the laboratory from the field or during the analytical process. If present, there will be a section in the Case Narrative to discuss the meaning of any data qualifiers used in the report.
Quality Control Summary (Qc)	This section of the report includes the results of the laboratory quality control analyses required by procedure or analytical methods to assist in evaluating the validity of the results reported for your samples. These analyses are not being performed on your samples typically, but on laboratory generated material.
Sample Chain of Custody (Sc)	This is the document created in the field when your samples were initially collected. This is used to verify the time and date of collection, the person collecting the samples, and the analyses that the laboratory is requested to perform. This chain of custody also documents all persons (excluding commercial shippers) that have had control or possession of the samples from the time of collection until delivery to the laboratory for analysis.
Sample Results (Sr)	This section of your report will provide the results of all testing performed on your samples. These results are provided by sample ID and are separated by the analyses performed on each sample. The header line of each analysis section for each sample will provide the name and method number for the analysis reported.
Sample Summary (Ss)	This section of the Analytical Report defines the specific analyses performed for each sample ID, including the dates and times of preparation and/or analysis.

Qualifier	Description
C3	The reported concentration is an estimate. The continuing calibration standard associated with this data responded low. Method sensitivity check is acceptable.
J3	The associated batch QC was outside the established quality control range for precision.
J4	The associated batch QC was outside the established quality control range for accuracy.
J5	The sample matrix interfered with the ability to make any accurate determination; spike value is high.
J6	The sample matrix interfered with the ability to make any accurate determination; spike value is low.



# ACCREDITATIONS & LOCATIONS

## Pace Analytical National 12065 Lebanon Rd Mount Juliet, TN 37122

Alabama	40660	Nebraska	NE-OS-15-05
Alaska	17-026	Nevada	TN000032021-1
Arizona	AZ0612	New Hampshire	2975
Arkansas	88-0469	New Jersey-NELAP	TN002
California	2932	New Mexico <sup>1</sup>	TN00003
Colorado	TN00003	New York	11742
Connecticut	PH-0197	North Carolina	Env375
Florida	E87487	North Carolina <sup>1</sup>	DW21704
Georgia	NELAP	North Carolina <sup>3</sup>	41
Georgia <sup>1</sup>	923	North Dakota	R-140
Idaho	TN00003	Ohio-VAP	CL0069
Illinois	200008	Oklahoma	9915
Indiana	C-TN-01	Oregon	TN200002
Iowa	364	Pennsylvania	68-02979
Kansas	E-10277	Rhode Island	LA000356
Kentucky <sup>1,6</sup>	KY90010	South Carolina	84004002
Kentucky <sup>2</sup>	16	South Dakota	n/a
Louisiana	AI30792	Tennessee <sup>1,4</sup>	2006
Louisiana	LA018	Texas	T104704245-20-18
Maine	TN00003	Texas <sup>5</sup>	LAB0152
Maryland	324	Utah	TN000032021-11
Massachusetts	M-TN003	Vermont	VT2006
Michigan	9958	Virginia	110033
Minnesota	047-999-395	Washington	C847
Mississippi	TN00003	West Virginia	233
Missouri	340	Wisconsin	998093910
Montana	CERT0086	Wyoming	A2LA
A2LA – ISO 17025	1461.01	AIHA-LAP,LLC EMLAP	100789
A2LA – ISO 17025 <sup>5</sup>	1461.02	DOD	1461.01
Canada	1461.01	USDA	P330-15-00234
EPA-Crypto	TN00003		

## Pace Analytical National 6000 South Eastern Avenue Ste 9A Las Vegas, NV 89119

Nevada	NV009412021-1
--------	---------------

<sup>1</sup> Drinking Water <sup>2</sup> Underground Storage Tanks <sup>3</sup> Aquatic Toxicity <sup>4</sup> Chemical/Microbiological <sup>5</sup> Mold <sup>6</sup> Wastewater n/a Accreditation not applicable

\* Not all certifications held by the laboratory are applicable to the results reported in the attached report.

\* Accreditation is only applicable to the test methods specified on each scope of accreditation held by Pace Analytical.

<sup>1</sup> Cp

<sup>2</sup> Tc

<sup>3</sup> Ss

<sup>4</sup> Cn

<sup>5</sup> Sr

<sup>6</sup> Qc

<sup>7</sup> Gl

<sup>8</sup> Al

<sup>9</sup> Sc



## Chris Ward

---

**From:** David Stainback <dstainback@cdhconsult.com>  
**Sent:** Thursday, July 3, 2025 3:26 PM  
**To:** Chris Ward; CVX-PM  
**Cc:** Tony Gibson; Simon Hertzler Gascho  
**Subject:** RE: Pace Analytical National Login for Ivan Klein 13-20 FL L1875773  
**Attachments:** Pace Analytical National Login for 38063 Mowery 19-1 FL L1875770

**Categories:** Client response

CAUTION: This email originated from outside Pace Analytical. Do not click links or open attachments unless you recognize the sender and know the content is safe.

Hi Chris,

This is the project I mentioned earlier today, where we will need to swap the lab report names. Our field staff switched up the Mowery 19-1 with this site and it shows on both CoCs. I've attached the other Pace login email for Mowery 19-1 for reference. Earlier you had mentioned an email should suffice and a marked up PDF shouldn't be needed. Please let me know on Monday if that has changed..

Ivan Klein 13-20 FL:

-FL01-W-R@4'

-FL01-S-R@4'

FL01-01@4'

Mowery 19-1

-FL01-W-R@4'

-FL01-S-R@5'

Thanks, and have a great 4th of July holiday.

David Stainback, PG  
CDH Consulting, LLC  
970.403.4108  
dstainback@CDHconsult.com

[www.CDHconsult.com](http://www.CDHconsult.com)

-----Original Message-----

From: Tony Gibson <Tony.Gibson@pacelabs.com>

Sent: Thursday, July 3, 2025 1:26 PM

To: CVX-PM <cvx-pm@cdhconsult.com>

Subject: Pace Analytical National Login for Ivan Klein 13-20 FL L1875773

"Privileged and Confidential"