

The results set forth herein are provided by SGS North America Inc.

*e-Hardcopy 2.0*  
*Automated Report*

## Technical Report for

**Chevron/Tasman**

**Dr Joe CC 06-09**

**10015**

**SGS Job Number: DA78596**

**Sampling Date: 01/12/26**

### Report to:

**Chevron USA, Inc.**  
**2115 117th Avenue**  
**Greeley, CO 80634**  
**nam.ehs.table915@sgs.com**

**ATTN: Eric Vonde**

**Total number of pages in report: 117**



Test results contained within this data package meet the requirements of the National Environmental Laboratory Accreditation Program and/or state specific certification programs as applicable unless noted in the narrative, comments or footnotes.

**Eric Hoffman**

**Client Service contact: Joseph Rhoades 303-425-6021**

**Certifications: CO (CO00049), ND (R-027), UT (NELAP CO00049), LA (LA150028), TX (T104704511), WY (8TMS-L) HI (CO00049), NJ (CO011), NV (CO00049), AK (CO00049), CA (3076), and NC (08701)**

This report shall not be reproduced, except in its entirety, without the written approval of SGS.  
Test results relate only to samples analyzed.

### How did we do today?

Your feedback helps us improve our service and takes less than a minute to complete.

**START SURVEY**

# Table of Contents

-1-

<b>Section 1: Sample Summary .....</b>	<b>4</b>
<b>Section 2: Summary of Hits .....</b>	<b>6</b>
<b>Section 3: Sample Results .....</b>	<b>10</b>
<b>3.1:</b> DA78596-1: FS01-A@8' .....	11
<b>3.2:</b> DA78596-1A: FS01-A@8' .....	14
<b>3.3:</b> DA78596-1B: FS01-A@8' .....	16
<b>3.4:</b> DA78596-1C: FS01-A@8' .....	17
<b>3.5:</b> DA78596-2: SS01-A@4' .....	19
<b>3.6:</b> DA78596-2A: SS01-A@4' .....	22
<b>3.7:</b> DA78596-2B: SS01-A@4' .....	24
<b>3.8:</b> DA78596-2C: SS01-A@4' .....	25
<b>3.9:</b> DA78596-3: SS02-A@4' .....	27
<b>3.10:</b> DA78596-3A: SS02-A@4' .....	30
<b>3.11:</b> DA78596-3B: SS02-A@4' .....	32
<b>3.12:</b> DA78596-3C: SS02-A@4' .....	33
<b>3.13:</b> DA78596-4: SS03-A@4' .....	35
<b>3.14:</b> DA78596-4A: SS03-A@4' .....	38
<b>3.15:</b> DA78596-4B: SS03-A@4' .....	40
<b>3.16:</b> DA78596-4C: SS03-A@4' .....	41
<b>3.17:</b> DA78596-5: SS04-A@4' .....	43
<b>3.18:</b> DA78596-5A: SS04-A@4' .....	46
<b>3.19:</b> DA78596-5B: SS04-A@4' .....	48
<b>3.20:</b> DA78596-5C: SS04-A@4' .....	49
<b>Section 4: Misc. Forms .....</b>	<b>51</b>
<b>4.1:</b> Chain of Custody .....	52
<b>Section 5: MS Volatiles - QC Data Summaries .....</b>	<b>54</b>
<b>5.1:</b> Method Blank Summary .....	55
<b>5.2:</b> Blank Spike Summary .....	56
<b>5.3:</b> Matrix Spike/Matrix Spike Duplicate Summary .....	58
<b>Section 6: MS Semi-volatiles - QC Data Summaries .....</b>	<b>59</b>
<b>6.1:</b> Method Blank Summary .....	60
<b>6.2:</b> Blank Spike Summary .....	62
<b>6.3:</b> Matrix Spike/Matrix Spike Duplicate Summary .....	64
<b>Section 7: GC/LC Semi-volatiles - QC Data Summaries .....</b>	<b>66</b>
<b>7.1:</b> Method Blank Summary .....	67
<b>7.2:</b> Blank Spike Summary .....	68
<b>7.3:</b> Matrix Spike/Matrix Spike Duplicate Summary .....	70
<b>Section 8: Metals Analysis - QC Data Summaries .....</b>	<b>71</b>
<b>8.1:</b> Prep QC MP45479: B .....	72
<b>8.2:</b> Prep QC MP45480: B .....	80
<b>8.3:</b> Prep QC MP45490: As,Ba,Cd,Cu,Pb,Ni,Se,Ag,Zn .....	88
<b>8.4:</b> Prep QC MP45491: As,Ba,Cd,Cu,Pb,Ni,Se,Ag,Zn .....	93

# Table of Contents

-2-

<b>8.5:</b> Prep QC MP45503: Ca,Mg,Na .....	98
<b>8.6:</b> Prep QC MP45504: Ca,Mg,Na .....	103
<b>Section 9: General Chemistry - QC Data Summaries .....</b>	<b>108</b>
<b>9.1:</b> Method Blank and Spike Results Summary .....	109
<b>9.2:</b> Duplicate Results Summary .....	110
<b>Section 10: Misc. Forms (SGS Dayton, NJ) .....</b>	<b>111</b>
<b>10.1:</b> Chain of Custody .....	112
<b>Section 11: General Chemistry - QC Data (SGS Dayton, NJ) .....</b>	<b>114</b>
<b>11.1:</b> Method Blank and Spike Results Summary .....	115
<b>11.2:</b> Duplicate Results Summary .....	116
<b>11.3:</b> Matrix Spike Results Summary .....	117

1

2

3

4

5

6

7

8

9

10

11



## Sample Summary

Chevron/Tasman

**Job No:** DA78596

Dr Joe CC 06-09  
Project No: 10015

Sample Number	Collected		Received	Matrix		Client Sample ID
	Date	Time By		Code	Type	
DA78596-1	01/12/26	13:45 PO	01/12/26	SO	Soil	FS01-A@8'
DA78596-1A	01/12/26	13:45 PO	01/12/26	SO	Soil	FS01-A@8'
DA78596-1B	01/12/26	13:45 PO	01/12/26	SO	Soil	FS01-A@8'
DA78596-1C	01/12/26	13:45 PO	01/12/26	SO	Soil	FS01-A@8'
DA78596-2	01/12/26	13:49 PO	01/12/26	SO	Soil	SS01-A@4'
DA78596-2A	01/12/26	13:49 PO	01/12/26	SO	Soil	SS01-A@4'
DA78596-2B	01/12/26	13:49 PO	01/12/26	SO	Soil	SS01-A@4'
DA78596-2C	01/12/26	13:49 PO	01/12/26	SO	Soil	SS01-A@4'
DA78596-3	01/12/26	13:51 PO	01/12/26	SO	Soil	SS02-A@4'
DA78596-3A	01/12/26	13:51 PO	01/12/26	SO	Soil	SS02-A@4'
DA78596-3B	01/12/26	13:51 PO	01/12/26	SO	Soil	SS02-A@4'
DA78596-3C	01/12/26	13:51 PO	01/12/26	SO	Soil	SS02-A@4'
DA78596-4	01/12/26	13:53 PO	01/12/26	SO	Soil	SS03-A@4'

---

Soil samples reported on a dry weight basis unless otherwise indicated on result page.



## Sample Summary

(continued)

Chevron/Tasman

**Job No:** DA78596

Dr Joe CC 06-09  
Project No: 10015

Sample Number	Collected		Received	Matrix		Client Sample ID
	Date	Time By		Code	Type	
DA78596-4A	01/12/26	13:53 PO	01/12/26	SO	Soil	SS03-A@4'
DA78596-4B	01/12/26	13:53 PO	01/12/26	SO	Soil	SS03-A@4'
DA78596-4C	01/12/26	13:53 PO	01/12/26	SO	Soil	SS03-A@4'
DA78596-5	01/12/26	13:55 PO	01/12/26	SO	Soil	SS04-A@4'
DA78596-5A	01/12/26	13:55 PO	01/12/26	SO	Soil	SS04-A@4'
DA78596-5B	01/12/26	13:55 PO	01/12/26	SO	Soil	SS04-A@4'
DA78596-5C	01/12/26	13:55 PO	01/12/26	SO	Soil	SS04-A@4'

---

Soil samples reported on a dry weight basis unless otherwise indicated on result page.

## Summary of Hits

**Job Number:** DA78596  
**Account:** Chevron/Tasman  
**Project:** Dr Joe CC 06-09  
**Collected:** 01/12/26

Lab Sample ID	Client Sample ID	Result/ Qual	RL	MDL	Units	Method
---------------	------------------	-----------------	----	-----	-------	--------

**DA78596-1 FS01-A@8'**

TPH-DRO (C10-C28)	6.10	4.3		mg/kg	SW846-8015C
TPH-ORO (> C28-C36)	9.00	6.5		mg/kg	SW846-8015C

**DA78596-1A FS01-A@8'**

Calcium	86.0	6.0		mg/l	SW846 6010C
Magnesium	20.2	3.0		mg/l	SW846 6010C
Sodium	119	6.0		mg/l	SW846 6010C
Sodium Adsorption Ratio <sup>a</sup>	3.00			ratio	USDA HANDBOOK 60

**DA78596-1B FS01-A@8'**

No hits reported in this sample.

**DA78596-1C FS01-A@8'**

Arsenic	2.1	0.21		mg/kg	SW846 6020B
Barium	59.6	2.1		mg/kg	SW846 6020B
Copper	4.5	2.1		mg/kg	SW846 6020B
Lead	5.0	0.52		mg/kg	SW846 6020B
Nickel	4.4	2.1		mg/kg	SW846 6020B
Zinc	16.0	10		mg/kg	SW846 6020B
pH	7.76			su	WREP-125,4E-SATPASTE
Specific Conductivity	1.1	0.0010		mmhos/cm	SM 2510B-2011 MOD

**DA78596-2 SS01-A@4'**

No hits reported in this sample.

**DA78596-2A SS01-A@4'**

Calcium	71.6	6.0		mg/l	SW846 6010C
Magnesium	15.3	3.0		mg/l	SW846 6010C
Sodium	145	6.0		mg/l	SW846 6010C
Sodium Adsorption Ratio <sup>a</sup>	4.06			ratio	USDA HANDBOOK 60

**DA78596-2B SS01-A@4'**

Boron	0.291	0.25		mg/l	SW846 6010C
-------	-------	------	--	------	-------------

**DA78596-2C SS01-A@4'**

Arsenic	1.7	0.20		mg/kg	SW846 6020B
---------	-----	------	--	-------	-------------

## Summary of Hits

**Job Number:** DA78596  
**Account:** Chevron/Tasman  
**Project:** Dr Joe CC 06-09  
**Collected:** 01/12/26

Lab Sample ID	Client Sample ID	Result/ Qual	RL	MDL	Units	Method
		49.9	2.0		mg/kg	SW846 6020B
		4.6	2.0		mg/kg	SW846 6020B
		4.5	0.51		mg/kg	SW846 6020B
		4.1	2.0		mg/kg	SW846 6020B
		15.4	10		mg/kg	SW846 6020B
		7.84			su	WREP-125,4E-SATPASTE
		1.1	0.0010		mmhos/cm	SM 2510B-2011 MOD

**DA78596-3 SS02-A@4'**

No hits reported in this sample.

**DA78596-3A SS02-A@4'**

Calcium	318	6.0		mg/l	SW846 6010C
Magnesium	68.7	3.0		mg/l	SW846 6010C
Sodium	419	6.0		mg/l	SW846 6010C
Sodium Adsorption Ratio <sup>a</sup>	5.55			ratio	USDA HANDBOOK 60

**DA78596-3B SS02-A@4'**

Boron	0.329	0.25		mg/l	SW846 6010C
-------	-------	------	--	------	-------------

**DA78596-3C SS02-A@4'**

Arsenic	1.7	0.18		mg/kg	SW846 6020B
Barium	55.0	1.8		mg/kg	SW846 6020B
Copper	4.7	1.8		mg/kg	SW846 6020B
Lead	4.6	0.46		mg/kg	SW846 6020B
Nickel	4.3	1.8		mg/kg	SW846 6020B
Zinc	16.2	9.1		mg/kg	SW846 6020B
pH	7.70			su	WREP-125,4E-SATPASTE
Specific Conductivity	3.3	0.0010		mmhos/cm	SM 2510B-2011 MOD

**DA78596-4 SS03-A@4'**

Fluoranthene	0.0057	0.0047		mg/kg	SW846 8270E
TPH-DRO (C10-C28)	4.94	4.8		mg/kg	SW846-8015C
TPH-ORO (> C28-C36)	12.4	7.3		mg/kg	SW846-8015C

**DA78596-4A SS03-A@4'**

Calcium	138	6.0		mg/l	SW846 6010C
Magnesium	37.3	3.0		mg/l	SW846 6010C
Sodium	180	6.0		mg/l	SW846 6010C

## Summary of Hits

**Job Number:** DA78596  
**Account:** Chevron/Tasman  
**Project:** Dr Joe CC 06-09  
**Collected:** 01/12/26

Lab Sample ID	Client Sample ID	Result/ Qual	RL	MDL	Units	Method
		3.51			ratio	USDA HANDBOOK 60
<b>DA78596-4B</b>	<b>SS03-A@4'</b>					
		0.580	0.25		mg/l	SW846 6010C
<b>DA78596-4C</b>	<b>SS03-A@4'</b>					
Arsenic		2.5	0.22		mg/kg	SW846 6020B
Barium		74.0	2.2		mg/kg	SW846 6020B
Cadmium		0.11	0.11		mg/kg	SW846 6020B
Copper		7.4	2.2		mg/kg	SW846 6020B
Lead		47.4	0.55		mg/kg	SW846 6020B
Nickel		6.1	2.2		mg/kg	SW846 6020B
Zinc		23.2	11		mg/kg	SW846 6020B
pH		7.79			su	WREP-125,4E-SATPASTE
Specific Conductivity		1.8	0.0010		mmhos/cm	SM 2510B-2011 MOD
Chromium, Hexavalent <sup>b</sup>		0.90	0.50		mg/kg	SW846 3060A/7199
<b>DA78596-5</b>	<b>SS04-A@4'</b>					
No hits reported in this sample.						
<b>DA78596-5A</b>	<b>SS04-A@4'</b>					
Calcium		28.1	6.0		mg/l	SW846 6010C
Magnesium		68.7	3.0		mg/l	SW846 6010C
Sodium		519	6.0		mg/l	SW846 6010C
Sodium Adsorption Ratio <sup>a</sup>		12.0			ratio	USDA HANDBOOK 60
<b>DA78596-5B</b>	<b>SS04-A@4'</b>					
		0.512	0.25		mg/l	SW846 6010C
<b>DA78596-5C</b>	<b>SS04-A@4'</b>					
Arsenic		3.0	0.20		mg/kg	SW846 6020B
Barium		60.3	2.0		mg/kg	SW846 6020B
Copper		2.9	2.0		mg/kg	SW846 6020B
Lead		3.2	0.51		mg/kg	SW846 6020B
Nickel		4.0	2.0		mg/kg	SW846 6020B
Zinc		13.7	10		mg/kg	SW846 6020B
pH		8.30			su	WREP-125,4E-SATPASTE
Specific Conductivity		2.9	0.0010		mmhos/cm	SM 2510B-2011 MOD

## Summary of Hits

**Job Number:** DA78596  
**Account:** Chevron/Tasman  
**Project:** Dr Joe CC 06-09  
**Collected:** 01/12/26

Lab Sample ID	Client Sample ID	Result/ Qual	RL	MDL	Units	Method
---------------	------------------	-----------------	----	-----	-------	--------

- (a) Calculated as:  $(\text{Na meq/L}) / \text{sqrt} [(\text{Ca meq/L}) + (\text{Mg meq/L})/2]$
- (b) Sample digested on 01/15/2026 Analysis performed at SGS Dayton, NJ.

Sample Results

---

Report of Analysis

---

## Report of Analysis

<b>Client Sample ID:</b> FS01-A@8'	
<b>Lab Sample ID:</b> DA78596-1	<b>Date Sampled:</b> 01/12/26
<b>Matrix:</b> SO - Soil	<b>Date Received:</b> 01/12/26
<b>Method:</b> SW846 8260D	<b>Percent Solids:</b> 91.7
<b>Project:</b> Dr Joe CC 06-09	

Run #1	File ID	DF	Analyzed	By	Prep Date	Prep Batch	Analytical Batch
Run #1	5V98323.D	1	01/14/26 03:57	MB	n/a	n/a	V5V4632
Run #2							

Run #1	Initial Weight	Final Volume
Run #1	5.11 g	5.0 ml
Run #2		

### VOA COGCC Table 915 soil list

CAS No.	Compound	Result	RL	Units	Q
71-43-2	Benzene	< 0.0011	0.0011	mg/kg	
100-41-4	Ethylbenzene	< 0.0021	0.0021	mg/kg	
108-88-3	Toluene	< 0.0021	0.0021	mg/kg	
95-63-6	1,2,4-Trimethylbenzene	< 0.0021	0.0021	mg/kg	
108-67-8	1,3,5-Trimethylbenzene	< 0.0021	0.0021	mg/kg	
	m,p-Xylene	< 0.0021	0.0021	mg/kg	
95-47-6	o-Xylene	< 0.0021	0.0021	mg/kg	
1330-20-7	Xylene (total)	< 0.0021	0.0021	mg/kg	
	TPH-GRO (C6-C10) <sup>a</sup>	< 0.21	0.21	mg/kg	

CAS No.	Surrogate Recoveries	Run# 1	Run# 2	Limits
1868-53-7	Dibromofluoromethane	115%		70-130%
2037-26-5	Toluene-D8	101%		70-130%
460-00-4	4-Bromofluorobenzene	112%		70-130%
17060-07-0	1,2-Dichloroethane-D4	104%		70-130%

(a) Associated CCV outside of control limits high.

RL = Reporting Limit  
E = Indicates value exceeds calibration range

J = Indicates an estimated value  
B = Indicates analyte found in associated method blank  
N = Indicates presumptive evidence of a compound

# Report of Analysis

<b>Client Sample ID:</b> FS01-A@8'		
<b>Lab Sample ID:</b> DA78596-1		<b>Date Sampled:</b> 01/12/26
<b>Matrix:</b> SO - Soil		<b>Date Received:</b> 01/12/26
<b>Method:</b> SW846 8270E SW846 3570		<b>Percent Solids:</b> 91.7
<b>Project:</b> Dr Joe CC 06-09		

Run #	File ID	DF	Analyzed	By	Prep Date	Prep Batch	Analytical Batch
Run #1	7G008202.D	1	01/14/26 23:49	ZL	01/13/26 15:30	OP29776	E7G303
Run #2							

Run #	Initial Weight	Final Volume
Run #1	5.0 g	10.0 ml
Run #2		

### COGCC Table 915-1 PAH List

CAS No.	Compound	Result	RL	Units	Q
83-32-9	Acenaphthene	< 0.0044	0.0044	mg/kg	
120-12-7	Anthracene	< 0.0044	0.0044	mg/kg	
56-55-3	Benzo(a)anthracene	< 0.0055	0.0055	mg/kg	
205-99-2	Benzo(b)fluoranthene	< 0.0044	0.0044	mg/kg	
207-08-9	Benzo(k)fluoranthene	< 0.0044	0.0044	mg/kg	
50-32-8	Benzo(a)pyrene	< 0.0044	0.0044	mg/kg	
218-01-9	Chrysene	< 0.0044	0.0044	mg/kg	
53-70-3	Dibenzo(a,h)anthracene	< 0.0044	0.0044	mg/kg	
206-44-0	Fluoranthene	< 0.0044	0.0044	mg/kg	
86-73-7	Fluorene	< 0.0044	0.0044	mg/kg	
193-39-5	Indeno(1,2,3-cd)pyrene	< 0.0044	0.0044	mg/kg	
90-12-0	1-Methylnaphthalene	< 0.0044	0.0044	mg/kg	
91-57-6	2-Methylnaphthalene	< 0.0044	0.0044	mg/kg	
91-20-3	Naphthalene	< 0.0022	0.0022	mg/kg	
129-00-0	Pyrene	< 0.0044	0.0044	mg/kg	

CAS No.	Surrogate Recoveries	Run# 1	Run# 2	Limits
321-60-8	2-Fluorobiphenyl	92%		22-138%
4165-60-0	Nitrobenzene-d5	104%		32-143%
1718-51-0	Terphenyl-d14	81%		48-149%

RL = Reporting Limit  
E = Indicates value exceeds calibration range

J = Indicates an estimated value  
B = Indicates analyte found in associated method blank  
N = Indicates presumptive evidence of a compound

## Report of Analysis

3.1  
3

<b>Client Sample ID:</b> FS01-A@8'	<b>Date Sampled:</b> 01/12/26
<b>Lab Sample ID:</b> DA78596-1	<b>Date Received:</b> 01/12/26
<b>Matrix:</b> SO - Soil	<b>Percent Solids:</b> 91.7
<b>Method:</b> SW846-8015C SW846 3570	
<b>Project:</b> Dr Joe CC 06-09	

Run #1	File ID	DF	Analyzed	By	Prep Date	Prep Batch	Analytical Batch
Run #1	LW52163.D	1	01/16/26 16:12	JB	01/12/26 09:00	OP29782	GLW1237
Run #2							

Run #1	Initial Weight	Final Volume
Run #1	5.0 g	10.0 ml
Run #2		

### DRO C10-C28, ORO > C28-C36

CAS No.	Compound	Result	RL	Units	Q
	TPH-DRO (C10-C28)	6.10	4.3	mg/kg	
	TPH-ORO (> C28-C36)	9.00	6.5	mg/kg	

CAS No.	Surrogate Recoveries	Run# 1	Run# 2	Limits
84-15-1	o-Terphenyl	98%		44-149%

RL = Reporting Limit  
E = Indicates value exceeds calibration range

J = Indicates an estimated value  
B = Indicates analyte found in associated method blank  
N = Indicates presumptive evidence of a compound

## Report of Analysis

<b>Client Sample ID:</b> FS01-A@8'	<b>Date Sampled:</b> 01/12/26
<b>Lab Sample ID:</b> DA78596-1A	<b>Date Received:</b> 01/12/26
<b>Matrix:</b> SO - Soil	<b>Percent Solids:</b> 91.7
<b>Project:</b> Dr Joe CC 06-09	

### SAR Metals Analysis

Analyte	Result	RL	Units	DF	Prep	Analyzed By	Method	Prep Method
Calcium	86.0	6.0	mg/l	1	01/13/26	01/15/26 BR	SW846 6010C <sup>1</sup>	USDA HANDBOOK 60 <sup>2</sup>
Magnesium	20.2	3.0	mg/l	1	01/13/26	01/15/26 BR	SW846 6010C <sup>1</sup>	USDA HANDBOOK 60 <sup>2</sup>
Sodium	119	6.0	mg/l	1	01/13/26	01/15/26 BR	SW846 6010C <sup>1</sup>	USDA HANDBOOK 60 <sup>2</sup>

(1) Instrument QC Batch: MA20088

(2) Prep QC Batch: MP45503

RL = Reporting Limit

## Report of Analysis

<b>Client Sample ID:</b> FS01-A@8'	<b>Date Sampled:</b> 01/12/26
<b>Lab Sample ID:</b> DA78596-1A	<b>Date Received:</b> 01/12/26
<b>Matrix:</b> SO - Soil	<b>Percent Solids:</b> 91.7
<b>Project:</b> Dr Joe CC 06-09	

### General Chemistry

Analyte	Result	RL	Units	DF	Analyzed	By	Method
Sodium Adsorption Ratio <sup>a</sup>	3.00		ratio	1	01/15/26 18:10	BR	USDA HANDBOOK 60

(a) Calculated as:  $(Na \text{ meq/L}) / \sqrt{[(Ca \text{ meq/L}) + (Mg \text{ meq/L})/2]}$

---

RL = Reporting Limit

## Report of Analysis

<b>Client Sample ID:</b> FS01-A@8'	<b>Date Sampled:</b> 01/12/26
<b>Lab Sample ID:</b> DA78596-1B	<b>Date Received:</b> 01/12/26
<b>Matrix:</b> SO - Soil	<b>Percent Solids:</b> 91.7
<b>Project:</b> Dr Joe CC 06-09	

### Hot Water Soluble Boron Metals Analysis

Analyte	Result	RL	Units	DF	Prep	Analyzed By	Method	Prep Method
Boron	< 0.25	0.25	mg/l	1	01/13/26	01/14/26 BR	SW846 6010C <sup>1</sup>	HWS-B <sup>2</sup>

(1) Instrument QC Batch: MA20085

(2) Prep QC Batch: MP45480

---

RL = Reporting Limit

## Report of Analysis

<b>Client Sample ID:</b> FS01-A@8'	<b>Date Sampled:</b> 01/12/26
<b>Lab Sample ID:</b> DA78596-1C	<b>Date Received:</b> 01/12/26
<b>Matrix:</b> SO - Soil	<b>Percent Solids:</b> 91.7
<b>Project:</b> Dr Joe CC 06-09	

### Metals Analysis

Analyte	Result	RL	Units	DF	Prep	Analyzed By	Method	Prep Method
Arsenic	2.1	0.21	mg/kg	10	01/13/26	01/14/26 GS	SW846 6020B <sup>1</sup>	SW846 3050B <sup>2</sup>
Barium	59.6	2.1	mg/kg	10	01/13/26	01/14/26 GS	SW846 6020B <sup>1</sup>	SW846 3050B <sup>2</sup>
Cadmium	< 0.10	0.10	mg/kg	10	01/13/26	01/14/26 GS	SW846 6020B <sup>1</sup>	SW846 3050B <sup>2</sup>
Copper	4.5	2.1	mg/kg	10	01/13/26	01/14/26 GS	SW846 6020B <sup>1</sup>	SW846 3050B <sup>2</sup>
Lead	5.0	0.52	mg/kg	10	01/13/26	01/14/26 GS	SW846 6020B <sup>1</sup>	SW846 3050B <sup>2</sup>
Nickel	4.4	2.1	mg/kg	10	01/13/26	01/14/26 GS	SW846 6020B <sup>1</sup>	SW846 3050B <sup>2</sup>
Selenium	< 0.21	0.21	mg/kg	10	01/13/26	01/14/26 GS	SW846 6020B <sup>1</sup>	SW846 3050B <sup>2</sup>
Silver	< 0.10	0.10	mg/kg	10	01/13/26	01/14/26 GS	SW846 6020B <sup>1</sup>	SW846 3050B <sup>2</sup>
Zinc	16.0	10	mg/kg	10	01/13/26	01/14/26 GS	SW846 6020B <sup>1</sup>	SW846 3050B <sup>2</sup>

(1) Instrument QC Batch: MA20083

(2) Prep QC Batch: MP45491

RL = Reporting Limit

## Report of Analysis

<b>Client Sample ID:</b> FS01-A@8'	<b>Date Sampled:</b> 01/12/26
<b>Lab Sample ID:</b> DA78596-1C	<b>Date Received:</b> 01/12/26
<b>Matrix:</b> SO - Soil	<b>Percent Solids:</b> 91.7
<b>Project:</b> Dr Joe CC 06-09	

### General Chemistry

Analyte	Result	RL	Units	DF	Analyzed	By	Method
<b>pH-saturated paste method</b>							
pH	7.76		su	1	01/13/26 20:58	GC	WREP-125,4E-SATPASTE
<b>prep: DEPT.OF AG, BOOK N9</b>							
Specific Conductivity	1.1	0.0010	mmhos/cm	1	01/13/26 21:00	GC	SM 2510B-2011 MOD
Chromium, Hexavalent <sup>a</sup>	< 0.44	0.44	mg/kg	1	01/22/26 08:07	ANJ	SW846 3060A/7199

(a) Sample digested on 01/15/2026 Analysis performed at SGS Dayton, NJ.

RL = Reporting Limit

## Report of Analysis

3.5  
3

<b>Client Sample ID:</b> SS01-A@4'	
<b>Lab Sample ID:</b> DA78596-2	<b>Date Sampled:</b> 01/12/26
<b>Matrix:</b> SO - Soil	<b>Date Received:</b> 01/12/26
<b>Method:</b> SW846 8260D	<b>Percent Solids:</b> 94.5
<b>Project:</b> Dr Joe CC 06-09	

Run #1	File ID	DF	Analyzed	By	Prep Date	Prep Batch	Analytical Batch
Run #1	5V98324.D	1	01/14/26 04:20	MB	n/a	n/a	V5V4632
Run #2							

Run #1	Initial Weight	Final Volume
Run #1	5.11 g	5.0 ml
Run #2		

### VOA COGCC Table 915 soil list

CAS No.	Compound	Result	RL	Units	Q
71-43-2	Benzene	< 0.0010	0.0010	mg/kg	
100-41-4	Ethylbenzene	< 0.0021	0.0021	mg/kg	
108-88-3	Toluene	< 0.0021	0.0021	mg/kg	
95-63-6	1,2,4-Trimethylbenzene	< 0.0021	0.0021	mg/kg	
108-67-8	1,3,5-Trimethylbenzene	< 0.0021	0.0021	mg/kg	
	m,p-Xylene	< 0.0021	0.0021	mg/kg	
95-47-6	o-Xylene	< 0.0021	0.0021	mg/kg	
1330-20-7	Xylene (total)	< 0.0021	0.0021	mg/kg	
	TPH-GRO (C6-C10) <sup>a</sup>	< 0.21	0.21	mg/kg	

CAS No.	Surrogate Recoveries	Run# 1	Run# 2	Limits
1868-53-7	Dibromofluoromethane	119%		70-130%
2037-26-5	Toluene-D8	95%		70-130%
460-00-4	4-Bromofluorobenzene	110%		70-130%
17060-07-0	1,2-Dichloroethane-D4	109%		70-130%

(a) Associated CCV outside of control limits high.

RL = Reporting Limit  
E = Indicates value exceeds calibration range

J = Indicates an estimated value  
B = Indicates analyte found in associated method blank  
N = Indicates presumptive evidence of a compound

## Report of Analysis

3.5  
3

<b>Client Sample ID:</b> SS01-A@4'	
<b>Lab Sample ID:</b> DA78596-2	<b>Date Sampled:</b> 01/12/26
<b>Matrix:</b> SO - Soil	<b>Date Received:</b> 01/12/26
<b>Method:</b> SW846 8270E SW846 3570	<b>Percent Solids:</b> 94.5
<b>Project:</b> Dr Joe CC 06-09	

Run #1	File ID	DF	Analyzed	By	Prep Date	Prep Batch	Analytical Batch
Run #1	7G008203.D	1	01/15/26 00:09	ZL	01/13/26 15:30	OP29776	E7G303
Run #2							

Run #1	Initial Weight	Final Volume
Run #1	5.0 g	10.0 ml
Run #2		

### COGCC Table 915-1 PAH List

CAS No.	Compound	Result	RL	Units	Q
83-32-9	Acenaphthene	< 0.0042	0.0042	mg/kg	
120-12-7	Anthracene	< 0.0042	0.0042	mg/kg	
56-55-3	Benzo(a)anthracene	< 0.0053	0.0053	mg/kg	
205-99-2	Benzo(b)fluoranthene	< 0.0042	0.0042	mg/kg	
207-08-9	Benzo(k)fluoranthene	< 0.0042	0.0042	mg/kg	
50-32-8	Benzo(a)pyrene	< 0.0042	0.0042	mg/kg	
218-01-9	Chrysene	< 0.0042	0.0042	mg/kg	
53-70-3	Dibenzo(a,h)anthracene	< 0.0042	0.0042	mg/kg	
206-44-0	Fluoranthene	< 0.0042	0.0042	mg/kg	
86-73-7	Fluorene	< 0.0042	0.0042	mg/kg	
193-39-5	Indeno(1,2,3-cd)pyrene	< 0.0042	0.0042	mg/kg	
90-12-0	1-Methylnaphthalene	< 0.0042	0.0042	mg/kg	
91-57-6	2-Methylnaphthalene	< 0.0042	0.0042	mg/kg	
91-20-3	Naphthalene	< 0.0021	0.0021	mg/kg	
129-00-0	Pyrene	< 0.0042	0.0042	mg/kg	

CAS No.	Surrogate Recoveries	Run# 1	Run# 2	Limits
321-60-8	2-Fluorobiphenyl	92%		22-138%
4165-60-0	Nitrobenzene-d5	102%		32-143%
1718-51-0	Terphenyl-d14	76%		48-149%

RL = Reporting Limit  
E = Indicates value exceeds calibration range

J = Indicates an estimated value  
B = Indicates analyte found in associated method blank  
N = Indicates presumptive evidence of a compound

## Report of Analysis

<b>Client Sample ID:</b> SS01-A@4'	
<b>Lab Sample ID:</b> DA78596-2	<b>Date Sampled:</b> 01/12/26
<b>Matrix:</b> SO - Soil	<b>Date Received:</b> 01/12/26
<b>Method:</b> SW846-8015C SW846 3570	<b>Percent Solids:</b> 94.5
<b>Project:</b> Dr Joe CC 06-09	

	File ID	DF	Analyzed	By	Prep Date	Prep Batch	Analytical Batch
Run #1 <sup>a</sup>	FN99428.D	1	01/15/26 07:15	JB	01/13/26 12:00	OP29782	GFN603
Run #2							

	Initial Weight	Final Volume
Run #1	5.1 g	10.0 ml
Run #2		

### DRO C10-C28, ORO > C28-C36

CAS No.	Compound	Result	RL	Units	Q
	TPH-DRO (C10-C28)	< 4.2	4.2	mg/kg	
	TPH-ORO (> C28-C36) <sup>b</sup>	< 6.2	6.2	mg/kg	

CAS No.	Surrogate Recoveries	Run# 1	Run# 2	Limits
84-15-1	o-Terphenyl	89%		44-149%

(a) rerun ORO high in CCV

(b) Associated CCV outside of control limits high. Sample ND.

RL = Reporting Limit  
E = Indicates value exceeds calibration range

J = Indicates an estimated value  
B = Indicates analyte found in associated method blank  
N = Indicates presumptive evidence of a compound

## Report of Analysis

<b>Client Sample ID:</b> SS01-A@4'		<b>Date Sampled:</b> 01/12/26
<b>Lab Sample ID:</b> DA78596-2A		<b>Date Received:</b> 01/12/26
<b>Matrix:</b> SO - Soil		<b>Percent Solids:</b> 94.5
<b>Project:</b> Dr Joe CC 06-09		

### SAR Metals Analysis

Analyte	Result	RL	Units	DF	Prep	Analyzed By	Method	Prep Method
Calcium	71.6	6.0	mg/l	1	01/13/26	01/15/26 BR	SW846 6010C <sup>1</sup>	USDA HANDBOOK 60 <sup>2</sup>
Magnesium	15.3	3.0	mg/l	1	01/13/26	01/15/26 BR	SW846 6010C <sup>1</sup>	USDA HANDBOOK 60 <sup>2</sup>
Sodium	145	6.0	mg/l	1	01/13/26	01/15/26 BR	SW846 6010C <sup>1</sup>	USDA HANDBOOK 60 <sup>2</sup>

(1) Instrument QC Batch: MA20088

(2) Prep QC Batch: MP45503

RL = Reporting Limit

## Report of Analysis

<b>Client Sample ID:</b> SS01-A@4'		<b>Date Sampled:</b> 01/12/26
<b>Lab Sample ID:</b> DA78596-2A		<b>Date Received:</b> 01/12/26
<b>Matrix:</b> SO - Soil		<b>Percent Solids:</b> 94.5
<b>Project:</b> Dr Joe CC 06-09		

### General Chemistry

Analyte	Result	RL	Units	DF	Analyzed	By	Method
Sodium Adsorption Ratio <sup>a</sup>	4.06		ratio	1	01/15/26 18:12	BR	USDA HANDBOOK 60

(a) Calculated as:  $(Na \text{ meq/L}) / \sqrt{[(Ca \text{ meq/L}) + (Mg \text{ meq/L})/2]}$

---

RL = Reporting Limit

## Report of Analysis

<b>Client Sample ID:</b> SS01-A@4'	
<b>Lab Sample ID:</b> DA78596-2B	<b>Date Sampled:</b> 01/12/26
<b>Matrix:</b> SO - Soil	<b>Date Received:</b> 01/12/26
	<b>Percent Solids:</b> 94.5
<b>Project:</b> Dr Joe CC 06-09	

### Hot Water Soluble Boron Metals Analysis

Analyte	Result	RL	Units	DF	Prep	Analyzed By	Method	Prep Method
Boron	0.291	0.25	mg/l	1	01/13/26	01/14/26 BR	SW846 6010C <sup>1</sup>	HWS-B <sup>2</sup>

(1) Instrument QC Batch: MA20085

(2) Prep QC Batch: MP45480

---

RL = Reporting Limit

# Report of Analysis

<b>Client Sample ID:</b> SS01-A@4'	<b>Date Sampled:</b> 01/12/26
<b>Lab Sample ID:</b> DA78596-2C	<b>Date Received:</b> 01/12/26
<b>Matrix:</b> SO - Soil	<b>Percent Solids:</b> 94.5
<b>Project:</b> Dr Joe CC 06-09	

## Metals Analysis

Analyte	Result	RL	Units	DF	Prep	Analyzed By	Method	Prep Method
Arsenic	1.7	0.20	mg/kg	10	01/13/26	01/14/26 GS	SW846 6020B <sup>1</sup>	SW846 3050B <sup>2</sup>
Barium	49.9	2.0	mg/kg	10	01/13/26	01/14/26 GS	SW846 6020B <sup>1</sup>	SW846 3050B <sup>2</sup>
Cadmium	< 0.10	0.10	mg/kg	10	01/13/26	01/14/26 GS	SW846 6020B <sup>1</sup>	SW846 3050B <sup>2</sup>
Copper	4.6	2.0	mg/kg	10	01/13/26	01/14/26 GS	SW846 6020B <sup>1</sup>	SW846 3050B <sup>2</sup>
Lead	4.5	0.51	mg/kg	10	01/13/26	01/14/26 GS	SW846 6020B <sup>1</sup>	SW846 3050B <sup>2</sup>
Nickel	4.1	2.0	mg/kg	10	01/13/26	01/14/26 GS	SW846 6020B <sup>1</sup>	SW846 3050B <sup>2</sup>
Selenium	< 0.20	0.20	mg/kg	10	01/13/26	01/14/26 GS	SW846 6020B <sup>1</sup>	SW846 3050B <sup>2</sup>
Silver	< 0.10	0.10	mg/kg	10	01/13/26	01/14/26 GS	SW846 6020B <sup>1</sup>	SW846 3050B <sup>2</sup>
Zinc	15.4	10	mg/kg	10	01/13/26	01/14/26 GS	SW846 6020B <sup>1</sup>	SW846 3050B <sup>2</sup>

(1) Instrument QC Batch: MA20083

(2) Prep QC Batch: MP45491

RL = Reporting Limit

# Report of Analysis



<b>Client Sample ID:</b> SS01-A@4'	<b>Date Sampled:</b> 01/12/26
<b>Lab Sample ID:</b> DA78596-2C	<b>Date Received:</b> 01/12/26
<b>Matrix:</b> SO - Soil	<b>Percent Solids:</b> 94.5
<b>Project:</b> Dr Joe CC 06-09	

## General Chemistry

Analyte	Result	RL	Units	DF	Analyzed	By	Method
<b>pH-saturated paste method</b>							
pH	7.84		su	1	01/13/26 20:58	GC	WREP-125,4E-SATPASTE
<b>prep: DEPT.OF AG, BOOK N9</b>							
Specific Conductivity	1.1	0.0010	mmhos/cm	1	01/13/26 21:00	GC	SM 2510B-2011 MOD
Chromium, Hexavalent <sup>a</sup>	< 0.41	0.41	mg/kg	1	01/22/26 08:34	ANJ	SW846 3060A/7199

(a) Sample digested on 01/15/2026 Analysis performed at SGS Dayton, NJ.

RL = Reporting Limit

## Report of Analysis

<b>Client Sample ID:</b> SS02-A@4'	
<b>Lab Sample ID:</b> DA78596-3	<b>Date Sampled:</b> 01/12/26
<b>Matrix:</b> SO - Soil	<b>Date Received:</b> 01/12/26
<b>Method:</b> SW846 8260D	<b>Percent Solids:</b> 93.7
<b>Project:</b> Dr Joe CC 06-09	

Run #1	File ID	DF	Analyzed	By	Prep Date	Prep Batch	Analytical Batch
Run #1	5V98325.D	1	01/14/26 04:43	MB	n/a	n/a	V5V4632
Run #2							

Run #1	Initial Weight	Final Volume
Run #1	5.27 g	5.0 ml
Run #2		

**VOA COGCC Table 915 soil list**

CAS No.	Compound	Result	RL	Units	Q
71-43-2	Benzene	< 0.0010	0.0010	mg/kg	
100-41-4	Ethylbenzene	< 0.0020	0.0020	mg/kg	
108-88-3	Toluene	< 0.0020	0.0020	mg/kg	
95-63-6	1,2,4-Trimethylbenzene	< 0.0020	0.0020	mg/kg	
108-67-8	1,3,5-Trimethylbenzene	< 0.0020	0.0020	mg/kg	
	m,p-Xylene	< 0.0020	0.0020	mg/kg	
95-47-6	o-Xylene	< 0.0020	0.0020	mg/kg	
1330-20-7	Xylene (total)	< 0.0020	0.0020	mg/kg	
	TPH-GRO (C6-C10) <sup>a</sup>	< 0.20	0.20	mg/kg	

CAS No.	Surrogate Recoveries	Run# 1	Run# 2	Limits
1868-53-7	Dibromofluoromethane	119%		70-130%
2037-26-5	Toluene-D8	93%		70-130%
460-00-4	4-Bromofluorobenzene	114%		70-130%
17060-07-0	1,2-Dichloroethane-D4	106%		70-130%

(a) Associated CCV outside of control limits high.

RL = Reporting Limit  
E = Indicates value exceeds calibration range

J = Indicates an estimated value  
B = Indicates analyte found in associated method blank  
N = Indicates presumptive evidence of a compound

# Report of Analysis

<b>Client Sample ID:</b> SS02-A@4'		
<b>Lab Sample ID:</b> DA78596-3		<b>Date Sampled:</b> 01/12/26
<b>Matrix:</b> SO - Soil		<b>Date Received:</b> 01/12/26
<b>Method:</b> SW846 8270E SW846 3570		<b>Percent Solids:</b> 93.7
<b>Project:</b> Dr Joe CC 06-09		

Run #	File ID	DF	Analyzed	By	Prep Date	Prep Batch	Analytical Batch
Run #1	7G008214.D	1	01/15/26 03:50	ZL	01/13/26 15:30	OP29777	E7G304
Run #2							

Run #	Initial Weight	Final Volume
Run #1	5.2 g	10.0 ml
Run #2		

### COGCC Table 915-1 PAH List

CAS No.	Compound	Result	RL	Units	Q
83-32-9	Acenaphthene	< 0.0041	0.0041	mg/kg	
120-12-7	Anthracene	< 0.0041	0.0041	mg/kg	
56-55-3	Benzo(a)anthracene	< 0.0051	0.0051	mg/kg	
205-99-2	Benzo(b)fluoranthene	< 0.0041	0.0041	mg/kg	
207-08-9	Benzo(k)fluoranthene	< 0.0041	0.0041	mg/kg	
50-32-8	Benzo(a)pyrene	< 0.0041	0.0041	mg/kg	
218-01-9	Chrysene	< 0.0041	0.0041	mg/kg	
53-70-3	Dibenzo(a,h)anthracene	< 0.0041	0.0041	mg/kg	
206-44-0	Fluoranthene	< 0.0041	0.0041	mg/kg	
86-73-7	Fluorene	< 0.0041	0.0041	mg/kg	
193-39-5	Indeno(1,2,3-cd)pyrene	< 0.0041	0.0041	mg/kg	
90-12-0	1-Methylnaphthalene	< 0.0041	0.0041	mg/kg	
91-57-6	2-Methylnaphthalene	< 0.0041	0.0041	mg/kg	
91-20-3	Naphthalene	< 0.0021	0.0021	mg/kg	
129-00-0	Pyrene	< 0.0041	0.0041	mg/kg	

CAS No.	Surrogate Recoveries	Run# 1	Run# 2	Limits
321-60-8	2-Fluorobiphenyl	95%		22-138%
4165-60-0	Nitrobenzene-d5	107%		32-143%
1718-51-0	Terphenyl-d14	84%		48-149%

RL = Reporting Limit  
E = Indicates value exceeds calibration range

J = Indicates an estimated value  
B = Indicates analyte found in associated method blank  
N = Indicates presumptive evidence of a compound

## Report of Analysis

<b>Client Sample ID:</b> SS02-A@4'	
<b>Lab Sample ID:</b> DA78596-3	<b>Date Sampled:</b> 01/12/26
<b>Matrix:</b> SO - Soil	<b>Date Received:</b> 01/12/26
<b>Method:</b> SW846-8015C SW846 3570	<b>Percent Solids:</b> 93.7
<b>Project:</b> Dr Joe CC 06-09	

	File ID	DF	Analyzed	By	Prep Date	Prep Batch	Analytical Batch
Run #1	FN99429.D	1	01/15/26 07:28	JB	01/13/26 12:00	OP29782	GFN603
Run #2							

	Initial Weight	Final Volume
Run #1	5.1 g	10.0 ml
Run #2		

**DRO C10-C28, ORO > C28-C36**

CAS No.	Compound	Result	RL	Units	Q
	TPH-DRO (C10-C28)	< 4.2	4.2	mg/kg	
	TPH-ORO (> C28-C36) <sup>a</sup>	< 6.3	6.3	mg/kg	

CAS No.	Surrogate Recoveries	Run# 1	Run# 2	Limits
84-15-1	o-Terphenyl	88%		44-149%

(a) Associated CCV outside of control limits high. Sample ND.

RL = Reporting Limit  
E = Indicates value exceeds calibration range

J = Indicates an estimated value  
B = Indicates analyte found in associated method blank  
N = Indicates presumptive evidence of a compound

## Report of Analysis

<b>Client Sample ID:</b> SS02-A@4'	<b>Date Sampled:</b> 01/12/26
<b>Lab Sample ID:</b> DA78596-3A	<b>Date Received:</b> 01/12/26
<b>Matrix:</b> SO - Soil	<b>Percent Solids:</b> 93.7
<b>Project:</b> Dr Joe CC 06-09	

### SAR Metals Analysis

Analyte	Result	RL	Units	DF	Prep	Analyzed By	Method	Prep Method
Calcium	318	6.0	mg/l	1	01/13/26	01/15/26 BR	SW846 6010C <sup>1</sup>	USDA HANDBOOK 60 <sup>2</sup>
Magnesium	68.7	3.0	mg/l	1	01/13/26	01/15/26 BR	SW846 6010C <sup>1</sup>	USDA HANDBOOK 60 <sup>2</sup>
Sodium	419	6.0	mg/l	1	01/13/26	01/15/26 BR	SW846 6010C <sup>1</sup>	USDA HANDBOOK 60 <sup>2</sup>

(1) Instrument QC Batch: MA20088

(2) Prep QC Batch: MP45504

RL = Reporting Limit

## Report of Analysis

<b>Client Sample ID:</b> SS02-A@4'	<b>Date Sampled:</b> 01/12/26
<b>Lab Sample ID:</b> DA78596-3A	<b>Date Received:</b> 01/12/26
<b>Matrix:</b> SO - Soil	<b>Percent Solids:</b> 93.7
<b>Project:</b> Dr Joe CC 06-09	

### General Chemistry

Analyte	Result	RL	Units	DF	Analyzed	By	Method
Sodium Adsorption Ratio <sup>a</sup>	5.55		ratio	1	01/15/26 18:50	BR	USDA HANDBOOK 60

(a) Calculated as:  $(Na \text{ meq/L}) / \sqrt{[(Ca \text{ meq/L}) + (Mg \text{ meq/L})/2]}$

---

RL = Reporting Limit

## Report of Analysis

<b>Client Sample ID:</b> SS02-A@4'		<b>Date Sampled:</b> 01/12/26
<b>Lab Sample ID:</b> DA78596-3B		<b>Date Received:</b> 01/12/26
<b>Matrix:</b> SO - Soil		<b>Percent Solids:</b> 93.7
<b>Project:</b> Dr Joe CC 06-09		

### Hot Water Soluble Boron Metals Analysis

Analyte	Result	RL	Units	DF	Prep	Analyzed By	Method	Prep Method
Boron	0.329	0.25	mg/l	1	01/13/26	01/14/26 BR	SW846 6010C <sup>1</sup>	HWS-B <sup>2</sup>

(1) Instrument QC Batch: MA20085

(2) Prep QC Batch: MP45480

---

RL = Reporting Limit

## Report of Analysis

<b>Client Sample ID:</b> SS02-A@4'	<b>Date Sampled:</b> 01/12/26
<b>Lab Sample ID:</b> DA78596-3C	<b>Date Received:</b> 01/12/26
<b>Matrix:</b> SO - Soil	<b>Percent Solids:</b> 93.7
<b>Project:</b> Dr Joe CC 06-09	

### Metals Analysis

Analyte	Result	RL	Units	DF	Prep	Analized By	Method	Prep Method
Arsenic	1.7	0.18	mg/kg	10	01/13/26	01/14/26 GS	SW846 6020B <sup>1</sup>	SW846 3050B <sup>2</sup>
Barium	55.0	1.8	mg/kg	10	01/13/26	01/14/26 GS	SW846 6020B <sup>1</sup>	SW846 3050B <sup>2</sup>
Cadmium	< 0.091	0.091	mg/kg	10	01/13/26	01/14/26 GS	SW846 6020B <sup>1</sup>	SW846 3050B <sup>2</sup>
Copper	4.7	1.8	mg/kg	10	01/13/26	01/14/26 GS	SW846 6020B <sup>1</sup>	SW846 3050B <sup>2</sup>
Lead	4.6	0.46	mg/kg	10	01/13/26	01/14/26 GS	SW846 6020B <sup>1</sup>	SW846 3050B <sup>2</sup>
Nickel	4.3	1.8	mg/kg	10	01/13/26	01/14/26 GS	SW846 6020B <sup>1</sup>	SW846 3050B <sup>2</sup>
Selenium	< 0.18	0.18	mg/kg	10	01/13/26	01/14/26 GS	SW846 6020B <sup>1</sup>	SW846 3050B <sup>2</sup>
Silver	< 0.091	0.091	mg/kg	10	01/13/26	01/14/26 GS	SW846 6020B <sup>1</sup>	SW846 3050B <sup>2</sup>
Zinc	16.2	9.1	mg/kg	10	01/13/26	01/14/26 GS	SW846 6020B <sup>1</sup>	SW846 3050B <sup>2</sup>

(1) Instrument QC Batch: MA20083

(2) Prep QC Batch: MP45491

RL = Reporting Limit

# Report of Analysis

<b>Client Sample ID:</b> SS02-A@4'	<b>Date Sampled:</b> 01/12/26
<b>Lab Sample ID:</b> DA78596-3C	<b>Date Received:</b> 01/12/26
<b>Matrix:</b> SO - Soil	<b>Percent Solids:</b> 93.7
<b>Project:</b> Dr Joe CC 06-09	

## General Chemistry

Analyte	Result	RL	Units	DF	Analyzed	By	Method
<b>pH-saturated paste method</b>							
pH	7.70		su	1	01/13/26 20:43	GC	WREP-125,4E-SATPASTE
<b>prep: DEPT.OF AG, BOOK N9</b>							
Specific Conductivity	3.3	0.0010	mmhos/cm	1	01/13/26 20:45	GC	SM 2510B-2011 MOD
Chromium, Hexavalent <sup>a</sup>	< 0.43	0.43	mg/kg	1	01/21/26 21:49	ANJ	SW846 3060A/7199

(a) Sample digested on 01/15/2026 Analysis performed at SGS Dayton, NJ.

RL = Reporting Limit

## Report of Analysis

<b>Client Sample ID:</b> SS03-A@4'	
<b>Lab Sample ID:</b> DA78596-4	<b>Date Sampled:</b> 01/12/26
<b>Matrix:</b> SO - Soil	<b>Date Received:</b> 01/12/26
<b>Method:</b> SW846 8260D	<b>Percent Solids:</b> 82.1
<b>Project:</b> Dr Joe CC 06-09	

Run #1	File ID	DF	Analyzed	By	Prep Date	Prep Batch	Analytical Batch
Run #1	5V98326.D	1	01/14/26 05:06	MB	n/a	n/a	V5V4632
Run #2							

Run #1	Initial Weight	Final Volume
Run #1	5.33 g	5.0 ml
Run #2		

### VOA COGCC Table 915 soil list

CAS No.	Compound	Result	RL	Units	Q
71-43-2	Benzene	< 0.0011	0.0011	mg/kg	
100-41-4	Ethylbenzene	< 0.0023	0.0023	mg/kg	
108-88-3	Toluene	< 0.0023	0.0023	mg/kg	
95-63-6	1,2,4-Trimethylbenzene	< 0.0023	0.0023	mg/kg	
108-67-8	1,3,5-Trimethylbenzene	< 0.0023	0.0023	mg/kg	
	m,p-Xylene	< 0.0023	0.0023	mg/kg	
95-47-6	o-Xylene	< 0.0023	0.0023	mg/kg	
1330-20-7	Xylene (total)	< 0.0023	0.0023	mg/kg	
	TPH-GRO (C6-C10) <sup>a</sup>	< 0.23	0.23	mg/kg	

CAS No.	Surrogate Recoveries	Run# 1	Run# 2	Limits
1868-53-7	Dibromofluoromethane	118%		70-130%
2037-26-5	Toluene-D8	96%		70-130%
460-00-4	4-Bromofluorobenzene	108%		70-130%
17060-07-0	1,2-Dichloroethane-D4	108%		70-130%

(a) Associated CCV outside of control limits high.

RL = Reporting Limit  
E = Indicates value exceeds calibration range

J = Indicates an estimated value  
B = Indicates analyte found in associated method blank  
N = Indicates presumptive evidence of a compound

# Report of Analysis

<b>Client Sample ID:</b> SS03-A@4'		
<b>Lab Sample ID:</b> DA78596-4		<b>Date Sampled:</b> 01/12/26
<b>Matrix:</b> SO - Soil		<b>Date Received:</b> 01/12/26
<b>Method:</b> SW846 8270E SW846 3570		<b>Percent Solids:</b> 82.1
<b>Project:</b> Dr Joe CC 06-09		

Run #	File ID	DF	Analyzed	By	Prep Date	Prep Batch	Analytical Batch
Run #1	7G008215.D	1	01/15/26 04:10	ZL	01/13/26 15:30	OP29777	E7G304
Run #2							

Run #	Initial Weight	Final Volume
Run #1	5.2 g	10.0 ml
Run #2		

### COGCC Table 915-1 PAH List

CAS No.	Compound	Result	RL	Units	Q
83-32-9	Acenaphthene	< 0.0047	0.0047	mg/kg	
120-12-7	Anthracene	< 0.0047	0.0047	mg/kg	
56-55-3	Benzo(a)anthracene	< 0.0059	0.0059	mg/kg	
205-99-2	Benzo(b)fluoranthene	< 0.0047	0.0047	mg/kg	
207-08-9	Benzo(k)fluoranthene	< 0.0047	0.0047	mg/kg	
50-32-8	Benzo(a)pyrene	< 0.0047	0.0047	mg/kg	
218-01-9	Chrysene	< 0.0047	0.0047	mg/kg	
53-70-3	Dibenzo(a,h)anthracene	< 0.0047	0.0047	mg/kg	
206-44-0	Fluoranthene	0.0057	0.0047	mg/kg	
86-73-7	Fluorene	< 0.0047	0.0047	mg/kg	
193-39-5	Indeno(1,2,3-cd)pyrene	< 0.0047	0.0047	mg/kg	
90-12-0	1-Methylnaphthalene	< 0.0047	0.0047	mg/kg	
91-57-6	2-Methylnaphthalene	< 0.0047	0.0047	mg/kg	
91-20-3	Naphthalene	< 0.0023	0.0023	mg/kg	
129-00-0	Pyrene	< 0.0047	0.0047	mg/kg	

CAS No.	Surrogate Recoveries	Run# 1	Run# 2	Limits
321-60-8	2-Fluorobiphenyl	73%		22-138%
4165-60-0	Nitrobenzene-d5	92%		32-143%
1718-51-0	Terphenyl-d14	51%		48-149%

RL = Reporting Limit  
E = Indicates value exceeds calibration range

J = Indicates an estimated value  
B = Indicates analyte found in associated method blank  
N = Indicates presumptive evidence of a compound

## Report of Analysis

<b>Client Sample ID:</b> SS03-A@4'	
<b>Lab Sample ID:</b> DA78596-4	<b>Date Sampled:</b> 01/12/26
<b>Matrix:</b> SO - Soil	<b>Date Received:</b> 01/12/26
<b>Method:</b> SW846-8015C SW846 3570	<b>Percent Solids:</b> 82.1
<b>Project:</b> Dr Joe CC 06-09	

Run #	File ID	DF	Analyzed	By	Prep Date	Prep Batch	Analytical Batch
Run #1	LW52164.D	1	01/16/26 16:25	JB	01/12/26 09:00	OP29782	GLW1237
Run #2							

Run #	Initial Weight	Final Volume
Run #1	5.0 g	10.0 ml
Run #2		

### DRO C10-C28, ORO > C28-C36

CAS No.	Compound	Result	RL	Units	Q
	TPH-DRO (C10-C28)	4.94	4.8	mg/kg	
	TPH-ORO (> C28-C36)	12.4	7.3	mg/kg	

CAS No.	Surrogate Recoveries	Run# 1	Run# 2	Limits
84-15-1	o-Terphenyl	98%		44-149%

RL = Reporting Limit  
E = Indicates value exceeds calibration range

J = Indicates an estimated value  
B = Indicates analyte found in associated method blank  
N = Indicates presumptive evidence of a compound

## Report of Analysis

<b>Client Sample ID:</b> SS03-A@4'	<b>Date Sampled:</b> 01/12/26
<b>Lab Sample ID:</b> DA78596-4A	<b>Date Received:</b> 01/12/26
<b>Matrix:</b> SO - Soil	<b>Percent Solids:</b> 82.1
<b>Project:</b> Dr Joe CC 06-09	

### SAR Metals Analysis

Analyte	Result	RL	Units	DF	Prep	Analyzed By	Method	Prep Method
Calcium	138	6.0	mg/l	1	01/13/26	01/15/26 BR	SW846 6010C <sup>1</sup>	USDA HANDBOOK 60 <sup>2</sup>
Magnesium	37.3	3.0	mg/l	1	01/13/26	01/15/26 BR	SW846 6010C <sup>1</sup>	USDA HANDBOOK 60 <sup>2</sup>
Sodium	180	6.0	mg/l	1	01/13/26	01/15/26 BR	SW846 6010C <sup>1</sup>	USDA HANDBOOK 60 <sup>2</sup>

(1) Instrument QC Batch: MA20088

(2) Prep QC Batch: MP45504

RL = Reporting Limit

## Report of Analysis

<b>Client Sample ID:</b> SS03-A@4'	<b>Date Sampled:</b> 01/12/26
<b>Lab Sample ID:</b> DA78596-4A	<b>Date Received:</b> 01/12/26
<b>Matrix:</b> SO - Soil	<b>Percent Solids:</b> 82.1
<b>Project:</b> Dr Joe CC 06-09	

### General Chemistry

Analyte	Result	RL	Units	DF	Analyzed	By	Method
Sodium Adsorption Ratio <sup>a</sup>	3.51		ratio	1	01/15/26 18:57	BR	USDA HANDBOOK 60

(a) Calculated as:  $(Na \text{ meq/L}) / \sqrt{[(Ca \text{ meq/L}) + (Mg \text{ meq/L})/2]}$

---

RL = Reporting Limit

## Report of Analysis

<b>Client Sample ID:</b> SS03-A@4'	
<b>Lab Sample ID:</b> DA78596-4B	<b>Date Sampled:</b> 01/12/26
<b>Matrix:</b> SO - Soil	<b>Date Received:</b> 01/12/26
	<b>Percent Solids:</b> 82.1
<b>Project:</b> Dr Joe CC 06-09	

### Hot Water Soluble Boron Metals Analysis

Analyte	Result	RL	Units	DF	Prep	Analyzed By	Method	Prep Method
Boron	0.580	0.25	mg/l	1	01/13/26	01/14/26 BR	SW846 6010C <sup>1</sup>	HWS-B <sup>2</sup>

(1) Instrument QC Batch: MA20085

(2) Prep QC Batch: MP45480

---

RL = Reporting Limit

## Report of Analysis

<b>Client Sample ID:</b> SS03-A@4'	<b>Date Sampled:</b> 01/12/26
<b>Lab Sample ID:</b> DA78596-4C	<b>Date Received:</b> 01/12/26
<b>Matrix:</b> SO - Soil	<b>Percent Solids:</b> 82.1
<b>Project:</b> Dr Joe CC 06-09	

### Metals Analysis

Analyte	Result	RL	Units	DF	Prep	Analyzed By	Method	Prep Method
Arsenic	2.5	0.22	mg/kg	10	01/13/26	01/14/26 GS	SW846 6020B <sup>1</sup>	SW846 3050B <sup>2</sup>
Barium	74.0	2.2	mg/kg	10	01/13/26	01/14/26 GS	SW846 6020B <sup>1</sup>	SW846 3050B <sup>2</sup>
Cadmium	0.11	0.11	mg/kg	10	01/13/26	01/14/26 GS	SW846 6020B <sup>1</sup>	SW846 3050B <sup>2</sup>
Copper	7.4	2.2	mg/kg	10	01/13/26	01/14/26 GS	SW846 6020B <sup>1</sup>	SW846 3050B <sup>2</sup>
Lead	47.4	0.55	mg/kg	10	01/13/26	01/14/26 GS	SW846 6020B <sup>1</sup>	SW846 3050B <sup>2</sup>
Nickel	6.1	2.2	mg/kg	10	01/13/26	01/14/26 GS	SW846 6020B <sup>1</sup>	SW846 3050B <sup>2</sup>
Selenium	< 0.22	0.22	mg/kg	10	01/13/26	01/14/26 GS	SW846 6020B <sup>1</sup>	SW846 3050B <sup>2</sup>
Silver	< 0.11	0.11	mg/kg	10	01/13/26	01/14/26 GS	SW846 6020B <sup>1</sup>	SW846 3050B <sup>2</sup>
Zinc	23.2	11	mg/kg	10	01/13/26	01/14/26 GS	SW846 6020B <sup>1</sup>	SW846 3050B <sup>2</sup>

(1) Instrument QC Batch: MA20083

(2) Prep QC Batch: MP45491

RL = Reporting Limit

# Report of Analysis

<b>Client Sample ID:</b> SS03-A@4'	<b>Date Sampled:</b> 01/12/26
<b>Lab Sample ID:</b> DA78596-4C	<b>Date Received:</b> 01/12/26
<b>Matrix:</b> SO - Soil	<b>Percent Solids:</b> 82.1
<b>Project:</b> Dr Joe CC 06-09	

## General Chemistry

Analyte	Result	RL	Units	DF	Analyzed	By	Method
<b>pH-saturated paste method</b>							
pH	7.79		su	1	01/13/26 20:43	GC	WREP-125,4E-SATPASTE
<b>prep: DEPT.OF AG, BOOK N9</b>							
Specific Conductivity	1.8	0.0010	mmhos/cm	1	01/13/26 20:45	GC	SM 2510B-2011 MOD
Chromium, Hexavalent <sup>a</sup>	0.90	0.50	mg/kg	1	01/21/26 23:27	ANJ	SW846 3060A/7199

(a) Sample digested on 01/15/2026 Analysis performed at SGS Dayton, NJ.

RL = Reporting Limit

## Report of Analysis

<b>Client Sample ID:</b> SS04-A@4'		<b>Date Sampled:</b> 01/12/26
<b>Lab Sample ID:</b> DA78596-5		<b>Date Received:</b> 01/12/26
<b>Matrix:</b> SO - Soil		<b>Percent Solids:</b> 95.4
<b>Method:</b> SW846 8260D		
<b>Project:</b> Dr Joe CC 06-09		

Run #1	File ID	DF	Analyzed	By	Prep Date	Prep Batch	Analytical Batch
Run #1	5V98327.D	1	01/14/26 05:29	MB	n/a	n/a	V5V4632
Run #2							

Run #1	Initial Weight	Final Volume
Run #1	5.33 g	5.0 ml
Run #2		

## VOA COGCC Table 915 soil list

CAS No.	Compound	Result	RL	Units	Q
71-43-2	Benzene	< 0.00098	0.00098	mg/kg	
100-41-4	Ethylbenzene	< 0.0020	0.0020	mg/kg	
108-88-3	Toluene	< 0.0020	0.0020	mg/kg	
95-63-6	1,2,4-Trimethylbenzene	< 0.0020	0.0020	mg/kg	
108-67-8	1,3,5-Trimethylbenzene	< 0.0020	0.0020	mg/kg	
	m,p-Xylene	< 0.0020	0.0020	mg/kg	
95-47-6	o-Xylene	< 0.0020	0.0020	mg/kg	
1330-20-7	Xylene (total)	< 0.0020	0.0020	mg/kg	
	TPH-GRO (C6-C10) <sup>a</sup>	< 0.20	0.20	mg/kg	

CAS No.	Surrogate Recoveries	Run# 1	Run# 2	Limits
1868-53-7	Dibromofluoromethane	121%		70-130%
2037-26-5	Toluene-D8	101%		70-130%
460-00-4	4-Bromofluorobenzene	111%		70-130%
17060-07-0	1,2-Dichloroethane-D4	111%		70-130%

(a) Associated CCV outside of control limits high.

RL = Reporting Limit  
E = Indicates value exceeds calibration range

J = Indicates an estimated value  
B = Indicates analyte found in associated method blank  
N = Indicates presumptive evidence of a compound

# Report of Analysis

<b>Client Sample ID:</b> SS04-A@4'		
<b>Lab Sample ID:</b> DA78596-5		<b>Date Sampled:</b> 01/12/26
<b>Matrix:</b> SO - Soil		<b>Date Received:</b> 01/12/26
<b>Method:</b> SW846 8270E SW846 3570		<b>Percent Solids:</b> 95.4
<b>Project:</b> Dr Joe CC 06-09		

Run #	File ID	DF	Analyzed	By	Prep Date	Prep Batch	Analytical Batch
Run #1	7G008216.D	1	01/15/26 04:31	ZL	01/13/26 15:30	OP29777	E7G304
Run #2							

Run #	Initial Weight	Final Volume
Run #1	5.1 g	10.0 ml
Run #2		

### COGCC Table 915-1 PAH List

CAS No.	Compound	Result	RL	Units	Q
83-32-9	Acenaphthene	< 0.0041	0.0041	mg/kg	
120-12-7	Anthracene	< 0.0041	0.0041	mg/kg	
56-55-3	Benzo(a)anthracene	< 0.0051	0.0051	mg/kg	
205-99-2	Benzo(b)fluoranthene	< 0.0041	0.0041	mg/kg	
207-08-9	Benzo(k)fluoranthene	< 0.0041	0.0041	mg/kg	
50-32-8	Benzo(a)pyrene	< 0.0041	0.0041	mg/kg	
218-01-9	Chrysene	< 0.0041	0.0041	mg/kg	
53-70-3	Dibenzo(a,h)anthracene	< 0.0041	0.0041	mg/kg	
206-44-0	Fluoranthene	< 0.0041	0.0041	mg/kg	
86-73-7	Fluorene	< 0.0041	0.0041	mg/kg	
193-39-5	Indeno(1,2,3-cd)pyrene	< 0.0041	0.0041	mg/kg	
90-12-0	1-Methylnaphthalene	< 0.0041	0.0041	mg/kg	
91-57-6	2-Methylnaphthalene	< 0.0041	0.0041	mg/kg	
91-20-3	Naphthalene	< 0.0021	0.0021	mg/kg	
129-00-0	Pyrene	< 0.0041	0.0041	mg/kg	

CAS No.	Surrogate Recoveries	Run# 1	Run# 2	Limits
321-60-8	2-Fluorobiphenyl	92%		22-138%
4165-60-0	Nitrobenzene-d5	99%		32-143%
1718-51-0	Terphenyl-d14	77%		48-149%

RL = Reporting Limit  
E = Indicates value exceeds calibration range

J = Indicates an estimated value  
B = Indicates analyte found in associated method blank  
N = Indicates presumptive evidence of a compound

## Report of Analysis

<b>Client Sample ID:</b> SS04-A@4'	
<b>Lab Sample ID:</b> DA78596-5	<b>Date Sampled:</b> 01/12/26
<b>Matrix:</b> SO - Soil	<b>Date Received:</b> 01/12/26
<b>Method:</b> SW846-8015C SW846 3570	<b>Percent Solids:</b> 95.4
<b>Project:</b> Dr Joe CC 06-09	

	File ID	DF	Analyzed	By	Prep Date	Prep Batch	Analytical Batch
Run #1	FN99431.D	1	01/15/26 07:56	JB	01/13/26 12:00	OP29782	GFN603
Run #2							

	Initial Weight	Final Volume
Run #1	5.1 g	10.0 ml
Run #2		

### DRO C10-C28, ORO > C28-C36

CAS No.	Compound	Result	RL	Units	Q
	TPH-DRO (C10-C28)	< 4.1	4.1	mg/kg	
	TPH-ORO (> C28-C36) <sup>a</sup>	< 6.2	6.2	mg/kg	

CAS No.	Surrogate Recoveries	Run# 1	Run# 2	Limits
84-15-1	o-Terphenyl	91%		44-149%

(a) Associated CCV outside of control limits high. Sample ND.

RL = Reporting Limit  
E = Indicates value exceeds calibration range

J = Indicates an estimated value  
B = Indicates analyte found in associated method blank  
N = Indicates presumptive evidence of a compound

## Report of Analysis

<b>Client Sample ID:</b> SS04-A@4'	<b>Date Sampled:</b> 01/12/26
<b>Lab Sample ID:</b> DA78596-5A	<b>Date Received:</b> 01/12/26
<b>Matrix:</b> SO - Soil	<b>Percent Solids:</b> 95.4
<b>Project:</b> Dr Joe CC 06-09	

### SAR Metals Analysis

Analyte	Result	RL	Units	DF	Prep	Analyzed By	Method	Prep Method
Calcium	28.1	6.0	mg/l	1	01/13/26	01/15/26 BR	SW846 6010C <sup>1</sup>	USDA HANDBOOK 60 <sup>2</sup>
Magnesium	68.7	3.0	mg/l	1	01/13/26	01/15/26 BR	SW846 6010C <sup>1</sup>	USDA HANDBOOK 60 <sup>2</sup>
Sodium	519	6.0	mg/l	1	01/13/26	01/15/26 BR	SW846 6010C <sup>1</sup>	USDA HANDBOOK 60 <sup>2</sup>

(1) Instrument QC Batch: MA20088

(2) Prep QC Batch: MP45504

RL = Reporting Limit

## Report of Analysis

<b>Client Sample ID:</b> SS04-A@4'	<b>Date Sampled:</b> 01/12/26
<b>Lab Sample ID:</b> DA78596-5A	<b>Date Received:</b> 01/12/26
<b>Matrix:</b> SO - Soil	<b>Percent Solids:</b> 95.4
<b>Project:</b> Dr Joe CC 06-09	

### General Chemistry

Analyte	Result	RL	Units	DF	Analyzed	By	Method
Sodium Adsorption Ratio <sup>a</sup>	12.0		ratio	1	01/15/26 18:58	BR	USDA HANDBOOK 60

(a) Calculated as:  $(Na \text{ meq/L}) / \sqrt{[(Ca \text{ meq/L}) + (Mg \text{ meq/L})/2]}$

---

RL = Reporting Limit

## Report of Analysis

<b>Client Sample ID:</b> SS04-A@4'	
<b>Lab Sample ID:</b> DA78596-5B	<b>Date Sampled:</b> 01/12/26
<b>Matrix:</b> SO - Soil	<b>Date Received:</b> 01/12/26
	<b>Percent Solids:</b> 95.4
<b>Project:</b> Dr Joe CC 06-09	

### Hot Water Soluble Boron Metals Analysis

Analyte	Result	RL	Units	DF	Prep	Analyzed By	Method	Prep Method
Boron	0.512	0.25	mg/l	1	01/13/26	01/14/26 BR	SW846 6010C <sup>1</sup>	HWS-B <sup>2</sup>

(1) Instrument QC Batch: MA20085

(2) Prep QC Batch: MP45479

---

RL = Reporting Limit

## Report of Analysis

<b>Client Sample ID:</b> SS04-A@4'		<b>Date Sampled:</b> 01/12/26
<b>Lab Sample ID:</b> DA78596-5C		<b>Date Received:</b> 01/12/26
<b>Matrix:</b> SO - Soil		<b>Percent Solids:</b> 95.4
<b>Project:</b> Dr Joe CC 06-09		

### Metals Analysis

Analyte	Result	RL	Units	DF	Prep	Analized By	Method	Prep Method
Arsenic	3.0	0.20	mg/kg	10	01/13/26	01/14/26 GS	SW846 6020B <sup>1</sup>	SW846 3050B <sup>2</sup>
Barium	60.3	2.0	mg/kg	10	01/13/26	01/14/26 GS	SW846 6020B <sup>1</sup>	SW846 3050B <sup>2</sup>
Cadmium	< 0.10	0.10	mg/kg	10	01/13/26	01/14/26 GS	SW846 6020B <sup>1</sup>	SW846 3050B <sup>2</sup>
Copper	2.9	2.0	mg/kg	10	01/13/26	01/14/26 GS	SW846 6020B <sup>1</sup>	SW846 3050B <sup>2</sup>
Lead	3.2	0.51	mg/kg	10	01/13/26	01/14/26 GS	SW846 6020B <sup>1</sup>	SW846 3050B <sup>2</sup>
Nickel	4.0	2.0	mg/kg	10	01/13/26	01/14/26 GS	SW846 6020B <sup>1</sup>	SW846 3050B <sup>2</sup>
Selenium	< 0.20	0.20	mg/kg	10	01/13/26	01/14/26 GS	SW846 6020B <sup>1</sup>	SW846 3050B <sup>2</sup>
Silver	< 0.10	0.10	mg/kg	10	01/13/26	01/14/26 GS	SW846 6020B <sup>1</sup>	SW846 3050B <sup>2</sup>
Zinc	13.7	10	mg/kg	10	01/13/26	01/14/26 GS	SW846 6020B <sup>1</sup>	SW846 3050B <sup>2</sup>

(1) Instrument QC Batch: MA20083

(2) Prep QC Batch: MP45490

RL = Reporting Limit

## Report of Analysis

<b>Client Sample ID:</b> SS04-A@4'		<b>Date Sampled:</b> 01/12/26
<b>Lab Sample ID:</b> DA78596-5C		<b>Date Received:</b> 01/12/26
<b>Matrix:</b> SO - Soil		<b>Percent Solids:</b> 95.4
<b>Project:</b> Dr Joe CC 06-09		

### General Chemistry

Analyte	Result	RL	Units	DF	Analyzed	By	Method
<b>pH-saturated paste method</b>							
pH	8.30		su	1	01/13/26 20:43	GC	WREP-125,4E-SATPASTE
<b>prep: DEPT.OF AG, BOOK N9</b>							
Specific Conductivity	2.9	0.0010	mmhos/cm	1	01/13/26 20:45	GC	SM 2510B-2011 MOD
Chromium, Hexavalent <sup>a</sup>	< 0.43	0.43	mg/kg	1	01/21/26 23:43	ANJ	SW846 3060A/7199

(a) Sample digested on 01/15/2026 Analysis performed at SGS Dayton, NJ.

RL = Reporting Limit

Misc. Forms

Custody Documents and Other Forms

Includes the following where applicable:

- Chain of Custody



**CHAIN OF CUSTODY**  
 SGS North America Inc. - Wheat Ridge  
 4036 Youngfield Street, Wheat Ridge, CO 80033  
 TEL: 303-425-6021  
 www.sgs.com/ehsusa

Bottle Order Control #	FED-EX Tracking #
SGS Quote #	SGS Job # <b>DA78596</b>
<b>Requested Analysis (see TEST CODE sheet)</b>	
Metals - 915	VOCs - 915
TPH - 915	PAHs - 915
pH, EC, SAR, Boron	TDS, Cl, SO4
Full Table 915-1	
Hold	
Matrix Codes DW - Drinking Water GW - Ground Water WW - Water SW - Surface Water SD - Soil SL - Sludge SED - Sediment OL - Oil LIQ - Other Liquid AIR - Air SOL - Other Solid WP - Waste FB - Field Blank EB - Equipment Blank RB - Rinse Blank D= dissolved metals PD=Potentially dissolved TR= Total recoverable <b>LAB USE ONLY</b>	

<b>Client / Reporting Information</b>		<b>Project Information</b>	
Company: <b>Tasman, Inc.</b>		Project Name: <b>Dr Joe CC 06-09</b>	
Street: <b>4725 Independence St.</b>		Check Box if Project Report to Division of Oil and Public Safety (OPS): <input type="checkbox"/>	
City, State ZIP: <b>Wheat Ridge, CO 80033</b>		Street:	
Project Contact: <b>Eric Vonde</b>		Billing Information (if different from Report to)	
Phone: <b>(303) 487-1228</b>		Company: <b>NOBLE</b>	
Email: tas-chevone-5@tasman-geo.com / fchevone2@chevron.com / evonde@tasman-geo.com / <b>lauren.hoff@chevron.com</b>		Street Address:	
Sampler(s) Name(s): <b>P. O'Brien</b>		Project #: <b>10015</b>	
Project Manager: <b>Eric Vonde</b>		City, State ZIP:	
Attention: <b>LAUREN HOFF</b>		Client Purchase Order #:	
Collection		Number of preserved Bottles	
Field ID / Point of Collection	Date	Time	Sampled by
<b>FS01-A08'</b>	<b>1/12/16</b>	<b>1345</b>	<b>PO</b>
<b>SS01-A04'</b>		<b>1349</b>	<b>SO</b>
<b>SS02-A04'</b>		<b>1351</b>	<b>3</b>
<b>SS03-A04'</b>		<b>1353</b>	
<b>SS04-A04'</b>		<b>1355</b>	

<b>Turnaround Time (Business days)</b>	<b>Data Deliverable Information</b>	<b>Comments / Special Instructions</b>
<input checked="" type="checkbox"/> 10 Business Days <input type="checkbox"/> 5 Business Days <input type="checkbox"/> 3 Business Days RUSH <input type="checkbox"/> 2 Business Days RUSH <input type="checkbox"/> 1 Business Day EMERGENCY	<input type="checkbox"/> Commercial "A" (Level 1, Results Only) <input type="checkbox"/> Commercial "B" (Level 2, Results + QC Summary) <input type="checkbox"/> COMMBN (Results/QC/Narrative) <input type="checkbox"/> COMMBN+ (Results/QC/Narrative (+ chromatograms)) <input type="checkbox"/> REDT2 (Results/QC Summary/partial raw data) <input type="checkbox"/> FULT1 <input checked="" type="checkbox"/> EDD Format, Tasman	<b>**Metals: specify metal(s), method, and type (D, PD, TR)</b>
Emergency & Rush T/A data available via Email or LabLink. RUSH TAT approval needed.		

<b>Sample Custody must be documented below each time samples change possession, including courier, Fed Ex, USP, USPS delivery.</b>			
Relinquished By/Affiliation: <b>1 POB</b>	Date/Time: <b>1/12/16 1430</b>	Received By/Affiliation: <b>1 Tasman Lab/Box</b>	Relinquished By/Affiliation: <b>2 SGS 11226</b>
Relinquished By/Affiliation: <b>3</b>	Date/Time:	Received By/Affiliation:	Relinquished By/Affiliation: <b>4</b>
Custody Seal #:	Intact <input checked="" type="checkbox"/> Not Intact <input type="checkbox"/> Absent <input type="checkbox"/>	Preserved where applicable <input checked="" type="checkbox"/>	Cooler Temp. °C (corrected): <b>37</b> Therm. ID: <b>126</b> On Ice <input checked="" type="checkbox"/>

FORM: EHS-A-QAC-0027-03-FORM-Wheat Ridge - COC; RV 2/20/2025

DA78596: Chain of Custody

Page 1 of 2



4.1  
4



MS Volatiles

QC Data Summaries

---

Includes the following where applicable:

- Method Blank Summaries
- Blank Spike Summaries
- Matrix Spike and Duplicate Summaries

## Method Blank Summary

**Job Number:** DA78596  
**Account:** CHEVTAS Chevron/Tasman  
**Project:** Dr Joe CC 06-09

Sample	File ID	DF	Analyzed	By	Prep Date	Prep Batch	Analytical Batch
V5V4632-MB	5V98311.D	1	01/13/26	MB	n/a	n/a	V5V4632

The QC reported here applies to the following samples:

Method: SW846 8260D

DA78596-1, DA78596-2, DA78596-3, DA78596-4, DA78596-5

CAS No.	Compound	Result	RL	Units	Q
71-43-2	Benzene	ND	1.0	ug/kg	
100-41-4	Ethylbenzene	ND	2.0	ug/kg	
108-88-3	Toluene	ND	2.0	ug/kg	
95-63-6	1,2,4-Trimethylbenzene	ND	2.0	ug/kg	
108-67-8	1,3,5-Trimethylbenzene	ND	2.0	ug/kg	
	m,p-Xylene	ND	2.0	ug/kg	
95-47-6	o-Xylene	ND	2.0	ug/kg	
1330-20-7	Xylene (total)	ND	2.0	ug/kg	
	TPH-GRO (C6-C10)	ND	200	ug/kg	

CAS No.	Surrogate Recoveries	Limits
1868-53-7	Dibromofluoromethane	120% 70-130%
2037-26-5	Toluene-D8	100% 70-130%
460-00-4	4-Bromofluorobenzene	111% 70-130%
17060-07-0	1,2-Dichloroethane-D4	112% 70-130%

# Blank Spike Summary

**Job Number:** DA78596  
**Account:** CHEVTAS Chevron/Tasman  
**Project:** Dr Joe CC 06-09

Sample	File ID	DF	Analyzed	By	Prep Date	Prep Batch	Analytical Batch
V5V4632-BS	5V98309.D	1	01/13/26	MB	n/a	n/a	V5V4632

The QC reported here applies to the following samples:

Method: SW846 8260D

DA78596-1, DA78596-2, DA78596-3, DA78596-4, DA78596-5

CAS No.	Compound	Spike ug/kg	BSP ug/kg	BSP %	Limits
71-43-2	Benzene	50	44.5	89	70-130
100-41-4	Ethylbenzene	50	48.3	97	70-130
108-88-3	Toluene	50	45.3	91	70-130
95-63-6	1,2,4-Trimethylbenzene	50	49.1	98	70-134
108-67-8	1,3,5-Trimethylbenzene	50	49.6	99	70-134
	m,p-Xylene	100	95.7	96	70-130
95-47-6	o-Xylene	50	49.2	98	70-136
1330-20-7	Xylene (total)	150	145	97	70-131

CAS No.	Surrogate Recoveries	BSP	Limits
1868-53-7	Dibromofluoromethane	113%	70-130%
2037-26-5	Toluene-D8	102%	70-130%
460-00-4	4-Bromofluorobenzene	109%	70-130%
17060-07-0	1,2-Dichloroethane-D4	103%	70-130%

\* = Outside of Control Limits.

# Blank Spike Summary

**Job Number:** DA78596  
**Account:** CHEVTAS Chevron/Tasman  
**Project:** Dr Joe CC 06-09

Sample	File ID	DF	Analyzed	By	Prep Date	Prep Batch	Analytical Batch
V5V4632-BS	5V98310.D	1	01/13/26	MB	n/a	n/a	V5V4632

The QC reported here applies to the following samples:

Method: SW846 8260D

DA78596-1, DA78596-2, DA78596-3, DA78596-4, DA78596-5

CAS No.	Compound	Spike ug/kg	BSP ug/kg	BSP %	Limits
	TPH-GRO (C6-C10)	2000	2680	134	64-144

\* = Outside of Control Limits.

# Matrix Spike/Matrix Spike Duplicate Summary

**Job Number:** DA78596  
**Account:** CHEVTAS Chevron/Tasman  
**Project:** Dr Joe CC 06-09

Sample	File ID	DF	Analyzed	By	Prep Date	Prep Batch	Analytical Batch
DA78594-10MS	5V98316.D	1	01/14/26	MB	n/a	n/a	V5V4632
DA78594-10MSD	5V98317.D	1	01/14/26	MB	n/a	n/a	V5V4632
DA78594-10	5V98313.D	1	01/14/26	MB	n/a	n/a	V5V4632

The QC reported here applies to the following samples:

Method: SW846 8260D

DA78596-1, DA78596-2, DA78596-3, DA78596-4, DA78596-5

CAS No.	Compound	DA78594-10 Spike ug/kg	MS ug/kg	MS %	Spike ug/kg	MSD ug/kg	MSD %	RPD	Limits Rec/RPD	
	TPH-GRO (C6-C10)	< 210	2020	2580	128	2020	2550	126	1	18-158/83

CAS No.	Surrogate Recoveries	MS	MSD	DA78594-10 Limits
1868-53-7	Dibromofluoromethane	117%	118%	116% 70-130%
2037-26-5	Toluene-D8	97%	100%	101% 70-130%
460-00-4	4-Bromofluorobenzene	114%	103%	112% 70-130%
17060-07-0	1,2-Dichloroethane-D4	104%	110%	106% 70-130%

\* = Outside of Control Limits.

5.3.1  
5

MS Semi-volatiles

QC Data Summaries

Includes the following where applicable:

- Method Blank Summaries
- Blank Spike Summaries
- Matrix Spike and Duplicate Summaries

## Method Blank Summary

**Job Number:** DA78596  
**Account:** CHEVTAS Chevron/Tasman  
**Project:** Dr Joe CC 06-09

Sample	File ID	DF	Analyzed	By	Prep Date	Prep Batch	Analytical Batch
OP29776-MB	7G008180.D	1	01/14/26	ZL	01/13/26	OP29776	E7G303

The QC reported here applies to the following samples:

Method: SW846 8270E

DA78596-1, DA78596-2

CAS No.	Compound	Result	RL	Units	Q
83-32-9	Acenaphthene	ND	4.0	ug/kg	
120-12-7	Anthracene	ND	4.0	ug/kg	
56-55-3	Benzo(a)anthracene	ND	5.0	ug/kg	
205-99-2	Benzo(b)fluoranthene	ND	4.0	ug/kg	
207-08-9	Benzo(k)fluoranthene	ND	4.0	ug/kg	
50-32-8	Benzo(a)pyrene	ND	4.0	ug/kg	
218-01-9	Chrysene	ND	4.0	ug/kg	
53-70-3	Dibenzo(a,h)anthracene	ND	4.0	ug/kg	
206-44-0	Fluoranthene	ND	4.0	ug/kg	
86-73-7	Fluorene	ND	4.0	ug/kg	
193-39-5	Indeno(1,2,3-cd)pyrene	ND	4.0	ug/kg	
90-12-0	1-Methylnaphthalene	ND	4.0	ug/kg	
91-57-6	2-Methylnaphthalene	ND	4.0	ug/kg	
91-20-3	Naphthalene	ND	2.0	ug/kg	
129-00-0	Pyrene	ND	4.0	ug/kg	

CAS No.	Surrogate Recoveries	Limits	
321-60-8	2-Fluorobiphenyl	95%	22-138%
4165-60-0	Nitrobenzene-d5	114%	32-143%
1718-51-0	Terphenyl-d14	87%	48-149%

## Method Blank Summary

**Job Number:** DA78596  
**Account:** CHEVTAS Chevron/Tasman  
**Project:** Dr Joe CC 06-09

Sample	File ID	DF	Analyzed	By	Prep Date	Prep Batch	Analytical Batch
OP29777-MB	7G008209.D	1	01/15/26	ZL	01/13/26	OP29777	E7G304

The QC reported here applies to the following samples:

Method: SW846 8270E

DA78596-3, DA78596-4, DA78596-5

CAS No.	Compound	Result	RL	Units	Q
83-32-9	Acenaphthene	ND	4.0	ug/kg	
120-12-7	Anthracene	ND	4.0	ug/kg	
56-55-3	Benzo(a)anthracene	ND	5.0	ug/kg	
205-99-2	Benzo(b)fluoranthene	ND	4.0	ug/kg	
207-08-9	Benzo(k)fluoranthene	ND	4.0	ug/kg	
50-32-8	Benzo(a)pyrene	ND	4.0	ug/kg	
218-01-9	Chrysene	ND	4.0	ug/kg	
53-70-3	Dibenzo(a,h)anthracene	ND	4.0	ug/kg	
206-44-0	Fluoranthene	ND	4.0	ug/kg	
86-73-7	Fluorene	ND	4.0	ug/kg	
193-39-5	Indeno(1,2,3-cd)pyrene	ND	4.0	ug/kg	
90-12-0	1-Methylnaphthalene	ND	4.0	ug/kg	
91-57-6	2-Methylnaphthalene	ND	4.0	ug/kg	
91-20-3	Naphthalene	ND	2.0	ug/kg	
129-00-0	Pyrene	ND	4.0	ug/kg	

CAS No.	Surrogate Recoveries	Limits	
321-60-8	2-Fluorobiphenyl	90%	22-138%
4165-60-0	Nitrobenzene-d5	95%	32-143%
1718-51-0	Terphenyl-d14	82%	48-149%

# Blank Spike Summary

**Job Number:** DA78596  
**Account:** CHEVTAS Chevron/Tasman  
**Project:** Dr Joe CC 06-09

Sample	File ID	DF	Analyzed	By	Prep Date	Prep Batch	Analytical Batch
OP29776-BS	7G008181.D	1	01/14/26	ZL	01/13/26	OP29776	E7G303

The QC reported here applies to the following samples:

Method: SW846 8270E

DA78596-1, DA78596-2

CAS No.	Compound	Spike ug/kg	BSP ug/kg	BSP %	Limits
83-32-9	Acenaphthene	200	160	80	46-152
120-12-7	Anthracene	200	200	100	65-147
56-55-3	Benzo(a)anthracene	200	194	97	64-144
205-99-2	Benzo(b)fluoranthene	200	189	95	70-154
207-08-9	Benzo(k)fluoranthene	200	188	94	70-158
50-32-8	Benzo(a)pyrene	200	193	97	64-159
218-01-9	Chrysene	200	198	99	70-156
53-70-3	Dibenzo(a,h)anthracene	200	198	99	63-156
206-44-0	Fluoranthene	200	208	104	62-155
86-73-7	Fluorene	200	177	89	55-151
193-39-5	Indeno(1,2,3-cd)pyrene	200	202	101	67-156
90-12-0	1-Methylnaphthalene	200	127	64	21-168
91-57-6	2-Methylnaphthalene	200	130	65	18-161
91-20-3	Naphthalene	200	124	62	2-173
129-00-0	Pyrene	200	188	94	61-158

CAS No.	Surrogate Recoveries	BSP	Limits
321-60-8	2-Fluorobiphenyl	104%	22-138%
4165-60-0	Nitrobenzene-d5	114%	32-143%
1718-51-0	Terphenyl-d14	88%	48-149%

\* = Outside of Control Limits.

# Blank Spike Summary

**Job Number:** DA78596  
**Account:** CHEVTAS Chevron/Tasman  
**Project:** Dr Joe CC 06-09

Sample	File ID	DF	Analyzed	By	Prep Date	Prep Batch	Analytical Batch
OP29777-BS	7G008210.D	1	01/15/26	ZL	01/13/26	OP29777	E7G304

The QC reported here applies to the following samples:

Method: SW846 8270E

DA78596-3, DA78596-4, DA78596-5

CAS No.	Compound	Spike ug/kg	BSP ug/kg	BSP %	Limits
83-32-9	Acenaphthene	200	160	80	46-152
120-12-7	Anthracene	200	203	102	65-147
56-55-3	Benzo(a)anthracene	200	192	96	64-144
205-99-2	Benzo(b)fluoranthene	200	190	95	70-154
207-08-9	Benzo(k)fluoranthene	200	188	94	70-158
50-32-8	Benzo(a)pyrene	200	191	96	64-159
218-01-9	Chrysene	200	193	97	70-156
53-70-3	Dibenzo(a,h)anthracene	200	202	101	63-156
206-44-0	Fluoranthene	200	248	124	62-155
86-73-7	Fluorene	200	175	88	55-151
193-39-5	Indeno(1,2,3-cd)pyrene	200	200	100	67-156
90-12-0	1-Methylnaphthalene	200	152	76	21-168
91-57-6	2-Methylnaphthalene	200	152	76	18-161
91-20-3	Naphthalene	200	125	63	2-173
129-00-0	Pyrene	200	187	94	61-158

CAS No.	Surrogate Recoveries	BSP	Limits
321-60-8	2-Fluorobiphenyl	88%	22-138%
4165-60-0	Nitrobenzene-d5	131%	32-143%
1718-51-0	Terphenyl-d14	82%	48-149%

\* = Outside of Control Limits.

# Matrix Spike/Matrix Spike Duplicate Summary

**Job Number:** DA78596  
**Account:** CHEVTAS Chevron/Tasman  
**Project:** Dr Joe CC 06-09

Sample	File ID	DF	Analyzed	By	Prep Date	Prep Batch	Analytical Batch
OP29776-MS	7G008182.D	1	01/14/26	ZL	01/13/26	OP29776	E7G303
OP29776-MSD	7G008183.D	1	01/14/26	ZL	01/13/26	OP29776	E7G303
DA78594-1	7G008184.D	1	01/14/26	ZL	01/13/26	OP29776	E7G303

The QC reported here applies to the following samples:

Method: SW846 8270E

DA78596-1, DA78596-2

CAS No.	Compound	DA78594-1 ug/kg	Spike Q ug/kg	MS ug/kg	MS %	Spike ug/kg	MSD ug/kg	MSD %	RPD	Limits Rec/RPD
83-32-9	Acenaphthene	< 4.2	218	173	79	210	154	73	12	30-148/32
120-12-7	Anthracene	< 4.2	218	211	97	210	199	95	6	40-148/33
56-55-3	Benzo(a)anthracene	< 5.2	218	199	91	210	186	89	7	44-144/32
205-99-2	Benzo(b)fluoranthene	< 4.2	218	186	85	210	176	84	6	36-166/43
207-08-9	Benzo(k)fluoranthene	< 4.2	218	187	86	210	183	87	2	43-165/41
50-32-8	Benzo(a)pyrene	2.5	218	191	86	210	181	85	5	41-161/37
218-01-9	Chrysene	< 4.2	218	200	92	210	189	90	6	52-152/32
53-70-3	Dibenzo(a,h)anthracene	< 4.2	218	197	90	210	193	92	2	42-155/36
206-44-0	Fluoranthene	2.3	218	267	121	210	214	101	22	40-151/34
86-73-7	Fluorene	< 4.2	218	211	97	210	155	74	31	34-149/34
193-39-5	Indeno(1,2,3-cd)pyrene	< 4.2	218	191	88	210	187	89	2	41-156/37
90-12-0	1-Methylnaphthalene	< 4.2	218	145	66	210	140	67	4	23-149/36
91-57-6	2-Methylnaphthalene	< 4.2	218	150	69	210	141	67	6	18-144/35
91-20-3	Naphthalene	< 2.1	218	145	66	210	140	67	4	18-150/32
129-00-0	Pyrene	2.7	218	188	85	210	173	81	8	38-156/33

CAS No.	Surrogate Recoveries	MS	MSD	DA78594-1	Limits
321-60-8	2-Fluorobiphenyl	96%	86%	77%	22-138%
4165-60-0	Nitrobenzene-d5	99%	109%	100%	32-143%
1718-51-0	Terphenyl-d14	63%	67%	60%	48-149%

\* = Outside of Control Limits.

# Matrix Spike/Matrix Spike Duplicate Summary

**Job Number:** DA78596  
**Account:** CHEVTAS Chevron/Tasman  
**Project:** Dr Joe CC 06-09

Sample	File ID	DF	Analyzed	By	Prep Date	Prep Batch	Analytical Batch
OP29777-MS	7G008211.D	1	01/15/26	ZL	01/13/26	OP29777	E7G304
OP29777-MSD	7G008212.D	1	01/15/26	ZL	01/13/26	OP29777	E7G304

The QC reported here applies to the following samples:

Method: SW846 8270E

DA78596-3, DA78596-4, DA78596-5

CAS No.	Compound	ug/kg	Q	Spike ug/kg	MS ug/kg	MS %	Spike ug/kg	MSD ug/kg	MSD %	RPD	Limits Rec/RPD
83-32-9	Acenaphthene			215	153	71	215	156	73	2	30-148/32
120-12-7	Anthracene			215	199	92	215	196	91	2	40-148/33
56-55-3	Benzo(a)anthracene			215	182	85	215	173	80	5	44-144/32
205-99-2	Benzo(b)fluoranthene			215	172	80	215	157	73	9	36-166/43
207-08-9	Benzo(k)fluoranthene			215	182	85	215	165	77	10	43-165/41
50-32-8	Benzo(a)pyrene			215	181	84	215	165	77	9	41-161/37
218-01-9	Chrysene			215	193	90	215	173	80	11	52-152/32
53-70-3	Dibenzo(a,h)anthracene			215	198	92	215	177	82	11	42-155/36
206-44-0	Fluoranthene			215	202	94	215	199	92	1	40-151/34
86-73-7	Fluorene			215	177	82	215	177	82	0	34-149/34
193-39-5	Indeno(1,2,3-cd)pyrene			215	186	86	215	169	79	10	41-156/37
90-12-0	1-Methylnaphthalene			215	127	59	215	129	60	2	23-149/36
91-57-6	2-Methylnaphthalene			215	125	58	215	129	60	3	18-144/35
91-20-3	Naphthalene			215	113	53	215	122	57	8	18-150/32
129-00-0	Pyrene			215	180	84	215	161	75	11	38-156/33

CAS No.	Surrogate Recoveries	MS	MSD	Limits
321-60-8	2-Fluorobiphenyl	74%	89%	22-138%
4165-60-0	Nitrobenzene-d5	129%	103%	32-143%
1718-51-0	Terphenyl-d14	62%	68%	48-149%

\* = Outside of Control Limits.

## GC/LC Semi-volatiles

---

### QC Data Summaries

---

Includes the following where applicable:

- Method Blank Summaries
- Blank Spike Summaries
- Matrix Spike and Duplicate Summaries

## Method Blank Summary

**Job Number:** DA78596  
**Account:** CHEVTAS Chevron/Tasman  
**Project:** Dr Joe CC 06-09

Sample	File ID	DF	Analyzed	By	Prep Date	Prep Batch	Analytical Batch
OP29782-MB	FN99407.D	1	01/15/26	JB	01/13/26	OP29782	GFN603

The QC reported here applies to the following samples:

Method: SW846-8015C

DA78596-1, DA78596-2, DA78596-3, DA78596-4, DA78596-5

CAS No.	Compound	Result	RL	Units	Q
	TPH-DRO (C10-C28)	ND	4.0	mg/kg	
	TPH-ORO (> C28-C36)	ND	6.0	mg/kg	

CAS No.	Surrogate Recoveries	Limits
84-15-1	o-Terphenyl	100% 44-149%

7.1.1  
7

# Blank Spike Summary

**Job Number:** DA78596  
**Account:** CHEVTAS Chevron/Tasman  
**Project:** Dr Joe CC 06-09

Sample	File ID	DF	Analyzed	By	Prep Date	Prep Batch	Analytical Batch
OP29782-BS1	FN99408.D	1	01/15/26	JB	01/13/26	OP29782	GFN603

The QC reported here applies to the following samples:

Method: SW846-8015C

DA78596-1, DA78596-2, DA78596-3, DA78596-4, DA78596-5

CAS No.	Compound	Spike mg/kg	BSP mg/kg	BSP %	Limits
	TPH-DRO (C10-C28)	200	206	103	66-130

CAS No.	Surrogate Recoveries	BSP	Limits
84-15-1	o-Terphenyl	110%	44-149%

\* = Outside of Control Limits.

# Blank Spike Summary

**Job Number:** DA78596  
**Account:** CHEVTAS Chevron/Tasman  
**Project:** Dr Joe CC 06-09

Sample	File ID	DF	Analyzed	By	Prep Date	Prep Batch	Analytical Batch
OP29782-BS2	FN99409.D	1	01/15/26	JB	01/13/26	OP29782	GFN603

The QC reported here applies to the following samples:

Method: SW846-8015C

DA78596-1, DA78596-2, DA78596-3, DA78596-4, DA78596-5

CAS No.	Compound	Spike mg/kg	BSP mg/kg	BSP %	Limits
	TPH-ORO (> C28-C36)	200	240	120	49-160

CAS No.	Surrogate Recoveries	BSP	Limits
84-15-1	o-Terphenyl	99%	44-149%

\* = Outside of Control Limits.

# Matrix Spike/Matrix Spike Duplicate Summary

**Job Number:** DA78596  
**Account:** CHEVTAS Chevron/Tasman  
**Project:** Dr Joe CC 06-09

Sample	File ID	DF	Analyzed	By	Prep Date	Prep Batch	Analytical Batch
OP29782-MS1	FN99410.D	1	01/15/26	JB	01/13/26	OP29782	GFN603
OP29782-MSD1	FN99411.D	1	01/15/26	JB	01/13/26	OP29782	GFN603
DA78594-4	FN99414.D	1	01/15/26	JB	01/13/26	OP29782	GFN603

The QC reported here applies to the following samples:

Method: SW846-8015C

DA78596-1, DA78596-2, DA78596-3, DA78596-4, DA78596-5

CAS No.	Compound	DA78594-4 mg/kg	Spike Q mg/kg	MS mg/kg	MS %	Spike mg/kg	MSD mg/kg	MSD %	RPD	Limits Rec/RPD
	TPH-DRO (C10-C28)	< 4.1	201	199	99	197	190	96	5	34-156/36

CAS No.	Surrogate Recoveries	MS	MSD	DA78594-4	Limits
84-15-1	o-Terphenyl	119%	107%	95%	44-149%

\* = Outside of Control Limits.

7.3.1  
7

## Metals Analysis

---

### QC Data Summaries

---

Includes the following where applicable:

- Method Blank Summaries
- Matrix Spike and Duplicate Summaries
- Blank Spike and Lab Control Sample Summaries
- Serial Dilution Summaries

BLANK RESULTS SUMMARY  
Part 2 - Method Blanks

Login Number: DA78596  
Account: CHEVTAS - Chevron/Tasman  
Project: Dr Joe CC 06-09

QC Batch ID: MP45479  
Matrix Type: AQUEOUS

Methods: SW846 6010C  
Units: ug/l

Prep Date: 01/13/26

Metal	RL	IDL	MDL	MB raw	final
Aluminum	500	9.9	75		
Antimony	150	30	34		
Arsenic	130	11	23		
Barium	50	.95	6.5		
Beryllium	50	.5	6.5		
Boron	250	6.3	32	51.0	<250
Cadmium	50	1.1	6.5		
Calcium	2000	28	250		
Chromium	50	3.4	6.5		
Cobalt	25	4.1	3.2		
Copper	50	2.5	6.5		
Iron	350	9.3	60		
Lead	250	21	32		
Lithium	25	10	6.5		
Magnesium	1000	35	130		
Manganese	25	.85	3.2		
Molybdenum	50	13	14		
Nickel	150	5.7	19		
Phosphorus	500	58	80		
Potassium	5000	180	630		
Selenium	250	46	110		
Silicon	1000	210	750		
Silver	150	2.8	19		
Sodium	2000	43	250		
Strontium	25	.5	3.2		
Thallium	50	30	22		
Tin	300	17	260		
Titanium	50	2.2	6.5		
Uranium	250	57	43		
Vanadium	50	5.2	6.5		
Zinc	150	3.4	19		

Associated samples MP45479: DA78596-5B

Results < IDL are shown as zero for calculation purposes  
(\* ) Outside of QC limits

BLANK RESULTS SUMMARY  
Part 2 - Method Blanks

Login Number: DA78596  
Account: CHEVTAS - Chevron/Tasman  
Project: Dr Joe CC 06-09


QC Batch ID: MP45479  
Matrix Type: AQUEOUS

Methods: SW846 6010C  
Units: ug/l

Prep Date: 01/13/26

Metal	RL	IDL	MDL	MB raw	final
-------	----	-----	-----	-----------	-------

(anr) Analyte not requested



8.1.1  
8

MATRIX SPIKE AND DUPLICATE RESULTS SUMMARY

Login Number: DA78596  
 Account: CHEVTAS - Chevron/Tasman  
 Project: Dr Joe CC 06-09

QC Batch ID: MP45479  
 Matrix Type: AQUEOUS

Methods: SW846 6010C  
 Units: ug/l

Prep Date: 01/13/26 01/13/26

Metal	DA78596-5B Original	DUP	RPD	QC Limits	DA78596-5B Original MS	Spikelot ICPAL6	% Rec	QC Limits
Aluminum								
Antimony								
Arsenic								
Barium								
Beryllium								
Boron	512	469	8.8	0-20	512	12100	10000	115.9 75-125
Cadmium								
Calcium								
Chromium								
Cobalt								
Copper								
Iron								
Lead								
Lithium								
Magnesium								
Manganese								
Molybdenum								
Nickel								
Phosphorus								
Potassium								
Selenium								
Silicon								
Silver								
Sodium								
Strontium								
Thallium								
Tin								
Titanium								
Uranium								
Vanadium								
Zinc								

Associated samples MP45479: DA78596-5B

Results < IDL are shown as zero for calculation purposes  
 (\*) Outside of QC limits

8.12  
8

MATRIX SPIKE AND DUPLICATE RESULTS SUMMARY

Login Number: DA78596  
 Account: CHEVTAS - Chevron/Tasman  
 Project: Dr Joe CC 06-09


QC Batch ID: MP45479  
 Matrix Type: AQUEOUS

Methods: SW846 6010C  
 Units: ug/l

Prep Date: 01/13/26 01/13/26

Metal	DA78596-5B Original DUP	RPD	QC Limits	DA78596-5B Original MS	Spikelot ICPALL6	% Rec	QC Limits
-------	----------------------------	-----	--------------	---------------------------	---------------------	-------	--------------

(N) Matrix Spike Rec. outside of QC limits  
 (anr) Analyte not requested



8.1.2  
8

SPIKE BLANK AND LAB CONTROL SAMPLE SUMMARY

Login Number: DA78596  
 Account: CHEVTAS - Chevron/Tasman  
 Project: Dr Joe CC 06-09

QC Batch ID: MP45479  
 Matrix Type: AQUEOUS

Methods: SW846 6010C  
 Units: ug/l

Prep Date: 01/13/26

Metal	BSP Result	Spikelot ICPALL6	% Rec	QC Limits
Aluminum				
Antimony				
Arsenic				
Barium				
Beryllium				
Boron	10100	10000	101.0	80-120
Cadmium				
Calcium				
Chromium				
Cobalt				
Copper				
Iron				
Lead				
Lithium				
Magnesium				
Manganese				
Molybdenum				
Nickel				
Phosphorus				
Potassium				
Selenium				
Silicon				
Silver				
Sodium				
Strontium				
Thallium				
Tin				
Titanium				
Uranium				
Vanadium				
Zinc				

Associated samples MP45479: DA78596-5B

Results < IDL are shown as zero for calculation purposes  
 (\*) Outside of QC limits

8.1.3  
8

SPIKE BLANK AND LAB CONTROL SAMPLE SUMMARY

Login Number: DA78596  
Account: CHEVTAS - Chevron/Tasman  
Project: Dr Joe CC 06-09


QC Batch ID: MP45479  
Matrix Type: AQUEOUS

Methods: SW846 6010C  
Units: ug/l

Prep Date: 01/13/26

Metal	BSP Result	Spikelot ICPALL6	% Rec	QC Limits
-------	---------------	---------------------	-------	--------------

(anr) Analyte not requested



8.1.3

8

SERIAL DILUTION RESULTS SUMMARY

Login Number: DA78596  
 Account: CHEVTAS - Chevron/Tasman  
 Project: Dr Joe CC 06-09

QC Batch ID: MP45479  
 Matrix Type: AQUEOUS

Methods: SW846 6010C  
 Units: ug/l

Prep Date: 01/13/26

Metal	DA78596-5B Original SDL 1:5	%DIF	QC Limits
Aluminum			
Antimony			
Arsenic			
Barium			
Beryllium			
Boron	102	153	49.4*(a) 0-10
Cadmium			
Calcium			
Chromium			
Cobalt			
Copper			
Iron			
Lead			
Lithium			
Magnesium			
Manganese			
Molybdenum			
Nickel			
Phosphorus			
Potassium			
Selenium			
Silicon			
Silver			
Sodium			
Strontium			
Thallium			
Tin			
Titanium			
Uranium			
Vanadium			
Zinc			

Associated samples MP45479: DA78596-5B

Results < IDL are shown as zero for calculation purposes  
 (\*) Outside of QC limits

8.1.4  
8

SERIAL DILUTION RESULTS SUMMARY

Login Number: DA78596  
Account: CHEVTAS - Chevron/Tasman  
Project: Dr Joe CC 06-09

QC Batch ID: MP45479  
Matrix Type: AQUEOUS

Methods: SW846 6010C  
Units: ug/l

Prep Date: 01/13/26

Metal	DA78596-5B	QC
	Original SDL 1:5 %DIF	Limits

(anr) Analyte not requested

(a) RPD acceptable due to low duplicate and sample concentrations.

8.1.4

8

BLANK RESULTS SUMMARY  
Part 2 - Method Blanks

Login Number: DA78596  
Account: CHEVTAS - Chevron/Tasman  
Project: Dr Joe CC 06-09

QC Batch ID: MP45480  
Matrix Type: AQUEOUS

Methods: SW846 6010C  
Units: ug/l

Prep Date: 01/13/26

Metal	RL	IDL	MDL	MB raw	final
Aluminum	500	9.9	75		
Antimony	150	30	34		
Arsenic	130	11	23		
Barium	50	.95	6.5		
Beryllium	50	.5	6.5		
Boron	250	6.3	32	105	<250
Cadmium	50	1.1	6.5		
Calcium	2000	28	250		
Chromium	50	3.4	6.5		
Cobalt	25	4.1	3.2		
Copper	50	2.5	6.5		
Iron	350	9.3	60		
Lead	250	21	32		
Lithium	25	10	6.5		
Magnesium	1000	35	130		
Manganese	25	.85	3.2		
Molybdenum	50	13	14		
Nickel	150	5.7	19		
Phosphorus	500	58	80		
Potassium	5000	180	630		
Selenium	250	46	110		
Silicon	1000	210	750		
Silver	150	2.8	19		
Sodium	2000	43	250		
Strontium	25	.5	3.2		
Thallium	50	30	22		
Tin	300	17	260		
Titanium	50	2.2	6.5		
Uranium	250	57	43		
Vanadium	50	5.2	6.5		
Zinc	150	3.4	19		

Associated samples MP45480: DA78596-1B, DA78596-2B, DA78596-3B, DA78596-4B

Results < IDL are shown as zero for calculation purposes  
(\* ) Outside of QC limits

BLANK RESULTS SUMMARY  
Part 2 - Method Blanks

Login Number: DA78596  
Account: CHEVTAS - Chevron/Tasman  
Project: Dr Joe CC 06-09


QC Batch ID: MP45480  
Matrix Type: AQUEOUS

Methods: SW846 6010C  
Units: ug/l

Prep Date: 01/13/26

Metal	RL	IDL	MDL	MB raw	final
-------	----	-----	-----	-----------	-------

(anr) Analyte not requested



MATRIX SPIKE AND DUPLICATE RESULTS SUMMARY

Login Number: DA78596  
 Account: CHEVTAS - Chevron/Tasman  
 Project: Dr Joe CC 06-09

QC Batch ID: MP45480  
 Matrix Type: AQUEOUS

Methods: SW846 6010C  
 Units: ug/l

Prep Date: 01/13/26 01/13/26

Metal	DA78594-22B Original	DUP	RPD	QC Limits	DA78594-22B Original MS	Spikelot ICPAL6	% Rec	QC Limits
Aluminum								
Antimony								
Arsenic								
Barium								
Beryllium								
Boron	150	365	83.5 (a)	0-20	150	11500	10000	113.5 75-125
Cadmium								
Calcium								
Chromium								
Cobalt								
Copper								
Iron								
Lead								
Lithium								
Magnesium								
Manganese								
Molybdenum								
Nickel								
Phosphorus								
Potassium								
Selenium								
Silicon								
Silver								
Sodium								
Strontium								
Thallium								
Tin								
Titanium								
Uranium								
Vanadium								
Zinc								

Associated samples MP45480: DA78596-1B, DA78596-2B, DA78596-3B, DA78596-4B

Results < IDL are shown as zero for calculation purposes  
 (\*) Outside of QC limits

8.2.2  
8

MATRIX SPIKE AND DUPLICATE RESULTS SUMMARY

Login Number: DA78596  
 Account: CHEVTAS - Chevron/Tasman  
 Project: Dr Joe CC 06-09

QC Batch ID: MP45480  
 Matrix Type: AQUEOUS

Methods: SW846 6010C  
 Units: ug/l

Prep Date: 01/13/26 01/13/26

Metal	DA78594-22B Original DUP	RPD	QC Limits	DA78594-22B Original MS	Spikelot ICPALL6	% Rec	QC Limits
-------	-----------------------------	-----	--------------	----------------------------	---------------------	-------	--------------

(N) Matrix Spike Rec. outside of QC limits  
 (anr) Analyte not requested  
 (a) RPD acceptable due to low duplicate and sample concentrations.

8.2.2  
8

SPIKE BLANK AND LAB CONTROL SAMPLE SUMMARY

Login Number: DA78596  
 Account: CHEVTAS - Chevron/Tasman  
 Project: Dr Joe CC 06-09

QC Batch ID: MP45480  
 Matrix Type: AQUEOUS

Methods: SW846 6010C  
 Units: ug/l

Prep Date: 01/13/26

Metal	BSP Result	Spikelot ICPALL6	% Rec	QC Limits
Aluminum				
Antimony				
Arsenic				
Barium				
Beryllium				
Boron	10400	10000	104.0	80-120
Cadmium				
Calcium				
Chromium				
Cobalt				
Copper				
Iron				
Lead				
Lithium				
Magnesium				
Manganese				
Molybdenum				
Nickel				
Phosphorus				
Potassium				
Selenium				
Silicon				
Silver				
Sodium				
Strontium				
Thallium				
Tin				
Titanium				
Uranium				
Vanadium				
Zinc				

Associated samples MP45480: DA78596-1B, DA78596-2B, DA78596-3B, DA78596-4B

Results < IDL are shown as zero for calculation purposes  
 (\*) Outside of QC limits

8.2.3  
8

SPIKE BLANK AND LAB CONTROL SAMPLE SUMMARY

Login Number: DA78596  
Account: CHEVTAS - Chevron/Tasman  
Project: Dr Joe CC 06-09


QC Batch ID: MP45480  
Matrix Type: AQUEOUS

Methods: SW846 6010C  
Units: ug/l

Prep Date: 01/13/26

Metal	BSP Result	Spikelot ICPALL6	% Rec	QC Limits
-------	---------------	---------------------	-------	--------------

(anr) Analyte not requested



8.2.3  
8

SERIAL DILUTION RESULTS SUMMARY

Login Number: DA78596  
 Account: CHEVTAS - Chevron/Tasman  
 Project: Dr Joe CC 06-09

QC Batch ID: MP45480  
 Matrix Type: AQUEOUS

Methods: SW846 6010C  
 Units: ug/l

Prep Date: 01/13/26

Metal	DA78594-22B Original SDL 1:5	%DIF	QC Limits
-------	---------------------------------	------	--------------

Aluminum			
Antimony			
Arsenic			
Barium			
Beryllium			
Boron	29.9	70.3	135.1(a) 0-10
Cadmium			
Calcium			
Chromium			
Cobalt			
Copper			
Iron			
Lead			
Lithium			
Magnesium			
Manganese			
Molybdenum			
Nickel			
Phosphorus			
Potassium			
Selenium			
Silicon			
Silver			
Sodium			
Strontium			
Thallium			
Tin			
Titanium			
Uranium			
Vanadium			
Zinc			

Associated samples MP45480: DA78596-1B, DA78596-2B, DA78596-3B, DA78596-4B

Results < IDL are shown as zero for calculation purposes  
 (\*) Outside of QC limits

8.2.4  
8

SERIAL DILUTION RESULTS SUMMARY

Login Number: DA78596  
Account: CHEVTAS - Chevron/Tasman  
Project: Dr Joe CC 06-09

QC Batch ID: MP45480  
Matrix Type: AQUEOUS

Methods: SW846 6010C  
Units: ug/l

Prep Date: 01/13/26

Metal	DA78594-22B	QC
	Original SDL 1:5 %DIF	Limits

(anr) Analyte not requested

(a) Percent difference acceptable due to low initial sample concentration (< 50 times IDL).

8.2.4

8

BLANK RESULTS SUMMARY  
Part 2 - Method Blanks

Login Number: DA78596  
Account: CHEVTAS - Chevron/Tasman  
Project: Dr Joe CC 06-09

QC Batch ID: MP45490  
Matrix Type: SOLID

Methods: SW846 6020B  
Units: mg/kg

Prep Date: 01/13/26

Metal	RL	IDL	MDL	MB raw	final
Aluminum	50	.52	5		
Antimony	0.40	.01	.05		
Arsenic	0.20	.05	.05	0.039	<0.20
Barium	2.0	.096	.24	0.054	<2.0
Beryllium	0.20	.077	.04		
Boron	40	18	10		
Cadmium	0.10	.03	.04	-0.00090	<0.10
Calcium	400	25	30		
Chromium	2.0	.087	.6		
Cobalt	0.20	.04	.025		
Copper	2.0	.05	.25	0.025	<2.0
Iron	20	1.6	15		
Lead	0.50	.094	.2	-0.0051	<0.50
Magnesium	100	10	10		
Manganese	1.0	.079	.2		
Molybdenum	1.0	.037	.27		
Nickel	2.0	.098	.2	0.042	<2.0
Phosphorus	60	7.6	25		
Potassium	200	2	25		
Selenium	0.20	.05	.05	0.017	<0.20
Silver	0.10	.0081	.03	0.00039	<0.10
Sodium	500	10	30		
Strontium	20	.1	1		
Thallium	0.20	.032	.04		
Tin	10	.22	4		
Titanium	2.0	.05	.3		
Uranium	0.20	.015	.1		
Vanadium	1.0	.14	.2		
Zinc	10	.05	1	0.041	<10

Associated samples MP45490: DA78596-5C

Results < IDL are shown as zero for calculation purposes  
(\* ) Outside of QC limits  
(anr) Analyte not requested

8.3.1  
8

MATRIX SPIKE AND DUPLICATE RESULTS SUMMARY

Login Number: DA78596  
 Account: CHEVTAS - Chevron/Tasman  
 Project: Dr Joe CC 06-09

QC Batch ID: MP45490  
 Matrix Type: SOLID

Methods: SW846 6020B  
 Units: mg/kg

Prep Date: 01/13/26

Metal	DA78596-5C Original MS		SpikeLot ICPMS6	% Rec	QC Limits
Aluminum					
Antimony					
Arsenic	3.0	92.0	91.9	96.8	75-125
Barium	60.3	256	184	106.4	75-125
Beryllium					
Boron					
Cadmium	0.064	47.0	46	102.1	75-125
Calcium					
Chromium					
Cobalt					
Copper	2.9	48.2	46	98.5	75-125
Iron					
Lead	3.2	96.6	91.9	101.6	75-125
Magnesium					
Manganese					
Molybdenum					
Nickel	4.0	48.7	46	97.2	75-125
Phosphorus					
Potassium					
Selenium	0.18	89.5	91.9	97.1	75-125
Silver	0.012	18.6	18.4	101.1	75-125
Sodium					
Strontium					
Thallium					
Tin					
Titanium					
Uranium					
Vanadium					
Zinc	13.7	58.7	46	97.9	75-125

Associated samples MP45490: DA78596-5C

Results < IDL are shown as zero for calculation purposes  
 (\*) Outside of QC limits  
 (N) Matrix Spike Rec. outside of QC limits  
 (anr) Analyte not requested

8.3.2  
8

MATRIX SPIKE AND DUPLICATE RESULTS SUMMARY

Login Number: DA78596  
 Account: CHEVTAS - Chevron/Tasman  
 Project: Dr Joe CC 06-09

QC Batch ID: MP45490  
 Matrix Type: SOLID

Methods: SW846 6020B  
 Units: mg/kg

Prep Date: 01/13/26

Metal	DA78596-5C Original MSD		Spike lot ICPMS6	% Rec	MSD RPD	QC Limit
Aluminum						
Antimony						
Arsenic	3.0	106	104	99.2	14.1	20
Barium	60.3	466	208	195.5N(a)	58.2 (b)	20
Beryllium						
Boron						
Cadmium	0.064	53.6	51.9	103.2	13.1	20
Calcium						
Chromium						
Cobalt						
Copper	2.9	55.2	51.9	100.8	13.5	20
Iron						
Lead	3.2	109	104	101.9	12.1	20
Magnesium						
Manganese						
Molybdenum						
Nickel	4.0	55.5	51.9	99.2	13.1	20
Phosphorus						
Potassium						
Selenium	0.18	101	104	97.1	12.1	20
Silver	0.012	20.8	20.8	100.2	11.2	20
Sodium						
Strontium						
Thallium						
Tin						
Titanium						
Uranium						
Vanadium						
Zinc	13.7	66.0	51.9	100.8	11.7	20

Associated samples MP45490: DA78596-5C

Results < IDL are shown as zero for calculation purposes

(\*) Outside of QC limits

(N) Matrix Spike Rec. outside of QC limits

(anr) Analyte not requested

(a) Spike recovery indicates possible matrix interference and/or sample nonhomogeneity.

(b) High RPD due to possible sample nonhomogeneity.

8.3.2  
8

SPIKE BLANK AND LAB CONTROL SAMPLE SUMMARY

Login Number: DA78596  
 Account: CHEVTAS - Chevron/Tasman  
 Project: Dr Joe CC 06-09

QC Batch ID: MP45490  
 Matrix Type: SOLID

Methods: SW846 6020B  
 Units: mg/kg

Prep Date: 01/13/26

Metal	BSP Result	Spikelot ICPMS6	% Rec	QC Limits
Aluminum				
Antimony				
Arsenic	99.4	100	99.4	80-120
Barium	195	200	97.5	80-120
Beryllium				
Boron				
Cadmium	50.4	50	100.8	80-120
Calcium				
Chromium				
Cobalt				
Copper	50.4	50	100.8	80-120
Iron				
Lead	101	100	101.0	80-120
Magnesium				
Manganese				
Molybdenum				
Nickel	50.4	50	100.8	80-120
Phosphorus				
Potassium				
Selenium	97.7	100	97.7	80-120
Silver	20.1	20	100.5	80-120
Sodium				
Strontium				
Thallium				
Tin				
Titanium				
Uranium				
Vanadium				
Zinc	49.5	50	99.0	80-120

Associated samples MP45490: DA78596-5C

Results < IDL are shown as zero for calculation purposes  
 (\*) Outside of QC limits  
 (anr) Analyte not requested

8.3.3  
8

SERIAL DILUTION RESULTS SUMMARY

Login Number: DA78596  
 Account: CHEVTAS - Chevron/Tasman  
 Project: Dr Joe CC 06-09

QC Batch ID: MP45490  
 Matrix Type: SOLID

Methods: SW846 6020B  
 Units: ug/l

Prep Date: 01/13/26

Metal	DA78596-5C Original SDL 10:50%DIF		QC Limits	
Aluminum				
Antimony				
Arsenic	29.8	30.6	2.9	0-20
Barium	593	607	2.3	0-20
Beryllium				
Boron				
Cadmium	0.634	0.00	100.0(a)	0-20
Calcium				
Chromium				
Cobalt				
Copper	28.2	26.5	6.3	0-20
Iron				
Lead	31.5	30.0	4.8	0-20
Magnesium				
Manganese				
Molybdenum				
Nickel	39.8	42.0	5.6	0-20
Phosphorus				
Potassium				
Selenium	1.80	0.00	100.0(a)	0-20
Silver	0.122	0.00	100.0(a)	0-20
Sodium				
Strontium				
Thallium				
Tin				
Titanium				
Uranium				
Vanadium				
Zinc	135	128	5.1	0-20

Associated samples MP45490: DA78596-5C

Results < IDL are shown as zero for calculation purposes

(\*) Outside of QC limits

(anr) Analyte not requested

(a) Percent difference acceptable due to low initial sample concentration (< 50 times IDL).

8.3.4  
8

BLANK RESULTS SUMMARY  
Part 2 - Method Blanks

Login Number: DA78596  
Account: CHEVTAS - Chevron/Tasman  
Project: Dr Joe CC 06-09

QC Batch ID: MP45491  
Matrix Type: SOLID

Methods: SW846 6020B  
Units: mg/kg

Prep Date: 01/13/26

Metal	RL	IDL	MDL	MB raw	final
Aluminum	50	.52	5		
Antimony	0.40	.01	.05		
Arsenic	0.20	.05	.05	0.065	<0.20
Barium	2.0	.096	.24	0.17	<2.0
Beryllium	0.20	.077	.04		
Boron	40	18	10		
Cadmium	0.10	.03	.04	0.0086	<0.10
Calcium	400	25	30		
Chromium	2.0	.087	.6		
Cobalt	0.20	.04	.025		
Copper	2.0	.05	.25	0.0038	<2.0
Iron	20	1.6	15		
Lead	0.50	.094	.2	0.022	<0.50
Magnesium	100	10	10		
Manganese	1.0	.079	.2		
Molybdenum	1.0	.037	.27		
Nickel	2.0	.098	.2	0.034	<2.0
Phosphorus	60	7.6	25		
Potassium	200	2	25		
Selenium	0.20	.05	.05	0.032	<0.20
Silver	0.10	.0081	.03	0.0068	<0.10
Sodium	500	10	30		
Strontium	20	.1	1		
Thallium	0.20	.032	.04		
Tin	10	.22	4		
Titanium	2.0	.05	.3		
Uranium	0.20	.015	.1		
Vanadium	1.0	.14	.2		
Zinc	10	.05	1	-0.047	<10

Associated samples MP45491: DA78596-1C, DA78596-2C, DA78596-3C, DA78596-4C

Results < IDL are shown as zero for calculation purposes  
(\* ) Outside of QC limits  
(anr) Analyte not requested

8.4.1

8

MATRIX SPIKE AND DUPLICATE RESULTS SUMMARY

Login Number: DA78596  
 Account: CHEVTAS - Chevron/Tasman  
 Project: Dr Joe CC 06-09

QC Batch ID: MP45491  
 Matrix Type: SOLID

Methods: SW846 6020B  
 Units: mg/kg

Prep Date: 01/13/26

Metal	DA78594-22 Original MS		SpikeLot ICPMS6	% Rec	QC Limits
Aluminum					
Antimony					
Arsenic	1.1	92.7	93.4	98.1	75-125
Barium	38.7	222	187	98.2	75-125
Beryllium					
Boron					
Cadmium	0.035	47.8	46.7	102.3	75-125
Calcium					
Chromium					
Cobalt					
Copper	3.1	50.7	46.7	102.0	75-125
Iron					
Lead	3.9	97.3	93.4	100.0	75-125
Magnesium					
Manganese					
Molybdenum					
Nickel	2.8	49.7	46.7	100.5	75-125
Phosphorus					
Potassium					
Selenium	0.13	88.8	93.4	95.0	75-125
Silver	0.011	19.0	18.7	101.7	75-125
Sodium					
Strontium					
Thallium					
Tin					
Titanium					
Uranium					
Vanadium					
Zinc	13.0	59.7	46.7	100.0	75-125

Associated samples MP45491: DA78596-1C, DA78596-2C, DA78596-3C, DA78596-4C

Results < IDL are shown as zero for calculation purposes  
 (\*) Outside of QC limits  
 (N) Matrix Spike Rec. outside of QC limits  
 (anr) Analyte not requested

8.4.2  
8

MATRIX SPIKE AND DUPLICATE RESULTS SUMMARY

Login Number: DA78596  
 Account: CHEVTAS - Chevron/Tasman  
 Project: Dr Joe CC 06-09

QC Batch ID: MP45491  
 Matrix Type: SOLID

Methods: SW846 6020B  
 Units: mg/kg

Prep Date: 01/13/26

Metal	DA78594-22 Original MSD		SpikeLot ICPMS6	% Rec	MSD RPD	QC Limit
Aluminum						
Antimony						
Arsenic	1.1	98.0	96.8	100.1	5.6	20
Barium	38.7	252	194	110.1	12.7	20
Beryllium						
Boron						
Cadmium	0.035	50.5	48.4	104.2	5.5	20
Calcium						
Chromium						
Cobalt						
Copper	3.1	53.1	48.4	103.3	4.6	20
Iron						
Lead	3.9	103	96.8	102.3	5.7	20
Magnesium						
Manganese						
Molybdenum						
Nickel	2.8	52.3	48.4	102.2	5.1	20
Phosphorus						
Potassium						
Selenium	0.13	95.7	96.8	98.7	7.5	20
Silver	0.011	20.1	19.4	103.7	5.6	20
Sodium						
Strontium						
Thallium						
Tin						
Titanium						
Uranium						
Vanadium						
Zinc	13.0	62.1	48.4	101.4	3.9	20

Associated samples MP45491: DA78596-1C, DA78596-2C, DA78596-3C, DA78596-4C

Results < IDL are shown as zero for calculation purposes  
 (\*) Outside of QC limits  
 (N) Matrix Spike Rec. outside of QC limits  
 (anr) Analyte not requested

8.4.2  
8

SPIKE BLANK AND LAB CONTROL SAMPLE SUMMARY

Login Number: DA78596  
 Account: CHEVTAS - Chevron/Tasman  
 Project: Dr Joe CC 06-09

QC Batch ID: MP45491  
 Matrix Type: SOLID

Methods: SW846 6020B  
 Units: mg/kg

Prep Date: 01/13/26

Metal	BSP Result	Spikelot ICPMS6	% Rec	QC Limits
Aluminum				
Antimony				
Arsenic	99.2	100	99.2	80-120
Barium	198	200	99.0	80-120
Beryllium				
Boron				
Cadmium	50.8	50	101.6	80-120
Calcium				
Chromium				
Cobalt				
Copper	50.8	50	101.6	80-120
Iron				
Lead	101	100	101.0	80-120
Magnesium				
Manganese				
Molybdenum				
Nickel	50.7	50	101.4	80-120
Phosphorus				
Potassium				
Selenium	100	100	100.0	80-120
Silver	20.2	20	101.0	80-120
Sodium				
Strontium				
Thallium				
Tin				
Titanium				
Uranium				
Vanadium				
Zinc	49.7	50	99.4	80-120

Associated samples MP45491: DA78596-1C, DA78596-2C, DA78596-3C, DA78596-4C

Results < IDL are shown as zero for calculation purposes  
 (\*) Outside of QC limits  
 (anr) Analyte not requested

8.4.3  
8

SERIAL DILUTION RESULTS SUMMARY

Login Number: DA78596  
 Account: CHEVTAS - Chevron/Tasman  
 Project: Dr Joe CC 06-09

QC Batch ID: MP45491  
 Matrix Type: SOLID

Methods: SW846 6020B  
 Units: ug/l

Prep Date: 01/13/26

Metal	DA78594-22 Original SDL 10:50%DIF		QC Limits	
Aluminum				
Antimony				
Arsenic	11.7	13.0	10.7	0-20
Barium	411	421	2.3	0-20
Beryllium				
Boron				
Cadmium	0.368	0.00	100.0(a)	0-20
Calcium				
Chromium				
Cobalt				
Copper	32.6	32.5	0.1	0-20
Iron				
Lead	41.3	41.0	0.8	0-20
Magnesium				
Manganese				
Molybdenum				
Nickel	29.7	31.1	4.9	0-20
Phosphorus				
Potassium				
Selenium	1.35	0.00	100.0(a)	0-20
Silver	0.116	0.00	100.0(a)	0-20
Sodium				
Strontium				
Thallium				
Tin				
Titanium				
Uranium				
Vanadium				
Zinc	138	135	2.0	0-20

Associated samples MP45491: DA78596-1C, DA78596-2C, DA78596-3C, DA78596-4C

Results < IDL are shown as zero for calculation purposes

(\*) Outside of QC limits

(anr) Analyte not requested

(a) Percent difference acceptable due to low initial sample concentration (< 50 times IDL).

8.4.4  
8

BLANK RESULTS SUMMARY  
Part 2 - Method Blanks

Login Number: DA78596  
Account: CHEVTAS - Chevron/Tasman  
Project: Dr Joe CC 06-09

QC Batch ID: MP45503  
Matrix Type: AQUEOUS

Methods: SW846 6010C  
Units: ug/l

Prep Date: 01/13/26

Metal	RL	IDL	MDL	MB raw	final
Aluminum	1500	71	230		
Arsenic	380	68	69		
Barium	150	3	20		
Beryllium	150	2.3	20		
Boron	750	160	95		
Cadmium	150	5.3	20		
Calcium	6000	100	750	82.5	<6000
Chromium	150	9.4	20		
Cobalt	75	11	9.5		
Copper	150	6.9	20		
Iron	1100	41	180		
Lithium	75	7.5	20		
Magnesium	3000	330	380	-110	<3000
Manganese	75	7.3	9.5		
Molybdenum	150	29	42		
Potassium	15000	380	1900		
Silver	450	14	57		
Sodium	6000	67	750	97.5	<6000
Uranium	750	95	130		

Associated samples MP45503: DA78596-1A, DA78596-2A

Results < IDL are shown as zero for calculation purposes  
(\* ) Outside of QC limits  
(anr) Analyte not requested

8.5.1  
8

MATRIX SPIKE AND DUPLICATE RESULTS SUMMARY

Login Number: DA78596  
 Account: CHEVTAS - Chevron/Tasman  
 Project: Dr Joe CC 06-09

QC Batch ID: MP45503  
 Matrix Type: AQUEOUS

Methods: SW846 6010C  
 Units: ug/l

Prep Date: 01/13/26

Metal	DA78594-17A Original MS	SpikeLot ICPAL6	% Rec	QC Limits
Aluminum				
Arsenic				
Barium				
Beryllium				
Boron				
Cadmium				
Calcium	28200	400000	375000	99.1 75-125
Chromium				
Cobalt				
Copper				
Iron				
Lithium				
Magnesium	6590	385000	375000	100.9 75-125
Manganese				
Molybdenum				
Potassium				
Silver				
Sodium	194000	567000	375000	99.5 75-125
Uranium				

Associated samples MP45503: DA78596-1A, DA78596-2A

Results < IDL are shown as zero for calculation purposes  
 (\*) Outside of QC limits  
 (N) Matrix Spike Rec. outside of QC limits  
 (anr) Analyte not requested

8.5.2  
8

MATRIX SPIKE AND DUPLICATE RESULTS SUMMARY

Login Number: DA78596  
 Account: CHEVTAS - Chevron/Tasman  
 Project: Dr Joe CC 06-09

QC Batch ID: MP45503  
 Matrix Type: AQUEOUS

Methods: SW846 6010C  
 Units: ug/l

Prep Date: 01/13/26

Metal	DA78594-17A Original MSD	SpikeLot ICPAL6	% Rec	MSD RPD	QC Limit	
Aluminum						
Arsenic						
Barium						
Beryllium						
Boron						
Cadmium						
Calcium	28200	422000	375000	105.0	5.4	20
Chromium						
Cobalt						
Copper						
Iron						
Lithium						
Magnesium	6590	405000	375000	106.2	5.1	20
Manganese						
Molybdenum						
Potassium						
Silver						
Sodium	194000	599000	375000	108.0	5.5	20
Uranium						

Associated samples MP45503: DA78596-1A, DA78596-2A

Results < IDL are shown as zero for calculation purposes  
 (\*) Outside of QC limits  
 (N) Matrix Spike Rec. outside of QC limits  
 (anr) Analyte not requested

8.5.2  
8

SPIKE BLANK AND LAB CONTROL SAMPLE SUMMARY

Login Number: DA78596  
 Account: CHEVTAS - Chevron/Tasman  
 Project: Dr Joe CC 06-09

QC Batch ID: MP45503  
 Matrix Type: AQUEOUS

Methods: SW846 6010C  
 Units: ug/l

Prep Date: 01/13/26

Metal	BSP Result	Spikelot ICPALL6	% Rec	QC Limits
Aluminum				
Arsenic				
Barium				
Beryllium				
Boron				
Cadmium				
Calcium	381000	375000	101.6	80-120
Chromium				
Cobalt				
Copper				
Iron				
Lithium				
Magnesium	386000	375000	102.9	80-120
Manganese				
Molybdenum				
Potassium				
Silver				
Sodium	394000	375000	105.1	80-120
Uranium				

Associated samples MP45503: DA78596-1A, DA78596-2A

Results < IDL are shown as zero for calculation purposes  
 (\*) Outside of QC limits  
 (anr) Analyte not requested

8.5.3  
 8

SERIAL DILUTION RESULTS SUMMARY

Login Number: DA78596  
 Account: CHEVTAS - Chevron/Tasman  
 Project: Dr Joe CC 06-09

QC Batch ID: MP45503  
 Matrix Type: AQUEOUS

Methods: SW846 6010C  
 Units: ug/l

Prep Date: 01/13/26

Metal	DA78594-17A Original SDL 1:5		%DIF	QC Limits
Aluminum				
Arsenic				
Barium				
Beryllium				
Boron				
Cadmium				
Calcium	1880	1870	0.6	0-10
Chromium				
Cobalt				
Copper				
Iron				
Lithium				
Magnesium	439	426	3.0	0-10
Manganese				
Molybdenum				
Potassium				
Silver				
Sodium	12900	12800	1.2	0-10
Uranium				

Associated samples MP45503: DA78596-1A, DA78596-2A

Results < IDL are shown as zero for calculation purposes  
 (\*) Outside of QC limits  
 (anr) Analyte not requested

8.5.4  
 8

BLANK RESULTS SUMMARY  
Part 2 - Method Blanks

Login Number: DA78596  
Account: CHEVTAS - Chevron/Tasman  
Project: Dr Joe CC 06-09

QC Batch ID: MP45504  
Matrix Type: AQUEOUS

Methods: SW846 6010C  
Units: ug/l

Prep Date: 01/13/26

Metal	RL	IDL	MDL	MB raw	final
Aluminum	1500	71	230		
Arsenic	380	68	69		
Barium	150	3	20		
Beryllium	150	2.3	20		
Boron	750	160	95		
Cadmium	150	5.3	20		
Calcium	6000	100	750	350	<6000
Chromium	150	9.4	20		
Cobalt	75	11	9.5		
Copper	150	6.9	20		
Iron	1100	41	180		
Lithium	75	7.5	20		
Magnesium	3000	330	380	-45	<3000
Manganese	75	7.3	9.5		
Molybdenum	150	29	42		
Potassium	15000	380	1900		
Silver	450	14	57		
Sodium	6000	67	750	315	<6000
Uranium	750	95	130		

Associated samples MP45504: DA78596-3A, DA78596-4A, DA78596-5A

Results < IDL are shown as zero for calculation purposes  
(\* ) Outside of QC limits  
(anr) Analyte not requested

8.6.1  
8

MATRIX SPIKE AND DUPLICATE RESULTS SUMMARY

Login Number: DA78596  
 Account: CHEVTAS - Chevron/Tasman  
 Project: Dr Joe CC 06-09

QC Batch ID: MP45504  
 Matrix Type: AQUEOUS

Methods: SW846 6010C  
 Units: ug/l

Prep Date: 01/13/26

Metal	DA78596-3A Original MS		SpikeLot ICPAL6	% Rec	QC Limits
Aluminum					
Arsenic					
Barium					
Beryllium					
Boron					
Cadmium					
Calcium	318000	719000	375000	106.9	75-125
Chromium					
Cobalt					
Copper					
Iron					
Lithium					
Magnesium	68700	467000	375000	106.2	75-125
Manganese					
Molybdenum					
Potassium					
Silver					
Sodium	419000	814000	375000	105.3	75-125
Uranium					

Associated samples MP45504: DA78596-3A, DA78596-4A, DA78596-5A

Results < IDL are shown as zero for calculation purposes  
 (\*) Outside of QC limits  
 (N) Matrix Spike Rec. outside of QC limits  
 (anr) Analyte not requested

8.6.2  
8

MATRIX SPIKE AND DUPLICATE RESULTS SUMMARY

Login Number: DA78596  
 Account: CHEVTAS - Chevron/Tasman  
 Project: Dr Joe CC 06-09

QC Batch ID: MP45504  
 Matrix Type: AQUEOUS

Methods: SW846 6010C  
 Units: ug/l

Prep Date: 01/13/26

Metal	DA78596-3A Original MSD		SpikeLot ICPAL6 % Rec		MSD RPD	QC Limit
Aluminum						
Arsenic						
Barium						
Beryllium						
Boron						
Cadmium						
Calcium	318000	691000	375000	99.5	4.0	20
Chromium						
Cobalt						
Copper						
Iron						
Lithium						
Magnesium	68700	456000	375000	103.3	2.4	20
Manganese						
Molybdenum						
Potassium						
Silver						
Sodium	419000	836000	375000	111.2	2.7	20
Uranium						

Associated samples MP45504: DA78596-3A, DA78596-4A, DA78596-5A

Results < IDL are shown as zero for calculation purposes  
 (\*) Outside of QC limits  
 (N) Matrix Spike Rec. outside of QC limits  
 (anr) Analyte not requested

8.6.2  
8

SPIKE BLANK AND LAB CONTROL SAMPLE SUMMARY

Login Number: DA78596  
 Account: CHEVTAS - Chevron/Tasman  
 Project: Dr Joe CC 06-09

QC Batch ID: MP45504  
 Matrix Type: AQUEOUS

Methods: SW846 6010C  
 Units: ug/l

Prep Date: 01/13/26

Metal	BSP Result	Spikelot ICPALL6	% Rec	QC Limits
Aluminum				
Arsenic				
Barium				
Beryllium				
Boron				
Cadmium				
Calcium	389000	375000	103.7	80-120
Chromium				
Cobalt				
Copper				
Iron				
Lithium				
Magnesium	394000	375000	105.1	80-120
Manganese				
Molybdenum				
Potassium				
Silver				
Sodium	400000	375000	106.7	80-120
Uranium				

Associated samples MP45504: DA78596-3A, DA78596-4A, DA78596-5A

Results < IDL are shown as zero for calculation purposes  
 (\*) Outside of QC limits  
 (anr) Analyte not requested

8.6.3  
 8

SERIAL DILUTION RESULTS SUMMARY

Login Number: DA78596  
 Account: CHEVTAS - Chevron/Tasman  
 Project: Dr Joe CC 06-09

QC Batch ID: MP45504  
 Matrix Type: AQUEOUS

Methods: SW846 6010C  
 Units: ug/l

Prep Date: 01/13/26

Metal	DA78596-3A Original SDL 1:5		%DIF	QC Limits
Aluminum				
Arsenic				
Barium				
Beryllium				
Boron				
Cadmium				
Calcium	21200	20800	2.0	0-10
Chromium				
Cobalt				
Copper				
Iron				
Lithium				
Magnesium	4580	4440	3.2	0-10
Manganese				
Molybdenum				
Potassium				
Silver				
Sodium	27900	27100	2.9	0-10
Uranium				

Associated samples MP45504: DA78596-3A, DA78596-4A, DA78596-5A

Results < IDL are shown as zero for calculation purposes  
 (\*) Outside of QC limits  
 (anr) Analyte not requested

8.6.4  
 8

General Chemistry

QC Data Summaries

Includes the following where applicable:

- Method Blank and Blank Spike Summaries
- Duplicate Summaries
- Matrix Spike Summaries

METHOD BLANK AND SPIKE RESULTS SUMMARY  
GENERAL CHEMISTRY

Login Number: DA78596  
Account: CHEVTAS - Chevron/Tasman  
Project: Dr Joe CC 06-09

Analyte	Batch ID	RL	MB Result	Units	Spike Amount	BSP Result	BSP %Recov	QC Limits
Specific Conductivity	GP40451/GN71939			mmhos/cm	1.409	1.3	94.2	90-110%
Specific Conductivity	GP40452/GN71941			mmhos/cm	1.409	1.4	100.2	90-110%

Associated Samples:

Batch GP40451: DA78596-1C, DA78596-2C

Batch GP40452: DA78596-3C, DA78596-4C, DA78596-5C

(\*) Outside of QC limits

DUPLICATE RESULTS SUMMARY  
GENERAL CHEMISTRY

Login Number: DA78596  
Account: CHEVTAS - Chevron/Tasman  
Project: Dr Joe CC 06-09

Analyte	Batch ID	QC Sample	Units	Original Result	DUP Result	RPD	QC Limits
Specific Conductivity	GP40451/GN71939	DA78596-2C	mmhos/cm	1.1	1.1	2.7	0-20%
Specific Conductivity	GP40452/GN71941	DA78602-4	mmhos/cm	2.2	2.2	0.5	0-20%
pH	GN71938	DA78594-17	su	7.60	7.64	0.5	0-5%
pH	GN71940	DA78596-3C	su	7.70	7.74	0.5	0-5%

Associated Samples:

Batch GN71938: DA78596-1C, DA78596-2C  
Batch GN71940: DA78596-3C, DA78596-4C, DA78596-5C  
Batch GP40451: DA78596-1C, DA78596-2C  
Batch GP40452: DA78596-3C, DA78596-4C, DA78596-5C  
(\* ) Outside of QC limits

Misc. Forms

---

Custody Documents and Other Forms

(SGS Dayton, NJ)

---

Includes the following where applicable:

- Chain of Custody



## SGS Sample Receipt Summary

Job Number: DA78596

Client: SGS NORTH AMERICA INC

Project: DR JOE CC 06-09

Date / Time Received: 1/14/2026 10:20:00 AM

Delivery Method: FEDEX

Airbill #'s: \_\_\_\_\_

Cooler Temps (Raw Measured) °C: Cooler 1: (3.8);

Cooler Temps (Corrected) °C: Cooler 1: (3.9);

**Cooler Security**

Y or N

Y or N

- |                           |                                     |                          |                        |                                     |                          |
|---------------------------|-------------------------------------|--------------------------|------------------------|-------------------------------------|--------------------------|
| 1. Custody Seals Present: | <input checked="" type="checkbox"/> | <input type="checkbox"/> | 3. COC Present:        | <input checked="" type="checkbox"/> | <input type="checkbox"/> |
| 2. Custody Seals Intact:  | <input checked="" type="checkbox"/> | <input type="checkbox"/> | 4. Smp'l Dates/Time OK | <input checked="" type="checkbox"/> | <input type="checkbox"/> |

**Cooler Temperature**

Y or N

- |                              |                                     |                          |
|------------------------------|-------------------------------------|--------------------------|
| 1. Temp criteria achieved:   | <input checked="" type="checkbox"/> | <input type="checkbox"/> |
| 2. Cooler temp verification: | <u>IR-50</u>                        |                          |
| 3. Cooler media:             | <u>Ice (Bag)</u>                    |                          |
| 4. No. Coolers:              | <u>1</u>                            |                          |

**Quality Control Preservation**

Y or N

N/A

- |                                 |                                     |                                     |                                     |
|---------------------------------|-------------------------------------|-------------------------------------|-------------------------------------|
| 1. Trip Blank present / cooler: | <input type="checkbox"/>            | <input checked="" type="checkbox"/> | <input type="checkbox"/>            |
| 2. Trip Blank listed on COC:    | <input type="checkbox"/>            | <input checked="" type="checkbox"/> | <input type="checkbox"/>            |
| 3. Samples preserved properly:  | <input checked="" type="checkbox"/> | <input type="checkbox"/>            |                                     |
| 4. VOCs headspace free:         | <input type="checkbox"/>            | <input type="checkbox"/>            | <input checked="" type="checkbox"/> |

**Sample Integrity - Documentation**

Y or N

- |  |                                     |                          |
|--|-------------------------------------|--------------------------|
| 1. Sample labels present on bottles:   | <input checked="" type="checkbox"/> | <input type="checkbox"/> |
| 2. Container labeling complete:        | <input checked="" type="checkbox"/> | <input type="checkbox"/> |
| 3. Sample container label / COC agree: | <input checked="" type="checkbox"/> | <input type="checkbox"/> |

**Sample Integrity - Condition**

Y or N

- |                                  |                                     |                          |
|----------------------------------|-------------------------------------|--------------------------|
| 1. Sample recvd within HT:       | <input checked="" type="checkbox"/> | <input type="checkbox"/> |
| 2. All containers accounted for: | <input checked="" type="checkbox"/> | <input type="checkbox"/> |
| 3. Condition of sample:          | <u>Intact</u>                       |                          |

**Sample Integrity - Instructions**

Y or N

N/A

- |   |                                     |                                     |                                     |
|---|-------------------------------------|-------------------------------------|-------------------------------------|
| 1. Analysis requested is clear:           | <input checked="" type="checkbox"/> | <input type="checkbox"/>            |                                     |
| 2. Bottles received for unspecified tests | <input type="checkbox"/>            | <input checked="" type="checkbox"/> |                                     |
| 3. Sufficient volume recvd for analysis:  | <input checked="" type="checkbox"/> | <input type="checkbox"/>            |                                     |
| 4. Compositing instructions clear:        | <input type="checkbox"/>            | <input type="checkbox"/>            | <input checked="" type="checkbox"/> |
| 5. Filtering instructions clear:          | <input type="checkbox"/>            | <input type="checkbox"/>            | <input checked="" type="checkbox"/> |

Test Strip Lot #s:	pH 1-12: <u>231619</u>	pH 12+: <u>203117A</u>	Other: (Specify) _____
--------------------	------------------------	------------------------	------------------------

Comments

SM089-03  
Rev. Date 12/7/17

DA78596: Chain of Custody

Page 2 of 2

10.1 10

General Chemistry

QC Data Summaries

(SGS Dayton, NJ)

Includes the following where applicable:

- Method Blank and Blank Spike Summaries
- Duplicate Summaries
- Matrix Spike Summaries



METHOD BLANK AND SPIKE RESULTS SUMMARY  
GENERAL CHEMISTRY

Login Number: DA78596  
Account: ALMS - SGS Wheat Ridge, CO  
Project: CHEVTAS: Dr Joe CC 06-09

Analyte	Batch ID	RL	MB Result	Units	Spike Amount	BSP Result	BSP %Recov	QC Limits
Chromium, Hexavalent	GP67102/GN78602	0.40	0.0	mg/kg	40	40.0	100.0	80-120%
Chromium, Hexavalent	GP67102/GN78602			mg/kg	901	893	99.1	80-120%
Chromium, Hexavalent	GP67103/GN78605	0.40	0.0	mg/kg	40	43.1	107.8	80-120%
Chromium, Hexavalent	GP67103/GN78605			mg/kg	862	920	106.7	80-120%

Associated Samples:

Batch GP67102: DA78596-1C, DA78596-2C

Batch GP67103: DA78596-3C, DA78596-4C, DA78596-5C

(\*) Outside of QC limits

11.1  
11

DUPLICATE RESULTS SUMMARY  
GENERAL CHEMISTRY

Login Number: DA78596  
Account: ALMS - SGS Wheat Ridge, CO  
Project: CHEVTAS: Dr Joe CC 06-09

Analyte	Batch ID	QC Sample	Units	Original Result	DUP Result	RPD	QC Limits
Chromium, Hexavalent	GP67102/GN78602	DA78594-2C	mg/kg	0.27	0.22	20.4 (a)	0-20%
Chromium, Hexavalent	GP67103/GN78605	DA78596-3C	mg/kg	0.24	0.24	0.0	0-20%

Associated Samples:

Batch GP67102: DA78596-1C, DA78596-2C

Batch GP67103: DA78596-3C, DA78596-4C, DA78596-5C

(\*) Outside of QC limits

(a) RPD acceptable due to low duplicate and sample concentrations.

MATRIX SPIKE RESULTS SUMMARY  
GENERAL CHEMISTRY

Login Number: DA78596  
Account: ALMS - SGS Wheat Ridge, CO  
Project: CHEVTAS: Dr Joe CC 06-09

Analyte	Batch ID	QC Sample	Units	Original Result	Spike Amount	MS Result	%Rec	QC Limits
Chromium, Hexavalent	GP67102/GN78602	DA78594-2C	mg/kg	0.27	42.7	39.9	92.7(a)	75-125%
Chromium, Hexavalent	GP67102/GN78602	DA78594-2C	mg/kg	0.27	927	879	94.7(b)	75-125%
Chromium, Hexavalent	GP67103/GN78605	DA78596-3C	mg/kg	0.24	43.4	48.3	110.8(c)	75-125%
Chromium, Hexavalent	GP67103/GN78605	DA78596-3C	mg/kg	0.24	1310	1570	120.3(b)	75-125%

Associated Samples:

Batch GP67102: DA78596-1C, DA78596-2C

Batch GP67103: DA78596-3C, DA78596-4C, DA78596-5C

(\*) Outside of QC limits

(N) Matrix Spike Rec. outside of QC limits

(a) Good recovery on soluble XCR matrix spike. Good recovery (102.4%) on the post-spike.

(b) Good recovery on insoluble XCR matrix spike. See additional comments on soluble matrix spike recovery.

(c) Good recovery on soluble XCR matrix spike. Good recovery (114%) on the post-spike.