

# Inspection Photos

Location Name: TEP ROCKY MOUNTAIN LLC NLW CONN CREEK 8-21D Pad

Location ID: 324442



Photo # 2555 From entrance to location



Photo # 2556 Location

# Inspection Photos

Location Name: TEP ROCKY MOUNTAIN LLC NLW CONN CREEK 8-21D Pad

Location ID: 324442



Photo # 2557 Location




Photo # 2558 Location

# Inspection Photos

Location Name: TEP ROCKY MOUNTAIN LLC NLW CONN CREEK 8-21D Pad

Location ID: 324442



Photo # 2559 Location



Photo # 2560 Location

# Inspection Photos

Location Name: TEP ROCKY MOUNTAIN LLC NLW CONN CREEK 8-21D Pad

Location ID: 324442



Photo # 2561 Location




Photo # 2562 Open ended load line

## Inspection Photos

Location Name: TEP ROCKY MOUNTAIN LLC NLW CONN CREEK 8-21D Pad

Location ID: 324442




Photo # 2563 PRV vent line does not comply with CECMC pressure safety device rules



Photo # 2564 PRV vent line does not comply with CECMC pressure safety device rules