

The results set forth herein are provided by SGS North America Inc.

e-Hardcopy 2.0
Automated Report

Technical Report for

Chevron USA, Inc.

CDH: R+ R Farms 29L-441 WH

PDC/REM#38775 PO#UWRWR-A5003-ABN

SGS Job Number: DA77119

Sampling Date: 11/10/25

Report to:

Chevron USA, Inc.
2115 117th Avenue
Greeley, CO 80634
nam.ehs.table915@sgs.com

ATTN: David Stainback

Total number of pages in report: 94



Test results contained within this data package meet the requirements of the National Environmental Laboratory Accreditation Program and/or state specific certification programs as applicable unless noted in the narrative, comments or footnotes.

Eric Hoffman

Client Service contact: terri.mculty-patterson@sgs.com 303-425-6021
Certifications: CO (CO00049), ND (R-027), UT (NELAP CO00049), LA (LA150028), TX (T104704511), WY (8TMS-L) HI (CO00049), NJ (CO011), NV (CO00049), AK (CO00049), CA (3076), and NC (08701)

This report shall not be reproduced, except in its entirety, without the written approval of SGS.
Test results relate only to samples analyzed.

How did we do today?

Your feedback helps us improve our service and takes less than a minute to complete.

START SURVEY

Table of Contents

-1-

Section 1: Sample Summary	4
Section 2: Summary of Hits	6
Section 3: Sample Results	9
3.1: DA77119-1: WH01-E@4'	10
3.2: DA77119-1A: WH01-E@4'	13
3.3: DA77119-1B: WH01-E@4'	15
3.4: DA77119-1C: WH01-E@4'	16
3.5: DA77119-2: FL01-R@4'	18
3.6: DA77119-2A: FL01-R@4'	21
3.7: DA77119-2B: FL01-R@4'	23
3.8: DA77119-2C: FL01-R@4'	24
3.9: DA77119-3: BKG01@4'	26
3.10: DA77119-3A: BKG01@4'	28
3.11: DA77119-3B: BKG01@4'	30
3.12: DA77119-4: BKG02@4'	31
3.13: DA77119-4A: BKG02@4'	33
3.14: DA77119-4B: BKG02@4'	35
3.15: DA77119-5: BKG03@4'	36
3.16: DA77119-5A: BKG03@4'	38
3.17: DA77119-5B: BKG03@4'	40
Section 4: Misc. Forms	41
4.1: Chain of Custody	42
Section 5: MS Volatiles - QC Data Summaries	44
5.1: Method Blank Summary	45
5.2: Blank Spike Summary	46
5.3: Matrix Spike/Matrix Spike Duplicate Summary	48
Section 6: MS Semi-volatiles - QC Data Summaries	50
6.1: Method Blank Summary	51
6.2: Blank Spike Summary	52
6.3: Matrix Spike/Matrix Spike Duplicate Summary	53
Section 7: GC/LC Semi-volatiles - QC Data Summaries	54
7.1: Method Blank Summary	55
7.2: Blank Spike Summary	56
7.3: Matrix Spike/Matrix Spike Duplicate Summary	58
Section 8: Metals Analysis - QC Data Summaries	60
8.1: Prep QC MP44321: B	61
8.2: Prep QC MP44322: As,Ba,Cd,Cu,Pb,Ni,Se,Ag,Zn	69
8.3: Prep QC MP44362: Ca,Mg,Na	74
Section 9: General Chemistry - QC Data Summaries	84
9.1: Method Blank and Spike Results Summary	85
9.2: Duplicate Results Summary	86
Section 10: Misc. Forms (SGS Dayton, NJ)	87

Table of Contents

-2-

10.1: Chain of Custody	88
Section 11: General Chemistry - QC Data (SGS Dayton, NJ)	91
11.1: Method Blank and Spike Results Summary	92
11.2: Duplicate Results Summary	93
11.3: Matrix Spike Results Summary	94

1

2

3

4

5

6

7

8

9

10

11



Sample Summary

Chevron USA, Inc.

Job No: DA77119

CDH: R+ R Farms 29L-441 WH

Project No: PDC/REM#38775 PO#UWRWR-A5003-ABN

Sample Number	Collected		Received	Matrix		Client Sample ID
	Date	Time By		Code	Type	
DA77119-1	11/10/25	12:55 NI	11/10/25	SO	Soil	WH01-E@4'
DA77119-1A	11/10/25	12:55 NI	11/10/25	SO	Soil	WH01-E@4'
DA77119-1B	11/10/25	12:55 NI	11/10/25	SO	Soil	WH01-E@4'
DA77119-1C	11/10/25	12:55 NI	11/10/25	SO	Soil	WH01-E@4'
DA77119-2	11/10/25	12:58 NI	11/10/25	SO	Soil	FL01-R@4'
DA77119-2A	11/10/25	12:58 NI	11/10/25	SO	Soil	FL01-R@4'
DA77119-2B	11/10/25	12:58 NI	11/10/25	SO	Soil	FL01-R@4'
DA77119-2C	11/10/25	12:58 NI	11/10/25	SO	Soil	FL01-R@4'
DA77119-3	11/10/25	12:50 NI	11/10/25	SO	Soil	BKG01@4'
DA77119-3A	11/10/25	12:50 NI	11/10/25	SO	Soil	BKG01@4'
DA77119-3B	11/10/25	12:50 NI	11/10/25	SO	Soil	BKG01@4'
DA77119-4	11/10/25	13:05 NI	11/10/25	SO	Soil	BKG02@4'
DA77119-4A	11/10/25	13:05 NI	11/10/25	SO	Soil	BKG02@4'

Soil samples reported on a dry weight basis unless otherwise indicated on result page.



Sample Summary (continued)

Chevron USA, Inc.

Job No: DA77119

CDH: R+ R Farms 29L-441 WH

Project No: PDC/REM#38775 PO#UWRWR-A5003-ABN

Sample Number	Collected Date	Time By	Received	Matrix Code	Type	Client Sample ID
DA77119-4B	11/10/25	13:05 NI	11/10/25	SO	Soil	BKG02@4'
DA77119-5	11/10/25	13:15 NI	11/10/25	SO	Soil	BKG03@4'
DA77119-5A	11/10/25	13:15 NI	11/10/25	SO	Soil	BKG03@4'
DA77119-5B	11/10/25	13:15 NI	11/10/25	SO	Soil	BKG03@4'

Soil samples reported on a dry weight basis unless otherwise indicated on result page.

Summary of Hits

Job Number: DA77119
Account: Chevron USA, Inc.
Project: CDH: R+ R Farms 29L-441 WH
Collected: 11/10/25

Lab Sample ID	Client Sample ID	Result/ Qual	RL	MDL	Units	Method
---------------	------------------	-----------------	----	-----	-------	--------

DA77119-1 WH01-E@4'

No hits reported in this sample.

DA77119-1A WH01-E@4'

Calcium	16.7	6.0		mg/l	SW846 6010C
Magnesium	7.09	3.0		mg/l	SW846 6010C
Sodium	51.8	6.0		mg/l	SW846 6010C
Sodium Adsorption Ratio ^a	2.68			ratio	USDA HANDBOOK 60

DA77119-1B WH01-E@4'

No hits reported in this sample.

DA77119-1C WH01-E@4'

Arsenic	2.1	0.22		mg/kg	SW846 6020B
Barium	60.8	2.2		mg/kg	SW846 6020B
Copper	6.4	2.2		mg/kg	SW846 6020B
Lead	8.3	0.55		mg/kg	SW846 6020B
Nickel	4.7	2.2		mg/kg	SW846 6020B
Zinc	30.2	11		mg/kg	SW846 6020B
pH ^b	8.17			su	WREP-125,4E-SATPASTE
Specific Conductivity ^b	0.39	0.0010		mmhos/cm	SM 2510B-2011 MOD

DA77119-2 FL01-R@4'

TPH-DRO (C10-C28)	8.77	5.0		mg/kg	SW846-8015C
TPH-ORO (> C28-C36)	14.5	7.4		mg/kg	SW846-8015C

DA77119-2A FL01-R@4'

Calcium	45.1	6.0		mg/l	SW846 6010C
Magnesium	12.9	3.0		mg/l	SW846 6010C
Sodium	24.7	6.0		mg/l	SW846 6010C
Sodium Adsorption Ratio ^a	0.834			ratio	USDA HANDBOOK 60

DA77119-2B FL01-R@4'

No hits reported in this sample.

DA77119-2C FL01-R@4'

Arsenic	4.6	0.18		mg/kg	SW846 6020B
---------	-----	------	--	-------	-------------

Summary of Hits

Job Number: DA77119
Account: Chevron USA, Inc.
Project: CDH: R+ R Farms 29L-441 WH
Collected: 11/10/25

2

Lab Sample ID	Client Sample ID	Result/ Qual	RL	MDL	Units	Method
		Barium	358	1.8	mg/kg	SW846 6020B
		Cadmium	0.18	0.089	mg/kg	SW846 6020B
		Copper	15.5	1.8	mg/kg	SW846 6020B
		Lead	12.5	0.45	mg/kg	SW846 6020B
		Nickel	10.1	1.8	mg/kg	SW846 6020B
		Selenium	0.35	0.18	mg/kg	SW846 6020B
		Zinc	51.6	8.9	mg/kg	SW846 6020B
		pH ^b	8.15		su	WREP-125,4E-SATPASTE
		Specific Conductivity ^b	0.50	0.0010	mmhos/cm	SM 2510B-2011 MOD
DA77119-3	BKG01@4'					
		Arsenic	5.7	0.20	mg/kg	SW846 6020B
		Barium	364	2.0	mg/kg	SW846 6020B
		Cadmium	0.12	0.099	mg/kg	SW846 6020B
		Copper	14.7	2.0	mg/kg	SW846 6020B
		Lead	15.8	0.49	mg/kg	SW846 6020B
		Nickel	8.1	2.0	mg/kg	SW846 6020B
		Selenium	0.27	0.20	mg/kg	SW846 6020B
		Zinc	49.1	9.9	mg/kg	SW846 6020B
		pH ^b	7.66		su	WREP-125,4E-SATPASTE
		Specific Conductivity ^b	3.4	0.0010	mmhos/cm	SM 2510B-2011 MOD
DA77119-3A	BKG01@4'					
		Calcium	380	6.0	mg/l	SW846 6010C
		Magnesium	134	3.0	mg/l	SW846 6010C
		Sodium	225	6.0	mg/l	SW846 6010C
		Sodium Adsorption Ratio ^a	2.53		ratio	USDA HANDBOOK 60
DA77119-3B	BKG01@4'					
		Boron	0.581	0.50	mg/l	SW846 6010C
DA77119-4	BKG02@4'					
		Arsenic	1.1	0.18	mg/kg	SW846 6020B
		Barium	39.9	1.8	mg/kg	SW846 6020B
		Copper	3.5	1.8	mg/kg	SW846 6020B
		Lead	3.3	0.45	mg/kg	SW846 6020B
		Nickel	2.9	1.8	mg/kg	SW846 6020B
		Zinc	12.3	9.1	mg/kg	SW846 6020B
		pH ^b	8.21		su	WREP-125,4E-SATPASTE
		Specific Conductivity ^b	0.77	0.0010	mmhos/cm	SM 2510B-2011 MOD

Summary of Hits

Job Number: DA77119
Account: Chevron USA, Inc.
Project: CDH: R+ R Farms 29L-441 WH
Collected: 11/10/25

Lab Sample ID	Client Sample ID	Result/ Qual	RL	MDL	Units	Method
---------------	------------------	-----------------	----	-----	-------	--------

DA77119-4A BKG02@4'

Calcium	33.3	6.0		mg/l	SW846 6010C
Magnesium	11.7	3.0		mg/l	SW846 6010C
Sodium	86.9	6.0		mg/l	SW846 6010C
Sodium Adsorption Ratio ^a	3.30			ratio	USDA HANDBOOK 60

DA77119-4B BKG02@4'

No hits reported in this sample.

DA77119-5 BKG03@4'

Arsenic	0.90	0.17		mg/kg	SW846 6020B
Barium	24.0	1.7		mg/kg	SW846 6020B
Copper	2.2	1.7		mg/kg	SW846 6020B
Lead	2.5	0.43		mg/kg	SW846 6020B
Nickel	1.9	1.7		mg/kg	SW846 6020B
Zinc	8.9	8.7		mg/kg	SW846 6020B
pH ^b	8.23			su	WREP-125,4E-SATPASTE
Specific Conductivity ^b	0.59	0.0010		mmhos/cm	SM 2510B-2011 MOD

DA77119-5A BKG03@4'

Calcium	25.8	6.0		mg/l	SW846 6010C
Magnesium	8.96	3.0		mg/l	SW846 6010C
Sodium	68.5	6.0		mg/l	SW846 6010C
Sodium Adsorption Ratio ^a	2.96			ratio	USDA HANDBOOK 60

DA77119-5B BKG03@4'

No hits reported in this sample.

(a) Calculated as: $(\text{Na meq/L}) / \sqrt{[(\text{Ca meq/L}) + (\text{Mg meq/L})/2]}$
 (b) Saturated paste was generated on 11/12/25.

Sample Results

Report of Analysis

Report of Analysis

3.1
3

Client Sample ID: WH01-E@4'	
Lab Sample ID: DA77119-1	Date Sampled: 11/10/25
Matrix: SO - Soil	Date Received: 11/10/25
Method: SW846 8260D	Percent Solids: 85.0
Project: CDH: R+ R Farms 29L-441 WH	

Run #	File ID	DF	Analyzed	By	Prep Date	Prep Batch	Analytical Batch
Run #1	6V66398.D	1	11/14/25 09:57	MB	n/a	n/a	V6V3099
Run #2							

Run #	Initial Weight	Final Volume
Run #1	5.38 g	5.0 ml
Run #2		

VOA COGCC Table 915 soil list

CAS No.	Compound	Result	RL	Units	Q
71-43-2	Benzene	< 0.0011	0.0011	mg/kg	
100-41-4	Ethylbenzene	< 0.0022	0.0022	mg/kg	
108-88-3	Toluene	< 0.0022	0.0022	mg/kg	
95-63-6	1,2,4-Trimethylbenzene	< 0.0022	0.0022	mg/kg	
108-67-8	1,3,5-Trimethylbenzene	< 0.0022	0.0022	mg/kg	
	m,p-Xylene	< 0.0022	0.0022	mg/kg	
95-47-6	o-Xylene	< 0.0022	0.0022	mg/kg	
1330-20-7	Xylene (total)	< 0.0022	0.0022	mg/kg	
	TPH-GRO (C6-C10)	< 0.22	0.22	mg/kg	

CAS No.	Surrogate Recoveries	Run# 1	Run# 2	Limits
1868-53-7	Dibromofluoromethane	96%		70-130%
2037-26-5	Toluene-D8	101%		70-130%
460-00-4	4-Bromofluorobenzene	102%		70-130%
17060-07-0	1,2-Dichloroethane-D4	98%		70-130%

RL = Reporting Limit
E = Indicates value exceeds calibration range

J = Indicates an estimated value
B = Indicates analyte found in associated method blank
N = Indicates presumptive evidence of a compound

Report of Analysis

3.1
3

Client Sample ID: WH01-E@4'	
Lab Sample ID: DA77119-1	Date Sampled: 11/10/25
Matrix: SO - Soil	Date Received: 11/10/25
Method: SW846 8270E SW846 3570	Percent Solids: 85.0
Project: CDH: R+ R Farms 29L-441 WH	

Run #1	File ID	DF	Analyzed	By	Prep Date	Prep Batch	Analytical Batch
Run #1	9G002797.D	1	11/16/25 04:08	ZL	11/12/25 16:00	OP29241	E9G110
Run #2							

Run #1	Initial Weight	Final Volume
Run #1	5.3 g	10.0 ml
Run #2		

COGCC Table 915-1 PAH List

CAS No.	Compound	Result	RL	Units	Q
83-32-9	Acenaphthene	< 0.0044	0.0044	mg/kg	
120-12-7	Anthracene	< 0.0044	0.0044	mg/kg	
56-55-3	Benzo(a)anthracene	< 0.0055	0.0055	mg/kg	
205-99-2	Benzo(b)fluoranthene	< 0.0044	0.0044	mg/kg	
207-08-9	Benzo(k)fluoranthene	< 0.0044	0.0044	mg/kg	
50-32-8	Benzo(a)pyrene	< 0.0044	0.0044	mg/kg	
218-01-9	Chrysene	< 0.0044	0.0044	mg/kg	
53-70-3	Dibenzo(a,h)anthracene	< 0.0044	0.0044	mg/kg	
206-44-0	Fluoranthene	< 0.0044	0.0044	mg/kg	
86-73-7	Fluorene	< 0.0044	0.0044	mg/kg	
193-39-5	Indeno(1,2,3-cd)pyrene	< 0.0044	0.0044	mg/kg	
90-12-0	1-Methylnaphthalene	< 0.0044	0.0044	mg/kg	
91-57-6	2-Methylnaphthalene	< 0.0044	0.0044	mg/kg	
91-20-3	Naphthalene	< 0.0022	0.0022	mg/kg	
129-00-0	Pyrene	< 0.0044	0.0044	mg/kg	

CAS No.	Surrogate Recoveries	Run# 1	Run# 2	Limits
321-60-8	2-Fluorobiphenyl	102%		22-138%
4165-60-0	Nitrobenzene-d5	124%		32-143%
1718-51-0	Terphenyl-d14	94%		48-149%

RL = Reporting Limit
E = Indicates value exceeds calibration range

J = Indicates an estimated value
B = Indicates analyte found in associated method blank
N = Indicates presumptive evidence of a compound

Report of Analysis

3.1
3

Client Sample ID: WH01-E@4'	
Lab Sample ID: DA77119-1	Date Sampled: 11/10/25
Matrix: SO - Soil	Date Received: 11/10/25
Method: SW846-8015C SW846 3570	Percent Solids: 85.0
Project: CDH: R+ R Farms 29L-441 WH	

Run #1	File ID	DF	Analyzed	By	Prep Date	Prep Batch	Analytical Batch
Run #1	FH082698.D	1	11/14/25 05:04	JB	11/10/25 17:00	OP29245	GFH24037
Run #2							

Run #1	Initial Weight	Final Volume
Run #1	5.1 g	10.0 ml
Run #2		

DRO C10-C28, ORO > C28-C36

CAS No.	Compound	Result	RL	Units	Q
	TPH-DRO (C10-C28)	< 4.6	4.6	mg/kg	
	TPH-ORO (> C28-C36)	< 6.9	6.9	mg/kg	

CAS No.	Surrogate Recoveries	Run# 1	Run# 2	Limits
84-15-1	o-Terphenyl	92%		20-142%

RL = Reporting Limit
E = Indicates value exceeds calibration range

J = Indicates an estimated value
B = Indicates analyte found in associated method blank
N = Indicates presumptive evidence of a compound

Report of Analysis

Client Sample ID: WH01-E@4'	
Lab Sample ID: DA77119-1A	Date Sampled: 11/10/25
Matrix: SO - Soil	Date Received: 11/10/25
	Percent Solids: 85.0
Project: CDH: R+ R Farms 29L-441 WH	

SAR Metals Analysis

Analyte	Result	RL	Units	DF	Prep	Analyzed By	Method	Prep Method
Calcium	16.7	6.0	mg/l	1	11/12/25	11/17/25 BR	SW846 6010C ¹	USDA HANDBOOK 60 ²
Magnesium	7.09	3.0	mg/l	1	11/12/25	11/17/25 BR	SW846 6010C ¹	USDA HANDBOOK 60 ²
Sodium	51.8	6.0	mg/l	1	11/12/25	11/17/25 BR	SW846 6010C ¹	USDA HANDBOOK 60 ²

(1) Instrument QC Batch: MA19843

(2) Prep QC Batch: MP44362

RL = Reporting Limit

Report of Analysis

Client Sample ID: WH01-E@4'	
Lab Sample ID: DA77119-1A	Date Sampled: 11/10/25
Matrix: SO - Soil	Date Received: 11/10/25
	Percent Solids: 85.0
Project: CDH: R+ R Farms 29L-441 WH	

General Chemistry

Analyte	Result	RL	Units	DF	Analyzed	By	Method
Sodium Adsorption Ratio ^a	2.68		ratio	1	11/17/25 12:28	BR	USDA HANDBOOK 60

(a) Calculated as: $(Na \text{ meq/L}) / \sqrt{[(Ca \text{ meq/L}) + (Mg \text{ meq/L})/2]}$

RL = Reporting Limit

Report of Analysis

Client Sample ID: WH01-E@4'	
Lab Sample ID: DA77119-1B	Date Sampled: 11/10/25
Matrix: SO - Soil	Date Received: 11/10/25
	Percent Solids: 85.0
Project: CDH: R+ R Farms 29L-441 WH	

Hot Water Soluble Boron Metals Analysis

Analyte	Result	RL	Units	DF	Prep	Analyzed By	Method	Prep Method
Boron	< 0.50	0.50	mg/l	1	11/11/25	11/25/25 BR	SW846 6010C ¹	HWS-B ²

(1) Instrument QC Batch: MA19878

(2) Prep QC Batch: MP44321

RL = Reporting Limit

Report of Analysis

Client Sample ID: WH01-E@4'	Date Sampled: 11/10/25
Lab Sample ID: DA77119-1C	Date Received: 11/10/25
Matrix: SO - Soil	Percent Solids: 85.0
Project: CDH: R+ R Farms 29L-441 WH	

Metals Analysis

Analyte	Result	RL	Units	DF	Prep	Analyzed By	Method	Prep Method
Arsenic	2.1	0.22	mg/kg	10	11/11/25	11/20/25 GS	SW846 6020B ¹	SW846 3050B ²
Barium	60.8	2.2	mg/kg	10	11/11/25	11/20/25 GS	SW846 6020B ¹	SW846 3050B ²
Cadmium	< 0.11	0.11	mg/kg	10	11/11/25	11/20/25 GS	SW846 6020B ¹	SW846 3050B ²
Copper	6.4	2.2	mg/kg	10	11/11/25	11/20/25 GS	SW846 6020B ¹	SW846 3050B ²
Lead	8.3	0.55	mg/kg	10	11/11/25	11/20/25 GS	SW846 6020B ¹	SW846 3050B ²
Nickel	4.7	2.2	mg/kg	10	11/11/25	11/20/25 GS	SW846 6020B ¹	SW846 3050B ²
Selenium	< 0.22	0.22	mg/kg	10	11/11/25	11/20/25 GS	SW846 6020B ¹	SW846 3050B ²
Silver	< 0.11	0.11	mg/kg	10	11/11/25	11/20/25 GS	SW846 6020B ¹	SW846 3050B ²
Zinc	30.2	11	mg/kg	10	11/11/25	11/20/25 GS	SW846 6020B ¹	SW846 3050B ²

(1) Instrument QC Batch: MA19858

(2) Prep QC Batch: MP44322

RL = Reporting Limit

Report of Analysis

Client Sample ID: WH01-E@4'		Date Sampled: 11/10/25
Lab Sample ID: DA77119-1C		Date Received: 11/10/25
Matrix: SO - Soil		Percent Solids: 85.0
Project: CDH: R+ R Farms 29L-441 WH		

General Chemistry

Analyte	Result	RL	Units	DF	Analyzed	By	Method
pH-saturated paste method							
pH ^a	8.17		su	1	11/12/25 14:04	SN	WREP-125,4E-SATPASTE
prep: DEPT.OF AG, BOOK N9							
Specific Conductivity ^a	0.39	0.0010	mmhos/cm	1	11/12/25 13:00	SN	SM 2510B-2011 MOD
Chromium, Hexavalent ^b	< 0.49	0.49	mg/kg	1	12/12/25 13:23	ANJ	SW846 3060A/7199

(a) Saturated paste was generated on 11/12/25.

(b) Analysis performed at SGS Dayton, NJ.

RL = Reporting Limit

Report of Analysis

3.5
3

Client Sample ID: FL01-R@4'	
Lab Sample ID: DA77119-2	Date Sampled: 11/10/25
Matrix: SO - Soil	Date Received: 11/10/25
Method: SW846 8260D	Percent Solids: 80.7
Project: CDH: R+ R Farms 29L-441 WH	

Run #	File ID	DF	Analyzed	By	Prep Date	Prep Batch	Analytical Batch
Run #1	6V66399.D	1	11/14/25 10:19	MB	n/a	n/a	V6V3099
Run #2							

Run #	Initial Weight	Final Volume
Run #1	5.33 g	5.0 ml
Run #2		

VOA COGCC Table 915 soil list

CAS No.	Compound	Result	RL	Units	Q
71-43-2	Benzene	< 0.0012	0.0012	mg/kg	
100-41-4	Ethylbenzene	< 0.0023	0.0023	mg/kg	
108-88-3	Toluene	< 0.0023	0.0023	mg/kg	
95-63-6	1,2,4-Trimethylbenzene	< 0.0023	0.0023	mg/kg	
108-67-8	1,3,5-Trimethylbenzene	< 0.0023	0.0023	mg/kg	
	m,p-Xylene	< 0.0023	0.0023	mg/kg	
95-47-6	o-Xylene	< 0.0023	0.0023	mg/kg	
1330-20-7	Xylene (total)	< 0.0023	0.0023	mg/kg	
	TPH-GRO (C6-C10)	< 0.23	0.23	mg/kg	

CAS No.	Surrogate Recoveries	Run# 1	Run# 2	Limits
1868-53-7	Dibromofluoromethane	97%		70-130%
2037-26-5	Toluene-D8	99%		70-130%
460-00-4	4-Bromofluorobenzene	100%		70-130%
17060-07-0	1,2-Dichloroethane-D4	100%		70-130%

RL = Reporting Limit
E = Indicates value exceeds calibration range

J = Indicates an estimated value
B = Indicates analyte found in associated method blank
N = Indicates presumptive evidence of a compound

Report of Analysis

3.5
3

Client Sample ID: FL01-R@4'	
Lab Sample ID: DA77119-2	Date Sampled: 11/10/25
Matrix: SO - Soil	Date Received: 11/10/25
Method: SW846 8270E SW846 3570	Percent Solids: 80.7
Project: CDH: R+ R Farms 29L-441 WH	

Run #	File ID	DF	Analyzed	By	Prep Date	Prep Batch	Analytical Batch
Run #1	9G002798.D	1	11/16/25 04:28	ZL	11/12/25 16:00	OP29241	E9G110
Run #2							

Run #	Initial Weight	Final Volume
Run #1	5.2 g	10.0 ml
Run #2		

COGCC Table 915-1 PAH List

CAS No.	Compound	Result	RL	Units	Q
83-32-9	Acenaphthene	< 0.0048	0.0048	mg/kg	
120-12-7	Anthracene	< 0.0048	0.0048	mg/kg	
56-55-3	Benzo(a)anthracene	< 0.0060	0.0060	mg/kg	
205-99-2	Benzo(b)fluoranthene	< 0.0048	0.0048	mg/kg	
207-08-9	Benzo(k)fluoranthene	< 0.0048	0.0048	mg/kg	
50-32-8	Benzo(a)pyrene	< 0.0048	0.0048	mg/kg	
218-01-9	Chrysene	< 0.0048	0.0048	mg/kg	
53-70-3	Dibenzo(a,h)anthracene	< 0.0048	0.0048	mg/kg	
206-44-0	Fluoranthene	< 0.0048	0.0048	mg/kg	
86-73-7	Fluorene	< 0.0048	0.0048	mg/kg	
193-39-5	Indeno(1,2,3-cd)pyrene	< 0.0048	0.0048	mg/kg	
90-12-0	1-Methylnaphthalene	< 0.0048	0.0048	mg/kg	
91-57-6	2-Methylnaphthalene	< 0.0048	0.0048	mg/kg	
91-20-3	Naphthalene	< 0.0024	0.0024	mg/kg	
129-00-0	Pyrene	< 0.0048	0.0048	mg/kg	

CAS No.	Surrogate Recoveries	Run# 1	Run# 2	Limits
321-60-8	2-Fluorobiphenyl	91%		22-138%
4165-60-0	Nitrobenzene-d5	122%		32-143%
1718-51-0	Terphenyl-d14	67%		48-149%

RL = Reporting Limit
E = Indicates value exceeds calibration range

J = Indicates an estimated value
B = Indicates analyte found in associated method blank
N = Indicates presumptive evidence of a compound

Report of Analysis

3.5
3

Client Sample ID: FL01-R@4'	
Lab Sample ID: DA77119-2	Date Sampled: 11/10/25
Matrix: SO - Soil	Date Received: 11/10/25
Method: SW846-8015C SW846 3570	Percent Solids: 80.7
Project: CDH: R+ R Farms 29L-441 WH	

Run #	File ID	DF	Analyzed	By	Prep Date	Prep Batch	Analytical Batch
Run #1	FH082699.D	1	11/14/25 05:17	JB	11/12/25 13:00	OP29245	GFH24037
Run #2							

Run #	Initial Weight	Final Volume
Run #1	5.0 g	10.0 ml
Run #2		

DRO C10-C28, ORO > C28-C36

CAS No.	Compound	Result	RL	Units	Q
	TPH-DRO (C10-C28)	8.77	5.0	mg/kg	
	TPH-ORO (> C28-C36)	14.5	7.4	mg/kg	

CAS No.	Surrogate Recoveries	Run# 1	Run# 2	Limits
84-15-1	o-Terphenyl	100%		20-142%

RL = Reporting Limit
E = Indicates value exceeds calibration range

J = Indicates an estimated value
B = Indicates analyte found in associated method blank
N = Indicates presumptive evidence of a compound

Report of Analysis

Client Sample ID: FL01-R@4'		Date Sampled: 11/10/25
Lab Sample ID: DA77119-2A		Date Received: 11/10/25
Matrix: SO - Soil		Percent Solids: 80.7
Project: CDH: R+ R Farms 29L-441 WH		

SAR Metals Analysis

Analyte	Result	RL	Units	DF	Prep	Analyzed By	Method	Prep Method
Calcium	45.1	6.0	mg/l	1	11/12/25	11/17/25 BR	SW846 6010C ¹	USDA HANDBOOK 60 ²
Magnesium	12.9	3.0	mg/l	1	11/12/25	11/17/25 BR	SW846 6010C ¹	USDA HANDBOOK 60 ²
Sodium	24.7	6.0	mg/l	1	11/12/25	11/17/25 BR	SW846 6010C ¹	USDA HANDBOOK 60 ²

(1) Instrument QC Batch: MA19843

(2) Prep QC Batch: MP44362

RL = Reporting Limit

Report of Analysis

Client Sample ID: FL01-R@4'		Date Sampled: 11/10/25
Lab Sample ID: DA77119-2A		Date Received: 11/10/25
Matrix: SO - Soil		Percent Solids: 80.7
Project: CDH: R+ R Farms 29L-441 WH		

General Chemistry

Analyte	Result	RL	Units	DF	Analyzed	By	Method
Sodium Adsorption Ratio ^a	0.834		ratio	1	11/17/25 12:30	BR	USDA HANDBOOK 60

(a) Calculated as: $(Na \text{ meq/L}) / \sqrt{[(Ca \text{ meq/L}) + (Mg \text{ meq/L})/2]}$

RL = Reporting Limit

Report of Analysis

Client Sample ID: FL01-R@4'	
Lab Sample ID: DA77119-2B	Date Sampled: 11/10/25
Matrix: SO - Soil	Date Received: 11/10/25
	Percent Solids: 80.7
Project: CDH: R+ R Farms 29L-441 WH	

Hot Water Soluble Boron Metals Analysis

Analyte	Result	RL	Units	DF	Prep	Analyzed By	Method	Prep Method
Boron	< 0.50	0.50	mg/l	1	11/11/25	11/25/25 BR	SW846 6010C ¹	HWS-B ²

(1) Instrument QC Batch: MA19878

(2) Prep QC Batch: MP44321

RL = Reporting Limit

Report of Analysis

Client Sample ID: FL01-R@4'	Date Sampled: 11/10/25
Lab Sample ID: DA77119-2C	Date Received: 11/10/25
Matrix: SO - Soil	Percent Solids: 80.7
Project: CDH: R+ R Farms 29L-441 WH	

Metals Analysis

Analyte	Result	RL	Units	DF	Prep	Analyzed By	Method	Prep Method
Arsenic	4.6	0.18	mg/kg	10	11/11/25	11/20/25 GS	SW846 6020B ¹	SW846 3050B ²
Barium	358	1.8	mg/kg	10	11/11/25	11/20/25 GS	SW846 6020B ¹	SW846 3050B ²
Cadmium	0.18	0.089	mg/kg	10	11/11/25	11/20/25 GS	SW846 6020B ¹	SW846 3050B ²
Copper	15.5	1.8	mg/kg	10	11/11/25	11/20/25 GS	SW846 6020B ¹	SW846 3050B ²
Lead	12.5	0.45	mg/kg	10	11/11/25	11/20/25 GS	SW846 6020B ¹	SW846 3050B ²
Nickel	10.1	1.8	mg/kg	10	11/11/25	11/20/25 GS	SW846 6020B ¹	SW846 3050B ²
Selenium	0.35	0.18	mg/kg	10	11/11/25	11/20/25 GS	SW846 6020B ¹	SW846 3050B ²
Silver	< 0.089	0.089	mg/kg	10	11/11/25	11/20/25 GS	SW846 6020B ¹	SW846 3050B ²
Zinc	51.6	8.9	mg/kg	10	11/11/25	11/20/25 GS	SW846 6020B ¹	SW846 3050B ²

(1) Instrument QC Batch: MA19858

(2) Prep QC Batch: MP44322

RL = Reporting Limit

Report of Analysis

Client Sample ID: FL01-R@4'	Date Sampled: 11/10/25
Lab Sample ID: DA77119-2C	Date Received: 11/10/25
Matrix: SO - Soil	Percent Solids: 80.7
Project: CDH: R+ R Farms 29L-441 WH	

General Chemistry

Analyte	Result	RL	Units	DF	Analyzed	By	Method
pH-saturated paste method							
pH ^a	8.15		su	1	11/12/25 14:04	SN	WREP-125,4E-SATPASTE
prep: DEPT.OF AG, BOOK N9							
Specific Conductivity ^a	0.50	0.0010	mmhos/cm	1	11/12/25 13:00	SN	SM 2510B-2011 MOD
Chromium, Hexavalent ^b	< 0.49	0.49	mg/kg	1	12/12/25 13:48	ANJ	SW846 3060A/7199

(a) Saturated paste was generated on 11/12/25.

(b) Analysis performed at SGS Dayton, NJ.

RL = Reporting Limit

Report of Analysis

Client Sample ID: BKG01@4'	Date Sampled: 11/10/25
Lab Sample ID: DA77119-3	Date Received: 11/10/25
Matrix: SO - Soil	Percent Solids: 79.1
Project: CDH: R+ R Farms 29L-441 WH	

Metals Analysis

Analyte	Result	RL	Units	DF	Prep	Analyzed By	Method	Prep Method
Arsenic	5.7	0.20	mg/kg	10	11/11/25	11/20/25 GS	SW846 6020B ¹	SW846 3050B ²
Barium	364	2.0	mg/kg	10	11/11/25	11/20/25 GS	SW846 6020B ¹	SW846 3050B ²
Cadmium	0.12	0.099	mg/kg	10	11/11/25	11/20/25 GS	SW846 6020B ¹	SW846 3050B ²
Copper	14.7	2.0	mg/kg	10	11/11/25	11/20/25 GS	SW846 6020B ¹	SW846 3050B ²
Lead	15.8	0.49	mg/kg	10	11/11/25	11/20/25 GS	SW846 6020B ¹	SW846 3050B ²
Nickel	8.1	2.0	mg/kg	10	11/11/25	11/20/25 GS	SW846 6020B ¹	SW846 3050B ²
Selenium	0.27	0.20	mg/kg	10	11/11/25	11/20/25 GS	SW846 6020B ¹	SW846 3050B ²
Silver	< 0.099	0.099	mg/kg	10	11/11/25	11/20/25 GS	SW846 6020B ¹	SW846 3050B ²
Zinc	49.1	9.9	mg/kg	10	11/11/25	11/20/25 GS	SW846 6020B ¹	SW846 3050B ²

(1) Instrument QC Batch: MA19858

(2) Prep QC Batch: MP44322

RL = Reporting Limit

Report of Analysis

Client Sample ID: BKG01@4'	Date Sampled: 11/10/25
Lab Sample ID: DA77119-3	Date Received: 11/10/25
Matrix: SO - Soil	Percent Solids: 79.1
Project: CDH: R+ R Farms 29L-441 WH	

General Chemistry

Analyte	Result	RL	Units	DF	Analyzed	By	Method
%solids							
Solids, Percent	79.1		%	1	11/11/25	LM	SM2540G-2011 M
pH-saturated paste method							
pH ^a	7.66		su	1	11/12/25 14:04	SN	WREP-125,4E-SATPASTE
prep: DEPT.OF AG, BOOK N9							
Specific Conductivity ^a	3.4	0.0010	mmhos/cm	1	11/12/25 13:00	SN	SM 2510B-2011 MOD
Chromium, Hexavalent ^b	< 0.52	0.52	mg/kg	1	12/12/25 14:04	ANJ	SW846 3060A/7199

(a) Saturated paste was generated on 11/12/25.

(b) Analysis performed at SGS Dayton, NJ.

RL = Reporting Limit

Report of Analysis

Client Sample ID: BKG01@4'	Date Sampled: 11/10/25
Lab Sample ID: DA77119-3A	Date Received: 11/10/25
Matrix: SO - Soil	Percent Solids: 79.1
Project: CDH: R+ R Farms 29L-441 WH	

SAR Metals Analysis

Analyte	Result	RL	Units	DF	Prep	Analyzed By	Method	Prep Method
Calcium	380	6.0	mg/l	1	11/12/25	11/17/25 BR	SW846 6010C ¹	USDA HANDBOOK 60 ²
Magnesium	134	3.0	mg/l	1	11/12/25	11/17/25 BR	SW846 6010C ¹	USDA HANDBOOK 60 ²
Sodium	225	6.0	mg/l	1	11/12/25	11/17/25 BR	SW846 6010C ¹	USDA HANDBOOK 60 ²

(1) Instrument QC Batch: MA19843

(2) Prep QC Batch: MP44362

RL = Reporting Limit

Report of Analysis

Client Sample ID: BKG01@4'	Date Sampled: 11/10/25
Lab Sample ID: DA77119-3A	Date Received: 11/10/25
Matrix: SO - Soil	Percent Solids: 79.1
Project: CDH: R+ R Farms 29L-441 WH	

General Chemistry

Analyte	Result	RL	Units	DF	Analyzed	By	Method
Sodium Adsorption Ratio ^a	2.53		ratio	1	11/17/25 12:31	BR	USDA HANDBOOK 60

(a) Calculated as: $(Na \text{ meq/L}) / \sqrt{[(Ca \text{ meq/L}) + (Mg \text{ meq/L})/2]}$

RL = Reporting Limit

Report of Analysis

Client Sample ID: BKG01@4'	Date Sampled: 11/10/25
Lab Sample ID: DA77119-3B	Date Received: 11/10/25
Matrix: SO - Soil	Percent Solids: 79.1
Project: CDH: R+ R Farms 29L-441 WH	

Hot Water Soluble Boron Metals Analysis

Analyte	Result	RL	Units	DF	Prep	Analyzed By	Method	Prep Method
Boron	0.581	0.50	mg/l	1	11/11/25	11/25/25 BR	SW846 6010C ¹	HWS-B ²

(1) Instrument QC Batch: MA19878

(2) Prep QC Batch: MP44321

RL = Reporting Limit

Report of Analysis

Client Sample ID: BKG02@4'	Date Sampled: 11/10/25
Lab Sample ID: DA77119-4	Date Received: 11/10/25
Matrix: SO - Soil	Percent Solids: 93.3
Project: CDH: R+ R Farms 29L-441 WH	

Metals Analysis

Analyte	Result	RL	Units	DF	Prep	Analyzed By	Method	Prep Method
Arsenic	1.1	0.18	mg/kg	10	11/11/25	11/20/25 GS	SW846 6020B ¹	SW846 3050B ²
Barium	39.9	1.8	mg/kg	10	11/11/25	11/20/25 GS	SW846 6020B ¹	SW846 3050B ²
Cadmium	< 0.091	0.091	mg/kg	10	11/11/25	11/20/25 GS	SW846 6020B ¹	SW846 3050B ²
Copper	3.5	1.8	mg/kg	10	11/11/25	11/20/25 GS	SW846 6020B ¹	SW846 3050B ²
Lead	3.3	0.45	mg/kg	10	11/11/25	11/20/25 GS	SW846 6020B ¹	SW846 3050B ²
Nickel	2.9	1.8	mg/kg	10	11/11/25	11/20/25 GS	SW846 6020B ¹	SW846 3050B ²
Selenium	< 0.18	0.18	mg/kg	10	11/11/25	11/20/25 GS	SW846 6020B ¹	SW846 3050B ²
Silver	< 0.091	0.091	mg/kg	10	11/11/25	11/20/25 GS	SW846 6020B ¹	SW846 3050B ²
Zinc	12.3	9.1	mg/kg	10	11/11/25	11/20/25 GS	SW846 6020B ¹	SW846 3050B ²

(1) Instrument QC Batch: MA19858

(2) Prep QC Batch: MP44322

RL = Reporting Limit

Report of Analysis

Client Sample ID: BKG02@4'	Date Sampled: 11/10/25
Lab Sample ID: DA77119-4	Date Received: 11/10/25
Matrix: SO - Soil	Percent Solids: 93.3
Project: CDH: R+ R Farms 29L-441 WH	

General Chemistry

Analyte	Result	RL	Units	DF	Analyzed	By	Method
%solids							
Solids, Percent	93.3		%	1	11/11/25	LM	SM2540G-2011 M
pH-saturated paste method							
pH ^a	8.21		su	1	11/12/25 14:04	SN	WREP-125,4E-SATPASTE
prep: DEPT.OF AG, BOOK N9							
Specific Conductivity ^a	0.77	0.0010	mmhos/cm	1	11/12/25 13:00	SN	SM 2510B-2011 MOD
Chromium, Hexavalent ^b	< 0.44	0.44	mg/kg	1	12/12/25 14:20	ANJ	SW846 3060A/7199

(a) Saturated paste was generated on 11/12/25.

(b) Analysis performed at SGS Dayton, NJ.

RL = Reporting Limit

Report of Analysis

Client Sample ID: BKG02@4'	
Lab Sample ID: DA77119-4A	Date Sampled: 11/10/25
Matrix: SO - Soil	Date Received: 11/10/25
	Percent Solids: 93.3
Project: CDH: R+ R Farms 29L-441 WH	

SAR Metals Analysis

Analyte	Result	RL	Units	DF	Prep	Analyzed By	Method	Prep Method
Calcium	33.3	6.0	mg/l	1	11/12/25	11/17/25 BR	SW846 6010C ¹	USDA HANDBOOK 60 ²
Magnesium	11.7	3.0	mg/l	1	11/12/25	11/17/25 BR	SW846 6010C ¹	USDA HANDBOOK 60 ²
Sodium	86.9	6.0	mg/l	1	11/12/25	11/17/25 BR	SW846 6010C ¹	USDA HANDBOOK 60 ²

(1) Instrument QC Batch: MA19843

(2) Prep QC Batch: MP44362

RL = Reporting Limit

Report of Analysis

Client Sample ID: BKG02@4'	Date Sampled: 11/10/25
Lab Sample ID: DA77119-4A	Date Received: 11/10/25
Matrix: SO - Soil	Percent Solids: 93.3
Project: CDH: R+ R Farms 29L-441 WH	

General Chemistry

Analyte	Result	RL	Units	DF	Analyzed	By	Method
Sodium Adsorption Ratio ^a	3.30		ratio	1	11/17/25 12:33	BR	USDA HANDBOOK 60

(a) Calculated as: $(Na \text{ meq/L}) / \sqrt{[(Ca \text{ meq/L}) + (Mg \text{ meq/L})/2]}$

RL = Reporting Limit

Report of Analysis

Client Sample ID: BKG02@4'		Date Sampled: 11/10/25
Lab Sample ID: DA77119-4B		Date Received: 11/10/25
Matrix: SO - Soil		Percent Solids: 93.3
Project: CDH: R+ R Farms 29L-441 WH		

Hot Water Soluble Boron Metals Analysis

Analyte	Result	RL	Units	DF	Prep	Analyzed By	Method	Prep Method
Boron	< 0.50	0.50	mg/l	1	11/11/25	11/25/25 BR	SW846 6010C ¹	HWS-B ²

(1) Instrument QC Batch: MA19878

(2) Prep QC Batch: MP44321

RL = Reporting Limit

Report of Analysis

Client Sample ID: BKG03@4'	Date Sampled: 11/10/25
Lab Sample ID: DA77119-5	Date Received: 11/10/25
Matrix: SO - Soil	Percent Solids: 96.8
Project: CDH: R+ R Farms 29L-441 WH	

Metals Analysis

Analyte	Result	RL	Units	DF	Prep	Analyzed By	Method	Prep Method
Arsenic	0.90	0.17	mg/kg	10	11/11/25	11/20/25 GS	SW846 6020B ¹	SW846 3050B ²
Barium	24.0	1.7	mg/kg	10	11/11/25	11/20/25 GS	SW846 6020B ¹	SW846 3050B ²
Cadmium	< 0.087	0.087	mg/kg	10	11/11/25	11/20/25 GS	SW846 6020B ¹	SW846 3050B ²
Copper	2.2	1.7	mg/kg	10	11/11/25	11/20/25 GS	SW846 6020B ¹	SW846 3050B ²
Lead	2.5	0.43	mg/kg	10	11/11/25	11/20/25 GS	SW846 6020B ¹	SW846 3050B ²
Nickel	1.9	1.7	mg/kg	10	11/11/25	11/20/25 GS	SW846 6020B ¹	SW846 3050B ²
Selenium	< 0.17	0.17	mg/kg	10	11/11/25	11/20/25 GS	SW846 6020B ¹	SW846 3050B ²
Silver	< 0.087	0.087	mg/kg	10	11/11/25	11/20/25 GS	SW846 6020B ¹	SW846 3050B ²
Zinc	8.9	8.7	mg/kg	10	11/11/25	11/20/25 GS	SW846 6020B ¹	SW846 3050B ²

(1) Instrument QC Batch: MA19858

(2) Prep QC Batch: MP44322

RL = Reporting Limit

Report of Analysis

Client Sample ID: BKG03@4'	Date Sampled: 11/10/25
Lab Sample ID: DA77119-5	Date Received: 11/10/25
Matrix: SO - Soil	Percent Solids: 96.8
Project: CDH: R+ R Farms 29L-441 WH	

General Chemistry

Analyte	Result	RL	Units	DF	Analyzed	By	Method
%solids							
Solids, Percent	96.8		%	1	11/11/25	LM	SM2540G-2011 M
pH-saturated paste method							
pH ^a	8.23		su	1	11/12/25 14:04	SN	WREP-125,4E-SATPASTE
prep: DEPT.OF AG, BOOK N9							
Specific Conductivity ^a	0.59	0.0010	mmhos/cm	1	11/12/25 13:00	SN	SM 2510B-2011 MOD
Chromium, Hexavalent ^b	< 0.43	0.43	mg/kg	1	12/12/25 14:28	ANJ	SW846 3060A/7199

(a) Saturated paste was generated on 11/12/25.

(b) Analysis performed at SGS Dayton, NJ.

RL = Reporting Limit

Report of Analysis

Client Sample ID: BKG03@4'	Date Sampled: 11/10/25
Lab Sample ID: DA77119-5A	Date Received: 11/10/25
Matrix: SO - Soil	Percent Solids: 96.8
Project: CDH: R+ R Farms 29L-441 WH	

SAR Metals Analysis

Analyte	Result	RL	Units	DF	Prep	Analyzed By	Method	Prep Method
Calcium	25.8	6.0	mg/l	1	11/12/25	11/17/25 BR	SW846 6010C ¹	USDA HANDBOOK 60 ²
Magnesium	8.96	3.0	mg/l	1	11/12/25	11/17/25 BR	SW846 6010C ¹	USDA HANDBOOK 60 ²
Sodium	68.5	6.0	mg/l	1	11/12/25	11/17/25 BR	SW846 6010C ¹	USDA HANDBOOK 60 ²

(1) Instrument QC Batch: MA19843

(2) Prep QC Batch: MP44362

RL = Reporting Limit

Report of Analysis

Client Sample ID: BKG03@4'	Date Sampled: 11/10/25
Lab Sample ID: DA77119-5A	Date Received: 11/10/25
Matrix: SO - Soil	Percent Solids: 96.8
Project: CDH: R+ R Farms 29L-441 WH	

General Chemistry

Analyte	Result	RL	Units	DF	Analyzed	By	Method
Sodium Adsorption Ratio ^a	2.96		ratio	1	11/17/25 12:37	BR	USDA HANDBOOK 60

(a) Calculated as: $(Na \text{ meq/L}) / \sqrt{[(Ca \text{ meq/L}) + (Mg \text{ meq/L})/2]}$

RL = Reporting Limit

Report of Analysis

Client Sample ID: BKG03@4'	
Lab Sample ID: DA77119-5B	Date Sampled: 11/10/25
Matrix: SO - Soil	Date Received: 11/10/25
	Percent Solids: 96.8
Project: CDH: R+ R Farms 29L-441 WH	

Hot Water Soluble Boron Metals Analysis

Analyte	Result	RL	Units	DF	Prep	Analyzed By	Method	Prep Method
Boron	< 0.50	0.50	mg/l	1	11/11/25	11/25/25 BR	SW846 6010C ¹	HWS-B ²

(1) Instrument QC Batch: MA19878

(2) Prep QC Batch: MP44321

RL = Reporting Limit

Misc. Forms

Custody Documents and Other Forms

Includes the following where applicable:

- Chain of Custody

MS Volatiles

QC Data Summaries

Includes the following where applicable:

- Method Blank Summaries
- Blank Spike Summaries
- Matrix Spike and Duplicate Summaries

Method Blank Summary

Job Number: DA77119
Account: CHEVRCOG Chevron USA, Inc.
Project: CDH: R+ R Farms 29L-441 WH

Sample	File ID	DF	Analyzed	By	Prep Date	Prep Batch	Analytical Batch
V6V3099-MB	6V66382.D	1	11/14/25	MB	n/a	n/a	V6V3099

The QC reported here applies to the following samples:

Method: SW846 8260D

DA77119-1, DA77119-2

CAS No.	Compound	Result	RL	Units	Q
71-43-2	Benzene	ND	1.0	ug/kg	
100-41-4	Ethylbenzene	ND	2.0	ug/kg	
108-88-3	Toluene	ND	2.0	ug/kg	
95-63-6	1,2,4-Trimethylbenzene	ND	2.0	ug/kg	
108-67-8	1,3,5-Trimethylbenzene	ND	2.0	ug/kg	
	m,p-Xylene	ND	2.0	ug/kg	
95-47-6	o-Xylene	ND	2.0	ug/kg	
1330-20-7	Xylene (total)	ND	2.0	ug/kg	
	TPH-GRO (C6-C10)	ND	200	ug/kg	

CAS No.	Surrogate Recoveries	Limits	
1868-53-7	Dibromofluoromethane	96%	70-130%
2037-26-5	Toluene-D8	98%	70-130%
460-00-4	4-Bromofluorobenzene	102%	70-130%
17060-07-0	1,2-Dichloroethane-D4	106%	70-130%

Blank Spike Summary

Job Number: DA77119
Account: CHEVRCOG Chevron USA, Inc.
Project: CDH: R+ R Farms 29L-441 WH

Sample	File ID	DF	Analyzed	By	Prep Date	Prep Batch	Analytical Batch
V6V3099-BS	6V66380.D	1	11/14/25	MB	n/a	n/a	V6V3099

The QC reported here applies to the following samples:

Method: SW846 8260D

DA77119-1, DA77119-2

CAS No.	Compound	Spike ug/kg	BSP ug/kg	BSP %	Limits
71-43-2	Benzene	50	52.8	106	70-130
100-41-4	Ethylbenzene	50	54.1	108	70-130
108-88-3	Toluene	50	51.6	103	70-130
95-63-6	1,2,4-Trimethylbenzene	50	52.9	106	70-134
108-67-8	1,3,5-Trimethylbenzene	50	53.5	107	70-134
	m,p-Xylene	100	106	106	70-130
95-47-6	o-Xylene	50	55.8	112	70-136
1330-20-7	Xylene (total)	150	162	108	70-131

CAS No.	Surrogate Recoveries	BSP	Limits
1868-53-7	Dibromofluoromethane	96%	70-130%
2037-26-5	Toluene-D8	102%	70-130%
460-00-4	4-Bromofluorobenzene	103%	70-130%
17060-07-0	1,2-Dichloroethane-D4	97%	70-130%

* = Outside of Control Limits.

Blank Spike Summary

Job Number: DA77119
Account: CHEVRCOG Chevron USA, Inc.
Project: CDH: R+ R Farms 29L-441 WH

Sample	File ID	DF	Analyzed	By	Prep Date	Prep Batch	Analytical Batch
V6V3099-BS	6V66381.D	1	11/14/25	MB	n/a	n/a	V6V3099

The QC reported here applies to the following samples:

Method: SW846 8260D

DA77119-1, DA77119-2

CAS No.	Compound	Spike ug/kg	BSP ug/kg	BSP %	Limits
	TPH-GRO (C6-C10)	2000	2160	108	64-144

CAS No.	Surrogate Recoveries	BSP	Limits
1868-53-7	Dibromofluoromethane	95%	70-130%
2037-26-5	Toluene-D8	103%	70-130%
460-00-4	4-Bromofluorobenzene	100%	70-130%
17060-07-0	1,2-Dichloroethane-D4	98%	70-130%

* = Outside of Control Limits.

Matrix Spike/Matrix Spike Duplicate Summary

Job Number: DA77119
Account: CHEVRCOG Chevron USA, Inc.
Project: CDH: R+ R Farms 29L-441 WH

Sample	File ID	DF	Analyzed	By	Prep Date	Prep Batch	Analytical Batch
DA77114-4MS	6V66385.D	1	11/14/25	MB	n/a	n/a	V6V3099
DA77114-4MSD	6V66386.D	1	11/14/25	MB	n/a	n/a	V6V3099
DA77114-4	6V66383.D	1	11/14/25	MB	n/a	n/a	V6V3099

The QC reported here applies to the following samples:

Method: SW846 8260D

DA77119-1, DA77119-2

CAS No.	Compound	DA77114-4 ug/kg	Spike Q ug/kg	MS ug/kg	MS %	Spike ug/kg	MSD ug/kg	MSD %	RPD	Limits Rec/RPD
71-43-2	Benzene	< 1.1	53.7	51.4	96	54.7	55.8	102	8	44-150/44
100-41-4	Ethylbenzene	< 2.3	53.7	50.0	93	54.7	55.5	102	10	41-149/49
108-88-3	Toluene	< 2.3	53.7	47.0	87	54.7	52.4	96	11	40-149/47
95-63-6	1,2,4-Trimethylbenzene	< 2.3	53.7	43.9	82	54.7	52.7	96	18	26-164/57
108-67-8	1,3,5-Trimethylbenzene	< 2.3	53.7	45.1	84	54.7	53.9	99	18	30-161/60
	m,p-Xylene	< 2.3	107	97.5	91	109	108	99	10	36-152/49
95-47-6	o-Xylene	< 2.3	53.7	50.8	95	54.7	57.7	106	13	33-168/49
1330-20-7	Xylene (total)	< 2.3	161	148	92	164	166	101	11	36-157/49

CAS No.	Surrogate Recoveries	MS	MSD	DA77114-4	Limits
1868-53-7	Dibromofluoromethane	95%	102%	103%	70-130%
2037-26-5	Toluene-D8	99%	102%	99%	70-130%
460-00-4	4-Bromofluorobenzene	99%	102%	96%	70-130%
17060-07-0	1,2-Dichloroethane-D4	99%	97%	105%	70-130%

* = Outside of Control Limits.

5.3.1
5

Matrix Spike/Matrix Spike Duplicate Summary

Job Number: DA77119
Account: CHEVRCOG Chevron USA, Inc.
Project: CDH: R+ R Farms 29L-441 WH

Sample	File ID	DF	Analyzed	By	Prep Date	Prep Batch	Analytical Batch
DA77114-5MS	6V66387.D	1	11/14/25	MB	n/a	n/a	V6V3099
DA77114-5MSD	6V66388.D	1	11/14/25	MB	n/a	n/a	V6V3099
DA77114-5	6V66384.D	1	11/14/25	MB	n/a	n/a	V6V3099

The QC reported here applies to the following samples:

Method: SW846 8260D

DA77119-1, DA77119-2

CAS No.	Compound	DA77114-5 ug/kg	Spike Q ug/kg	MS ug/kg	MS %	Spike ug/kg	MSD ug/kg	MSD %	RPD	Limits Rec/RPD
	TPH-GRO (C6-C10)	< 240	2370	1880	79	2250	1790	79	5	18-158/83

CAS No.	Surrogate Recoveries	MS	MSD	DA77114-5	Limits
1868-53-7	Dibromofluoromethane	95%	99%	101%	70-130%
2037-26-5	Toluene-D8	100%	101%	102%	70-130%
460-00-4	4-Bromofluorobenzene	99%	98%	99%	70-130%
17060-07-0	1,2-Dichloroethane-D4	103%	102%	104%	70-130%

* = Outside of Control Limits.

5.3.2
5

MS Semi-volatiles

QC Data Summaries

Includes the following where applicable:

- Method Blank Summaries
- Blank Spike Summaries
- Matrix Spike and Duplicate Summaries

Method Blank Summary

Job Number: DA77119
Account: CHEVRCOG Chevron USA, Inc.
Project: CDH: R+ R Farms 29L-441 WH

Sample	File ID	DF	Analyzed	By	Prep Date	Prep Batch	Analytical Batch
OP29241-MB	9G002792.D	1	11/16/25	ZL	11/12/25	OP29241	E9G110

The QC reported here applies to the following samples:

Method: SW846 8270E

DA77119-1, DA77119-2

CAS No.	Compound	Result	RL	Units	Q
83-32-9	Acenaphthene	ND	4.0	ug/kg	
120-12-7	Anthracene	ND	4.0	ug/kg	
56-55-3	Benzo(a)anthracene	ND	5.0	ug/kg	
205-99-2	Benzo(b)fluoranthene	ND	4.0	ug/kg	
207-08-9	Benzo(k)fluoranthene	ND	4.0	ug/kg	
50-32-8	Benzo(a)pyrene	ND	4.0	ug/kg	
218-01-9	Chrysene	ND	4.0	ug/kg	
53-70-3	Dibenzo(a,h)anthracene	ND	4.0	ug/kg	
206-44-0	Fluoranthene	ND	4.0	ug/kg	
86-73-7	Fluorene	ND	4.0	ug/kg	
193-39-5	Indeno(1,2,3-cd)pyrene	ND	4.0	ug/kg	
90-12-0	1-Methylnaphthalene	ND	4.0	ug/kg	
91-57-6	2-Methylnaphthalene	ND	4.0	ug/kg	
91-20-3	Naphthalene	ND	2.0	ug/kg	
129-00-0	Pyrene	ND	4.0	ug/kg	

CAS No.	Surrogate Recoveries	Limits	
321-60-8	2-Fluorobiphenyl	94%	22-138%
4165-60-0	Nitrobenzene-d5	97%	32-143%
1718-51-0	Terphenyl-d14	100%	48-149%

Blank Spike Summary

Job Number: DA77119
Account: CHEVRCOG Chevron USA, Inc.
Project: CDH: R+ R Farms 29L-441 WH

Sample	File ID	DF	Analyzed	By	Prep Date	Prep Batch	Analytical Batch
OP29241-BS	9G002793.D	1	11/16/25	ZL	11/12/25	OP29241	E9G110

The QC reported here applies to the following samples:

Method: SW846 8270E

DA77119-1, DA77119-2

CAS No.	Compound	Spike ug/kg	BSP ug/kg	BSP %	Limits
83-32-9	Acenaphthene	200	173	87	46-152
120-12-7	Anthracene	200	233	117	65-147
56-55-3	Benzo(a)anthracene	200	215	108	64-144
205-99-2	Benzo(b)fluoranthene	200	222	111	70-154
207-08-9	Benzo(k)fluoranthene	200	219	110	70-158
50-32-8	Benzo(a)pyrene	200	220	110	64-159
218-01-9	Chrysene	200	236	118	70-156
53-70-3	Dibenzo(a,h)anthracene	200	204	102	63-156
206-44-0	Fluoranthene	200	240	120	62-155
86-73-7	Fluorene	200	190	95	55-151
193-39-5	Indeno(1,2,3-cd)pyrene	200	204	102	67-156
90-12-0	1-Methylnaphthalene	200	149	75	21-168
91-57-6	2-Methylnaphthalene	200	146	73	18-161
91-20-3	Naphthalene	200	141	71	2-173
129-00-0	Pyrene	200	230	115	61-158

CAS No.	Surrogate Recoveries	BSP	Limits
321-60-8	2-Fluorobiphenyl	121%	22-138%
4165-60-0	Nitrobenzene-d5	135%	32-143%
1718-51-0	Terphenyl-d14	116%	48-149%

* = Outside of Control Limits.

Matrix Spike/Matrix Spike Duplicate Summary

Job Number: DA77119
Account: CHEVRCOG Chevron USA, Inc.
Project: CDH: R+ R Farms 29L-441 WH

Sample	File ID	DF	Analyzed	By	Prep Date	Prep Batch	Analytical Batch
OP29241-MS	9G002794.D	1	11/16/25	ZL	11/12/25	OP29241	E9G110
OP29241-MSD	9G002795.D	1	11/16/25	ZL	11/12/25	OP29241	E9G110
DA77120-5	9G002796.D	1	11/16/25	ZL	11/12/25	OP29241	E9G110

The QC reported here applies to the following samples:

Method: SW846 8270E

DA77119-1, DA77119-2

CAS No.	Compound	DA77120-5 ug/kg	Spike Q ug/kg	MS ug/kg	MS %	Spike ug/kg	MSD ug/kg	MSD %	RPD	Limits Rec/RPD
83-32-9	Acenaphthene	< 4.1	207	197	95	207	191	92	3	30-148/32
120-12-7	Anthracene	< 4.1	207	237	114	207	231	112	3	40-148/33
56-55-3	Benzo(a)anthracene	< 5.2	207	216	104	207	211	102	2	44-144/32
205-99-2	Benzo(b)fluoranthene	< 4.1	207	204	99	207	196	95	4	36-166/43
207-08-9	Benzo(k)fluoranthene	< 4.1	207	205	99	207	197	95	4	43-165/41
50-32-8	Benzo(a)pyrene	< 4.1	207	215	104	207	208	100	3	41-161/37
218-01-9	Chrysene	< 4.1	207	220	106	207	216	104	2	52-152/32
53-70-3	Dibenzo(a,h)anthracene	< 4.1	207	199	96	207	190	92	5	42-155/36
206-44-0	Fluoranthene	< 4.1	207	236	114	207	227	110	4	40-151/34
86-73-7	Fluorene	< 4.1	207	222	107	207	207	100	7	34-149/34
193-39-5	Indeno(1,2,3-cd)pyrene	< 4.1	207	192	93	207	184	89	4	41-156/37
90-12-0	1-Methylnaphthalene	< 4.1	207	169	82	207	174	84	3	23-149/36
91-57-6	2-Methylnaphthalene	< 4.1	207	164	79	207	172	83	5	18-144/35
91-20-3	Naphthalene	< 2.1	207	178	86	207	183	88	3	18-150/32
129-00-0	Pyrene	< 4.1	207	228	110	207	222	107	3	38-156/33

CAS No.	Surrogate Recoveries	MS	MSD	DA77120-5	Limits
321-60-8	2-Fluorobiphenyl	103%	98%	111%	22-138%
4165-60-0	Nitrobenzene-d5	127%	120%	135%	32-143%
1718-51-0	Terphenyl-d14	89%	84%	96%	48-149%

* = Outside of Control Limits.

GC/LC Semi-volatiles

QC Data Summaries

Includes the following where applicable:

- Method Blank Summaries
- Blank Spike Summaries
- Matrix Spike and Duplicate Summaries

Method Blank Summary

Job Number: DA77119
Account: CHEVRCOG Chevron USA, Inc.
Project: CDH: R+ R Farms 29L-441 WH

Sample	File ID	DF	Analyzed	By	Prep Date	Prep Batch	Analytical Batch
OP29245-MB	FH082680.D	1	11/14/25	JB	11/12/25	OP29245	GFH24037

The QC reported here applies to the following samples:

Method: SW846-8015C

DA77119-1, DA77119-2

CAS No.	Compound	Result	RL	Units	Q
	TPH-DRO (C10-C28)	ND	4.0	mg/kg	
	TPH-ORO (> C28-C36)	ND	6.0	mg/kg	

CAS No.	Surrogate Recoveries	Limits
84-15-1	o-Terphenyl	97% 20-142%

7.1.1

7

Blank Spike Summary

Job Number: DA77119
Account: CHEVRCOG Chevron USA, Inc.
Project: CDH: R+ R Farms 29L-441 WH

Sample	File ID	DF	Analyzed	By	Prep Date	Prep Batch	Analytical Batch
OP29245-BS1	FH082681.D	1	11/14/25	JB	11/12/25	OP29245	GFH24037

The QC reported here applies to the following samples:

Method: SW846-8015C

DA77119-1, DA77119-2

CAS No.	Compound	Spike mg/kg	BSP mg/kg	BSP %	Limits
	TPH-DRO (C10-C28)	200	175	88	70-130

CAS No.	Surrogate Recoveries	BSP	Limits
84-15-1	o-Terphenyl	94%	20-142%

* = Outside of Control Limits.

Blank Spike Summary

Job Number: DA77119
Account: CHEVRCOG Chevron USA, Inc.
Project: CDH: R+ R Farms 29L-441 WH

Sample	File ID	DF	Analyzed	By	Prep Date	Prep Batch	Analytical Batch
OP29245-BS2	FH082682.D	1	11/14/25	JB	11/12/25	OP29245	GFH24037

The QC reported here applies to the following samples:

Method: SW846-8015C

DA77119-1, DA77119-2

CAS No.	Compound	Spike mg/kg	BSP mg/kg	BSP %	Limits
	TPH-ORO (> C28-C36)	200	172	86	70-138

CAS No.	Surrogate Recoveries	BSP	Limits
84-15-1	o-Terphenyl	94%	20-142%

* = Outside of Control Limits.

Matrix Spike/Matrix Spike Duplicate Summary

Job Number: DA77119
Account: CHEVRCOG Chevron USA, Inc.
Project: CDH: R+ R Farms 29L-441 WH

Sample	File ID	DF	Analyzed	By	Prep Date	Prep Batch	Analytical Batch
OP29245-MS1	FH082683.D	1	11/14/25	JB	11/12/25	OP29245	GFH24037
OP29245-MSD1	FH082684.D	1	11/14/25	JB	11/12/25	OP29245	GFH24037
DA77115-1	FH082687.D	1	11/14/25	JB	11/12/25	OP29245	GFH24037

The QC reported here applies to the following samples:

Method: SW846-8015C

DA77119-1, DA77119-2

CAS No.	Compound	DA77115-1 mg/kg	Spike Q mg/kg	MS mg/kg	MS %	Spike mg/kg	MSD mg/kg	MSD %	RPD	Limits Rec/RPD
	TPH-DRO (C10-C28)	< 4.1	204	168	82	203	163	80	3	59-130/30

CAS No.	Surrogate Recoveries	MS	MSD	DA77115-1	Limits
84-15-1	o-Terphenyl	91%	93%	93%	20-142%

* = Outside of Control Limits.

Matrix Spike/Matrix Spike Duplicate Summary

Job Number: DA77119
Account: CHEVRCOG Chevron USA, Inc.
Project: CDH: R+ R Farms 29L-441 WH

Sample	File ID	DF	Analyzed	By	Prep Date	Prep Batch	Analytical Batch
OP29245-MS2	FH082685.D	1	11/14/25	JB	11/12/25	OP29245	GFH24037
OP29245-MSD2	FH082686.D	1	11/14/25	JB	11/12/25	OP29245	GFH24037
DA77115-2	FH082688.D	1	11/14/25	JB	11/12/25	OP29245	GFH24037

The QC reported here applies to the following samples:

Method: SW846-8015C

DA77119-1, DA77119-2

CAS No.	Compound	DA77115-2 mg/kg	Spike mg/kg	MS mg/kg	MS %	Spike mg/kg	MSD mg/kg	MSD %	RPD	Limits Rec/RPD
	TPH-ORO (> C28-C36)	< 6.2	200	170	85	199	158	79	7	70-153/30

CAS No.	Surrogate Recoveries	MS	MSD	DA77115-2	Limits
84-15-1	o-Terphenyl	94%	94%	93%	20-142%

* = Outside of Control Limits.

Metals Analysis

QC Data Summaries

Includes the following where applicable:

- Method Blank Summaries
- Matrix Spike and Duplicate Summaries
- Blank Spike and Lab Control Sample Summaries
- Serial Dilution Summaries

BLANK RESULTS SUMMARY
Part 2 - Method Blanks

Login Number: DA77119
Account: CHEVROG - Chevron USA, Inc.
Project: CDH: R+R Farms 29L-441 WH

QC Batch ID: MP44321
Matrix Type: AQUEOUS

Methods: SW846 6010C
Units: ug/l

Prep Date: 11/11/25

Metal	RL	IDL	MDL	MB raw	final
Aluminum	500	9.9	75		
Antimony	150	30	34		
Arsenic	130	11	23		
Barium	50	.95	6.5		
Beryllium	50	.5	6.5		
Boron	250	6.3	32	12.0	<250
Cadmium	50	1.1	6.5		
Calcium	2000	28	250		
Chromium	50	3.4	6.5		
Cobalt	25	4.1	3.2		
Copper	50	2.5	6.5		
Iron	350	9.3	60		
Lead	250	21	32		
Lithium	25	10	6.5		
Magnesium	1000	35	130		
Manganese	25	.85	3.2		
Molybdenum	50	13	14		
Nickel	150	5.7	19		
Phosphorus	500	58	80		
Potassium	5000	180	630		
Selenium	250	46	110		
Silicon	1000	210	750		
Silver	150	2.8	19		
Sodium	2000	43	250		
Strontium	25	.5	3.2		
Thallium	50	30	22		
Tin	300	17	260		
Titanium	50	2.2	6.5		
Uranium	250	57	43		
Vanadium	50	5.2	6.5		
Zinc	150	3.4	19		

Associated samples MP44321: DA77119-1B, DA77119-2B, DA77119-3B, DA77119-4B, DA77119-5B

Results < IDL are shown as zero for calculation purposes
(*) Outside of QC limits

BLANK RESULTS SUMMARY
Part 2 - Method Blanks

Login Number: DA77119
Account: CHEVRCOG - Chevron USA, Inc.
Project: CDH: R+R Farms 29L-441 WH


QC Batch ID: MP44321
Matrix Type: AQUEOUS

Methods: SW846 6010C
Units: ug/l

Prep Date: 11/11/25

Metal	RL	IDL	MDL	MB raw	final
-------	----	-----	-----	-----------	-------

(anr) Analyte not requested



8.1.1
8

MATRIX SPIKE AND DUPLICATE RESULTS SUMMARY

Login Number: DA77119
 Account: CHEVRCOG - Chevron USA, Inc.
 Project: CDH: R+R Farms 29L-441 WH

QC Batch ID: MP44321
 Matrix Type: AQUEOUS

Methods: SW846 6010C
 Units: ug/l

Prep Date: 11/11/25 11/11/25

Metal	DA77120-3B Original	DUP	RPD	QC Limits	DA77120-3B Original MS	Spikelot ICPAL6	% Rec	QC Limits
Aluminum								
Antimony								
Arsenic								
Barium								
Beryllium								
Boron	105	93.0	12.1	0-20	105	12100	10000	120.0 75-125
Cadmium								
Calcium								
Chromium								
Cobalt								
Copper								
Iron								
Lead								
Lithium								
Magnesium								
Manganese								
Molybdenum								
Nickel								
Phosphorus								
Potassium								
Selenium								
Silicon								
Silver								
Sodium								
Strontium								
Thallium								
Tin								
Titanium								
Uranium								
Vanadium								
Zinc								

Associated samples MP44321: DA77119-1B, DA77119-2B, DA77119-3B, DA77119-4B, DA77119-5B

Results < IDL are shown as zero for calculation purposes
 (*) Outside of QC limits

8.12
8

MATRIX SPIKE AND DUPLICATE RESULTS SUMMARY

Login Number: DA77119
 Account: CHEVRCOG - Chevron USA, Inc.
 Project: CDH: R+R Farms 29L-441 WH


QC Batch ID: MP44321
 Matrix Type: AQUEOUS

Methods: SW846 6010C
 Units: ug/l

Prep Date: 11/11/25 11/11/25

Metal	DA77120-3B Original DUP	RPD	QC Limits	DA77120-3B Original MS	Spikelot ICPAL6	% Rec	QC Limits
-------	----------------------------	-----	--------------	---------------------------	--------------------	-------	--------------

(N) Matrix Spike Rec. outside of QC limits
 (anr) Analyte not requested



8.1.2
8

SPIKE BLANK AND LAB CONTROL SAMPLE SUMMARY

Login Number: DA77119
 Account: CHEVRCOG - Chevron USA, Inc.
 Project: CDH: R+R Farms 29L-441 WH

QC Batch ID: MP44321
 Matrix Type: AQUEOUS

Methods: SW846 6010C
 Units: ug/l

Prep Date: 11/11/25

Metal	BSP Result	Spikelot ICPALL6	% Rec	QC Limits
Aluminum				
Antimony				
Arsenic				
Barium				
Beryllium				
Boron	11000	10000	110.0	80-120
Cadmium				
Calcium				
Chromium				
Cobalt				
Copper				
Iron				
Lead				
Lithium				
Magnesium				
Manganese				
Molybdenum				
Nickel				
Phosphorus				
Potassium				
Selenium				
Silicon				
Silver				
Sodium				
Strontium				
Thallium				
Tin				
Titanium				
Uranium				
Vanadium				
Zinc				

Associated samples MP44321: DA77119-1B, DA77119-2B, DA77119-3B, DA77119-4B, DA77119-5B

Results < IDL are shown as zero for calculation purposes
 (*) Outside of QC limits

8.1.3
8

SPIKE BLANK AND LAB CONTROL SAMPLE SUMMARY

Login Number: DA77119
Account: CHEVRCOG - Chevron USA, Inc.
Project: CDH: R+R Farms 29L-441 WH


QC Batch ID: MP44321
Matrix Type: AQUEOUS

Methods: SW846 6010C
Units: ug/l

Prep Date: 11/11/25

Metal	BSP Result	Spikelot ICPALL6	% Rec	QC Limits
-------	---------------	---------------------	-------	--------------

(anr) Analyte not requested



8.1.3

8

SERIAL DILUTION RESULTS SUMMARY

Login Number: DA77119
 Account: CHEVRCOG - Chevron USA, Inc.
 Project: CDH: R+R Farms 29L-441 WH

QC Batch ID: MP44321
 Matrix Type: AQUEOUS

Methods: SW846 6010C
 Units: ug/l

Prep Date: 11/11/25

Metal	DA77120-3B Original SDL 1:5	%DIF	QC Limits
Aluminum			
Antimony			
Arsenic			
Barium			
Beryllium			
Boron	20.9	25.4	21.5 (a) 0-10
Cadmium			
Calcium			
Chromium			
Cobalt			
Copper			
Iron			
Lead			
Lithium			
Magnesium			
Manganese			
Molybdenum			
Nickel			
Phosphorus			
Potassium			
Selenium			
Silicon			
Silver			
Sodium			
Strontium			
Thallium			
Tin			
Titanium			
Uranium			
Vanadium			
Zinc			

Associated samples MP44321: DA77119-1B, DA77119-2B, DA77119-3B, DA77119-4B, DA77119-5B

Results < IDL are shown as zero for calculation purposes
 (*) Outside of QC limits

8.1.4
 8

SERIAL DILUTION RESULTS SUMMARY

Login Number: DA77119
Account: CHEVRCOG - Chevron USA, Inc.
Project: CDH: R+R Farms 29L-441 WH

QC Batch ID: MP44321
Matrix Type: AQUEOUS

Methods: SW846 6010C
Units: ug/l

Prep Date: 11/11/25

Metal	DA77120-3B Original SDL 1:5	%DIF	QC Limits
-------	--------------------------------	------	--------------

(anr) Analyte not requested

(a) Percent difference acceptable due to low initial sample concentration (< 50 times IDL).

8.1.4

8

BLANK RESULTS SUMMARY
Part 2 - Method Blanks

Login Number: DA77119
Account: CHEVROG - Chevron USA, Inc.
Project: CDH: R+R Farms 29L-441 WH

QC Batch ID: MP44322
Matrix Type: SOLID

Methods: SW846 6020B
Units: mg/kg

Prep Date: 11/11/25

Metal	RL	IDL	MDL	MB raw	final
Aluminum	50	.52	5		
Antimony	0.40	.01	.05		
Arsenic	0.20	.05	.05	0.035	<0.20
Barium	2.0	.096	.24	0.90	<2.0
Beryllium	0.20	.077	.04		
Boron	40	18	10		
Cadmium	0.10	.03	.04	0.0021	<0.10
Calcium	400	25	30		
Chromium	2.0	.087	.6		
Cobalt	0.20	.04	.025		
Copper	2.0	.05	.25	0.15	<2.0
Iron	20	1.6	15		
Lead	0.50	.094	.2	0.0030	<0.50
Magnesium	100	10	10		
Manganese	1.0	.079	.2		
Molybdenum	1.0	.037	.27		
Nickel	2.0	.098	.2	0.011	<2.0
Phosphorus	60	7.6	25		
Potassium	200	2	25		
Selenium	0.20	.05	.05	0.012	<0.20
Silver	0.10	.0081	.03	0.0020	<0.10
Sodium	500	10	30		
Strontium	20	.1	1		
Thallium	0.20	.032	.04		
Tin	10	.22	4		
Titanium	2.0	.05	.3		
Uranium	0.20	.015	.1		
Vanadium	1.0	.14	.2		
Zinc	10	.05	1	0.20	<10

Associated samples MP44322: DA77119-3, DA77119-4, DA77119-5, DA77119-1C, DA77119-2C

Results < IDL are shown as zero for calculation purposes
(*) Outside of QC limits
(anr) Analyte not requested

8.2.1
8

MATRIX SPIKE AND DUPLICATE RESULTS SUMMARY

Login Number: DA77119
 Account: CHEVRCOG - Chevron USA, Inc.
 Project: CDH: R+R Farms 29L-441 WH

QC Batch ID: MP44322
 Matrix Type: SOLID

Methods: SW846 6020B
 Units: mg/kg

Prep Date: 11/11/25

Metal	DA77114-9 Original MS		Spike/lot ICPMS6	% Rec	QC Limits
Aluminum					
Antimony					
Arsenic	4.2	85.6	83.9	97.0	75-125
Barium	78.5	249	168	101.5	75-125
Beryllium					
Boron					
Cadmium	0.14	43.4	42	103.1	75-125
Calcium					
Chromium					
Cobalt					
Copper	6.5	48.5	42	100.1	75-125
Iron					
Lead	6.9	92.7	83.9	102.2	75-125
Magnesium					
Manganese					
Molybdenum					
Nickel	6.6	48.4	42	99.6	75-125
Phosphorus					
Potassium					
Selenium	0.21	81.1	83.9	96.4	75-125
Silver	0.028	17.3	16.8	102.9	75-125
Sodium					
Strontium					
Thallium					
Tin					
Titanium					
Uranium					
Vanadium					
Zinc	22.8	69.0	42	110.1	75-125

Associated samples MP44322: DA77119-3, DA77119-4, DA77119-5, DA77119-1C, DA77119-2C

Results < IDL are shown as zero for calculation purposes
 (*) Outside of QC limits
 (N) Matrix Spike Rec. outside of QC limits
 (anr) Analyte not requested

MATRIX SPIKE AND DUPLICATE RESULTS SUMMARY

Login Number: DA77119
 Account: CHEVRCOG - Chevron USA, Inc.
 Project: CDH: R+R Farms 29L-441 WH

QC Batch ID: MP44322
 Matrix Type: SOLID

Methods: SW846 6020B
 Units: mg/kg

Prep Date: 11/11/25

Metal	DA77114-9 Original MSD		Spike lot ICPMS6 % Rec		MSD RPD	QC Limit
Aluminum						
Antimony						
Arsenic	4.2	101	97.6	99.2	16.5	20
Barium	78.5	284	195	105.3	13.1	20
Beryllium						
Boron						
Cadmium	0.14	51.4	48.8	105.0	16.9	20
Calcium						
Chromium						
Cobalt						
Copper	6.5	55.5	48.8	100.4	13.5	20
Iron						
Lead	6.9	106	97.6	101.5	13.4	20
Magnesium						
Manganese						
Molybdenum						
Nickel	6.6	54.9	48.8	99.0	12.6	20
Phosphorus						
Potassium						
Selenium	0.21	96.5	97.6	98.7	17.3	20
Silver	0.028	20.3	19.5	103.9	16.0	20
Sodium						
Strontium						
Thallium						
Tin						
Titanium						
Uranium						
Vanadium						
Zinc	22.8	72.4	48.8	101.6	4.8	20

Associated samples MP44322: DA77119-3, DA77119-4, DA77119-5, DA77119-1C, DA77119-2C

Results < IDL are shown as zero for calculation purposes
 (*) Outside of QC limits
 (N) Matrix Spike Rec. outside of QC limits
 (anr) Analyte not requested

SPIKE BLANK AND LAB CONTROL SAMPLE SUMMARY

Login Number: DA77119
 Account: CHEVRCOG - Chevron USA, Inc.
 Project: CDH: R+R Farms 29L-441 WH

QC Batch ID: MP44322
 Matrix Type: SOLID

Methods: SW846 6020B
 Units: mg/kg

Prep Date: 11/11/25

Metal	BSP Result	Spikelot ICPMS6	% Rec	QC Limits
Aluminum				
Antimony				
Arsenic	102	100	102.0	80-120
Barium	200	200	100.0	80-120
Beryllium				
Boron				
Cadmium	51.7	50	103.4	80-120
Calcium				
Chromium				
Cobalt				
Copper	51.8	50	103.6	80-120
Iron				
Lead	102	100	102.0	80-120
Magnesium				
Manganese				
Molybdenum				
Nickel	51.6	50	103.2	80-120
Phosphorus				
Potassium				
Selenium	103	100	103.0	80-120
Silver	20.6	20	103.0	80-120
Sodium				
Strontium				
Thallium				
Tin				
Titanium				
Uranium				
Vanadium				
Zinc	50.3	50	100.6	80-120

Associated samples MP44322: DA77119-3, DA77119-4, DA77119-5, DA77119-1C, DA77119-2C

Results < IDL are shown as zero for calculation purposes
 (*) Outside of QC limits
 (anr) Analyte not requested

8.2.3
8

SERIAL DILUTION RESULTS SUMMARY

Login Number: DA77119
 Account: CHEVRCOG - Chevron USA, Inc.
 Project: CDH: R+R Farms 29L-441 WH

QC Batch ID: MP44322
 Matrix Type: SOLID

Methods: SW846 6020B
 Units: ug/l

Prep Date: 11/11/25

Metal	DA77114-9 Original SDL 10:50%DIF		QC Limits	
Aluminum				
Antimony				
Arsenic	47.5	47.6	0.1	0-20
Barium	895	913	1.9	0-20
Beryllium				
Boron				
Cadmium	1.64	1.72	4.9	0-20
Calcium				
Chromium				
Cobalt				
Copper	74.0	76.8	3.8	0-20
Iron				
Lead	79.0	78.2	1.0	0-20
Magnesium				
Manganese				
Molybdenum				
Nickel	75.2	74.6	0.7	0-20
Phosphorus				
Potassium				
Selenium	2.37	0.00	100.0(a)	0-20
Silver	0.315	0.00	100.0(a)	0-20
Sodium				
Strontium				
Thallium				
Tin				
Titanium				
Uranium				
Vanadium				
Zinc	260	272	4.7	0-20

Associated samples MP44322: DA77119-3, DA77119-4, DA77119-5, DA77119-1C, DA77119-2C

Results < IDL are shown as zero for calculation purposes

(*) Outside of QC limits

(anr) Analyte not requested

(a) Percent difference acceptable due to low initial sample concentration (< 50 times IDL).

BLANK RESULTS SUMMARY
Part 2 - Method Blanks

Login Number: DA77119
Account: CHEVROG - Chevron USA, Inc.
Project: CDH: R+R Farms 29L-441 WH

QC Batch ID: MP44362
Matrix Type: AQUEOUS

Methods: SW846 6010C
Units: ug/l

Prep Date: 11/12/25

Metal	RL	IDL	MDL	MB raw	final
Aluminum	1500	30	230		
Antimony	450	90	100		
Arsenic	380	34	69		
Barium	150	2.9	20		
Beryllium	150	1.5	20		
Boron	750	19	95		
Cadmium	150	3.2	20		
Calcium	6000	84	750	128	<6000
Chromium	150	10	20		
Cobalt	75	12	9.5		
Copper	150	7.4	20		
Iron	1100	28	180		
Lead	750	63	95		
Lithium	75	30	20		
Magnesium	3000	110	380	22.5	<3000
Manganese	75	2.6	9.5		
Molybdenum	150	38	42		
Nickel	450	17	57		
Phosphorus	1500	170	240		
Potassium	15000	540	1900		
Selenium	750	140	320		
Silicon	3000	620	2300		
Silver	450	8.4	57		
Sodium	6000	130	750	54.0	<6000
Strontium	75	1.5	9.5		
Thallium	150	91	65		
Tin	900	51	770		
Titanium	150	6.5	20		
Uranium	750	170	130		
Vanadium	150	15	20		
Zinc	450	10	57		

Associated samples MP44362: DA77119-1A, DA77119-2A, DA77119-3A, DA77119-4A, DA77119-5A

Results < IDL are shown as zero for calculation purposes
(*) Outside of QC limits

BLANK RESULTS SUMMARY
Part 2 - Method Blanks

Login Number: DA77119
Account: CHEVRCOG - Chevron USA, Inc.
Project: CDH: R+R Farms 29L-441 WH


QC Batch ID: MP44362
Matrix Type: AQUEOUS

Methods: SW846 6010C
Units: ug/l

Prep Date: 11/12/25

Metal	RL	IDL	MDL	MB raw	final
-------	----	-----	-----	-----------	-------

(anr) Analyte not requested



8.3.1
8

MATRIX SPIKE AND DUPLICATE RESULTS SUMMARY

Login Number: DA77119
 Account: CHEVRCOG - Chevron USA, Inc.
 Project: CDH: R+R Farms 29L-441 WH

QC Batch ID: MP44362
 Matrix Type: AQUEOUS

Methods: SW846 6010C
 Units: ug/l

Prep Date: 11/12/25

Metal	DA77129-1A Original MS	Spikelot ICPAL6	% Rec	QC Limits	
Aluminum					
Antimony					
Arsenic					
Barium					
Beryllium					
Boron					
Cadmium					
Calcium	202000	548000	375000	92.3	75-125
Chromium					
Cobalt					
Copper					
Iron					
Lead					
Lithium					
Magnesium	45500	398000	375000	94.0	75-125
Manganese					
Molybdenum					
Nickel					
Phosphorus					
Potassium					
Selenium					
Silicon					
Silver					
Sodium	186000	501000	375000	84.0	75-125
Strontium					
Thallium					
Tin					
Titanium					
Uranium					
Vanadium					
Zinc					

Associated samples MP44362: DA77119-1A, DA77119-2A, DA77119-3A, DA77119-4A, DA77119-5A

Results < IDL are shown as zero for calculation purposes
 (*) Outside of QC limits

8.3.2
8

MATRIX SPIKE AND DUPLICATE RESULTS SUMMARY

Login Number: DA77119
Account: CHEVRCOG - Chevron USA, Inc.
Project: CDH: R+R Farms 29L-441 WH


QC Batch ID: MP44362
Matrix Type: AQUEOUS

Methods: SW846 6010C
Units: ug/l

Prep Date: 11/12/25

Metal	DA77129-1A Original MS	SpikeLot ICPAL6	% Rec	QC Limits
-------	---------------------------	--------------------	-------	--------------

(N) Matrix Spike Rec. outside of QC limits
(anr) Analyte not requested



8.3.2
8

MATRIX SPIKE AND DUPLICATE RESULTS SUMMARY

Login Number: DA77119
 Account: CHEVRCOG - Chevron USA, Inc.
 Project: CDH: R+R Farms 29L-441 WH

QC Batch ID: MP44362
 Matrix Type: AQUEOUS

Methods: SW846 6010C
 Units: ug/l

Prep Date: 11/12/25

Metal	DA77129-1A Original MSD	ICPAL6	SpikeLot % Rec	MSD RPD	QC Limit	
Aluminum						
Antimony						
Arsenic						
Barium						
Beryllium						
Boron						
Cadmium						
Calcium	202000	551000	375000	93.1	0.5	20
Chromium						
Cobalt						
Copper						
Iron						
Lead						
Lithium						
Magnesium	45500	400000	375000	94.5	0.5	20
Manganese						
Molybdenum						
Nickel						
Phosphorus						
Potassium						
Selenium						
Silicon						
Silver						
Sodium	186000	505000	375000	85.1	0.8	20
Strontium						
Thallium						
Tin						
Titanium						
Uranium						
Vanadium						
Zinc						

Associated samples MP44362: DA77119-1A, DA77119-2A, DA77119-3A, DA77119-4A, DA77119-5A

Results < IDL are shown as zero for calculation purposes
 (*) Outside of QC limits

8.3.2
8

MATRIX SPIKE AND DUPLICATE RESULTS SUMMARY

Login Number: DA77119
Account: CHEVRCOG - Chevron USA, Inc.
Project: CDH: R+R Farms 29L-441 WH


QC Batch ID: MP44362
Matrix Type: AQUEOUS

Methods: SW846 6010C
Units: ug/l

Prep Date: 11/12/25

Metal	DA77129-1A Original MSD	SpikeLot ICPAL6 % Rec	MSD RPD	QC Limit
-------	----------------------------	--------------------------	------------	-------------

(N) Matrix Spike Rec. outside of QC limits
(anr) Analyte not requested



8.3.2
8

SPIKE BLANK AND LAB CONTROL SAMPLE SUMMARY

Login Number: DA77119
 Account: CHEVRCOG - Chevron USA, Inc.
 Project: CDH: R+R Farms 29L-441 WH

QC Batch ID: MP44362
 Matrix Type: AQUEOUS

Methods: SW846 6010C
 Units: ug/l

Prep Date: 11/12/25

Metal	BSP Result	Spikelot ICPALL6	% Rec	QC Limits
Aluminum				
Antimony				
Arsenic				
Barium				
Beryllium				
Boron				
Cadmium				
Calcium	380000	375000	101.3	80-120
Chromium				
Cobalt				
Copper				
Iron				
Lead				
Lithium				
Magnesium	386000	375000	102.9	80-120
Manganese				
Molybdenum				
Nickel				
Phosphorus				
Potassium				
Selenium				
Silicon				
Silver				
Sodium	359000	375000	95.7	80-120
Strontium				
Thallium				
Tin				
Titanium				
Uranium				
Vanadium				
Zinc				

Associated samples MP44362: DA77119-1A, DA77119-2A, DA77119-3A, DA77119-4A, DA77119-5A

Results < IDL are shown as zero for calculation purposes
 (*) Outside of QC limits

8.3.3
8

SPIKE BLANK AND LAB CONTROL SAMPLE SUMMARY

Login Number: DA77119
Account: CHEVRCOG - Chevron USA, Inc.
Project: CDH: R+R Farms 29L-441 WH


QC Batch ID: MP44362
Matrix Type: AQUEOUS

Methods: SW846 6010C
Units: ug/l

Prep Date: 11/12/25

Metal	BSP Result	Spikelot ICPALL6	% Rec	QC Limits
-------	---------------	---------------------	-------	--------------

(anr) Analyte not requested



8.3.3
8

SERIAL DILUTION RESULTS SUMMARY

Login Number: DA77119
 Account: CHEVRCOG - Chevron USA, Inc.
 Project: CDH: R+R Farms 29L-441 WH

QC Batch ID: MP44362
 Matrix Type: AQUEOUS

Methods: SW846 6010C
 Units: ug/l

Prep Date: 11/12/25

Metal	DA77129-1A Original	SDL 1:5	%DIF	QC Limits
Aluminum				
Antimony				
Arsenic				
Barium				
Beryllium				
Boron				
Cadmium				
Calcium	13500	13700	2.0	0-10
Chromium				
Cobalt				
Copper				
Iron				
Lead				
Lithium				
Magnesium	3030	3020	0.4	0-10
Manganese				
Molybdenum				
Nickel				
Phosphorus				
Potassium				
Selenium				
Silicon				
Silver				
Sodium	12400	12200	1.9	0-10
Strontium				
Thallium				
Tin				
Titanium				
Uranium				
Vanadium				
Zinc				

Associated samples MP44362: DA77119-1A, DA77119-2A, DA77119-3A, DA77119-4A, DA77119-5A

Results < IDL are shown as zero for calculation purposes
 (*) Outside of QC limits

8.3.4
8

SERIAL DILUTION RESULTS SUMMARY

Login Number: DA77119
Account: CHEVRCOG - Chevron USA, Inc.
Project: CDH: R+R Farms 29L-441 WH


QC Batch ID: MP44362
Matrix Type: AQUEOUS

Methods: SW846 6010C
Units: ug/l

Prep Date: 11/12/25

Metal	DA77129-1A Original SDL 1:5	%DIF	QC Limits
-------	--------------------------------	------	--------------

(anr) Analyte not requested



General Chemistry

QC Data Summaries

Includes the following where applicable:

- Method Blank and Blank Spike Summaries
- Duplicate Summaries
- Matrix Spike Summaries

METHOD BLANK AND SPIKE RESULTS SUMMARY
GENERAL CHEMISTRY

Login Number: DA77119
Account: CHEVRCOG - Chevron USA, Inc.
Project: CDH: R+R Farms 29L-441 WH

Analyte	Batch ID	RL	MB Result	Units	Spike Amount	BSP Result	BSP %Recov	QC Limits
Specific Conductivity	GP40001/GN70670			mmhos/cm	1.409	1.4	99.7(a)	90-110%

Associated Samples:

Batch GP40001: DA77119-3, DA77119-4, DA77119-5, DA77119-1C, DA77119-2C

(*) Outside of QC limits

(a) Saturated paste was generated on 11/12/25.

DUPLICATE RESULTS SUMMARY
GENERAL CHEMISTRY

Login Number: DA77119
Account: CHEVRCOG - Chevron USA, Inc.
Project: CDH: R+R Farms 29L-441 WH

Analyte	Batch ID	QC Sample	Units	Original Result	DUP Result	RPD	QC Limits
Specific Conductivity	GP40001/GN70670	DA77129-1C	mmhos/cm	2.1	2.0(a)	4.3(a)	0-20%
pH	GN70666	DA77129-1C	su	7.84	7.84(a)	0.0(a)	0-5%

Associated Samples:

Batch GN70666: DA77119-3, DA77119-4, DA77119-5, DA77119-1C, DA77119-2C
Batch GP40001: DA77119-3, DA77119-4, DA77119-5, DA77119-1C, DA77119-2C

(*) Outside of QC limits

(a) Saturated paste was generated on 11/12/25.

Misc. Forms

Custody Documents and Other Forms

(SGS Dayton, NJ)

Includes the following where applicable:

- Chain of Custody

SGS Sample Receipt Summary

Job Number: DA77119

Client: _____

Project: _____

Date / Time Received: 11/12/2025 10:20:00 AM

Delivery Method: FEDEX

Airbill #'s: _____

Cooler Temps (Raw Measured) °C: Cooler 1: (2.8);

Cooler Temps (Corrected) °C: Cooler 1: (2.9);

Cooler Security

Y or N

Y or N

- | | | | | | |
|---------------------------|-------------------------------------|--------------------------|------------------------|-------------------------------------|--------------------------|
| 1. Custody Seals Present: | <input checked="" type="checkbox"/> | <input type="checkbox"/> | 3. COC Present: | <input checked="" type="checkbox"/> | <input type="checkbox"/> |
| 2. Custody Seals Intact: | <input checked="" type="checkbox"/> | <input type="checkbox"/> | 4. Smp'l Dates/Time OK | <input checked="" type="checkbox"/> | <input type="checkbox"/> |

Cooler Temperature

Y or N

- | | | |
|------------------------------|-------------------------------------|--------------------------|
| 1. Temp criteria achieved: | <input checked="" type="checkbox"/> | <input type="checkbox"/> |
| 2. Cooler temp verification: | <u>IR-50</u> | |
| 3. Cooler media: | <u>Ice (Bag)</u> | |
| 4. No. Coolers: | <u>1</u> | |

Quality Control Preservation

Y or N

N/A

- | | | | |
|---------------------------------|-------------------------------------|--------------------------|-------------------------------------|
| 1. Trip Blank present / cooler: | <input type="checkbox"/> | <input type="checkbox"/> | <input checked="" type="checkbox"/> |
| 2. Trip Blank listed on COC: | <input type="checkbox"/> | <input type="checkbox"/> | <input checked="" type="checkbox"/> |
| 3. Samples preserved properly: | <input checked="" type="checkbox"/> | <input type="checkbox"/> | |
| 4. VOCs headspace free: | <input type="checkbox"/> | <input type="checkbox"/> | <input checked="" type="checkbox"/> |

Sample Integrity - Documentation

Y or N

- | | | |
|--|-------------------------------------|--------------------------|
| 1. Sample labels present on bottles: | <input checked="" type="checkbox"/> | <input type="checkbox"/> |
| 2. Container labeling complete: | <input checked="" type="checkbox"/> | <input type="checkbox"/> |
| 3. Sample container label / COC agree: | <input checked="" type="checkbox"/> | <input type="checkbox"/> |

Sample Integrity - Condition

Y or N

- | | | |
|----------------------------------|-------------------------------------|--------------------------|
| 1. Sample recvd within HT: | <input checked="" type="checkbox"/> | <input type="checkbox"/> |
| 2. All containers accounted for: | <input checked="" type="checkbox"/> | <input type="checkbox"/> |
| 3. Condition of sample: | <u>Intact</u> | |

Sample Integrity - Instructions

Y or N

N/A

- | | | | |
|---|-------------------------------------|-------------------------------------|-------------------------------------|
| 1. Analysis requested is clear: | <input checked="" type="checkbox"/> | <input type="checkbox"/> | |
| 2. Bottles received for unspecified tests | <input type="checkbox"/> | <input checked="" type="checkbox"/> | |
| 3. Sufficient volume recvd for analysis: | <input checked="" type="checkbox"/> | <input type="checkbox"/> | |
| 4. Compositing instructions clear: | <input type="checkbox"/> | <input type="checkbox"/> | <input checked="" type="checkbox"/> |
| 5. Filtering instructions clear: | <input type="checkbox"/> | <input type="checkbox"/> | <input checked="" type="checkbox"/> |

Test Strip Lot #s: pH 1-12: 231619 pH 12+: 203117A Other: (Specify) _____

Comments

SM089-03
Rev. Date 12/7/17

General Chemistry

QC Data Summaries

(SGS Dayton, NJ)

Includes the following where applicable:

- Method Blank and Blank Spike Summaries
- Duplicate Summaries
- Matrix Spike Summaries



METHOD BLANK AND SPIKE RESULTS SUMMARY
GENERAL CHEMISTRY

Login Number: DA77119
Account: ALMS - SGS Wheat Ridge, CO
Project: CHEVRCOG: CDH: RTR Farms 29L-441 WH

Analyte	Batch ID	RL	MB Result	Units	Spike Amount	BSP Result	BSP %Recov	QC Limits
Chromium, Hexavalent	GP66077/GN77140	0.40	0.0	mg/kg	40	42.3	105.8	80-120%
Chromium, Hexavalent	GP66077/GN77140			mg/kg	1020	1030	100.7	80-120%

Associated Samples:

Batch GP66077: DA77119-3, DA77119-4, DA77119-5, DA77119-1C, DA77119-2C

(*) Outside of QC limits

11.1
11

DUPLICATE RESULTS SUMMARY
GENERAL CHEMISTRY

Login Number: DA77119
Account: ALMS - SGS Wheat Ridge, CO
Project: CHEVRCOG: CDH: RTR Farms 29L-441 WH

Analyte	Batch ID	QC Sample	Units	Original Result	DUP Result	RPD	QC Limits
Chromium, Hexavalent	GP66077/GN77140	DA77093-11C	mg/kg	0.59	0.63	6.6	0-20%

Associated Samples:

Batch GP66077: DA77119-3, DA77119-4, DA77119-5, DA77119-1C, DA77119-2C

(*) Outside of QC limits

11.2
11

MATRIX SPIKE RESULTS SUMMARY
GENERAL CHEMISTRY

Login Number: DA77119
Account: ALMS - SGS Wheat Ridge, CO
Project: CHEVRCOG: CDH: RTR Farms 29L-441 WH

Analyte	Batch ID	QC Sample	Units	Original Result	Spike Amount	MS Result	%Rec	QC Limits
Chromium, Hexavalent	GP66077/GN77140	DA77093-11C	mg/kg	0.59	46.7	24.2	50.6N(a)	75-125%
Chromium, Hexavalent	GP66077/GN77140	DA77093-11C	mg/kg	0.59	1370	1300	94.6(b)	75-125%

Associated Samples:

Batch GP66077: DA77119-3, DA77119-4, DA77119-5, DA77119-1C, DA77119-2C

(*) Outside of QC limits

(N) Matrix Spike Rec. outside of QC limits

(a) Soluble XCR matrix spike recovery indicates possible matrix interference. GOOD post spike recovery (101.6%) on this sample.

(b) Good recovery on insoluble XCR matrix spike. See additional comments on soluble matrix spike recovery.