

Civitas - CO

Sample Delivery Group: L1884466
Samples Received: 08/02/2025
Project Number: 240052,240053,240059
Description: Baker C Unit-61N68W 27SENE

Report To: Civitas-Tasman
4725 Independence
Suite 100
Wheat Ridge, CO 80033

Entire Report Reviewed By:



Mandi Edwards
Project Manager

Results relate only to the items tested or calibrated and are reported as rounded values. This test report shall not be reproduced, except in full, without written approval of the laboratory. Where applicable, sampling conducted by Pace Analytical National is performed per guidance provided in laboratory standard operating procedures ENV-SOP-MTJL-0067 and ENV-SOP-MTJL-0068. Where sampling conducted by the customer, results relate to the accuracy of the information provided, and as the samples are received.

Pace Analytical National

12065 Lebanon Rd Mount Juliet, TN 37122 615-758-5858 800-767-5859 mydata.pacelabs.com

TABLE OF CONTENTS

Cp: Cover Page	1
Tc: Table of Contents	2
Ss: Sample Summary	3
Cn: Case Narrative	6
Sr: Sample Results	7
SEP-B01@3' L1884466-01	7
SEP-N01@2' L1884466-02	9
SEP-N02@2' L1884466-03	11
SEP-S01@2' L1884466-04	13
SEP-S02@2' L1884466-05	15
SEP-E01@2' L1884466-06	17
SEP-W01@2' L1884466-07	19
AST1-B01R@3" L1884466-08	21
AST2-B01R@3" L1884466-09	22
AST3-B01R@3" L1884466-10	23
GW01 L1884466-11	24
Qc: Quality Control Summary	25
Gravimetric Analysis by Method 2540 C-2011	25
Wet Chemistry by Method 7199	26
Wet Chemistry by Method 9045D (S-1.10)	28
Wet Chemistry by Method 9050AMod (S-1.20)	30
Wet Chemistry by Method 9056A	31
Metals (ICP) by Method 6010D (S-7.10)	32
Metals (ICPMS) by Method 6020B	33
Volatile Organic Compounds (GC) by Method 8015D	34
Volatile Organic Compounds (GC/MS) by Method 8260D	36
Semi-Volatile Organic Compounds (GC) by Method 8015M	38
Semi Volatile Organic Compounds (GC/MS) by Method 8270E-SIM	41
Gl: Glossary of Terms	43
Al: Accreditations & Locations	44
Sc: Sample Chain of Custody	45

¹ Cp
² Tc
³ Ss
⁴ Cn
⁵ Sr
⁶ Qc
⁷ Gl
⁸ Al
⁹ Sc

SAMPLE SUMMARY

SEP-B01@3' L1884466-01

Collected by Don Tyson Collected date/time 08/01/25 09:00 Received date/time 08/02/25 08:00

Method	Batch	Dilution	Preparation date/time	Analysis date/time	Analyst	Location
Calculated Results	WG2576579	1	08/11/25 11:55	08/11/25 11:55	MAP	Mt. Juliet, TN
Wet Chemistry by Method 7199	WG2579937	1	08/20/25 19:23	08/27/25 21:51	EKB	Mt. Juliet, TN
Wet Chemistry by Method 9045D (S-1.10)	WG2579068	1	08/13/25 14:58	08/18/25 09:17	BJM	Mt. Juliet, TN
Wet Chemistry by Method 9050AMod (S-1.20)	WG2579078	1	08/13/25 15:09	08/21/25 09:52	BJM	Mt. Juliet, TN
Metals (ICP) by Method 6010D (S-7.10)	WG2576589	1	08/12/25 12:06	08/12/25 21:00	RLS	Mt. Juliet, TN
Metals (ICPMS) by Method 6020B	WG2575531	5	08/08/25 08:15	08/24/25 19:38	LD	Mt. Juliet, TN
Volatile Organic Compounds (GC) by Method 8015D	WG2572935	25	08/04/25 11:31	08/05/25 16:19	JHH	Mt. Juliet, TN
Volatile Organic Compounds (GC/MS) by Method 8260D	WG2573303	1	08/04/25 11:31	08/05/25 15:44	ACG	Mt. Juliet, TN
Semi-Volatile Organic Compounds (GC) by Method 8015M	WG2575522	1	08/08/25 08:58	08/08/25 14:39	KDB	Mt. Juliet, TN
Semi Volatile Organic Compounds (GC/MS) by Method 8270E-SIM	WG2575558	1	08/08/25 10:36	08/08/25 21:08	NJK	Mt. Juliet, TN

- 1 Cp
- 2 Tc
- 3 Ss
- 4 Cn
- 5 Sr
- 6 Qc
- 7 Gl
- 8 Al
- 9 Sc

SEP-N01@2' L1884466-02

Collected by Don Tyson Collected date/time 08/01/25 09:05 Received date/time 08/02/25 08:00

Method	Batch	Dilution	Preparation date/time	Analysis date/time	Analyst	Location
Calculated Results	WG2576579	1	08/11/25 11:57	08/11/25 11:57	MAP	Mt. Juliet, TN
Wet Chemistry by Method 7199	WG2579934	1	08/27/25 17:16	08/28/25 17:57	SET	Mt. Juliet, TN
Wet Chemistry by Method 9045D (S-1.10)	WG2579068	1	08/13/25 14:58	08/18/25 09:17	BJM	Mt. Juliet, TN
Wet Chemistry by Method 9050AMod (S-1.20)	WG2579078	1	08/13/25 15:09	08/21/25 09:52	BJM	Mt. Juliet, TN
Metals (ICP) by Method 6010D (S-7.10)	WG2576589	1	08/12/25 12:06	08/12/25 21:03	RLS	Mt. Juliet, TN
Metals (ICPMS) by Method 6020B	WG2575531	5	08/08/25 08:15	08/24/25 19:41	LD	Mt. Juliet, TN
Volatile Organic Compounds (GC) by Method 8015D	WG2572935	25	08/04/25 11:31	08/05/25 16:38	JHH	Mt. Juliet, TN
Volatile Organic Compounds (GC/MS) by Method 8260D	WG2573303	1	08/04/25 11:31	08/05/25 16:06	ACG	Mt. Juliet, TN
Semi-Volatile Organic Compounds (GC) by Method 8015M	WG2575522	1	08/08/25 08:58	08/08/25 14:52	KDB	Mt. Juliet, TN
Semi Volatile Organic Compounds (GC/MS) by Method 8270E-SIM	WG2575558	1	08/08/25 10:36	08/08/25 21:26	NJK	Mt. Juliet, TN

SEP-N02@2' L1884466-03

Collected by Don Tyson Collected date/time 08/01/25 09:10 Received date/time 08/02/25 08:00

Method	Batch	Dilution	Preparation date/time	Analysis date/time	Analyst	Location
Calculated Results	WG2576579	1	08/11/25 11:58	08/11/25 11:58	MAP	Mt. Juliet, TN
Wet Chemistry by Method 7199	WG2579934	1	08/27/25 17:16	08/28/25 18:18	SET	Mt. Juliet, TN
Wet Chemistry by Method 9045D (S-1.10)	WG2579068	1	08/13/25 14:58	08/18/25 09:17	BJM	Mt. Juliet, TN
Wet Chemistry by Method 9050AMod (S-1.20)	WG2579078	1	08/13/25 15:09	08/21/25 09:52	BJM	Mt. Juliet, TN
Metals (ICP) by Method 6010D (S-7.10)	WG2576589	1	08/12/25 12:06	08/12/25 21:07	RLS	Mt. Juliet, TN
Metals (ICPMS) by Method 6020B	WG2575531	5	08/08/25 08:15	08/24/25 19:45	LD	Mt. Juliet, TN
Volatile Organic Compounds (GC) by Method 8015D	WG2572935	25	08/04/25 11:31	08/05/25 16:58	JHH	Mt. Juliet, TN
Volatile Organic Compounds (GC/MS) by Method 8260D	WG2573303	1	08/04/25 11:31	08/05/25 16:28	ACG	Mt. Juliet, TN
Semi-Volatile Organic Compounds (GC) by Method 8015M	WG2575533	1	08/08/25 13:33	08/08/25 19:57	MAA	Mt. Juliet, TN
Semi Volatile Organic Compounds (GC/MS) by Method 8270E-SIM	WG2575558	1	08/08/25 10:36	08/08/25 21:43	NJK	Mt. Juliet, TN

SEP-S01@2' L1884466-04

Collected by Don Tyson Collected date/time 08/01/25 09:15 Received date/time 08/02/25 08:00

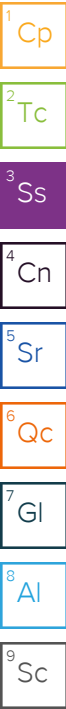
Method	Batch	Dilution	Preparation date/time	Analysis date/time	Analyst	Location
Calculated Results	WG2576579	1	08/11/25 12:00	08/11/25 12:00	MAP	Mt. Juliet, TN
Wet Chemistry by Method 7199	WG2579934	1	08/27/25 17:16	08/28/25 18:29	SET	Mt. Juliet, TN
Wet Chemistry by Method 9045D (S-1.10)	WG2579068	1	08/13/25 14:58	08/18/25 09:17	BJM	Mt. Juliet, TN
Wet Chemistry by Method 9050AMod (S-1.20)	WG2579078	1	08/13/25 15:09	08/21/25 09:52	BJM	Mt. Juliet, TN
Metals (ICP) by Method 6010D (S-7.10)	WG2576589	1	08/12/25 12:06	08/12/25 21:10	RLS	Mt. Juliet, TN
Metals (ICPMS) by Method 6020B	WG2575531	5	08/08/25 08:15	08/24/25 19:48	LD	Mt. Juliet, TN
Volatile Organic Compounds (GC) by Method 8015D	WG2572935	25	08/04/25 11:31	08/05/25 17:17	JHH	Mt. Juliet, TN
Volatile Organic Compounds (GC/MS) by Method 8260D	WG2573303	1	08/04/25 11:31	08/05/25 16:50	ACG	Mt. Juliet, TN

SAMPLE SUMMARY

SEP-S01@2' L1884466-04

Collected by Don Tyson Collected date/time 08/01/25 09:15 Received date/time 08/02/25 08:00

Method	Batch	Dilution	Preparation date/time	Analysis date/time	Analyst	Location
Semi-Volatile Organic Compounds (GC) by Method 8015M	WG2575951	1	08/09/25 07:03	08/10/25 02:47	MAA	Mt. Juliet, TN
Semi Volatile Organic Compounds (GC/MS) by Method 8270E-SIM	WG2575558	1	08/08/25 10:36	08/08/25 22:00	NJK	Mt. Juliet, TN



SEP-S02@2' L1884466-05

Collected by Don Tyson Collected date/time 08/01/25 09:20 Received date/time 08/02/25 08:00

Method	Batch	Dilution	Preparation date/time	Analysis date/time	Analyst	Location
Calculated Results	WG2576579	1	08/11/25 12:02	08/11/25 12:02	MAP	Mt. Juliet, TN
Wet Chemistry by Method 7199	WG2579934	1	08/27/25 17:16	08/28/25 18:39	SET	Mt. Juliet, TN
Wet Chemistry by Method 9045D (S-1.10)	WG2579068	1	08/13/25 14:58	08/18/25 09:17	BJM	Mt. Juliet, TN
Wet Chemistry by Method 9050AMod (S-1.20)	WG2579078	1	08/13/25 15:09	08/21/25 09:52	BJM	Mt. Juliet, TN
Metals (ICP) by Method 6010D (S-7.10)	WG2576589	1	08/12/25 12:06	08/12/25 21:13	RLS	Mt. Juliet, TN
Metals (ICPMS) by Method 6020B	WG2575531	5	08/08/25 08:15	08/24/25 19:51	LD	Mt. Juliet, TN
Volatile Organic Compounds (GC) by Method 8015D	WG2572935	25	08/04/25 11:31	08/05/25 17:36	JHH	Mt. Juliet, TN
Volatile Organic Compounds (GC/MS) by Method 8260D	WG2573303	1	08/04/25 11:31	08/05/25 17:12	ACG	Mt. Juliet, TN
Semi-Volatile Organic Compounds (GC) by Method 8015M	WG2575951	1	08/09/25 07:03	08/10/25 03:43	MAA	Mt. Juliet, TN
Semi Volatile Organic Compounds (GC/MS) by Method 8270E-SIM	WG2575558	1	08/08/25 10:36	08/08/25 22:18	NJK	Mt. Juliet, TN

SEP-E01@2' L1884466-06

Collected by Don Tyson Collected date/time 08/01/25 09:25 Received date/time 08/02/25 08:00

Method	Batch	Dilution	Preparation date/time	Analysis date/time	Analyst	Location
Calculated Results	WG2576579	1	08/11/25 12:03	08/11/25 12:03	MAP	Mt. Juliet, TN
Wet Chemistry by Method 7199	WG2579934	1	08/27/25 17:16	08/28/25 18:50	SET	Mt. Juliet, TN
Wet Chemistry by Method 9045D (S-1.10)	WG2579068	1	08/13/25 14:58	08/18/25 09:17	BJM	Mt. Juliet, TN
Wet Chemistry by Method 9050AMod (S-1.20)	WG2579078	1	08/13/25 15:09	08/21/25 09:52	BJM	Mt. Juliet, TN
Metals (ICP) by Method 6010D (S-7.10)	WG2576589	1	08/12/25 12:06	08/12/25 21:16	RLS	Mt. Juliet, TN
Metals (ICPMS) by Method 6020B	WG2575531	5	08/08/25 08:15	08/24/25 19:54	LD	Mt. Juliet, TN
Volatile Organic Compounds (GC) by Method 8015D	WG2572943	25	08/04/25 11:31	08/05/25 12:03	CDD	Mt. Juliet, TN
Volatile Organic Compounds (GC/MS) by Method 8260D	WG2573303	1	08/04/25 11:31	08/05/25 17:34	ACG	Mt. Juliet, TN
Semi-Volatile Organic Compounds (GC) by Method 8015M	WG2575951	1	08/09/25 07:03	08/10/25 03:01	MAA	Mt. Juliet, TN
Semi Volatile Organic Compounds (GC/MS) by Method 8270E-SIM	WG2575558	1	08/08/25 10:36	08/08/25 22:35	NJK	Mt. Juliet, TN

SEP-W01@2' L1884466-07

Collected by Don Tyson Collected date/time 08/01/25 09:30 Received date/time 08/02/25 08:00

Method	Batch	Dilution	Preparation date/time	Analysis date/time	Analyst	Location
Calculated Results	WG2576579	1	08/11/25 12:05	08/11/25 12:05	MAP	Mt. Juliet, TN
Wet Chemistry by Method 7199	WG2579934	1	08/27/25 17:16	08/28/25 19:00	SET	Mt. Juliet, TN
Wet Chemistry by Method 9045D (S-1.10)	WG2579068	1	08/13/25 14:58	08/18/25 09:17	BJM	Mt. Juliet, TN
Wet Chemistry by Method 9050AMod (S-1.20)	WG2579078	1	08/13/25 15:09	08/21/25 09:52	BJM	Mt. Juliet, TN
Metals (ICP) by Method 6010D (S-7.10)	WG2576589	1	08/12/25 12:06	08/12/25 22:52	RLS	Mt. Juliet, TN
Metals (ICPMS) by Method 6020B	WG2575531	5	08/08/25 08:15	08/24/25 19:58	LD	Mt. Juliet, TN
Volatile Organic Compounds (GC) by Method 8015D	WG2572943	25	08/04/25 11:31	08/05/25 12:25	CDD	Mt. Juliet, TN
Volatile Organic Compounds (GC/MS) by Method 8260D	WG2573303	1	08/04/25 11:31	08/05/25 17:55	ACG	Mt. Juliet, TN
Semi-Volatile Organic Compounds (GC) by Method 8015M	WG2575951	1	08/09/25 07:03	08/10/25 03:15	MAA	Mt. Juliet, TN
Semi Volatile Organic Compounds (GC/MS) by Method 8270E-SIM	WG2575558	1	08/08/25 10:36	08/08/25 22:53	NJK	Mt. Juliet, TN

SAMPLE SUMMARY

AST1-B01R@3" L1884466-08

Collected by Don Tyson Collected date/time 08/01/25 09:35 Received date/time 08/02/25 08:00

Method	Batch	Dilution	Preparation date/time	Analysis date/time	Analyst	Location
Wet Chemistry by Method 7199	WG2579934	1	08/27/25 17:16	08/28/25 19:11	SET	Mt. Juliet, TN
Wet Chemistry by Method 9045D (S-1.10)	WG2579239	1	08/13/25 17:10	08/19/25 07:50	BJM	Mt. Juliet, TN

1 Cp

2 Tc

3 Ss

AST2-B01R@3" L1884466-09

Collected by Don Tyson Collected date/time 08/01/25 09:40 Received date/time 08/02/25 08:00

Method	Batch	Dilution	Preparation date/time	Analysis date/time	Analyst	Location
Wet Chemistry by Method 9045D (S-1.10)	WG2579239	1	08/13/25 17:10	08/19/25 07:50	BJM	Mt. Juliet, TN

4 Cn

5 Sr

6 Qc

AST3-B01R@3" L1884466-10

Collected by Don Tyson Collected date/time 08/01/25 09:45 Received date/time 08/02/25 08:00

Method	Batch	Dilution	Preparation date/time	Analysis date/time	Analyst	Location
Wet Chemistry by Method 9045D (S-1.10)	WG2579239	1	08/13/25 17:10	08/19/25 07:50	BJM	Mt. Juliet, TN

7 Gl

8 Al

GW01 L1884466-11

Collected by Don Tyson Collected date/time 08/01/25 10:00 Received date/time 08/02/25 08:00

Method	Batch	Dilution	Preparation date/time	Analysis date/time	Analyst	Location
Gravimetric Analysis by Method 2540 C-2011	WG2574733	1	08/07/25 08:28	08/08/25 09:09	AMG	Mt. Juliet, TN
Wet Chemistry by Method 9056A	WG2570538	50	08/04/25 19:02	08/04/25 19:02	ZSA	Mt. Juliet, TN
Volatile Organic Compounds (GC/MS) by Method 8260D	WG2572302	2	08/04/25 06:57	08/04/25 06:57	DSS	Mt. Juliet, TN

9 Sc

CASE NARRATIVE

All sample aliquots were received at the correct temperature, in the proper containers, with the appropriate preservatives, and within method specified holding times, unless qualified or notated within the report. Where applicable, all MDL (LOD) and RDL (LOQ) values reported for environmental samples have been corrected for the dilution factor used in the analysis. All Method and Batch Quality Control are within established criteria except where addressed in this case narrative, a non-conformance form or properly qualified within the sample results. By my digital signature below, I affirm to the best of my knowledge, all problems/anomalies observed by the laboratory as having the potential to affect the quality of the data have been identified by the laboratory, and no information or data have been knowingly withheld that would affect the quality of the data.



Mandi Edwards
Project Manager

Project Narrative

AFE or C/C: 240052, 240053, 240059, 240060

¹ Cp

² Tc

³ Ss

⁴ Cn

⁵ Sr

⁶ Qc

⁷ Gl

⁸ Al

⁹ Sc

Calculated Results

Analyte	Result	Qualifier	Dilution	Analysis date / time	Batch
Sodium Adsorption Ratio	2.91		1	08/11/2025 11:55	WG2576579

Wet Chemistry by Method 7199

Analyte	Result mg/kg	Qualifier	MDL mg/kg	RDL mg/kg	Dilution	Analysis date / time	Batch
Hexavalent Chromium	ND		0.200	0.200	1	08/27/2025 21:51	WG2579937

Wet Chemistry by Method 9045D (S-1.10)

Analyte	Result su	Qualifier	Dilution	Analysis date / time	Batch
pH	7.87		1	08/18/2025 09:17	WG2579068

Sample Narrative:

L1884466-01 WG2579068: 7.87 at 21.2C

Wet Chemistry by Method 9050AMod (S-1.20)

Analyte	Result	Units	Qualifier	RDL	Dilution	Analysis date / time	Batch
Specific Conductance	3380	umhos/cm		10.0	1	08/21/2025 09:52	WG2579078

Sample Narrative:

L1884466-01 WG2579078: at 25C

Metals (ICP) by Method 6010D (S-7.10)

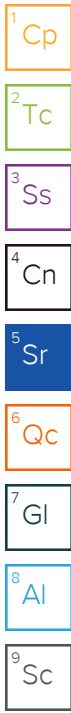
Analyte	Result mg/l	Qualifier	MDL mg/l	RDL mg/l	Dilution	Analysis date / time	Batch
Hot Water Sol. Boron	0.0970	J	0.0199	0.100	1	08/12/2025 21:00	WG2576589

Metals (ICPMS) by Method 6020B

Analyte	Result mg/kg	Qualifier	MDL mg/kg	RDL mg/kg	Dilution	Analysis date / time	Batch
Arsenic	2.64		0.100	0.100	5	08/24/2025 19:38	WG2575531
Barium	28.7		10.0	10.0	5	08/24/2025 19:38	WG2575531
Cadmium	ND		0.100	0.100	5	08/24/2025 19:38	WG2575531
Copper	ND		10.0	10.0	5	08/24/2025 19:38	WG2575531
Lead	ND		10.0	10.0	5	08/24/2025 19:38	WG2575531
Nickel	ND		10.0	10.0	5	08/24/2025 19:38	WG2575531
Selenium	0.694		0.100	0.100	5	08/24/2025 19:38	WG2575531
Silver	ND		0.500	0.500	5	08/24/2025 19:38	WG2575531
Zinc	ND		50.0	50.0	5	08/24/2025 19:38	WG2575531

Volatile Organic Compounds (GC) by Method 8015D

Analyte	Result mg/kg	Qualifier	MDL mg/kg	RDL mg/kg	Dilution	Analysis date / time	Batch
TPH (GC/FID) Low Fraction	ND		2.00	2.50	25	08/05/2025 16:19	WG2572935
(S) a,a,a-Trifluorotoluene(FID)	102			77.0-120		08/05/2025 16:19	WG2572935



Volatile Organic Compounds (GC/MS) by Method 8260D

Analyte	Result mg/kg	Qualifier	MDL mg/kg	RDL mg/kg	Dilution	Analysis date / time	Batch
Benzene	ND		0.00100	0.00100	1	08/05/2025 15:44	WG2573303
Ethylbenzene	ND		0.0100	0.0100	1	08/05/2025 15:44	WG2573303
Toluene	ND		0.0100	0.0100	1	08/05/2025 15:44	WG2573303
1,2,4-Trimethylbenzene	ND		0.00500	0.00500	1	08/05/2025 15:44	WG2573303
1,3,5-Trimethylbenzene	ND		0.00500	0.00500	1	08/05/2025 15:44	WG2573303
Xylenes, Total	ND		0.100	0.100	1	08/05/2025 15:44	WG2573303
(S) Toluene-d8	105			75.0-131		08/05/2025 15:44	WG2573303
(S) 4-Bromofluorobenzene	109			67.0-138		08/05/2025 15:44	WG2573303
(S) 1,2-Dichloroethane-d4	73.0			70.0-130		08/05/2025 15:44	WG2573303

Semi-Volatile Organic Compounds (GC) by Method 8015M

Analyte	Result mg/kg	Qualifier	MDL mg/kg	RDL mg/kg	Dilution	Analysis date / time	Batch
C10-C28 Diesel Range	ND		1.61	4.00	1	08/08/2025 14:39	WG2575522
C28-C36 Motor Oil Range	0.562	<u>B</u> <u>J</u>	0.274	4.00	1	08/08/2025 14:39	WG2575522
(S) o-Terphenyl	65.5			18.0-148		08/08/2025 14:39	WG2575522

Semi Volatile Organic Compounds (GC/MS) by Method 8270E-SIM

Analyte	Result mg/kg	Qualifier	MDL mg/kg	RDL mg/kg	Dilution	Analysis date / time	Batch
Acenaphthene	ND		0.0330	0.0330	1	08/08/2025 21:08	WG2575558
Anthracene	ND		0.0330	0.0330	1	08/08/2025 21:08	WG2575558
Benzo(a)anthracene	ND		0.00600	0.00600	1	08/08/2025 21:08	WG2575558
Benzo(b)fluoranthene	ND		0.0330	0.0330	1	08/08/2025 21:08	WG2575558
Benzo(k)fluoranthene	ND		0.0330	0.0330	1	08/08/2025 21:08	WG2575558
Benzo(a)pyrene	ND		0.0330	0.0330	1	08/08/2025 21:08	WG2575558
Chrysene	ND		0.0330	0.0330	1	08/08/2025 21:08	WG2575558
Dibenz(a,h)anthracene	ND		0.0330	0.0330	1	08/08/2025 21:08	WG2575558
Fluoranthene	ND		0.0330	0.0330	1	08/08/2025 21:08	WG2575558
Fluorene	ND		0.0330	0.0330	1	08/08/2025 21:08	WG2575558
Indeno(1,2,3-cd)pyrene	ND		0.0330	0.0330	1	08/08/2025 21:08	WG2575558
1-Methylnaphthalene	ND		0.00300	0.00300	1	08/08/2025 21:08	WG2575558
2-Methylnaphthalene	ND		0.0120	0.0120	1	08/08/2025 21:08	WG2575558
Naphthalene	ND		0.00300	0.00300	1	08/08/2025 21:08	WG2575558
Pyrene	ND		0.0330	0.0330	1	08/08/2025 21:08	WG2575558
(S) p-Terphenyl-d14	88.2			23.0-120		08/08/2025 21:08	WG2575558
(S) Nitrobenzene-d5	85.0			14.0-149		08/08/2025 21:08	WG2575558
(S) 2-Fluorobiphenyl	85.8			34.0-125		08/08/2025 21:08	WG2575558

1 Cp
2 Tc
3 Ss
4 Cn
5 Sr
6 Qc
7 Gl
8 Al
9 Sc

Calculated Results

Analyte	Result	Qualifier	Dilution	Analysis date / time	Batch
Sodium Adsorption Ratio	0.957		1	08/11/2025 11:57	WG2576579

Wet Chemistry by Method 7199

Analyte	Result	Qualifier	MDL	RDL	Dilution	Analysis date / time	Batch
Hexavalent Chromium	0.376		0.200	0.200	1	08/28/2025 17:57	WG2579934

Wet Chemistry by Method 9045D (S-1.10)

Analyte	Result	Qualifier	Dilution	Analysis date / time	Batch
pH	7.88		1	08/18/2025 09:17	WG2579068

Sample Narrative:

L1884466-02 WG2579068: 7.88 at 21.4C

Wet Chemistry by Method 9050AMod (S-1.20)

Analyte	Result	Units	Qualifier	RDL	Dilution	Analysis date / time	Batch
Specific Conductance	507	umhos/cm		10.0	1	08/21/2025 09:52	WG2579078

Sample Narrative:

L1884466-02 WG2579078: at 25C

Metals (ICP) by Method 6010D (S-7.10)

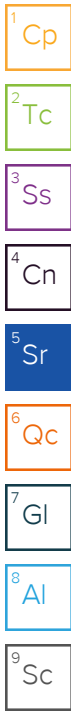
Analyte	Result	Qualifier	MDL	RDL	Dilution	Analysis date / time	Batch
Hot Water Sol. Boron	0.102		0.0199	0.100	1	08/12/2025 21:03	WG2576589

Metals (ICPMS) by Method 6020B

Analyte	Result	Qualifier	MDL	RDL	Dilution	Analysis date / time	Batch
Arsenic	5.09		0.100	0.100	5	08/24/2025 19:41	WG2575531
Barium	253		10.0	10.0	5	08/24/2025 19:41	WG2575531
Cadmium	0.245		0.100	0.100	5	08/24/2025 19:41	WG2575531
Copper	11.6		10.0	10.0	5	08/24/2025 19:41	WG2575531
Lead	10.5		10.0	10.0	5	08/24/2025 19:41	WG2575531
Nickel	14.6		10.0	10.0	5	08/24/2025 19:41	WG2575531
Selenium	1.17		0.100	0.100	5	08/24/2025 19:41	WG2575531
Silver	ND		0.500	0.500	5	08/24/2025 19:41	WG2575531
Zinc	ND		50.0	50.0	5	08/24/2025 19:41	WG2575531

Volatile Organic Compounds (GC) by Method 8015D

Analyte	Result	Qualifier	MDL	RDL	Dilution	Analysis date / time	Batch
TPH (GC/FID) Low Fraction	ND		2.00	2.50	25	08/05/2025 16:38	WG2572935
(S) a,a,a-Trifluorotoluene(FID)	102			77.0-120		08/05/2025 16:38	WG2572935



Volatile Organic Compounds (GC/MS) by Method 8260D

Analyte	Result	Qualifier	MDL	RDL	Dilution	Analysis	Batch
	mg/kg		mg/kg	mg/kg		date / time	
Benzene	ND		0.00100	0.00100	1	08/05/2025 16:06	WG2573303
Ethylbenzene	ND		0.0100	0.0100	1	08/05/2025 16:06	WG2573303
Toluene	ND		0.0100	0.0100	1	08/05/2025 16:06	WG2573303
1,2,4-Trimethylbenzene	ND		0.00500	0.00500	1	08/05/2025 16:06	WG2573303
1,3,5-Trimethylbenzene	ND		0.00500	0.00500	1	08/05/2025 16:06	WG2573303
Xylenes, Total	ND		0.100	0.100	1	08/05/2025 16:06	WG2573303
(S) Toluene-d8	101			75.0-131		08/05/2025 16:06	WG2573303
(S) 4-Bromofluorobenzene	107			67.0-138		08/05/2025 16:06	WG2573303
(S) 1,2-Dichloroethane-d4	76.9			70.0-130		08/05/2025 16:06	WG2573303

Semi-Volatile Organic Compounds (GC) by Method 8015M

Analyte	Result	Qualifier	MDL	RDL	Dilution	Analysis	Batch
	mg/kg		mg/kg	mg/kg		date / time	
C10-C28 Diesel Range	ND		1.61	4.00	1	08/08/2025 14:52	WG2575522
C28-C36 Motor Oil Range	1.49	<u>B J</u>	0.274	4.00	1	08/08/2025 14:52	WG2575522
(S) o-Terphenyl	61.1			18.0-148		08/08/2025 14:52	WG2575522

Semi Volatile Organic Compounds (GC/MS) by Method 8270E-SIM

Analyte	Result	Qualifier	MDL	RDL	Dilution	Analysis	Batch
	mg/kg		mg/kg	mg/kg		date / time	
Acenaphthene	ND		0.0330	0.0330	1	08/08/2025 21:26	WG2575558
Anthracene	ND		0.0330	0.0330	1	08/08/2025 21:26	WG2575558
Benzo(a)anthracene	ND		0.00600	0.00600	1	08/08/2025 21:26	WG2575558
Benzo(b)fluoranthene	ND		0.0330	0.0330	1	08/08/2025 21:26	WG2575558
Benzo(k)fluoranthene	ND		0.0330	0.0330	1	08/08/2025 21:26	WG2575558
Benzo(a)pyrene	ND		0.0330	0.0330	1	08/08/2025 21:26	WG2575558
Chrysene	ND		0.0330	0.0330	1	08/08/2025 21:26	WG2575558
Dibenz(a,h)anthracene	ND		0.0330	0.0330	1	08/08/2025 21:26	WG2575558
Fluoranthene	ND		0.0330	0.0330	1	08/08/2025 21:26	WG2575558
Fluorene	ND		0.0330	0.0330	1	08/08/2025 21:26	WG2575558
Indeno(1,2,3-cd)pyrene	ND		0.0330	0.0330	1	08/08/2025 21:26	WG2575558
1-Methylnaphthalene	ND		0.00300	0.00300	1	08/08/2025 21:26	WG2575558
2-Methylnaphthalene	ND		0.0120	0.0120	1	08/08/2025 21:26	WG2575558
Naphthalene	ND		0.00300	0.00300	1	08/08/2025 21:26	WG2575558
Pyrene	ND		0.0330	0.0330	1	08/08/2025 21:26	WG2575558
(S) p-Terphenyl-d14	87.1			23.0-120		08/08/2025 21:26	WG2575558
(S) Nitrobenzene-d5	86.7			14.0-149		08/08/2025 21:26	WG2575558
(S) 2-Fluorobiphenyl	87.8			34.0-125		08/08/2025 21:26	WG2575558

1 Cp
2 Tc
3 Ss
4 Cn
5 Sr
6 Qc
7 Gl
8 Al
9 Sc

Calculated Results

Analyte	Result	Qualifier	Dilution	Analysis date / time	Batch
Sodium Adsorption Ratio	0.976		1	08/11/2025 11:58	WG2576579

Wet Chemistry by Method 7199

Analyte	Result	Qualifier	MDL	RDL	Dilution	Analysis date / time	Batch
Hexavalent Chromium	0.510		0.200	0.200	1	08/28/2025 18:18	WG2579934

Wet Chemistry by Method 9045D (S-1.10)

Analyte	Result	Qualifier	Dilution	Analysis date / time	Batch
pH	7.86		1	08/18/2025 09:17	WG2579068

Sample Narrative:

L1884466-03 WG2579068: 7.86 at 21.2C

Wet Chemistry by Method 9050AMod (S-1.20)

Analyte	Result	Units	Qualifier	RDL	Dilution	Analysis date / time	Batch
Specific Conductance	531	umhos/cm		10.0	1	08/21/2025 09:52	WG2579078

Sample Narrative:

L1884466-03 WG2579078: at 25C

Metals (ICP) by Method 6010D (S-7.10)

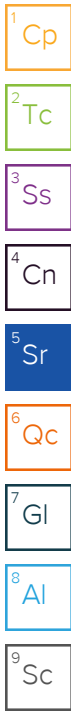
Analyte	Result	Qualifier	MDL	RDL	Dilution	Analysis date / time	Batch
Hot Water Sol. Boron	0.0658	J	0.0199	0.100	1	08/12/2025 21:07	WG2576589

Metals (ICPMS) by Method 6020B

Analyte	Result	Qualifier	MDL	RDL	Dilution	Analysis date / time	Batch
Arsenic	4.71		0.100	0.100	5	08/24/2025 19:45	WG2575531
Barium	215		10.0	10.0	5	08/24/2025 19:45	WG2575531
Cadmium	0.208		0.100	0.100	5	08/24/2025 19:45	WG2575531
Copper	10.9		10.0	10.0	5	08/24/2025 19:45	WG2575531
Lead	ND		10.0	10.0	5	08/24/2025 19:45	WG2575531
Nickel	14.5		10.0	10.0	5	08/24/2025 19:45	WG2575531
Selenium	1.23		0.100	0.100	5	08/24/2025 19:45	WG2575531
Silver	ND		0.500	0.500	5	08/24/2025 19:45	WG2575531
Zinc	ND		50.0	50.0	5	08/24/2025 19:45	WG2575531

Volatile Organic Compounds (GC) by Method 8015D

Analyte	Result	Qualifier	MDL	RDL	Dilution	Analysis date / time	Batch
TPH (GC/FID) Low Fraction	ND		2.00	2.50	25	08/05/2025 16:58	WG2572935
(S) a,a,a-Trifluorotoluene(FID)	104			77.0-120		08/05/2025 16:58	WG2572935



Volatile Organic Compounds (GC/MS) by Method 8260D

Analyte	Result mg/kg	Qualifier	MDL mg/kg	RDL mg/kg	Dilution	Analysis date / time	Batch
Benzene	ND		0.00100	0.00100	1	08/05/2025 16:28	WG2573303
Ethylbenzene	ND		0.0100	0.0100	1	08/05/2025 16:28	WG2573303
Toluene	ND		0.0100	0.0100	1	08/05/2025 16:28	WG2573303
1,2,4-Trimethylbenzene	ND		0.00500	0.00500	1	08/05/2025 16:28	WG2573303
1,3,5-Trimethylbenzene	ND		0.00500	0.00500	1	08/05/2025 16:28	WG2573303
Xylenes, Total	ND		0.100	0.100	1	08/05/2025 16:28	WG2573303
(S) Toluene-d8	101			75.0-131		08/05/2025 16:28	WG2573303
(S) 4-Bromofluorobenzene	104			67.0-138		08/05/2025 16:28	WG2573303
(S) 1,2-Dichloroethane-d4	73.9			70.0-130		08/05/2025 16:28	WG2573303

Semi-Volatile Organic Compounds (GC) by Method 8015M

Analyte	Result mg/kg	Qualifier	MDL mg/kg	RDL mg/kg	Dilution	Analysis date / time	Batch
C10-C28 Diesel Range	ND		1.61	4.00	1	08/08/2025 19:57	WG2575533
C28-C36 Motor Oil Range	1.41	<u>B</u> <u>J</u>	0.274	4.00	1	08/08/2025 19:57	WG2575533
(S) o-Terphenyl	45.8			18.0-148		08/08/2025 19:57	WG2575533

Semi Volatile Organic Compounds (GC/MS) by Method 8270E-SIM

Analyte	Result mg/kg	Qualifier	MDL mg/kg	RDL mg/kg	Dilution	Analysis date / time	Batch
Acenaphthene	ND		0.0330	0.0330	1	08/08/2025 21:43	WG2575558
Anthracene	ND		0.0330	0.0330	1	08/08/2025 21:43	WG2575558
Benzo(a)anthracene	ND		0.00600	0.00600	1	08/08/2025 21:43	WG2575558
Benzo(b)fluoranthene	ND		0.0330	0.0330	1	08/08/2025 21:43	WG2575558
Benzo(k)fluoranthene	ND		0.0330	0.0330	1	08/08/2025 21:43	WG2575558
Benzo(a)pyrene	ND		0.0330	0.0330	1	08/08/2025 21:43	WG2575558
Chrysene	ND		0.0330	0.0330	1	08/08/2025 21:43	WG2575558
Dibenz(a,h)anthracene	ND		0.0330	0.0330	1	08/08/2025 21:43	WG2575558
Fluoranthene	ND		0.0330	0.0330	1	08/08/2025 21:43	WG2575558
Fluorene	ND		0.0330	0.0330	1	08/08/2025 21:43	WG2575558
Indeno(1,2,3-cd)pyrene	ND		0.0330	0.0330	1	08/08/2025 21:43	WG2575558
1-Methylnaphthalene	ND		0.00300	0.00300	1	08/08/2025 21:43	WG2575558
2-Methylnaphthalene	ND		0.0120	0.0120	1	08/08/2025 21:43	WG2575558
Naphthalene	ND		0.00300	0.00300	1	08/08/2025 21:43	WG2575558
Pyrene	ND		0.0330	0.0330	1	08/08/2025 21:43	WG2575558
(S) p-Terphenyl-d14	85.3			23.0-120		08/08/2025 21:43	WG2575558
(S) Nitrobenzene-d5	84.2			14.0-149		08/08/2025 21:43	WG2575558
(S) 2-Fluorobiphenyl	85.4			34.0-125		08/08/2025 21:43	WG2575558

1 Cp
2 Tc
3 Ss
4 Cn
5 Sr
6 Qc
7 Gl
8 Al
9 Sc

Calculated Results

Analyte	Result	Qualifier	Dilution	Analysis date / time	Batch
Sodium Adsorption Ratio	1.28		1	08/11/2025 12:00	WG2576579

Wet Chemistry by Method 7199

Analyte	Result mg/kg	Qualifier	MDL mg/kg	RDL mg/kg	Dilution	Analysis date / time	Batch
Hexavalent Chromium	ND		0.200	0.200	1	08/28/2025 18:29	WG2579934

Wet Chemistry by Method 9045D (S-1.10)

Analyte	Result su	Qualifier	Dilution	Analysis date / time	Batch
pH	7.79		1	08/18/2025 09:17	WG2579068

Sample Narrative:

L1884466-04 WG2579068: 7.79 at 21.2C

Wet Chemistry by Method 9050AMod (S-1.20)

Analyte	Result	Units	Qualifier	RDL	Dilution	Analysis date / time	Batch
Specific Conductance	1460	umhos/cm		10.0	1	08/21/2025 09:52	WG2579078

Sample Narrative:

L1884466-04 WG2579078: at 25C

Metals (ICP) by Method 6010D (S-7.10)

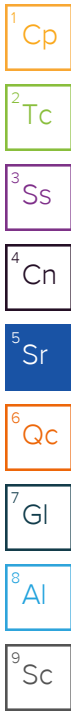
Analyte	Result mg/l	Qualifier	MDL mg/l	RDL mg/l	Dilution	Analysis date / time	Batch
Hot Water Sol. Boron	0.0809	J	0.0199	0.100	1	08/12/2025 21:10	WG2576589

Metals (ICPMS) by Method 6020B

Analyte	Result mg/kg	Qualifier	MDL mg/kg	RDL mg/kg	Dilution	Analysis date / time	Batch
Arsenic	19.7		0.100	0.100	5	08/24/2025 19:48	WG2575531
Barium	185		10.0	10.0	5	08/24/2025 19:48	WG2575531
Cadmium	0.599		0.100	0.100	5	08/24/2025 19:48	WG2575531
Copper	23.3		10.0	10.0	5	08/24/2025 19:48	WG2575531
Lead	16.0		10.0	10.0	5	08/24/2025 19:48	WG2575531
Nickel	30.1		10.0	10.0	5	08/24/2025 19:48	WG2575531
Selenium	2.22		0.100	0.100	5	08/24/2025 19:48	WG2575531
Silver	ND		0.500	0.500	5	08/24/2025 19:48	WG2575531
Zinc	83.0		50.0	50.0	5	08/24/2025 19:48	WG2575531

Volatile Organic Compounds (GC) by Method 8015D

Analyte	Result mg/kg	Qualifier	MDL mg/kg	RDL mg/kg	Dilution	Analysis date / time	Batch
TPH (GC/FID) Low Fraction	ND		2.00	2.50	25	08/05/2025 17:17	WG2572935
(S) a,a,a-Trifluorotoluene(FID)	104			77.0-120		08/05/2025 17:17	WG2572935



Volatile Organic Compounds (GC/MS) by Method 8260D

Analyte	Result mg/kg	Qualifier	MDL mg/kg	RDL mg/kg	Dilution	Analysis date / time	Batch
Benzene	ND		0.00100	0.00100	1	08/05/2025 16:50	WG2573303
Ethylbenzene	ND		0.0100	0.0100	1	08/05/2025 16:50	WG2573303
Toluene	ND		0.0100	0.0100	1	08/05/2025 16:50	WG2573303
1,2,4-Trimethylbenzene	ND		0.00500	0.00500	1	08/05/2025 16:50	WG2573303
1,3,5-Trimethylbenzene	ND		0.00500	0.00500	1	08/05/2025 16:50	WG2573303
Xylenes, Total	ND		0.100	0.100	1	08/05/2025 16:50	WG2573303
(S) Toluene-d8	103			75.0-131		08/05/2025 16:50	WG2573303
(S) 4-Bromofluorobenzene	104			67.0-138		08/05/2025 16:50	WG2573303
(S) 1,2-Dichloroethane-d4	73.2			70.0-130		08/05/2025 16:50	WG2573303

Semi-Volatile Organic Compounds (GC) by Method 8015M

Analyte	Result mg/kg	Qualifier	MDL mg/kg	RDL mg/kg	Dilution	Analysis date / time	Batch
C10-C28 Diesel Range	ND		1.61	4.00	1	08/10/2025 02:47	WG2575951
C28-C36 Motor Oil Range	0.885	J	0.274	4.00	1	08/10/2025 02:47	WG2575951
(S) o-Terphenyl	50.0			18.0-148		08/10/2025 02:47	WG2575951

Semi Volatile Organic Compounds (GC/MS) by Method 8270E-SIM

Analyte	Result mg/kg	Qualifier	MDL mg/kg	RDL mg/kg	Dilution	Analysis date / time	Batch
Acenaphthene	ND		0.0330	0.0330	1	08/08/2025 22:00	WG2575558
Anthracene	ND		0.0330	0.0330	1	08/08/2025 22:00	WG2575558
Benzo(a)anthracene	ND		0.00600	0.00600	1	08/08/2025 22:00	WG2575558
Benzo(b)fluoranthene	ND		0.0330	0.0330	1	08/08/2025 22:00	WG2575558
Benzo(k)fluoranthene	ND		0.0330	0.0330	1	08/08/2025 22:00	WG2575558
Benzo(a)pyrene	ND		0.0330	0.0330	1	08/08/2025 22:00	WG2575558
Chrysene	ND		0.0330	0.0330	1	08/08/2025 22:00	WG2575558
Dibenz(a,h)anthracene	ND		0.0330	0.0330	1	08/08/2025 22:00	WG2575558
Fluoranthene	ND		0.0330	0.0330	1	08/08/2025 22:00	WG2575558
Fluorene	ND		0.0330	0.0330	1	08/08/2025 22:00	WG2575558
Indeno(1,2,3-cd)pyrene	ND		0.0330	0.0330	1	08/08/2025 22:00	WG2575558
1-Methylnaphthalene	ND		0.00300	0.00300	1	08/08/2025 22:00	WG2575558
2-Methylnaphthalene	ND		0.0120	0.0120	1	08/08/2025 22:00	WG2575558
Naphthalene	ND		0.00300	0.00300	1	08/08/2025 22:00	WG2575558
Pyrene	ND		0.0330	0.0330	1	08/08/2025 22:00	WG2575558
(S) p-Terphenyl-d14	83.8			23.0-120		08/08/2025 22:00	WG2575558
(S) Nitrobenzene-d5	81.9			14.0-149		08/08/2025 22:00	WG2575558
(S) 2-Fluorobiphenyl	83.6			34.0-125		08/08/2025 22:00	WG2575558

1 Cp
2 Tc
3 Ss
4 Cn
5 Sr
6 Qc
7 Gl
8 Al
9 Sc

Calculated Results

Analyte	Result	Qualifier	Dilution	Analysis date / time	Batch
Sodium Adsorption Ratio	0.705		1	08/11/2025 12:02	WG2576579

Wet Chemistry by Method 7199

Analyte	Result	Qualifier	MDL	RDL	Dilution	Analysis date / time	Batch
Hexavalent Chromium	0.420		0.200	0.200	1	08/28/2025 18:39	WG2579934

Wet Chemistry by Method 9045D (S-1.10)

Analyte	Result	Qualifier	Dilution	Analysis date / time	Batch
pH	7.72		1	08/18/2025 09:17	WG2579068

Sample Narrative:

L1884466-05 WG2579068: 7.72 at 21.2C

Wet Chemistry by Method 9050AMod (S-1.20)

Analyte	Result	Units	Qualifier	RDL	Dilution	Analysis date / time	Batch
Specific Conductance	1520	umhos/cm		10.0	1	08/21/2025 09:52	WG2579078

Sample Narrative:

L1884466-05 WG2579078: at 25C

Metals (ICP) by Method 6010D (S-7.10)

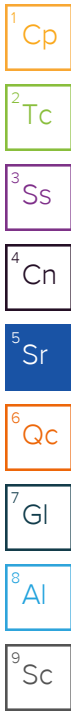
Analyte	Result	Qualifier	MDL	RDL	Dilution	Analysis date / time	Batch
Hot Water Sol. Boron	0.0702	J	0.0199	0.100	1	08/12/2025 21:13	WG2576589

Metals (ICPMS) by Method 6020B

Analyte	Result	Qualifier	MDL	RDL	Dilution	Analysis date / time	Batch
Arsenic	4.89		0.100	0.100	5	08/24/2025 19:51	WG2575531
Barium	186		10.0	10.0	5	08/24/2025 19:51	WG2575531
Cadmium	0.186		0.100	0.100	5	08/24/2025 19:51	WG2575531
Copper	10.7		10.0	10.0	5	08/24/2025 19:51	WG2575531
Lead	ND		10.0	10.0	5	08/24/2025 19:51	WG2575531
Nickel	13.8		10.0	10.0	5	08/24/2025 19:51	WG2575531
Selenium	1.06		0.100	0.100	5	08/24/2025 19:51	WG2575531
Silver	ND		0.500	0.500	5	08/24/2025 19:51	WG2575531
Zinc	ND		50.0	50.0	5	08/24/2025 19:51	WG2575531

Volatile Organic Compounds (GC) by Method 8015D

Analyte	Result	Qualifier	MDL	RDL	Dilution	Analysis date / time	Batch
TPH (GC/FID) Low Fraction	ND		2.00	2.50	25	08/05/2025 17:36	WG2572935
(S) a,a,a-Trifluorotoluene(FID)	104			77.0-120		08/05/2025 17:36	WG2572935



Volatile Organic Compounds (GC/MS) by Method 8260D

Analyte	Result mg/kg	Qualifier	MDL mg/kg	RDL mg/kg	Dilution	Analysis date / time	Batch
Benzene	ND		0.00100	0.00100	1	08/05/2025 17:12	WG2573303
Ethylbenzene	ND		0.0100	0.0100	1	08/05/2025 17:12	WG2573303
Toluene	ND		0.0100	0.0100	1	08/05/2025 17:12	WG2573303
1,2,4-Trimethylbenzene	ND		0.00500	0.00500	1	08/05/2025 17:12	WG2573303
1,3,5-Trimethylbenzene	ND		0.00500	0.00500	1	08/05/2025 17:12	WG2573303
Xylenes, Total	ND		0.100	0.100	1	08/05/2025 17:12	WG2573303
(S) Toluene-d8	102			75.0-131		08/05/2025 17:12	WG2573303
(S) 4-Bromofluorobenzene	109			67.0-138		08/05/2025 17:12	WG2573303
(S) 1,2-Dichloroethane-d4	71.5			70.0-130		08/05/2025 17:12	WG2573303

Semi-Volatile Organic Compounds (GC) by Method 8015M

Analyte	Result mg/kg	Qualifier	MDL mg/kg	RDL mg/kg	Dilution	Analysis date / time	Batch
C10-C28 Diesel Range	2.55	J	1.61	4.00	1	08/10/2025 03:43	WG2575951
C28-C36 Motor Oil Range	3.18	J	0.274	4.00	1	08/10/2025 03:43	WG2575951
(S) o-Terphenyl	59.3			18.0-148		08/10/2025 03:43	WG2575951

Semi Volatile Organic Compounds (GC/MS) by Method 8270E-SIM

Analyte	Result mg/kg	Qualifier	MDL mg/kg	RDL mg/kg	Dilution	Analysis date / time	Batch
Acenaphthene	ND		0.0330	0.0330	1	08/08/2025 22:18	WG2575558
Anthracene	ND		0.0330	0.0330	1	08/08/2025 22:18	WG2575558
Benzo(a)anthracene	ND		0.00600	0.00600	1	08/08/2025 22:18	WG2575558
Benzo(b)fluoranthene	ND		0.0330	0.0330	1	08/08/2025 22:18	WG2575558
Benzo(k)fluoranthene	ND		0.0330	0.0330	1	08/08/2025 22:18	WG2575558
Benzo(a)pyrene	ND		0.0330	0.0330	1	08/08/2025 22:18	WG2575558
Chrysene	ND		0.0330	0.0330	1	08/08/2025 22:18	WG2575558
Dibenz(a,h)anthracene	ND		0.0330	0.0330	1	08/08/2025 22:18	WG2575558
Fluoranthene	ND		0.0330	0.0330	1	08/08/2025 22:18	WG2575558
Fluorene	ND		0.0330	0.0330	1	08/08/2025 22:18	WG2575558
Indeno(1,2,3-cd)pyrene	ND		0.0330	0.0330	1	08/08/2025 22:18	WG2575558
1-Methylnaphthalene	ND		0.00300	0.00300	1	08/08/2025 22:18	WG2575558
2-Methylnaphthalene	ND		0.0120	0.0120	1	08/08/2025 22:18	WG2575558
Naphthalene	ND		0.00300	0.00300	1	08/08/2025 22:18	WG2575558
Pyrene	ND		0.0330	0.0330	1	08/08/2025 22:18	WG2575558
(S) p-Terphenyl-d14	81.1			23.0-120		08/08/2025 22:18	WG2575558
(S) Nitrobenzene-d5	80.1			14.0-149		08/08/2025 22:18	WG2575558
(S) 2-Fluorobiphenyl	80.6			34.0-125		08/08/2025 22:18	WG2575558

1 Cp

2 Tc

3 Ss

4 Cn

5 Sr

6 Qc

7 Gl

8 Al

9 Sc

Calculated Results

Analyte	Result	Qualifier	Dilution	Analysis date / time	Batch
Sodium Adsorption Ratio	1.49		1	08/11/2025 12:03	WG2576579

Wet Chemistry by Method 7199

Analyte	Result	Qualifier	MDL	RDL	Dilution	Analysis date / time	Batch
Hexavalent Chromium	0.322		0.200	0.200	1	08/28/2025 18:50	WG2579934

Wet Chemistry by Method 9045D (S-1.10)

Analyte	Result	Qualifier	Dilution	Analysis date / time	Batch
pH	7.59		1	08/18/2025 09:17	WG2579068

Sample Narrative:

L1884466-06 WG2579068: 7.59 at 21.3C

Wet Chemistry by Method 9050AMod (S-1.20)

Analyte	Result	Units	Qualifier	RDL	Dilution	Analysis date / time	Batch
Specific Conductance	3400	umhos/cm		10.0	1	08/21/2025 09:52	WG2579078

Sample Narrative:

L1884466-06 WG2579078: at 25C

Metals (ICP) by Method 6010D (S-7.10)

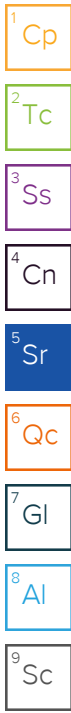
Analyte	Result	Qualifier	MDL	RDL	Dilution	Analysis date / time	Batch
Hot Water Sol. Boron	0.0808	J	0.0199	0.100	1	08/12/2025 21:16	WG2576589

Metals (ICPMS) by Method 6020B

Analyte	Result	Qualifier	MDL	RDL	Dilution	Analysis date / time	Batch
Arsenic	5.10		0.100	0.100	5	08/24/2025 19:54	WG2575531
Barium	222		10.0	10.0	5	08/24/2025 19:54	WG2575531
Cadmium	0.221		0.100	0.100	5	08/24/2025 19:54	WG2575531
Copper	12.1		10.0	10.0	5	08/24/2025 19:54	WG2575531
Lead	10.0		10.0	10.0	5	08/24/2025 19:54	WG2575531
Nickel	16.2		10.0	10.0	5	08/24/2025 19:54	WG2575531
Selenium	1.19		0.100	0.100	5	08/24/2025 19:54	WG2575531
Silver	ND		0.500	0.500	5	08/24/2025 19:54	WG2575531
Zinc	ND		50.0	50.0	5	08/24/2025 19:54	WG2575531

Volatile Organic Compounds (GC) by Method 8015D

Analyte	Result	Qualifier	MDL	RDL	Dilution	Analysis date / time	Batch
TPH (GC/FID) Low Fraction	ND		2.00	2.50	25	08/05/2025 12:03	WG2572943
(S) a,a,a-Trifluorotoluene(FID)	104			77.0-120		08/05/2025 12:03	WG2572943



Volatile Organic Compounds (GC/MS) by Method 8260D

Analyte	Result mg/kg	Qualifier	MDL mg/kg	RDL mg/kg	Dilution	Analysis date / time	Batch
Benzene	ND		0.00100	0.00100	1	08/05/2025 17:34	WG2573303
Ethylbenzene	ND		0.0100	0.0100	1	08/05/2025 17:34	WG2573303
Toluene	ND		0.0100	0.0100	1	08/05/2025 17:34	WG2573303
1,2,4-Trimethylbenzene	ND		0.00500	0.00500	1	08/05/2025 17:34	WG2573303
1,3,5-Trimethylbenzene	ND		0.00500	0.00500	1	08/05/2025 17:34	WG2573303
Xylenes, Total	ND		0.100	0.100	1	08/05/2025 17:34	WG2573303
(S) Toluene-d8	103			75.0-131		08/05/2025 17:34	WG2573303
(S) 4-Bromofluorobenzene	104			67.0-138		08/05/2025 17:34	WG2573303
(S) 1,2-Dichloroethane-d4	74.4			70.0-130		08/05/2025 17:34	WG2573303

Semi-Volatile Organic Compounds (GC) by Method 8015M

Analyte	Result mg/kg	Qualifier	MDL mg/kg	RDL mg/kg	Dilution	Analysis date / time	Batch
C10-C28 Diesel Range	ND		1.61	4.00	1	08/10/2025 03:01	WG2575951
C28-C36 Motor Oil Range	ND		0.274	4.00	1	08/10/2025 03:01	WG2575951
(S) o-Terphenyl	46.5			18.0-148		08/10/2025 03:01	WG2575951

Semi Volatile Organic Compounds (GC/MS) by Method 8270E-SIM

Analyte	Result mg/kg	Qualifier	MDL mg/kg	RDL mg/kg	Dilution	Analysis date / time	Batch
Acenaphthene	ND		0.0330	0.0330	1	08/08/2025 22:35	WG2575558
Anthracene	ND		0.0330	0.0330	1	08/08/2025 22:35	WG2575558
Benzo(a)anthracene	ND		0.00600	0.00600	1	08/08/2025 22:35	WG2575558
Benzo(b)fluoranthene	ND		0.0330	0.0330	1	08/08/2025 22:35	WG2575558
Benzo(k)fluoranthene	ND		0.0330	0.0330	1	08/08/2025 22:35	WG2575558
Benzo(a)pyrene	ND		0.0330	0.0330	1	08/08/2025 22:35	WG2575558
Chrysene	ND		0.0330	0.0330	1	08/08/2025 22:35	WG2575558
Dibenz(a,h)anthracene	ND		0.0330	0.0330	1	08/08/2025 22:35	WG2575558
Fluoranthene	ND		0.0330	0.0330	1	08/08/2025 22:35	WG2575558
Fluorene	ND		0.0330	0.0330	1	08/08/2025 22:35	WG2575558
Indeno(1,2,3-cd)pyrene	ND		0.0330	0.0330	1	08/08/2025 22:35	WG2575558
1-Methylnaphthalene	ND		0.00300	0.00300	1	08/08/2025 22:35	WG2575558
2-Methylnaphthalene	ND		0.0120	0.0120	1	08/08/2025 22:35	WG2575558
Naphthalene	ND		0.00300	0.00300	1	08/08/2025 22:35	WG2575558
Pyrene	ND		0.0330	0.0330	1	08/08/2025 22:35	WG2575558
(S) p-Terphenyl-d14	84.8			23.0-120		08/08/2025 22:35	WG2575558
(S) Nitrobenzene-d5	82.0			14.0-149		08/08/2025 22:35	WG2575558
(S) 2-Fluorobiphenyl	84.2			34.0-125		08/08/2025 22:35	WG2575558

1 Cp
2 Tc
3 Ss
4 Cn
5 Sr
6 Qc
7 Gl
8 Al
9 Sc

Calculated Results

Analyte	Result	Qualifier	Dilution	Analysis date / time	Batch
Sodium Adsorption Ratio	1.18		1	08/11/2025 12:05	WG2576579

Wet Chemistry by Method 7199

Analyte	Result	Qualifier	MDL	RDL	Dilution	Analysis date / time	Batch
Hexavalent Chromium	0.215		0.200	0.200	1	08/28/2025 19:00	WG2579934

Wet Chemistry by Method 9045D (S-1.10)

Analyte	Result	Qualifier	Dilution	Analysis date / time	Batch
pH	7.91		1	08/18/2025 09:17	WG2579068

Sample Narrative:

L1884466-07 WG2579068: 7.91 at 21.5C

Wet Chemistry by Method 9050AMod (S-1.20)

Analyte	Result	Units	Qualifier	RDL	Dilution	Analysis date / time	Batch
Specific Conductance	1360	umhos/cm		10.0	1	08/21/2025 09:52	WG2579078

Sample Narrative:

L1884466-07 WG2579078: at 25C

Metals (ICP) by Method 6010D (S-7.10)

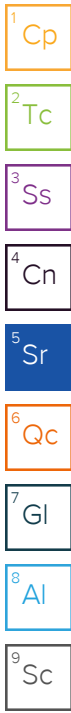
Analyte	Result	Qualifier	MDL	RDL	Dilution	Analysis date / time	Batch
Hot Water Sol. Boron	0.167		0.0199	0.100	1	08/12/2025 22:52	WG2576589

Metals (ICPMS) by Method 6020B

Analyte	Result	Qualifier	MDL	RDL	Dilution	Analysis date / time	Batch
Arsenic	4.15		0.100	0.100	5	08/24/2025 19:58	WG2575531
Barium	314		10.0	10.0	5	08/24/2025 19:58	WG2575531
Cadmium	0.206		0.100	0.100	5	08/24/2025 19:58	WG2575531
Copper	ND		10.0	10.0	5	08/24/2025 19:58	WG2575531
Lead	ND		10.0	10.0	5	08/24/2025 19:58	WG2575531
Nickel	15.3		10.0	10.0	5	08/24/2025 19:58	WG2575531
Selenium	0.922		0.100	0.100	5	08/24/2025 19:58	WG2575531
Silver	ND		0.500	0.500	5	08/24/2025 19:58	WG2575531
Zinc	ND		50.0	50.0	5	08/24/2025 19:58	WG2575531

Volatile Organic Compounds (GC) by Method 8015D

Analyte	Result	Qualifier	MDL	RDL	Dilution	Analysis date / time	Batch
TPH (GC/FID) Low Fraction	ND		2.00	2.50	25	08/05/2025 12:25	WG2572943
(S) a,a,a-Trifluorotoluene(FID)	103			77.0-120		08/05/2025 12:25	WG2572943



Volatile Organic Compounds (GC/MS) by Method 8260D

Analyte	Result mg/kg	Qualifier	MDL mg/kg	RDL mg/kg	Dilution	Analysis date / time	Batch
Benzene	ND		0.00100	0.00100	1	08/05/2025 17:55	WG2573303
Ethylbenzene	ND		0.0100	0.0100	1	08/05/2025 17:55	WG2573303
Toluene	ND		0.0100	0.0100	1	08/05/2025 17:55	WG2573303
1,2,4-Trimethylbenzene	ND		0.00500	0.00500	1	08/05/2025 17:55	WG2573303
1,3,5-Trimethylbenzene	ND		0.00500	0.00500	1	08/05/2025 17:55	WG2573303
Xylenes, Total	ND		0.100	0.100	1	08/05/2025 17:55	WG2573303
(S) Toluene-d8	102			75.0-131		08/05/2025 17:55	WG2573303
(S) 4-Bromofluorobenzene	106			67.0-138		08/05/2025 17:55	WG2573303
(S) 1,2-Dichloroethane-d4	74.3			70.0-130		08/05/2025 17:55	WG2573303

Semi-Volatile Organic Compounds (GC) by Method 8015M

Analyte	Result mg/kg	Qualifier	MDL mg/kg	RDL mg/kg	Dilution	Analysis date / time	Batch
C10-C28 Diesel Range	1.71	J	1.61	4.00	1	08/10/2025 03:15	WG2575951
C28-C36 Motor Oil Range	ND		0.274	4.00	1	08/10/2025 03:15	WG2575951
(S) o-Terphenyl	45.2			18.0-148		08/10/2025 03:15	WG2575951

Semi Volatile Organic Compounds (GC/MS) by Method 8270E-SIM

Analyte	Result mg/kg	Qualifier	MDL mg/kg	RDL mg/kg	Dilution	Analysis date / time	Batch
Acenaphthene	ND		0.0330	0.0330	1	08/08/2025 22:53	WG2575558
Anthracene	ND		0.0330	0.0330	1	08/08/2025 22:53	WG2575558
Benzo(a)anthracene	ND		0.00600	0.00600	1	08/08/2025 22:53	WG2575558
Benzo(b)fluoranthene	ND		0.0330	0.0330	1	08/08/2025 22:53	WG2575558
Benzo(k)fluoranthene	ND		0.0330	0.0330	1	08/08/2025 22:53	WG2575558
Benzo(a)pyrene	ND		0.0330	0.0330	1	08/08/2025 22:53	WG2575558
Chrysene	ND		0.0330	0.0330	1	08/08/2025 22:53	WG2575558
Dibenz(a,h)anthracene	ND		0.0330	0.0330	1	08/08/2025 22:53	WG2575558
Fluoranthene	ND		0.0330	0.0330	1	08/08/2025 22:53	WG2575558
Fluorene	ND		0.0330	0.0330	1	08/08/2025 22:53	WG2575558
Indeno(1,2,3-cd)pyrene	ND		0.0330	0.0330	1	08/08/2025 22:53	WG2575558
1-Methylnaphthalene	ND		0.00300	0.00300	1	08/08/2025 22:53	WG2575558
2-Methylnaphthalene	ND		0.0120	0.0120	1	08/08/2025 22:53	WG2575558
Naphthalene	ND		0.00300	0.00300	1	08/08/2025 22:53	WG2575558
Pyrene	ND		0.0330	0.0330	1	08/08/2025 22:53	WG2575558
(S) p-Terphenyl-d14	84.7			23.0-120		08/08/2025 22:53	WG2575558
(S) Nitrobenzene-d5	80.9			14.0-149		08/08/2025 22:53	WG2575558
(S) 2-Fluorobiphenyl	84.5			34.0-125		08/08/2025 22:53	WG2575558

1 Cp

2 Tc

3 Ss

4 Cn

5 Sr

6 Qc

7 Gl

8 Al

9 Sc

Wet Chemistry by Method 7199

Analyte	Result	Qualifier	MDL	RDL	Dilution	Analysis date / time	Batch
Hexavalent Chromium	0.311		0.200	0.200	1	08/28/2025 19:11	WG2579934

1 Cp

2 Tc

Wet Chemistry by Method 9045D (S-1.10)

Analyte	Result	Qualifier	Dilution	Analysis date / time	Batch
pH	8.03		1	08/19/2025 07:50	WG2579239

3 Ss

4 Cn

Sample Narrative:

L1884466-08 WG2579239: 8.03 at 20.6C

5 Sr

6 Qc

7 Gl

8 Al

9 Sc

Wet Chemistry by Method 9045D (S-1.10)

Analyte	Result	Qualifier	Dilution	Analysis date / time	Batch
pH	8.23		1	08/19/2025 07:50	WG2579239

Sample Narrative:

L1884466-09 WG2579239: 8.23 at 20.9C

- ¹Cp
- ²Tc
- ³Ss
- ⁴Cn
- ⁵Sr
- ⁶Qc
- ⁷Gl
- ⁸Al
- ⁹Sc

Wet Chemistry by Method 9045D (S-1.10)

Analyte	Result	Qualifier	Dilution	Analysis date / time	Batch
pH	8.04		1	08/19/2025 07:50	WG2579239

Sample Narrative:

L1884466-10 WG2579239: 8.04 at 20.5C

- 1 Cp
- 2 Tc
- 3 Ss
- 4 Cn
- 5 Sr
- 6 Qc
- 7 Gl
- 8 Al
- 9 Sc

Gravimetric Analysis by Method 2540 C-2011

Analyte	Result	Qualifier	RDL	Dilution	Analysis	Batch
	mg/l		mg/l		date / time	
Dissolved Solids	3260		100	1	08/08/2025 09:09	WG2574733

Wet Chemistry by Method 9056A

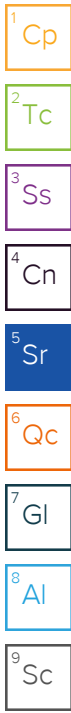
Analyte	Result	Qualifier	MDL	RDL	Dilution	Analysis	Batch
	mg/l		mg/l	mg/l		date / time	
Chloride	150		27.4	50.0	50	08/04/2025 19:02	WG2570538
Sulfate	2560		31.8	250	50	08/04/2025 19:02	WG2570538

Volatile Organic Compounds (GC/MS) by Method 8260D

Analyte	Result	Qualifier	MDL	RDL	Dilution	Analysis	Batch
	ug/l		ug/l	ug/l		date / time	
Benzene	ND		0.640	2.00	2	08/04/2025 06:57	WG2572302
Toluene	ND		0.548	2.00	2	08/04/2025 06:57	WG2572302
Ethylbenzene	ND		0.468	2.00	2	08/04/2025 06:57	WG2572302
Xylenes, Total	ND		0.638	6.00	2	08/04/2025 06:57	WG2572302
Naphthalene	ND	<u>C3</u>	5.28	10.0	2	08/04/2025 06:57	WG2572302
1,2,4-Trimethylbenzene	ND		0.548	4.00	2	08/04/2025 06:57	WG2572302
1,3,5-Trimethylbenzene	ND		0.532	2.00	2	08/04/2025 06:57	WG2572302
(S) Toluene-d8	106			80.0-120		08/04/2025 06:57	WG2572302
(S) 4-Bromofluorobenzene	97.3			77.0-126		08/04/2025 06:57	WG2572302
(S) 1,2-Dichloroethane-d4	84.7			70.0-130		08/04/2025 06:57	WG2572302

Sample Narrative:

L1884466-11 WG2572302: Lowest possible dilution due to sediment in sample vial.



Method Blank (MB)

(MB) R4257381-1 08/08/25 09:09

Analyte	MB Result	MB Qualifier	MB MDL	MB RDL
Dissolved Solids	ND		5.20	10.0

1 Cp

2 Tc

3 Ss

L1884457-01 Original Sample (OS) • Duplicate (DUP)

(OS) L1884457-01 08/08/25 09:09 • (DUP) R4257381-3 08/08/25 09:09

Analyte	Original Result	DUP Result	Dilution	DUP RPD	DUP Qualifier	DUP RPD Limits
Dissolved Solids	4620	4010	1	14.1	J3	10

4 Cn

5 Sr

L1885057-08 Original Sample (OS) • Duplicate (DUP)

(OS) L1885057-08 08/08/25 09:09 • (DUP) R4257381-4 08/08/25 09:09

Analyte	Original Result	DUP Result	Dilution	DUP RPD	DUP Qualifier	DUP RPD Limits
Dissolved Solids	531	526	1	0.946		10

6 Qc

7 Gl

8 Al

Laboratory Control Sample (LCS)

(LCS) R4257381-2 08/08/25 09:09

Analyte	Spike Amount	LCS Result	LCS Rec.	Rec. Limits	LCS Qualifier
Dissolved Solids	8800	8590	97.6	90.0-110	

9 Sc

Method Blank (MB)

(MB) R4265987-1 08/28/25 17:37

Analyte	MB Result	MB Qualifier	MB MDL	MB RDL
Hexavalent Chromium	ND		0.200	0.200

¹Cp

²Tc

³Ss

⁴Cn

⁵Sr

⁶Qc

⁷Gl

⁸Al

⁹Sc

L1884466-02 Original Sample (OS) • Duplicate (DUP)

(OS) L1884466-02 08/28/25 17:57 • (DUP) R4265987-3 08/28/25 18:08

Analyte	Original Result	DUP Result	Dilution	DUP RPD	DUP Qualifier	DUP RPD Limits
Hexavalent Chromium	0.376	0.392	1	4.42		20

L1884495-06 Original Sample (OS) • Duplicate (DUP)

(OS) L1884495-06 08/28/25 20:35 • (DUP) R4265987-4 08/28/25 20:45

Analyte	Original Result	DUP Result	Dilution	DUP RPD	DUP Qualifier	DUP RPD Limits
Hexavalent Chromium	0.203	0.255	1	22.6	P1	20

Laboratory Control Sample (LCS)

(LCS) R4265987-2 08/28/25 17:47

Analyte	Spike Amount	LCS Result	LCS Rec.	Rec. Limits	LCS Qualifier
Hexavalent Chromium	10.0	10.2	102	80.0-120	

L1884495-08 Original Sample (OS) • Matrix Spike (MS) • Matrix Spike Duplicate (MSD)

(OS) L1884495-08 08/28/25 21:06 • (MS) R4265987-5 08/28/25 21:17 • (MSD) R4265987-6 08/28/25 21:48

Analyte	Spike Amount	Original Result	MS Result	MSD Result	MS Rec.	MSD Rec.	Dilution	Rec. Limits	MS Qualifier	MSD Qualifier	RPD	RPD Limits
Hexavalent Chromium	20.0	ND	18.8	18.6	93.9	93.2	1	75.0-125			0.769	20

L1884495-08 Original Sample (OS) • Matrix Spike (MS)

(OS) L1884495-08 08/28/25 21:06 • (MS) R4265987-8 08/28/25 21:59

Analyte	Spike Amount	Original Result	MS Result	MS Rec.	Dilution	Rec. Limits	MS Qualifier
Hexavalent Chromium	654	ND	846	129	50	75.0-125	J5

Method Blank (MB)

(MB) R4265274-1 08/27/25 17:13

Analyte	MB Result	MB Qualifier	MB MDL	MB RDL
Hexavalent Chromium	ND		0.200	0.200

¹Cp

²Tc

³Ss

⁴Cn

⁵Sr

⁶Qc

⁷Gl

⁸Al

⁹Sc

L1884390-03 Original Sample (OS) • Duplicate (DUP)

(OS) L1884390-03 08/27/25 18:25 • (DUP) R4265274-7 08/27/25 18:34

Analyte	Original Result	DUP Result	Dilution	DUP RPD	DUP Qualifier	DUP RPD Limits
Hexavalent Chromium	1.18	0.997	1	17.2		20

L1884458-08 Original Sample (OS) • Duplicate (DUP)

(OS) L1884458-08 08/27/25 21:15 • (DUP) R4265274-8 08/27/25 21:24

Analyte	Original Result	DUP Result	Dilution	DUP RPD	DUP Qualifier	DUP RPD Limits
Hexavalent Chromium	ND	ND	1	0.000		20

Laboratory Control Sample (LCS)

(LCS) R4265274-2 08/27/25 17:22

Analyte	Spike Amount	LCS Result	LCS Rec.	Rec. Limits	LCS Qualifier
Hexavalent Chromium	10.0	10.3	103	80.0-120	

L1884390-01 Original Sample (OS) • Matrix Spike (MS) • Matrix Spike Duplicate (MSD)

(OS) L1884390-01 08/27/25 17:31 • (MS) R4265274-3 08/27/25 17:40 • (MSD) R4265274-4 08/27/25 17:49

Analyte	Spike Amount	Original Result	MS Result	MSD Result	MS Rec.	MSD Rec.	Dilution	Rec. Limits	MS Qualifier	MSD Qualifier	RPD	RPD Limits
Hexavalent Chromium	20.0	1.55	21.7	20.6	101	95.1	1	75.0-125			5.49	20

L1884390-01 Original Sample (OS) • Matrix Spike (MS)

(OS) L1884390-01 08/27/25 17:31 • (MS) R4265274-5 08/27/25 17:58

Analyte	Spike Amount	Original Result	MS Result	MS Rec.	Dilution	Rec. Limits	MS Qualifier
Hexavalent Chromium	646	1.55	714	110	50	75.0-125	

L1884464-05 Original Sample (OS) • Duplicate (DUP)

(OS) L1884464-05 08/18/25 09:17 • (DUP) R4260309-2 08/18/25 09:17

Analyte	Original Result	DUP Result	Dilution	DUP RPD	DUP Qualifier	DUP RPD Limits
	su	su		%		%
pH	7.90	7.97	1	0.882		1

Sample Narrative:

OS: 7.9 at 21.6C

DUP: 7.97 at 22C

L1884471-02 Original Sample (OS) • Duplicate (DUP)

(OS) L1884471-02 08/18/25 09:17 • (DUP) R4260309-3 08/18/25 09:17

Analyte	Original Result	DUP Result	Dilution	DUP RPD	DUP Qualifier	DUP RPD Limits
	su	su		%		%
pH	8.12	8.14	1	0.246		1

Sample Narrative:

OS: 8.12 at 21C

DUP: 8.14 at 20.9C

Laboratory Control Sample (LCS)

(LCS) R4260309-1 08/18/25 09:17

Analyte	Spike Amount	LCS Result	LCS Rec.	Rec. Limits	LCS Qualifier
	su	su	%	%	
pH	10.0	10.0	100	99.0-101	

Sample Narrative:

LCS: 10 at 21.1C

¹Cp

²Tc

³Ss

⁴Cn

⁵Sr

⁶Qc

⁷Gl

⁸Al

⁹Sc

L1880207-33 Original Sample (OS) • Duplicate (DUP)

(OS) L1880207-33 08/19/25 07:50 • (DUP) R4260594-2 08/19/25 07:50

Analyte	Original Result	DUP Result	Dilution	DUP RPD	DUP Qualifier	DUP RPD Limits
	su	su		%		%
pH	8.18	8.18	1	0.000		1

Sample Narrative:

OS: 8.18 at 21C
 DUP: 8.18 at 21.1C

L1884526-04 Original Sample (OS) • Duplicate (DUP)

(OS) L1884526-04 08/19/25 07:50 • (DUP) R4260594-3 08/19/25 07:50

Analyte	Original Result	DUP Result	Dilution	DUP RPD	DUP Qualifier	DUP RPD Limits
	su	su		%		%
pH	8.93	8.95	1	0.224		1

Sample Narrative:

OS: 8.93 at 20.8C
 DUP: 8.95 at 20.9C

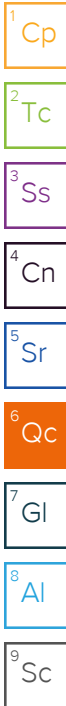
Laboratory Control Sample (LCS)

(LCS) R4260594-1 08/19/25 07:50

Analyte	Spike Amount	LCS Result	LCS Rec.	Rec. Limits	LCS Qualifier
	su	su	%	%	
pH	10.0	10.0	100	99.0-101	

Sample Narrative:

LCS: 10 at 21C



Method Blank (MB)

(MB) R4262042-1 08/21/25 09:52

Analyte	MB Result	MB Qualifier	MB MDL	MB RDL
Specific Conductance	umhos/cm		umhos/cm	umhos/cm
Specific Conductance	ND		10.0	10.0

Sample Narrative:

BLANK: at 25C

L1884464-06 Original Sample (OS) • Duplicate (DUP)

(OS) L1884464-06 08/21/25 09:52 • (DUP) R4262042-3 08/21/25 09:52

Analyte	Original Result	DUP Result	Dilution	DUP RPD	DUP Qualifier	DUP RPD Limits
Specific Conductance	umhos/cm	umhos/cm		%		%
Specific Conductance	1170	1160	1	0.344		20

Sample Narrative:

OS: at 25C

DUP: at 25C

L1884471-01 Original Sample (OS) • Duplicate (DUP)

(OS) L1884471-01 08/21/25 09:52 • (DUP) R4262042-4 08/21/25 09:52

Analyte	Original Result	DUP Result	Dilution	DUP RPD	DUP Qualifier	DUP RPD Limits
Specific Conductance	umhos/cm	umhos/cm		%		%
Specific Conductance	264	264	1	0.0378		20

Sample Narrative:

OS: at 25C

DUP: at 25C

Laboratory Control Sample (LCS)

(LCS) R4262042-2 08/21/25 09:52

Analyte	Spike Amount	LCS Result	LCS Rec.	Rec. Limits	LCS Qualifier
Specific Conductance	umhos/cm	umhos/cm	%	%	
Specific Conductance	581	597	103	90.0-110	

Sample Narrative:

LCS: at 25C



Method Blank (MB)

(MB) R4254665-1 08/04/25 06:05

Analyte	MB Result	MB Qualifier	MB MDL	MB RDL
	mg/l		mg/l	mg/l
Chloride	ND		0.547	1.00
Sulfate	ND		0.637	5.00

¹Cp

²Tc

³Ss

⁴Cn

⁵Sr

⁶Qc

⁷Gl

⁸Al

⁹Sc

L1883834-08 Original Sample (OS) • Duplicate (DUP)

(OS) L1883834-08 08/04/25 06:57 • (DUP) R4254665-4 08/04/25 07:32

Analyte	Original Result	DUP Result	Dilution	DUP RPD	DUP Qualifier	DUP RPD Limits
	mg/l	mg/l		%		%
Chloride	113	113	5	0.831		15
Sulfate	263	270	5	2.60		15

L1883834-09 Original Sample (OS) • Duplicate (DUP)

(OS) L1883834-09 08/04/25 08:06 • (DUP) R4254665-6 08/04/25 08:41

Analyte	Original Result	DUP Result	Dilution	DUP RPD	DUP Qualifier	DUP RPD Limits
	mg/l	mg/l		%		%
Chloride	131	134	5	2.49		15
Sulfate	353	366	5	3.62		15

Laboratory Control Sample (LCS) • Laboratory Control Sample Duplicate (LCSD)

(LCS) R4254665-2 08/04/25 06:22 • (LCSD) R4254665-3 08/04/25 06:40

Analyte	Spike Amount	LCS Result	LCSD Result	LCS Rec.	LCSD Rec.	Rec. Limits	LCS Qualifier	LCSD Qualifier	RPD	RPD Limits
	mg/l	mg/l	mg/l	%	%	%			%	%
Chloride	40.0	35.0	37.4	87.5	93.5	80.0-120			6.61	15
Sulfate	40.0	34.7	37.2	86.9	93.0	80.0-120			6.77	15

Method Blank (MB)

(MB) R4257806-1 08/12/25 20:09

Analyte	MB Result mg/l	<u>MB Qualifier</u>	MB MDL mg/l	MB RDL mg/l
Hot Water Sol. Boron	ND		0.0199	0.100

Laboratory Control Sample (LCS) • Laboratory Control Sample Duplicate (LCSD)

(LCS) R4257806-2 08/12/25 20:12 • (LCSD) R4257806-3 08/12/25 20:16

Analyte	Spike Amount mg/l	LCS Result mg/l	LCSD Result mg/l	LCS Rec. %	LCSD Rec. %	Rec. Limits %	<u>LCS Qualifier</u>	<u>LCSD Qualifier</u>	RPD %	RPD Limits %
Hot Water Sol. Boron	1.00	0.932	0.961	93.2	96.1	80.0-120			3.07	20

¹Cp

²Tc

³Ss

⁴Cn

⁵Sr

⁶Qc

⁷Gl

⁸Al

⁹Sc

Method Blank (MB)

(MB) R4263258-7 08/24/25 18:13

Analyte	MB Result mg/kg	MB Qualifier	MB MDL mg/kg	MB RDL mg/kg
Arsenic	ND		0.100	0.100
Barium	ND		10.0	10.0
Cadmium	ND		0.100	0.100
Copper	ND		10.0	10.0
Lead	ND		10.0	10.0
Nickel	ND		10.0	10.0
Selenium	ND		0.100	0.100
Silver	ND		0.500	0.500
Zinc	ND		50.0	50.0

¹Cp

²Tc

³Ss

⁴Cn

⁵Sr

⁶Qc

Laboratory Control Sample (LCS)

(LCS) R4263258-8 08/24/25 18:17

Analyte	Spike Amount mg/kg	LCS Result mg/kg	LCS Rec. %	Rec. Limits %	LCS Qualifier
Arsenic	100	97.9	97.9	80.0-120	
Barium	100	92.2	92.2	80.0-120	
Cadmium	100	100	100	80.0-120	
Copper	100	94.1	94.1	80.0-120	
Lead	100	92.4	92.4	80.0-120	
Nickel	100	101	101	80.0-120	
Selenium	100	94.7	94.7	80.0-120	
Silver	20.0	19.2	95.9	80.0-120	
Zinc	100	95.9	95.9	80.0-120	

⁷Gl

⁸Al

⁹Sc

L1884458-10 Original Sample (OS) • Matrix Spike (MS) • Matrix Spike Duplicate (MSD)

(OS) L1884458-10 08/24/25 18:20 • (MS) R4263258-11 08/24/25 18:30 • (MSD) R4263258-12 08/24/25 18:33

Analyte	Spike Amount mg/kg	Original Result mg/kg	MS Result mg/kg	MSD Result mg/kg	MS Rec. %	MSD Rec. %	Dilution	Rec. Limits %	MS Qualifier	MSD Qualifier	RPD %	RPD Limits %
Arsenic	100	1.66	96.6	104	94.9	103	5	75.0-125			7.56	20
Barium	100	42.5	135	142	92.5	99.3	5	75.0-125			4.94	20
Cadmium	100	0.338	102	110	101	110	5	75.0-125			8.20	20
Copper	100	42.1	141	146	98.8	104	5	75.0-125			3.85	20
Lead	100	11.5	109	114	97.9	103	5	75.0-125			4.23	20
Nickel	100	15.4	123	125	108	109	5	75.0-125			1.12	20
Selenium	100	1.27	97.9	106	96.7	105	5	75.0-125			7.82	20
Silver	20.0	ND	19.3	20.8	96.3	104	5	75.0-125			7.49	20
Zinc	100	83.5	192	194	108	111	5	75.0-125			1.52	20

Method Blank (MB)

(MB) R4256835-3 08/05/25 10:26

Analyte	MB Result	MB Qualifier	MB MDL	MB RDL
TPH (GC/FID) Low Fraction	ND		2.00	2.50
(S) a,a,a-Trifluorotoluene(FID)	100			77.0-120

Laboratory Control Sample (LCS) • Laboratory Control Sample Duplicate (LCSD)

(LCS) R4256835-1 08/05/25 09:00 • (LCSD) R4256835-2 08/05/25 09:47

Analyte	Spike Amount	LCS Result	LCSD Result	LCS Rec.	LCSD Rec.	Rec. Limits	LCS Qualifier	LCSD Qualifier	RPD	RPD Limits
TPH (GC/FID) Low Fraction	5.00	4.93	4.96	98.6	99.2	72.0-127			0.607	20
(S) a,a,a-Trifluorotoluene(FID)				114	114	77.0-120				

L1884466-05 Original Sample (OS) • Matrix Spike (MS) • Matrix Spike Duplicate (MSD)

(OS) L1884466-05 08/05/25 17:36 • (MS) R4256835-4 08/05/25 17:56 • (MSD) R4256835-5 08/05/25 18:15

Analyte	Spike Amount	Original Result	MS Result	MSD Result	MS Rec.	MSD Rec.	Dilution	Rec. Limits	MS Qualifier	MSD Qualifier	RPD	RPD Limits
TPH (GC/FID) Low Fraction	125	ND	126	136	101	109	25	10.0-151			7.63	28
(S) a,a,a-Trifluorotoluene(FID)					114	115		77.0-120				

1 Cp

2 Tc

3 Ss

4 Cn

5 Sr

6 Qc

7 Gl

8 Al

9 Sc

Method Blank (MB)

(MB) R4254690-3 08/05/25 10:21

Analyte	MB Result mg/kg	MB Qualifier	MB MDL mg/kg	MB RDL mg/kg
TPH (GC/FID) Low Fraction	ND		2.00	2.50
^(S) a,a,a-Trifluorotoluene(FID)	103			77.0-120

1 Cp

2 Tc

3 Ss

4 Cn

Laboratory Control Sample (LCS) • Laboratory Control Sample Duplicate (LCSD)

(LCS) R4254690-1 08/05/25 09:14 • (LCSD) R4254690-2 08/05/25 09:36

Analyte	Spike Amount mg/kg	LCS Result mg/kg	LCSD Result mg/kg	LCS Rec. %	LCSD Rec. %	Rec. Limits %	LCS Qualifier	LCSD Qualifier	RPD %	RPD Limits %
TPH (GC/FID) Low Fraction	5.00	4.36	4.51	87.2	90.2	72.0-127			3.38	20
^(S) a,a,a-Trifluorotoluene(FID)				104	104	77.0-120				

5 Sr

6 Qc

7 Gl

L1884476-09 Original Sample (OS) • Matrix Spike (MS) • Matrix Spike Duplicate (MSD)

(OS) L1884476-09 08/05/25 19:12 • (MS) R4254690-4 08/05/25 19:34 • (MSD) R4254690-5 08/05/25 19:57

Analyte	Spike Amount mg/kg	Original Result mg/kg	MS Result mg/kg	MSD Result mg/kg	MS Rec. %	MSD Rec. %	Dilution	Rec. Limits %	MS Qualifier	MSD Qualifier	RPD %	RPD Limits %
TPH (GC/FID) Low Fraction	125	54.4	171	175	93.3	96.5	25	10.0-151			2.31	28
^(S) a,a,a-Trifluorotoluene(FID)					105	106		77.0-120				

8 Al

9 Sc

Method Blank (MB)

(MB) R4255689-2 08/03/25 22:30

Analyte	MB Result	MB Qualifier	MB MDL	MB RDL
	ug/l		ug/l	ug/l
Benzene	ND		0.320	1.00
Toluene	ND		0.274	1.00
Ethylbenzene	ND		0.234	1.00
Xylenes, Total	ND		0.319	3.00
Naphthalene	ND		2.64	5.00
1,2,4-Trimethylbenzene	ND		0.274	2.00
1,3,5-Trimethylbenzene	ND		0.266	1.00
(S) Toluene-d8	107			80.0-120
(S) 4-Bromofluorobenzene	101			77.0-126
(S) 1,2-Dichloroethane-d4	80.6			70.0-130

Laboratory Control Sample (LCS) • Laboratory Control Sample Duplicate (LCSD)

(LCS) R4255689-1 08/03/25 20:17 • (LCSD) R4255689-3 08/03/25 23:41

Analyte	Spike Amount	LCS Result	LCSD Result	LCS Rec.	LCSD Rec.	Rec. Limits	LCS Qualifier	LCSD Qualifier	RPD	RPD Limits
	ug/l	ug/l	ug/l	%	%	%			%	%
Benzene	25.0	24.4	25.9	97.6	104	70.0-123			5.96	20
Toluene	25.0	25.4	26.3	102	105	79.0-120			3.48	20
Ethylbenzene	25.0	25.5	26.8	102	107	79.0-123			4.97	20
Xylenes, Total	75.0	75.5	78.4	101	105	79.0-123			3.77	20
Naphthalene	25.0	15.1	13.6	60.4	54.4	54.0-135			10.5	20
1,2,4-Trimethylbenzene	25.0	20.8	20.9	83.2	83.6	76.0-121			0.480	20
1,3,5-Trimethylbenzene	25.0	20.5	20.8	82.0	83.2	76.0-122			1.45	20
(S) Toluene-d8				106	105	80.0-120				
(S) 4-Bromofluorobenzene				99.4	101	77.0-126				
(S) 1,2-Dichloroethane-d4				85.7	86.3	70.0-130				

¹Cp

²Tc

³Ss

⁴Cn

⁵Sr

⁶Qc

⁷Gl

⁸Al

⁹Sc

Method Blank (MB)

(MB) R4256936-3 08/05/25 12:26

Analyte	MB Result mg/kg	MB Qualifier	MB MDL mg/kg	MB RDL mg/kg
Benzene	ND		0.00100	0.00100
Ethylbenzene	ND		0.0100	0.0100
Toluene	ND		0.0100	0.0100
1,2,4-Trimethylbenzene	ND		0.00500	0.00500
1,3,5-Trimethylbenzene	ND		0.00500	0.00500
Xylenes, Total	ND		0.100	0.100
(S) Toluene-d8	104			75.0-131
(S) 4-Bromofluorobenzene	107			67.0-138
(S) 1,2-Dichloroethane-d4	70.9			70.0-130

Laboratory Control Sample (LCS) • Laboratory Control Sample Duplicate (LCSD)

(LCS) R4256936-1 08/05/25 10:36 • (LCSD) R4256936-2 08/05/25 10:58

Analyte	Spike Amount mg/kg	LCS Result mg/kg	LCSD Result mg/kg	LCS Rec. %	LCSD Rec. %	Rec. Limits %	LCS Qualifier	LCSD Qualifier	RPD %	RPD Limits %
Benzene	0.625	0.569	0.533	91.0	85.3	70.0-123			6.53	20
Ethylbenzene	0.625	0.655	0.648	105	104	74.0-126			1.07	20
Toluene	0.625	0.606	0.606	97.0	97.0	75.0-121			0.000	20
1,2,4-Trimethylbenzene	0.625	0.688	0.661	110	106	70.0-126			4.00	20
1,3,5-Trimethylbenzene	0.625	0.673	0.643	108	103	73.0-127			4.56	20
Xylenes, Total	1.88	2.02	2.00	107	106	72.0-127			0.995	20
(S) Toluene-d8				103	102	75.0-131				
(S) 4-Bromofluorobenzene				108	109	67.0-138				
(S) 1,2-Dichloroethane-d4				91.1	85.4	70.0-130				

1 Cp

2 Tc

3 Ss

4 Cn

5 Sr

6 Qc

7 Gl

8 Al

9 Sc

Method Blank (MB)

(MB) R4256190-1 08/08/25 14:39

Analyte	MB Result	MB Qualifier	MB MDL	MB RDL
	mg/kg		mg/kg	mg/kg
C10-C28 Diesel Range	ND		1.61	4.00
C28-C36 Motor Oil Range	1.65	J	0.274	4.00
(S) o-Terphenyl	70.6			18.0-148

Laboratory Control Sample (LCS)

(LCS) R4256190-2 08/08/25 14:52

Analyte	Spike Amount	LCS Result	LCS Rec.	Rec. Limits	LCS Qualifier
	mg/kg	mg/kg	%	%	
C10-C28 Diesel Range	50.0	43.1	86.2	50.0-150	
(S) o-Terphenyl			59.8	18.0-148	

L1884458-08 Original Sample (OS) • Matrix Spike (MS) • Matrix Spike Duplicate (MSD)

(OS) L1884458-08 08/08/25 15:55 • (MS) R4256190-3 08/08/25 16:08 • (MSD) R4256190-4 08/08/25 16:20

Analyte	Spike Amount	Original Result	MS Result	MSD Result	MS Rec.	MSD Rec.	Dilution	Rec. Limits	MS Qualifier	MSD Qualifier	RPD	RPD Limits
	mg/kg	mg/kg	mg/kg	mg/kg	%	%		%			%	%
C10-C28 Diesel Range	49.4	2.04	42.6	41.3	82.1	79.5	1	50.0-150			3.10	20
(S) o-Terphenyl					55.3	56.4		18.0-148				

1 Cp

2 Tc

3 Ss

4 Cn

5 Sr

6 Qc

7 Gl

8 Al

9 Sc

Method Blank (MB)

(MB) R4256157-1 08/08/25 16:44

Analyte	MB Result	MB Qualifier	MB MDL	MB RDL
	mg/kg		mg/kg	mg/kg
C10-C28 Diesel Range	ND		1.61	4.00
C28-C36 Motor Oil Range	1.07	↓	0.274	4.00
(S) o-Terphenyl	70.6			18.0-148

Laboratory Control Sample (LCS)

(LCS) R4256157-2 08/08/25 16:58

Analyte	Spike Amount	LCS Result	LCS Rec.	Rec. Limits	LCS Qualifier
	mg/kg	mg/kg	%	%	
C10-C28 Diesel Range	50.0	39.3	78.6	50.0-150	
(S) o-Terphenyl			72.8	18.0-148	

L1886137-01 Original Sample (OS) • Matrix Spike (MS) • Matrix Spike Duplicate (MSD)

(OS) L1886137-01 08/08/25 19:57 • (MS) R4256157-3 08/08/25 20:11 • (MSD) R4256157-4 08/08/25 20:25

Analyte	Spike Amount	Original Result	MS Result	MSD Result	MS Rec.	MSD Rec.	Dilution	Rec. Limits	MS Qualifier	MSD Qualifier	RPD	RPD Limits
	mg/kg	mg/kg	mg/kg	mg/kg	%	%		%			%	%
C10-C28 Diesel Range	48.2	650	683	787	68.5	282	10	50.0-150		↓	14.1	20
(S) o-Terphenyl					48.3	81.7		18.0-148				

1 Cp

2 Tc

3 Ss

4 Cn

5 Sr

6 Qc

7 Gl

8 Al

9 Sc

Method Blank (MB)

(MB) R4256620-1 08/10/25 02:19

Analyte	MB Result mg/kg	MB Qualifier	MB MDL mg/kg	MB RDL mg/kg
C10-C28 Diesel Range	ND		1.61	4.00
C28-C36 Motor Oil Range	ND		0.274	4.00
(S) o-Terphenyl	68.6			18.0-148

Laboratory Control Sample (LCS)

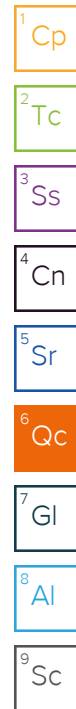
(LCS) R4256620-2 08/10/25 02:33

Analyte	Spike Amount mg/kg	LCS Result mg/kg	LCS Rec. %	Rec. Limits %	LCS Qualifier
C10-C28 Diesel Range	50.0	41.5	83.0	50.0-150	
(S) o-Terphenyl			58.3	18.0-148	

L1884474-01 Original Sample (OS) • Matrix Spike (MS) • Matrix Spike Duplicate (MSD)

(OS) L1884474-01 08/10/25 05:49 • (MS) R4256620-3 08/10/25 06:03 • (MSD) R4256620-4 08/10/25 06:17

Analyte	Spike Amount mg/kg	Original Result mg/kg	MS Result mg/kg	MSD Result mg/kg	MS Rec. %	MSD Rec. %	Dilution	Rec. Limits %	MS Qualifier	MSD Qualifier	RPD %	RPD Limits %
C10-C28 Diesel Range	48.2	4.57	39.3	42.5	72.1	78.7	1	50.0-150			7.82	20
(S) o-Terphenyl					46.0	47.7		18.0-148				



Method Blank (MB)

(MB) R4256660-2 08/08/25 20:34

Analyte	MB Result mg/kg	MB Qualifier	MB MDL mg/kg	MB RDL mg/kg
Acenaphthene	ND		0.0330	0.0330
Anthracene	ND		0.0330	0.0330
Benzo(a)anthracene	ND		0.00600	0.00600
Benzo(b)fluoranthene	ND		0.0330	0.0330
Benzo(k)fluoranthene	ND		0.0330	0.0330
Benzo(a)pyrene	ND		0.0330	0.0330
Chrysene	ND		0.0330	0.0330
Dibenz(a,h)anthracene	ND		0.0330	0.0330
Fluoranthene	ND		0.0330	0.0330
Fluorene	ND		0.0330	0.0330
Indeno(1,2,3-cd)pyrene	ND		0.0330	0.0330
1-Methylnaphthalene	ND		0.00300	0.00300
2-Methylnaphthalene	ND		0.0120	0.0120
Naphthalene	ND		0.00300	0.00300
Pyrene	ND		0.0330	0.0330
(S) p-Terphenyl-d14	95.1			23.0-120
(S) Nitrobenzene-d5	88.8			14.0-149
(S) 2-Fluorobiphenyl	93.9			34.0-125

¹Cp

²Tc

³Ss

⁴Cn

⁵Sr

⁶Qc

⁷Gl

⁸Al

⁹Sc

Laboratory Control Sample (LCS)

(LCS) R4256660-1 08/08/25 20:16

Analyte	Spike Amount mg/kg	LCS Result mg/kg	LCS Rec. %	Rec. Limits %	LCS Qualifier
Acenaphthene	0.0800	0.0729	91.1	50.0-120	
Anthracene	0.0800	0.0789	98.6	50.0-126	
Benzo(a)anthracene	0.0800	0.0802	100	45.0-120	
Benzo(b)fluoranthene	0.0800	0.0792	99.0	42.0-121	
Benzo(k)fluoranthene	0.0800	0.0761	95.1	49.0-125	
Benzo(a)pyrene	0.0800	0.0650	81.3	42.0-120	
Chrysene	0.0800	0.0797	99.6	49.0-122	
Dibenz(a,h)anthracene	0.0800	0.0758	94.8	47.0-125	
Fluoranthene	0.0800	0.0804	101	49.0-129	
Fluorene	0.0800	0.0764	95.5	49.0-120	
Indeno(1,2,3-cd)pyrene	0.0800	0.0760	95.0	46.0-125	
1-Methylnaphthalene	0.0800	0.0762	95.3	51.0-121	
2-Methylnaphthalene	0.0800	0.0744	93.0	50.0-120	
Naphthalene	0.0800	0.0736	92.0	50.0-120	
Pyrene	0.0800	0.0804	101	43.0-123	

Laboratory Control Sample (LCS)

(LCS) R4256660-1 08/08/25 20:16

Analyte	Spike Amount mg/kg	LCS Result mg/kg	LCS Rec. %	Rec. Limits %	LCS Qualifier
(S) p-Terphenyl-d14			97.6	23.0-120	
(S) Nitrobenzene-d5			102	14.0-149	
(S) 2-Fluorobiphenyl			99.6	34.0-125	

L1884475-03 Original Sample (OS) • Matrix Spike (MS) • Matrix Spike Duplicate (MSD)

(OS) L1884475-03 08/09/25 18:05 • (MS) R4256972-1 08/09/25 18:23 • (MSD) R4256972-2 08/09/25 18:40

Analyte	Spike Amount mg/kg	Original Result mg/kg	MS Result mg/kg	MSD Result mg/kg	MS Rec. %	MSD Rec. %	Dilution	Rec. Limits %	MS Qualifier	MSD Qualifier	RPD %	RPD Limits %
Acenaphthene	0.0776	ND	0.0600	0.0586	77.3	75.1	1	14.0-127			2.36	27
Anthracene	0.0776	ND	0.0681	0.0730	87.8	93.6	1	10.0-145			6.95	30
Benzo(a)anthracene	0.0776	0.00791	0.0706	0.0821	80.8	95.1	1	10.0-139			15.1	30
Benzo(b)fluoranthene	0.0776	ND	0.0690	0.0821	88.9	105	1	10.0-140			17.3	36
Benzo(k)fluoranthene	0.0776	ND	0.0654	0.0681	84.3	87.3	1	10.0-137			4.04	31
Benzo(a)pyrene	0.0776	ND	0.0711	0.0780	91.6	100	1	10.0-141			9.26	31
Chrysene	0.0776	ND	0.0755	0.0884	97.3	113	1	10.0-145			15.7	30
Dibenz(a,h)anthracene	0.0776	ND	0.0705	0.0640	90.9	82.1	1	10.0-132			9.67	31
Fluoranthene	0.0776	ND	0.0944	0.133	122	171	1	10.0-153		J3 J5	33.9	33
Fluorene	0.0776	ND	0.0655	0.0646	84.4	82.8	1	11.0-130			1.38	29
Indeno(1,2,3-cd)pyrene	0.0776	ND	0.0681	0.0731	87.8	93.7	1	10.0-137			7.08	32
1-Methylnaphthalene	0.0776	ND	0.0705	0.0665	90.9	85.3	1	10.0-142			5.84	28
2-Methylnaphthalene	0.0776	ND	0.0649	0.0612	83.6	78.5	1	10.0-137			5.87	28
Naphthalene	0.0776	ND	0.0604	0.0574	77.8	73.6	1	10.0-135			5.09	27
Pyrene	0.0776	ND	0.0693	0.0905	89.3	116	1	10.0-148			26.5	35
(S) p-Terphenyl-d14					78.0	71.3		23.0-120				
(S) Nitrobenzene-d5					76.4	71.2		14.0-149				
(S) 2-Fluorobiphenyl					81.8	77.6		34.0-125				

1 Cp

2 Tc

3 Ss

4 Cn

5 Sr

6 Qc

7 Gl

8 Al

9 Sc

GLOSSARY OF TERMS

Guide to Reading and Understanding Your Laboratory Report

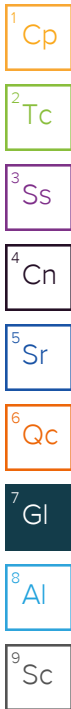
The information below is designed to better explain the various terms used in your report of analytical results from the Laboratory. This is not intended as a comprehensive explanation, and if you have additional questions please contact your project representative.

Results Disclaimer - Information that may be provided by the customer, and contained within this report, include Permit Limits, Project Name, Sample ID, Sample Matrix, Sample Preservation, Field Blanks, Field Spikes, Field Duplicates, On-Site Data, Sampling Collection Dates/Times, and Sampling Location. Results relate to the accuracy of this information provided, and as the samples are received.

Abbreviations and Definitions

MDL	Method Detection Limit.
ND	Not detected at the Reporting Limit (or MDL where applicable).
RDL	Reported Detection Limit.
Rec.	Recovery.
RPD	Relative Percent Difference.
SDG	Sample Delivery Group.
(S)	Surrogate (Surrogate Standard) - Analytes added to every blank, sample, Laboratory Control Sample/Duplicate and Matrix Spike/Duplicate; used to evaluate analytical efficiency by measuring recovery. Surrogates are not expected to be detected in all environmental media.
Analyte	The name of the particular compound or analysis performed. Some Analyses and Methods will have multiple analytes reported.
Dilution	If the sample matrix contains an interfering material, the sample preparation volume or weight values differ from the standard, or if concentrations of analytes in the sample are higher than the highest limit of concentration that the laboratory can accurately report, the sample may be diluted for analysis. If a value different than 1 is used in this field, the result reported has already been corrected for this factor.
Limits	These are the target % recovery ranges or % difference value that the laboratory has historically determined as normal for the method and analyte being reported. Successful QC Sample analysis will target all analytes recovered or duplicated within these ranges.
Original Sample	The non-spiked sample in the prep batch used to determine the Relative Percent Difference (RPD) from a quality control sample. The Original Sample may not be included within the reported SDG.
Qualifier	This column provides a letter and/or number designation that corresponds to additional information concerning the result reported. If a Qualifier is present, a definition per Qualifier is provided within the Glossary and Definitions page and potentially a discussion of possible implications of the Qualifier in the Case Narrative if applicable.
Result	The actual analytical final result (corrected for any sample specific characteristics) reported for your sample. If there was no measurable result returned for a specific analyte, the result in this column may state "ND" (Not Detected) or "BDL" (Below Detectable Levels). The information in the results column should always be accompanied by either an MDL (Method Detection Limit) or RDL (Reporting Detection Limit) that defines the lowest value that the laboratory could detect or report for this analyte.
Uncertainty (Radiochemistry)	Confidence level of 2 sigma.
U (Radiochemistry)	Result + Error < MDA.
J (Radiochemistry)	Result < MDA; Result + Error > MDA.
Case Narrative (Cn)	A brief discussion about the included sample results, including a discussion of any non-conformances to protocol observed either at sample receipt by the laboratory from the field or during the analytical process. If present, there will be a section in the Case Narrative to discuss the meaning of any data qualifiers used in the report.
Quality Control Summary (Qc)	This section of the report includes the results of the laboratory quality control analyses required by procedure or analytical methods to assist in evaluating the validity of the results reported for your samples. These analyses are not being performed on your samples typically, but on laboratory generated material.
Sample Chain of Custody (Sc)	This is the document created in the field when your samples were initially collected. This is used to verify the time and date of collection, the person collecting the samples, and the analyses that the laboratory is requested to perform. This chain of custody also documents all persons (excluding commercial shippers) that have had control or possession of the samples from the time of collection until delivery to the laboratory for analysis.
Sample Results (Sr)	This section of your report will provide the results of all testing performed on your samples. These results are provided by sample ID and are separated by the analyses performed on each sample. The header line of each analysis section for each sample will provide the name and method number for the analysis reported.
Sample Summary (Ss)	This section of the Analytical Report defines the specific analyses performed for each sample ID, including the dates and times of preparation and/or analysis.

Qualifier	Description
B	The same analyte is found in the associated blank.
C3	The reported concentration is an estimate. The continuing calibration standard associated with this data responded low. Method sensitivity check is acceptable.
J	The identification of the analyte is acceptable; the reported value is an estimate.
J3	The associated batch QC was outside the established quality control range for precision.
J5	The sample matrix interfered with the ability to make any accurate determination; spike value is high.
P1	RPD value not applicable for sample concentrations less than 5 times the reporting limit.
V	The sample concentration is too high to evaluate accurate spike recoveries.



ACCREDITATIONS & LOCATIONS

Pace Analytical National 12065 Lebanon Rd Mount Juliet, TN 37122

Alabama	40660	Nebraska	NE-OS-15-05
Alaska	17-026	Nevada	TN000032021-1
Arizona	AZ0612	New Hampshire	2975
Arkansas	88-0469	New Jersey–NELAP	TN002
California	2932	New Mexico ¹	TN00003
Colorado	TN00003	New York	11742
Connecticut	PH-0197	North Carolina	Env375
Florida	E87487	North Carolina ¹	DW21704
Georgia	NELAP	North Carolina ³	41
Georgia ¹	923	North Dakota	R-140
Idaho	TN00003	Ohio–VAP	CL0069
Illinois	200008	Oklahoma	9915
Indiana	C-TN-01	Oregon	TN200002
Iowa	364	Pennsylvania	68-02979
Kansas	E-10277	Rhode Island	LA000356
Kentucky ^{1,6}	KY90010	South Carolina	84004002
Kentucky ²	16	South Dakota	n/a
Louisiana	AI30792	Tennessee ^{1,4}	2006
Louisiana	LA018	Texas	T104704245-20-18
Maine	TN00003	Texas ⁵	LAB0152
Maryland	324	Utah	TN000032021-11
Massachusetts	M-TN003	Vermont	VT2006
Michigan	9958	Virginia	110033
Minnesota	047-999-395	Washington	C847
Mississippi	TN00003	West Virginia	233
Missouri	340	Wisconsin	998093910
Montana	CERT0086	Wyoming	A2LA
A2LA – ISO 17025	1461.01	AIHA-LAP,LLC EMLAP	100789
A2LA – ISO 17025 ⁵	1461.02	DOD	1461.01
Canada	1461.01	USDA	P330-15-00234
EPA–Crypto	TN00003		

¹ Drinking Water ² Underground Storage Tanks ³ Aquatic Toxicity ⁴ Chemical/Microbiological ⁵ Mold ⁶ Wastewater n/a Accreditation not applicable

* Not all certifications held by the laboratory are applicable to the results reported in the attached report.

* Accreditation is only applicable to the test methods specified on each scope of accreditation held by Pace Analytical.

¹ Cp

² Tc

³ Ss

⁴ Cn

⁵ Sr

⁶ Qc

⁷ Gl

⁸ Al

⁹ Sc

Company Name/Address: Civitas/Tasman - CO 4725 Independence St, Wheat Ridge, Colorado 80033		Billing Information: Accounts Payable 650 Southgate Dr. Windsor, CO 80550		Pres Chk	Analysis / Container / Preservative							Chain of Custody Page <u>1</u> of <u>2</u>	
---	--	---	--	-------------	-------------------------------------	--	--	--	--	--	--	--	--



MT JULIET, TN
12065 Lebanon Rd Mount Juliet, TN 37122 Submitting a sample via this chain of custody constitutes acknowledgment and acceptance of the Pace Terms and Conditions found at: <https://info.pacelabs.com/hubs/pas-standard-terms.pdf>

Project Manager: Sam Vogt / Jacob Evans		Email: svogt@tasman-geo.com / Jevans@civiresources.com	
---	--	---	--

Project Name: Baker Unit - G1N68W 27SENE			Please Circle: PT <input type="checkbox"/> MT <input type="checkbox"/> CT <input type="checkbox"/> ET <input type="checkbox"/>	
---	--	--	---	--

Phone: 610-405-9078	Lab Project #:	AFE# or C/C: 24652, 24653 24659, 24660	Full TABLE915 8ozClr-NoPres Background TABLE915 8ozClr-NoPres V8260 (GW TABLE915) 40mL Amb-HCl Chloride, Sulfate 125mL HDPE-NoPres TDS 1L-HDPE-NoPres pH Chromium (VI)
----------------------------	----------------	---	--

SDG # **L1884466**
G186

Collected by (print): Don Tyson	Site/Facility ID #:	Billing Code #: 8520.154
---	---------------------	------------------------------------

Acctnum: **CIVTASBCO**
Template: **T250702**
Prelogin: **P1068185**
PM: **824 - Chris Ward**
PB:

Collected by (signature): <i>[Signature]</i>	Rush? (Lab MUST Be Notified) Same Day <input type="checkbox"/> Five Day <input type="checkbox"/> Next Day <input type="checkbox"/> 5 Day (Rad Only) <input type="checkbox"/> Two Day <input type="checkbox"/> 10 Day (Rad Only) <input type="checkbox"/> Three Day <input type="checkbox"/>	Quote #	Date Results Needed STD	# of Containers
---	--	---------	-----------------------------------	-----------------

Shipped Via: **FedEX Ground**

Sample ID	Comp/Grab	Matrix *	Depth	Date	Time	# of Containers	Full TABLE915 8ozClr-NoPres	Background TABLE915 8ozClr-NoPres	V8260 (GW TABLE915) 40mL Amb-HCl	Chloride, Sulfate 125mL HDPE-NoPres	TDS 1L-HDPE-NoPres	pH	Chromium (VI)	Remarks	Sample # (lab only)
SEP-B01 @ 3'	Grcb	SS	3'	8/11/25	0900	2	↓								-01
SEP-N01 @ 2'			2'		0905		↓								-02
SEP-N02 @ 2'					0910		↓								-03
SEP-S01 @ 2'					0915		↓								-04
SEP-S02 @ 2'					0920		↓								-05
SEP-E01 @ 2'					0925		↓								-06
SEP-W01 @ 2'					0930		↓								-07
AST1-B01R @ 3"			3"		0935							X	X		-08
AST2-B01R @ 3"					0940							↓			-09
AST3-B01R @ 3"					0945							↓			-10

* Matrix: SS - Soil AIR - Air F - Filter GW - Groundwater B - Bioassay WW - WasteWater DW - Drinking Water OT - Other	Remarks: pH, EC, SAR by saturated paste preparation method Boron by hot water soluble preparation method Table 915-1 Metals - As, Ba, Cd, Cu, Pb, Ni, Se, Ag, Zn, Cr VI	pH _____ Temp _____ Flow _____ Other _____	Sample Receipt Checklist: COC Seal Present/Intact: <input checked="" type="checkbox"/> NP <input type="checkbox"/> Y <input type="checkbox"/> N COC Signed/Accurate: <input checked="" type="checkbox"/> Y <input type="checkbox"/> N Bottles arrive intact: <input checked="" type="checkbox"/> Y <input type="checkbox"/> N Correct bottles used: <input checked="" type="checkbox"/> Y <input type="checkbox"/> N Sufficient volume sent: <input checked="" type="checkbox"/> Y <input type="checkbox"/> N If Applicable VOR Zero Headspace: <input checked="" type="checkbox"/> Y <input type="checkbox"/> N Preservation Correct/Checked: <input checked="" type="checkbox"/> Y <input type="checkbox"/> N RAD Screen <0.5 mR/hr: <input checked="" type="checkbox"/> Y <input type="checkbox"/> N
--	--	---	--

Relinquished by: (Signature) <i>[Signature]</i>	Date: 8/11/25	Time: 1437	Received by: (Signature) <i>[Signature]</i>	Trip Blank Received: Yes <input type="checkbox"/> No <input checked="" type="checkbox"/>	HCL/ MeOH TBR
Relinquished by: (Signature) <i>[Signature]</i>	Date: 8-1-25	Time: 16:00	Received by: (Signature) <i>[Signature]</i>	Temp: _____ °C Bottles Received: 25	If preservation required by Login: Date/Time
Relinquished by: (Signature) <i>[Signature]</i>	Date:	Time:	Received for lab by: (Signature) <i>Jacob</i>	Date: 8/12/25	Time: 8:00

Condition:
NCF /

Company Name/Address:
Civitas/Tasman - CO
 4725 Independence St,
 Wheat Ridge, Colorado 80033

Billing Information:
Accounts Payable
 650 Southgate Dr.
 Windsor, CO 80550

Pres
 Chk

Project Manager:
Sam Vogt / Jacob Evans

Email: **svogt@tasman-geo.com / Jevans@civiresources.com**

Project Name: **Baker C Unit - 61N 68W 27SENE**

Please Circle:
 PT MT CT ET

Phone: **610-405-9078**

Lab Project #:

AFE# or C/C: **240659, 240660
 240652, 240653**

Collected by (print):
Dan Tyson

Site/Facility ID #:

Billing Code #:
8520.154

Collected by (signature):
[Signature]
 Immediately Packed on Ice N ___ Y

Rush? (Lab MUST Be Notified)
 ___ Same Day ___ Five Day
 ___ Next Day ___ 5 Day (Rad Only)
 ___ Two Day ___ 10 Day (Rad Only)
 ___ Three Day

Quote #
 Date Results Needed
SD

Analysis / Container / Preservative						
Full TABLE915 8ozClr-NoPres	Background TABLE915 8ozClr-NoPres	V8260 (GW TABLE915) 40mL Amb-HCl	Chloride, Sulfate 125mL HDPE-NoPres	TDS 1L-HDPE-NoPres		
		X	X	X		

Chain of Custody Page 2 of 2

Pace
 PEOPLE ADVANCING SCIENCE

MT JULIET, TN
 12065 Lebanon Rd Mount Juliet, TN 37122 Submitting a sample via this chain of custody constitutes acknowledgment and acceptance of the Pace Terms and Conditions found at: <https://info.pacelabs.com/hubs/pas-standard-terms.pdf>

SDG # **L1884466**

Table #

Acctnum: **CIVTASBCO**
 Template: **T250702**
 Prelogin: **P1068185**
 PM: **824 - Chris Ward**
 PB:
 Shipped Via: **FedEX Ground**

Sample ID	Comp/Grab	Matrix *	Depth	Date	Time	# of Containers
GW01	Grab	GW	-	8/1/25	1000	5

Remarks	Sample # (lab only)
	-11

* Matrix:
 SS - Soil AIR - Air F - Filter
 GW - Groundwater B - Bioassay
 WW - WasteWater
 DW - Drinking Water
 OT - Other _____

Remarks:
 pH, EC, SAR by saturated paste preparation method
 Boron by hot water soluble preparation method
 Table 915-1 Metals - As, Ba, Cd, Cu, Pb, Ni, Se, Ag, Zn, Cr VI

Samples returned via: _____ Tracking # _____
 ___ UPS ___ FedEx ___ Courier _____

pH _____ Temp _____
 Flow _____ Other _____

Sample Receipt Checklist
 COC Seal Present/Intact: ___ NP Y ___ N
 COC Signed/Accurate: ___ Y ___ N
 Bottles arrive intact: ___ Y ___ N
 Correct bottles used: ___ Y ___ N
 Sufficient volume sent: ___ Y ___ N
 If Applicable
 VOA Zero Headspace: ___ Y ___ N
 Preservation Correct/Checked: ___ Y ___ N
 RAD Screen <0.5 mR/hr: ___ Y ___ N

Relinquished by: (Signature)
[Signature]

Date: **8/1/25**

Time: **1437**

Received by: (Signature)
[Signature]

Trip Blank Received: Yes No
 HCL / MeOH
 TBR

Temp: °C Bottles Received: **25**
TLA93-1-0.1-3.0

Relinquished by: (Signature)
[Signature]

Date: **8-1-25**

Time: **1300**

Received by: (Signature)
[Signature]

Temp: °C Bottles Received: **25**
TLA93-1-0.1-3.0

If preservation required by Login: Date/Time

Relinquished by: (Signature)
[Signature]

Date: **8/2/25**

Time: **8:00**

Received for lab by: (Signature)
[Signature]

Date: **8/2/25** Time: **8:00**

Hold: Condition: **NCF / OK**