

Soil Sage

Sample Delivery Group: L1909033
Samples Received: 10/17/2025
Project Number: OWP-320365
Description: 320365 - HELIX 1
Site: 320365
Report To: Judy Daniels, James Hix
8323 Depew Way
Arvada, CO 80003

Entire Report Reviewed By:



Tony Gibson
Project Manager

Results relate only to the items tested or calibrated and are reported as rounded values. This test report shall not be reproduced, except in full, without written approval of the laboratory. Where applicable, sampling conducted by Pace Analytical National is performed per guidance provided in laboratory standard operating procedures ENV-SOP-MTJL-0067 and ENV-SOP-MTJL-0068. Where sampling conducted by the customer, results relate to the accuracy of the information provided, and as the samples are received.

Pace Analytical National

12065 Lebanon Rd Mount Juliet, TN 37122 615-758-5858 800-767-5859 mydata.pacelabs.com

TABLE OF CONTENTS

Cp: Cover Page	1
Tc: Table of Contents	2
Ss: Sample Summary	3
Cn: Case Narrative	5
Sr: Sample Results	6
320365-H-TBW-S1 L1909033-01	6
320365-H-TBE-S2 L1909033-02	8
320365-H-SEP-S3 L1909033-03	10
320365-H-FL1-S4 L1909033-04	12
320365-H-FL2-S5 L1909033-05	14
Qc: Quality Control Summary	16
Total Solids by Method 2540 G-2011	16
Wet Chemistry by Method 7199	17
Wet Chemistry by Method 9045D (S-1.10)	18
Wet Chemistry by Method 9050AMod (S-1.20)	20
Metals (ICP) by Method 6010D (S-7.10)	22
Metals (ICPMS) by Method 6020B	23
Volatile Organic Compounds (GC) by Method 8015D	24
Volatile Organic Compounds (GC/MS) by Method 8260D	25
Semi-Volatile Organic Compounds (GC) by Method 8015M	26
Semi Volatile Organic Compounds (GC/MS) by Method 8270E-SIM	28
Gl: Glossary of Terms	30
Al: Accreditations & Locations	31
Sc: Sample Chain of Custody	32



SAMPLE SUMMARY

320365-H-TBW-S1 L1909033-01

Collected by: Soil Sage
 Collected date/time: 10/15/25 11:20
 Received date/time: 10/17/25 08:30

Method	Batch	Dilution	Preparation date/time	Analysis date/time	Analyst	Location
Calculated Results	WG2623164	1	10/20/25 11:50	10/20/25 11:50	MAP	Mt. Juliet, TN
Total Solids by Method 2540 G-2011	WG2622937	1	10/20/25 14:05	10/20/25 14:13	KDW	Mt. Juliet, TN
Wet Chemistry by Method 7199	WG2623489	1	10/19/25 11:50	10/21/25 17:41	DLH	Mt. Juliet, TN
Wet Chemistry by Method 9045D (S-1.10)	WG2623689	1	10/20/25 09:17	10/20/25 11:57	BJM	Mt. Juliet, TN
Wet Chemistry by Method 9050AMod (S-1.20)	WG2623707	1	10/20/25 09:29	10/21/25 03:41	AVB	Mt. Juliet, TN
Metals (ICP) by Method 6010D (S-7.10)	WG2623140	1	10/18/25 14:40	10/18/25 15:59	RLS	Mt. Juliet, TN
Metals (ICPMS) by Method 6020B	WG2623108	1.02	10/18/25 16:59	11/04/25 19:58	LD	Mt. Juliet, TN
Volatile Organic Compounds (GC) by Method 8015D	WG2623407	25	10/19/25 08:02	10/19/25 15:03	JAH	Mt. Juliet, TN
Volatile Organic Compounds (GC/MS) by Method 8260D	WG2623426	1	10/19/25 08:02	10/19/25 14:01	JBE	Mt. Juliet, TN
Semi-Volatile Organic Compounds (GC) by Method 8015M	WG2623383	1	10/21/25 08:02	10/22/25 14:57	PS	Mt. Juliet, TN
Semi Volatile Organic Compounds (GC/MS) by Method 8270E-SIM	WG2624440	1	10/22/25 09:49	10/22/25 21:08	DMG	Mt. Juliet, TN



320365-H-TBE-S2 L1909033-02

Collected by: Soil Sage
 Collected date/time: 10/15/25 11:25
 Received date/time: 10/17/25 08:30

Method	Batch	Dilution	Preparation date/time	Analysis date/time	Analyst	Location
Calculated Results	WG2623164	1	10/20/25 11:52	10/20/25 11:52	MAP	Mt. Juliet, TN
Total Solids by Method 2540 G-2011	WG2622937	1	10/20/25 14:05	10/20/25 14:13	KDW	Mt. Juliet, TN
Wet Chemistry by Method 7199	WG2623489	1	10/19/25 11:50	10/21/25 17:52	DLH	Mt. Juliet, TN
Wet Chemistry by Method 9045D (S-1.10)	WG2623689	1	10/20/25 09:17	10/20/25 11:57	BJM	Mt. Juliet, TN
Wet Chemistry by Method 9050AMod (S-1.20)	WG2623707	1	10/20/25 09:29	10/21/25 03:41	AVB	Mt. Juliet, TN
Metals (ICP) by Method 6010D (S-7.10)	WG2623140	1	10/18/25 14:40	10/18/25 16:02	RLS	Mt. Juliet, TN
Metals (ICPMS) by Method 6020B	WG2623108	1.09	10/18/25 16:59	11/04/25 20:01	LD	Mt. Juliet, TN
Volatile Organic Compounds (GC) by Method 8015D	WG2623407	25	10/19/25 08:02	10/19/25 15:26	JAH	Mt. Juliet, TN
Volatile Organic Compounds (GC/MS) by Method 8260D	WG2623426	1	10/19/25 08:02	10/19/25 14:21	JBE	Mt. Juliet, TN
Semi-Volatile Organic Compounds (GC) by Method 8015M	WG2623383	1	10/21/25 08:02	10/22/25 15:25	PS	Mt. Juliet, TN
Semi Volatile Organic Compounds (GC/MS) by Method 8270E-SIM	WG2624440	1	10/22/25 09:49	10/22/25 22:06	DMG	Mt. Juliet, TN

320365-H-SEP-S3 L1909033-03

Collected by: Soil Sage
 Collected date/time: 10/15/25 11:30
 Received date/time: 10/17/25 08:30

Method	Batch	Dilution	Preparation date/time	Analysis date/time	Analyst	Location
Calculated Results	WG2623164	1	10/20/25 11:54	10/20/25 11:54	MAP	Mt. Juliet, TN
Total Solids by Method 2540 G-2011	WG2622937	1	10/20/25 14:05	10/20/25 14:13	KDW	Mt. Juliet, TN
Wet Chemistry by Method 7199	WG2623489	1	10/19/25 11:50	10/21/25 18:14	DLH	Mt. Juliet, TN
Wet Chemistry by Method 9045D (S-1.10)	WG2623689	1	10/20/25 09:17	10/20/25 11:57	BJM	Mt. Juliet, TN
Wet Chemistry by Method 9050AMod (S-1.20)	WG2623707	1	10/20/25 09:29	10/21/25 03:41	AVB	Mt. Juliet, TN
Metals (ICP) by Method 6010D (S-7.10)	WG2623140	1	10/18/25 14:40	10/18/25 16:05	RLS	Mt. Juliet, TN
Metals (ICPMS) by Method 6020B	WG2623108	1	10/18/25 16:59	11/04/25 20:04	LD	Mt. Juliet, TN
Volatile Organic Compounds (GC) by Method 8015D	WG2623407	25	10/19/25 08:02	10/19/25 15:49	JAH	Mt. Juliet, TN
Volatile Organic Compounds (GC/MS) by Method 8260D	WG2623426	1	10/19/25 08:02	10/19/25 14:42	JBE	Mt. Juliet, TN
Semi-Volatile Organic Compounds (GC) by Method 8015M	WG2623390	5	10/22/25 05:01	10/23/25 14:45	KDB	Mt. Juliet, TN
Semi Volatile Organic Compounds (GC/MS) by Method 8270E-SIM	WG2624440	1	10/22/25 09:49	10/23/25 03:07	DMG	Mt. Juliet, TN

320365-H-FL1-S4 L1909033-04

Collected by: Soil Sage
 Collected date/time: 10/15/25 11:46
 Received date/time: 10/17/25 08:30

Method	Batch	Dilution	Preparation date/time	Analysis date/time	Analyst	Location
Calculated Results	WG2623164	1	10/20/25 11:57	10/20/25 11:57	MAP	Mt. Juliet, TN
Total Solids by Method 2540 G-2011	WG2622937	1	10/20/25 14:05	10/20/25 14:13	KDW	Mt. Juliet, TN
Wet Chemistry by Method 7199	WG2623489	1	10/19/25 11:50	10/21/25 18:25	DLH	Mt. Juliet, TN
Wet Chemistry by Method 9045D (S-1.10)	WG2623689	1	10/20/25 09:17	10/20/25 11:57	BJM	Mt. Juliet, TN
Wet Chemistry by Method 9050AMod (S-1.20)	WG2623707	1	10/20/25 09:29	10/21/25 03:41	AVB	Mt. Juliet, TN

SAMPLE SUMMARY

320365-H-FL1-S4 L1909033-04

Collected by: Soil Sage
 Collected date/time: 10/15/25 11:46
 Received date/time: 10/17/25 08:30

Method	Batch	Dilution	Preparation date/time	Analysis date/time	Analyst	Location
Metals (ICP) by Method 6010D (S-7.10)	WG2623140	1	10/18/25 14:40	10/18/25 16:08	RLS	Mt. Juliet, TN
Metals (ICPMS) by Method 6020B	WG2623108	1.06	10/18/25 16:59	11/04/25 20:13	LD	Mt. Juliet, TN
Volatile Organic Compounds (GC) by Method 8015D	WG2623407	25	10/19/25 08:02	10/19/25 16:12	JAH	Mt. Juliet, TN
Volatile Organic Compounds (GC/MS) by Method 8260D	WG2623426	1	10/19/25 08:02	10/19/25 15:03	JBE	Mt. Juliet, TN
Semi-Volatile Organic Compounds (GC) by Method 8015M	WG2623390	1	10/22/25 05:01	10/24/25 12:19	KDB	Mt. Juliet, TN
Semi Volatile Organic Compounds (GC/MS) by Method 8270E-SIM	WG2624440	1	10/22/25 09:49	10/22/25 22:24	DMG	Mt. Juliet, TN



320365-H-FL2-S5 L1909033-05

Collected by: Soil Sage
 Collected date/time: 10/15/25 11:45
 Received date/time: 10/17/25 08:30

Method	Batch	Dilution	Preparation date/time	Analysis date/time	Analyst	Location
Calculated Results	WG2623164	1	10/20/25 11:59	10/20/25 11:59	MAP	Mt. Juliet, TN
Total Solids by Method 2540 G-2011	WG2622937	1	10/20/25 14:05	10/20/25 14:13	KDW	Mt. Juliet, TN
Wet Chemistry by Method 7199	WG2623489	1	10/19/25 11:50	10/21/25 18:36	DLH	Mt. Juliet, TN
Wet Chemistry by Method 9045D (S-1.10)	WG2623697	1	10/20/25 09:22	10/21/25 11:51	BJM	Mt. Juliet, TN
Wet Chemistry by Method 9050AMod (S-1.20)	WG2623713	1	10/20/25 10:31	10/21/25 14:21	RJP	Mt. Juliet, TN
Metals (ICP) by Method 6010D (S-7.10)	WG2623140	1	10/18/25 14:40	10/18/25 16:11	RLS	Mt. Juliet, TN
Metals (ICPMS) by Method 6020B	WG2623108	1	10/18/25 16:59	11/04/25 20:16	LD	Mt. Juliet, TN
Volatile Organic Compounds (GC) by Method 8015D	WG2623407	25	10/19/25 08:02	10/19/25 16:35	JAH	Mt. Juliet, TN
Volatile Organic Compounds (GC/MS) by Method 8260D	WG2623426	1	10/19/25 08:02	10/19/25 15:24	JBE	Mt. Juliet, TN
Semi-Volatile Organic Compounds (GC) by Method 8015M	WG2623390	1	10/22/25 05:01	10/24/25 11:52	KDB	Mt. Juliet, TN
Semi Volatile Organic Compounds (GC/MS) by Method 8270E-SIM	WG2624440	1	10/22/25 09:49	10/22/25 22:42	DMG	Mt. Juliet, TN



CASE NARRATIVE

All sample aliquots were received at the correct temperature, in the proper containers, with the appropriate preservatives, and within method specified holding times, unless qualified or notated within the report. Where applicable, all MDL (LOD) and RDL (LOQ) values reported for environmental samples have been corrected for the dilution factor used in the analysis. All Method and Batch Quality Control are within established criteria except where addressed in this case narrative, a non-conformance form or properly qualified within the sample results. By my digital signature below, I affirm to the best of my knowledge, all problems/anomalies observed by the laboratory as having the potential to affect the quality of the data have been identified by the laboratory, and no information or data have been knowingly withheld that would affect the quality of the data.



Tony Gibson
Project Manager

Project Narrative

SAR Metals

-01 Ca 19.2615 mg/L, Mg 15.04141 mg/L, Na 13.34647 mg/L
-02 Ca 39.49925 mg/L, Mg 39.49925 mg/L, Na 42.90809 mg/L
-03 Ca 26.35404 mg/L, Mg 4.837432 mg/L, Na 3.974647 mg/L
-04 Ca 32.11693 mg/L, Mg 8.006988 mg/L, Na 8.770636 mg/L
-05 Ca 428.7839 mg/L, Mg 398.761 mg/L, Na 653.0155 mg/L

Sample Delivery Group (SDG) Narrative

Samples for VOC analysis were received in bulk containers. Preservation for method 5035 was not performed within 48 hours of collection.

<u>Lab Sample ID</u>	<u>Project Sample ID</u>	<u>Method</u>
L1909033-01	320365-H-TBW-S1	8015D, 8260D
L1909033-02	320365-H-TBE-S2	8015D, 8260D
L1909033-03	320365-H-SEP-S3	8015D, 8260D
L1909033-04	320365-H-FL1-S4	8015D, 8260D
L1909033-05	320365-H-FL2-S5	8015D, 8260D

1 Cp

2 Tc

3 Ss

4 Cn

5 Sr

6 Qc

7 Gl

8 Al

9 Sc

Calculated Results

Analyte	Result	Qualifier	Dilution	Analysis date / time	Batch
Sodium Adsorption Ratio	0.554		1	10/20/2025 11:50	WG2623164

Total Solids by Method 2540 G-2011

Analyte	Result	Qualifier	Dilution	Analysis date / time	Batch
Total Solids	87.1		1	10/20/2025 14:13	WG2622937

Wet Chemistry by Method 7199

Analyte	Result	Qualifier	RDL	Dilution	Analysis date / time	Batch
Hexavalent Chromium	0.544		0.200	1	10/21/2025 17:41	WG2623489

Wet Chemistry by Method 9045D (S-1.10)

Analyte	Result	Qualifier	Dilution	Analysis date / time	Batch
pH	7.35		1	10/20/2025 11:57	WG2623689

Sample Narrative:

L1909033-01 WG2623689: 7.35 at 18.8C

Wet Chemistry by Method 9050AMod (S-1.20)

Analyte	Result	Units	Qualifier	RDL	Dilution	Analysis date / time	Batch
Specific Conductance	151	umhos/cm		10.0	1	10/21/2025 03:41	WG2623707

Sample Narrative:

L1909033-01 WG2623707: at 25C

Metals (ICP) by Method 6010D (S-7.10)

Analyte	Result	Qualifier	RDL	Dilution	Analysis date / time	Batch
Hot Water Sol. Boron	ND		0.100	1	10/18/2025 15:59	WG2623140

Metals (ICPMS) by Method 6020B

Analyte	Result	Qualifier	RDL	Dilution	Analysis date / time	Batch
Arsenic	3.47		0.102	1.02	11/04/2025 19:58	WG2623108
Barium	81.7		10.2	1.02	11/04/2025 19:58	WG2623108
Cadmium	0.242		0.102	1.02	11/04/2025 19:58	WG2623108
Copper	11.2		10.2	1.02	11/04/2025 19:58	WG2623108
Lead	10.2		10.2	1.02	11/04/2025 19:58	WG2623108
Nickel	ND		10.2	1.02	11/04/2025 19:58	WG2623108
Selenium	0.435		0.102	1.02	11/04/2025 19:58	WG2623108
Silver	ND		0.510	1.02	11/04/2025 19:58	WG2623108
Zinc	ND		51.0	1.02	11/04/2025 19:58	WG2623108

Volatile Organic Compounds (GC) by Method 8015D

Analyte	Result	Qualifier	RDL	Dilution	Analysis date / time	Batch
TPH (GC/FID) Low Fraction	ND		2.50	25	10/19/2025 15:03	WG2623407
(S) <i>a, a, a</i> -Trifluorotoluene(FID)	101		77.0-120		10/19/2025 15:03	WG2623407

1 Cp

2 Tc

3 Ss

4 Cn

5 Sr

6 Qc

7 Gl

8 Al

9 Sc

Volatile Organic Compounds (GC/MS) by Method 8260D

Analyte	Result mg/kg	Qualifier	RDL mg/kg	Dilution	Analysis date / time	Batch
Benzene	ND		0.00100	1	10/19/2025 14:01	WG2623426
Ethylbenzene	ND		0.0100	1	10/19/2025 14:01	WG2623426
Toluene	ND		0.0100	1	10/19/2025 14:01	WG2623426
1,2,4-Trimethylbenzene	ND		0.00500	1	10/19/2025 14:01	WG2623426
1,3,5-Trimethylbenzene	ND		0.00500	1	10/19/2025 14:01	WG2623426
Xylenes, Total	ND		0.100	1	10/19/2025 14:01	WG2623426
(S) Toluene-d8	108		75.0-131		10/19/2025 14:01	WG2623426
(S) 4-Bromofluorobenzene	95.0		67.0-138		10/19/2025 14:01	WG2623426
(S) 1,2-Dichloroethane-d4	85.4		70.0-130		10/19/2025 14:01	WG2623426

Semi-Volatile Organic Compounds (GC) by Method 8015M

Analyte	Result mg/kg	Qualifier	RDL mg/kg	Dilution	Analysis date / time	Batch
C10-C28 Diesel Range	ND		4.00	1	10/22/2025 14:57	WG2623383
C28-C36 Motor Oil Range	ND		4.00	1	10/22/2025 14:57	WG2623383
(S) o-Terphenyl	63.7		18.0-148		10/22/2025 14:57	WG2623383

Semi Volatile Organic Compounds (GC/MS) by Method 8270E-SIM

Analyte	Result mg/kg	Qualifier	RDL mg/kg	Dilution	Analysis date / time	Batch
Anthracene	ND		0.0330	1	10/22/2025 21:08	WG2624440
Acenaphthene	ND		0.0330	1	10/22/2025 21:08	WG2624440
Acenaphthylene	ND		0.0330	1	10/22/2025 21:08	WG2624440
Benzo(a)anthracene	ND		0.00600	1	10/22/2025 21:08	WG2624440
Benzo(a)pyrene	ND		0.0330	1	10/22/2025 21:08	WG2624440
Benzo(b)fluoranthene	ND		0.0330	1	10/22/2025 21:08	WG2624440
Benzo(g,h,i)perylene	ND		0.0330	1	10/22/2025 21:08	WG2624440
Benzo(k)fluoranthene	ND		0.0330	1	10/22/2025 21:08	WG2624440
Chrysene	ND		0.0330	1	10/22/2025 21:08	WG2624440
Dibenz(a,h)anthracene	ND		0.0330	1	10/22/2025 21:08	WG2624440
Fluoranthene	ND		0.0330	1	10/22/2025 21:08	WG2624440
Fluorene	ND		0.0330	1	10/22/2025 21:08	WG2624440
Indeno(1,2,3-cd)pyrene	ND		0.0330	1	10/22/2025 21:08	WG2624440
Naphthalene	ND		0.00300	1	10/22/2025 21:08	WG2624440
Phenanthrene	ND		0.0330	1	10/22/2025 21:08	WG2624440
Pyrene	ND		0.0330	1	10/22/2025 21:08	WG2624440
1-Methylnaphthalene	ND		0.00300	1	10/22/2025 21:08	WG2624440
2-Methylnaphthalene	ND		0.0120	1	10/22/2025 21:08	WG2624440
(S) p-Terphenyl-d14	83.7		23.0-120		10/22/2025 21:08	WG2624440
(S) 2-Fluorobiphenyl	62.7		34.0-125		10/22/2025 21:08	WG2624440
(S) 2-Methylnaphthalene-d10	59.8		50.0-150		10/22/2025 21:08	WG2624440

1 Cp

2 Tc

3 Ss

4 Cn

5 Sr

6 Qc

7 Gl

8 Al

9 Sc

Calculated Results

Analyte	Result	Qualifier	Dilution	Analysis date / time	Batch
Sodium Adsorption Ratio	1.20		1	10/20/2025 11:52	WG2623164

Total Solids by Method 2540 G-2011

Analyte	Result %	Qualifier	Dilution	Analysis date / time	Batch
Total Solids	85.3		1	10/20/2025 14:13	WG2622937

Wet Chemistry by Method 7199

Analyte	Result mg/kg	Qualifier	RDL mg/kg	Dilution	Analysis date / time	Batch
Hexavalent Chromium	0.437	P1	0.200	1	10/21/2025 17:52	WG2623489

Wet Chemistry by Method 9045D (S-1.10)

Analyte	Result su	Qualifier	Dilution	Analysis date / time	Batch
pH	7.46		1	10/20/2025 11:57	WG2623689

Sample Narrative:

L1909033-02 WG2623689: 7.46 at 18.6C

Wet Chemistry by Method 9050AMod (S-1.20)

Analyte	Result	Units	Qualifier	RDL	Dilution	Analysis date / time	Batch
Specific Conductance	317	umhos/cm		10.0	1	10/21/2025 03:41	WG2623707

Sample Narrative:

L1909033-02 WG2623707: at 25C

Metals (ICP) by Method 6010D (S-7.10)

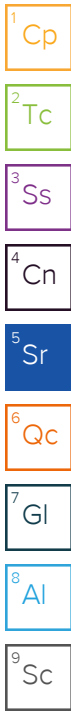
Analyte	Result mg/l	Qualifier	RDL mg/l	Dilution	Analysis date / time	Batch
Hot Water Sol. Boron	ND		0.100	1	10/18/2025 16:02	WG2623140

Metals (ICPMS) by Method 6020B

Analyte	Result mg/kg	Qualifier	RDL mg/kg	Dilution	Analysis date / time	Batch
Arsenic	2.90		0.109	1.09	11/04/2025 20:01	WG2623108
Barium	83.3		10.9	1.09	11/04/2025 20:01	WG2623108
Cadmium	0.274		0.109	1.09	11/04/2025 20:01	WG2623108
Copper	11.5		10.9	1.09	11/04/2025 20:01	WG2623108
Lead	11.7		10.9	1.09	11/04/2025 20:01	WG2623108
Nickel	ND		10.9	1.09	11/04/2025 20:01	WG2623108
Selenium	0.480		0.109	1.09	11/04/2025 20:01	WG2623108
Silver	ND		0.545	1.09	11/04/2025 20:01	WG2623108
Zinc	ND		54.5	1.09	11/04/2025 20:01	WG2623108

Volatile Organic Compounds (GC) by Method 8015D

Analyte	Result mg/kg	Qualifier	RDL mg/kg	Dilution	Analysis date / time	Batch
TPH (GC/FID) Low Fraction	ND		2.50	25	10/19/2025 15:26	WG2623407
(S) a, a, a-Trifluorotoluene(FID)	101		77.0-120		10/19/2025 15:26	WG2623407



Volatile Organic Compounds (GC/MS) by Method 8260D

Analyte	Result mg/kg	Qualifier	RDL mg/kg	Dilution	Analysis date / time	Batch
Benzene	ND		0.00100	1	10/19/2025 14:21	WG2623426
Ethylbenzene	ND		0.0100	1	10/19/2025 14:21	WG2623426
Toluene	ND		0.0100	1	10/19/2025 14:21	WG2623426
1,2,4-Trimethylbenzene	ND		0.00500	1	10/19/2025 14:21	WG2623426
1,3,5-Trimethylbenzene	ND		0.00500	1	10/19/2025 14:21	WG2623426
Xylenes, Total	ND		0.100	1	10/19/2025 14:21	WG2623426
(S) Toluene-d8	106		75.0-131		10/19/2025 14:21	WG2623426
(S) 4-Bromofluorobenzene	98.3		67.0-138		10/19/2025 14:21	WG2623426
(S) 1,2-Dichloroethane-d4	87.4		70.0-130		10/19/2025 14:21	WG2623426

Semi-Volatile Organic Compounds (GC) by Method 8015M

Analyte	Result mg/kg	Qualifier	RDL mg/kg	Dilution	Analysis date / time	Batch
C10-C28 Diesel Range	ND		4.00	1	10/22/2025 15:25	WG2623383
C28-C36 Motor Oil Range	4.33	B	4.00	1	10/22/2025 15:25	WG2623383
(S) o-Terphenyl	58.4		18.0-148		10/22/2025 15:25	WG2623383

Semi Volatile Organic Compounds (GC/MS) by Method 8270E-SIM

Analyte	Result mg/kg	Qualifier	RDL mg/kg	Dilution	Analysis date / time	Batch
Anthracene	ND		0.0330	1	10/22/2025 22:06	WG2624440
Acenaphthene	ND		0.0330	1	10/22/2025 22:06	WG2624440
Acenaphthylene	ND		0.0330	1	10/22/2025 22:06	WG2624440
Benzo(a)anthracene	ND		0.00600	1	10/22/2025 22:06	WG2624440
Benzo(a)pyrene	ND		0.0330	1	10/22/2025 22:06	WG2624440
Benzo(b)fluoranthene	ND		0.0330	1	10/22/2025 22:06	WG2624440
Benzo(g,h,i)perylene	ND		0.0330	1	10/22/2025 22:06	WG2624440
Benzo(k)fluoranthene	ND		0.0330	1	10/22/2025 22:06	WG2624440
Chrysene	ND		0.0330	1	10/22/2025 22:06	WG2624440
Dibenz(a,h)anthracene	ND		0.0330	1	10/22/2025 22:06	WG2624440
Fluoranthene	ND		0.0330	1	10/22/2025 22:06	WG2624440
Fluorene	ND		0.0330	1	10/22/2025 22:06	WG2624440
Indeno(1,2,3-cd)pyrene	ND		0.0330	1	10/22/2025 22:06	WG2624440
Naphthalene	ND		0.00300	1	10/22/2025 22:06	WG2624440
Phenanthrene	ND		0.0330	1	10/22/2025 22:06	WG2624440
Pyrene	ND		0.0330	1	10/22/2025 22:06	WG2624440
1-Methylnaphthalene	ND		0.00300	1	10/22/2025 22:06	WG2624440
2-Methylnaphthalene	ND		0.0120	1	10/22/2025 22:06	WG2624440
(S) p-Terphenyl-d14	81.4		23.0-120		10/22/2025 22:06	WG2624440
(S) 2-Fluorobiphenyl	65.8		34.0-125		10/22/2025 22:06	WG2624440
(S) 2-Methylnaphthalene-d10	66.4		50.0-150		10/22/2025 22:06	WG2624440

1 Cp

2 Tc

3 Ss

4 Cn

5 Sr

6 Qc

7 Gl

8 Al

9 Sc

Calculated Results

Analyte	Result	Qualifier	Dilution	Analysis date / time	Batch
Sodium Adsorption Ratio	0.187		1	10/20/2025 11:54	WG2623164

Total Solids by Method 2540 G-2011

Analyte	Result	Qualifier	Dilution	Analysis date / time	Batch
Total Solids	93.2		1	10/20/2025 14:13	WG2622937

Wet Chemistry by Method 7199

Analyte	Result	Qualifier	RDL	Dilution	Analysis date / time	Batch
Hexavalent Chromium	0.771		0.200	1	10/21/2025 18:14	WG2623489

Wet Chemistry by Method 9045D (S-1.10)

Analyte	Result	Qualifier	Dilution	Analysis date / time	Batch
pH	8.07		1	10/20/2025 11:57	WG2623689

Sample Narrative:

L1909033-03 WG2623689: 8.07 at 18.6C

Wet Chemistry by Method 9050AMod (S-1.20)

Analyte	Result	Units	Qualifier	RDL	Dilution	Analysis date / time	Batch
Specific Conductance	314	umhos/cm		10.0	1	10/21/2025 03:41	WG2623707

Sample Narrative:

L1909033-03 WG2623707: at 25C

Metals (ICP) by Method 6010D (S-7.10)

Analyte	Result	Qualifier	RDL	Dilution	Analysis date / time	Batch
Hot Water Sol. Boron	ND		0.100	1	10/18/2025 16:05	WG2623140

Metals (ICPMS) by Method 6020B

Analyte	Result	Qualifier	RDL	Dilution	Analysis date / time	Batch
Arsenic	3.14		0.100	1	11/04/2025 20:04	WG2623108
Barium	73.8		10.0	1	11/04/2025 20:04	WG2623108
Cadmium	0.140		0.100	1	11/04/2025 20:04	WG2623108
Copper	ND		10.0	1	11/04/2025 20:04	WG2623108
Lead	ND		10.0	1	11/04/2025 20:04	WG2623108
Nickel	ND		10.0	1	11/04/2025 20:04	WG2623108
Selenium	0.339		0.100	1	11/04/2025 20:04	WG2623108
Silver	ND		0.500	1	11/04/2025 20:04	WG2623108
Zinc	ND		50.0	1	11/04/2025 20:04	WG2623108

Volatile Organic Compounds (GC) by Method 8015D

Analyte	Result	Qualifier	RDL	Dilution	Analysis date / time	Batch
TPH (GC/FID) Low Fraction	ND		2.50	25	10/19/2025 15:49	WG2623407
(S) a, a, a-Trifluorotoluene(FID)	102		77.0-120		10/19/2025 15:49	WG2623407

1 Cp

2 Tc

3 Ss

4 Cn

5 Sr

6 Qc

7 Gl

8 Al

9 Sc

Volatile Organic Compounds (GC/MS) by Method 8260D

Analyte	Result mg/kg	Qualifier	RDL mg/kg	Dilution	Analysis date / time	Batch
Benzene	ND		0.00100	1	10/19/2025 14:42	WG2623426
Ethylbenzene	ND		0.0100	1	10/19/2025 14:42	WG2623426
Toluene	ND		0.0100	1	10/19/2025 14:42	WG2623426
1,2,4-Trimethylbenzene	ND		0.00500	1	10/19/2025 14:42	WG2623426
1,3,5-Trimethylbenzene	ND		0.00500	1	10/19/2025 14:42	WG2623426
Xylenes, Total	ND		0.100	1	10/19/2025 14:42	WG2623426
(S) Toluene-d8	105		75.0-131		10/19/2025 14:42	WG2623426
(S) 4-Bromofluorobenzene	98.6		67.0-138		10/19/2025 14:42	WG2623426
(S) 1,2-Dichloroethane-d4	94.1		70.0-130		10/19/2025 14:42	WG2623426

Semi-Volatile Organic Compounds (GC) by Method 8015M

Analyte	Result mg/kg	Qualifier	RDL mg/kg	Dilution	Analysis date / time	Batch
C10-C28 Diesel Range	151		20.0	5	10/23/2025 14:45	WG2623390
C28-C36 Motor Oil Range	401		20.0	5	10/23/2025 14:45	WG2623390
(S) o-Terphenyl	93.3		18.0-148		10/23/2025 14:45	WG2623390

Semi Volatile Organic Compounds (GC/MS) by Method 8270E-SIM

Analyte	Result mg/kg	Qualifier	RDL mg/kg	Dilution	Analysis date / time	Batch
Anthracene	ND		0.0330	1	10/23/2025 03:07	WG2624440
Acenaphthene	ND		0.0330	1	10/23/2025 03:07	WG2624440
Acenaphthylene	ND		0.0330	1	10/23/2025 03:07	WG2624440
Benzo(a)anthracene	ND		0.00600	1	10/23/2025 03:07	WG2624440
Benzo(a)pyrene	ND		0.0330	1	10/23/2025 03:07	WG2624440
Benzo(b)fluoranthene	ND		0.0330	1	10/23/2025 03:07	WG2624440
Benzo(g,h,i)perylene	0.0480		0.0330	1	10/23/2025 03:07	WG2624440
Benzo(k)fluoranthene	ND		0.0330	1	10/23/2025 03:07	WG2624440
Chrysene	ND		0.0330	1	10/23/2025 03:07	WG2624440
Dibenz(a,h)anthracene	ND		0.0330	1	10/23/2025 03:07	WG2624440
Fluoranthene	ND		0.0330	1	10/23/2025 03:07	WG2624440
Fluorene	ND		0.0330	1	10/23/2025 03:07	WG2624440
Indeno(1,2,3-cd)pyrene	ND		0.0330	1	10/23/2025 03:07	WG2624440
Naphthalene	ND		0.00300	1	10/23/2025 03:07	WG2624440
Phenanthrene	ND		0.0330	1	10/23/2025 03:07	WG2624440
Pyrene	ND		0.0330	1	10/23/2025 03:07	WG2624440
1-Methylnaphthalene	ND		0.00300	1	10/23/2025 03:07	WG2624440
2-Methylnaphthalene	ND		0.0120	1	10/23/2025 03:07	WG2624440
(S) p-Terphenyl-d14	85.9		23.0-120		10/23/2025 03:07	WG2624440
(S) 2-Fluorobiphenyl	89.4		34.0-125		10/23/2025 03:07	WG2624440
(S) 2-Methylnaphthalene-d10	89.3		50.0-150		10/23/2025 03:07	WG2624440

1 Cp

2 Tc

3 Ss

4 Cn

5 Sr

6 Qc

7 Gl

8 Al

9 Sc

Calculated Results

Analyte	Result	Qualifier	Dilution	Analysis date / time	Batch
Sodium Adsorption Ratio	0.359		1	10/20/2025 11:57	WG2623164

Total Solids by Method 2540 G-2011

Analyte	Result %	Qualifier	Dilution	Analysis date / time	Batch
Total Solids	89.9		1	10/20/2025 14:13	WG2622937

Wet Chemistry by Method 7199

Analyte	Result mg/kg	Qualifier	RDL mg/kg	Dilution	Analysis date / time	Batch
Hexavalent Chromium	0.560		0.200	1	10/21/2025 18:25	WG2623489

Wet Chemistry by Method 9045D (S-1.10)

Analyte	Result su	Qualifier	Dilution	Analysis date / time	Batch
pH	8.22		1	10/20/2025 11:57	WG2623689

Sample Narrative:

L1909033-04 WG2623689: 8.22 at 18.5C

Wet Chemistry by Method 9050AMod (S-1.20)

Analyte	Result	Units	Qualifier	RDL	Dilution	Analysis date / time	Batch
Specific Conductance	276	umhos/cm		10.0	1	10/21/2025 03:41	WG2623707

Sample Narrative:

L1909033-04 WG2623707: at 25C

Metals (ICP) by Method 6010D (S-7.10)

Analyte	Result mg/l	Qualifier	RDL mg/l	Dilution	Analysis date / time	Batch
Hot Water Sol. Boron	ND		0.100	1	10/18/2025 16:08	WG2623140

Metals (ICPMS) by Method 6020B

Analyte	Result mg/kg	Qualifier	RDL mg/kg	Dilution	Analysis date / time	Batch
Arsenic	3.20		0.106	1.06	11/04/2025 20:13	WG2623108
Barium	104		10.6	1.06	11/04/2025 20:13	WG2623108
Cadmium	0.124		0.106	1.06	11/04/2025 20:13	WG2623108
Copper	11.7		10.6	1.06	11/04/2025 20:13	WG2623108
Lead	ND		10.6	1.06	11/04/2025 20:13	WG2623108
Nickel	ND		10.6	1.06	11/04/2025 20:13	WG2623108
Selenium	0.368		0.106	1.06	11/04/2025 20:13	WG2623108
Silver	ND		0.530	1.06	11/04/2025 20:13	WG2623108
Zinc	ND		53.0	1.06	11/04/2025 20:13	WG2623108

Volatile Organic Compounds (GC) by Method 8015D

Analyte	Result mg/kg	Qualifier	RDL mg/kg	Dilution	Analysis date / time	Batch
TPH (GC/FID) Low Fraction	ND		2.50	25	10/19/2025 16:12	WG2623407
(S) a, a, a-Trifluorotoluene(FID)	102		77.0-120		10/19/2025 16:12	WG2623407

1 Cp

2 Tc

3 Ss

4 Cn

5 Sr

6 Qc

7 Gl

8 Al

9 Sc

Volatile Organic Compounds (GC/MS) by Method 8260D

Analyte	Result mg/kg	Qualifier	RDL mg/kg	Dilution	Analysis date / time	Batch
Benzene	ND		0.00100	1	10/19/2025 15:03	WG2623426
Ethylbenzene	ND		0.0100	1	10/19/2025 15:03	WG2623426
Toluene	ND		0.0100	1	10/19/2025 15:03	WG2623426
1,2,4-Trimethylbenzene	ND		0.00500	1	10/19/2025 15:03	WG2623426
1,3,5-Trimethylbenzene	ND		0.00500	1	10/19/2025 15:03	WG2623426
Xylenes, Total	ND		0.100	1	10/19/2025 15:03	WG2623426
(S) Toluene-d8	110		75.0-131		10/19/2025 15:03	WG2623426
(S) 4-Bromofluorobenzene	99.1		67.0-138		10/19/2025 15:03	WG2623426
(S) 1,2-Dichloroethane-d4	91.4		70.0-130		10/19/2025 15:03	WG2623426

Semi-Volatile Organic Compounds (GC) by Method 8015M

Analyte	Result mg/kg	Qualifier	RDL mg/kg	Dilution	Analysis date / time	Batch
C10-C28 Diesel Range	15.0		4.00	1	10/24/2025 12:19	WG2623390
C28-C36 Motor Oil Range	32.3		4.00	1	10/24/2025 12:19	WG2623390
(S) o-Terphenyl	95.0		18.0-148		10/24/2025 12:19	WG2623390

Semi Volatile Organic Compounds (GC/MS) by Method 8270E-SIM

Analyte	Result mg/kg	Qualifier	RDL mg/kg	Dilution	Analysis date / time	Batch
Anthracene	ND		0.0330	1	10/22/2025 22:24	WG2624440
Acenaphthene	ND		0.0330	1	10/22/2025 22:24	WG2624440
Acenaphthylene	ND		0.0330	1	10/22/2025 22:24	WG2624440
Benzo(a)anthracene	ND		0.00600	1	10/22/2025 22:24	WG2624440
Benzo(a)pyrene	ND		0.0330	1	10/22/2025 22:24	WG2624440
Benzo(b)fluoranthene	ND		0.0330	1	10/22/2025 22:24	WG2624440
Benzo(g,h,i)perylene	ND		0.0330	1	10/22/2025 22:24	WG2624440
Benzo(k)fluoranthene	ND		0.0330	1	10/22/2025 22:24	WG2624440
Chrysene	ND		0.0330	1	10/22/2025 22:24	WG2624440
Dibenz(a,h)anthracene	ND		0.0330	1	10/22/2025 22:24	WG2624440
Fluoranthene	ND		0.0330	1	10/22/2025 22:24	WG2624440
Fluorene	ND		0.0330	1	10/22/2025 22:24	WG2624440
Indeno(1,2,3-cd)pyrene	ND		0.0330	1	10/22/2025 22:24	WG2624440
Naphthalene	ND		0.00300	1	10/22/2025 22:24	WG2624440
Phenanthrene	ND		0.0330	1	10/22/2025 22:24	WG2624440
Pyrene	ND		0.0330	1	10/22/2025 22:24	WG2624440
1-Methylnaphthalene	ND		0.00300	1	10/22/2025 22:24	WG2624440
2-Methylnaphthalene	ND		0.0120	1	10/22/2025 22:24	WG2624440
(S) p-Terphenyl-d14	88.2		23.0-120		10/22/2025 22:24	WG2624440
(S) 2-Fluorobiphenyl	80.7		34.0-125		10/22/2025 22:24	WG2624440
(S) 2-Methylnaphthalene-d10	80.8		50.0-150		10/22/2025 22:24	WG2624440

1 Cp

2 Tc

3 Ss

4 Cn

5 Sr

6 Qc

7 Gl

8 Al

9 Sc

Calculated Results

Analyte	Result	Qualifier	Dilution	Analysis date / time	Batch
Sodium Adsorption Ratio	5.46		1	10/20/2025 11:59	WG2623164

Total Solids by Method 2540 G-2011

Analyte	Result %	Qualifier	Dilution	Analysis date / time	Batch
Total Solids	88.3		1	10/20/2025 14:13	WG2622937

Wet Chemistry by Method 7199

Analyte	Result mg/kg	Qualifier	RDL mg/kg	Dilution	Analysis date / time	Batch
Hexavalent Chromium	0.268		0.200	1	10/21/2025 18:36	WG2623489

Wet Chemistry by Method 9045D (S-1.10)

Analyte	Result su	Qualifier	Dilution	Analysis date / time	Batch
pH	7.88		1	10/21/2025 11:51	WG2623697

Sample Narrative:

L1909033-05 WG2623697: 7.88 at 19.2C

Wet Chemistry by Method 9050AMod (S-1.20)

Analyte	Result	Units	Qualifier	RDL	Dilution	Analysis date / time	Batch
Specific Conductance	6020	umhos/cm		10.0	1	10/21/2025 14:21	WG2623713

Sample Narrative:

L1909033-05 WG2623713: at 25C

Metals (ICP) by Method 6010D (S-7.10)

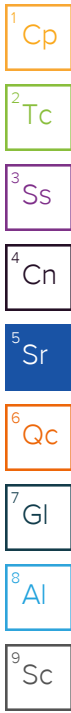
Analyte	Result mg/l	Qualifier	RDL mg/l	Dilution	Analysis date / time	Batch
Hot Water Sol. Boron	ND		0.100	1	10/18/2025 16:11	WG2623140

Metals (ICPMS) by Method 6020B

Analyte	Result mg/kg	Qualifier	RDL mg/kg	Dilution	Analysis date / time	Batch
Arsenic	5.44		0.100	1	11/04/2025 20:16	WG2623108
Barium	229		10.0	1	11/04/2025 20:16	WG2623108
Cadmium	0.237		0.100	1	11/04/2025 20:16	WG2623108
Copper	14.1		10.0	1	11/04/2025 20:16	WG2623108
Lead	11.2		10.0	1	11/04/2025 20:16	WG2623108
Nickel	14.8		10.0	1	11/04/2025 20:16	WG2623108
Selenium	0.701		0.100	1	11/04/2025 20:16	WG2623108
Silver	ND		0.500	1	11/04/2025 20:16	WG2623108
Zinc	52.5		50.0	1	11/04/2025 20:16	WG2623108

Volatile Organic Compounds (GC) by Method 8015D

Analyte	Result mg/kg	Qualifier	RDL mg/kg	Dilution	Analysis date / time	Batch
TPH (GC/FID) Low Fraction	ND		2.50	25	10/19/2025 16:35	WG2623407
(S) a, a, a-Trifluorotoluene(FID)	101		77.0-120		10/19/2025 16:35	WG2623407



Volatile Organic Compounds (GC/MS) by Method 8260D

Analyte	Result mg/kg	Qualifier	RDL mg/kg	Dilution	Analysis date / time	Batch
Benzene	ND		0.00100	1	10/19/2025 15:24	WG2623426
Ethylbenzene	ND		0.0100	1	10/19/2025 15:24	WG2623426
Toluene	ND		0.0100	1	10/19/2025 15:24	WG2623426
1,2,4-Trimethylbenzene	ND		0.00500	1	10/19/2025 15:24	WG2623426
1,3,5-Trimethylbenzene	ND		0.00500	1	10/19/2025 15:24	WG2623426
Xylenes, Total	ND		0.100	1	10/19/2025 15:24	WG2623426
(S) Toluene-d8	107		75.0-131		10/19/2025 15:24	WG2623426
(S) 4-Bromofluorobenzene	100		67.0-138		10/19/2025 15:24	WG2623426
(S) 1,2-Dichloroethane-d4	96.9		70.0-130		10/19/2025 15:24	WG2623426

Semi-Volatile Organic Compounds (GC) by Method 8015M

Analyte	Result mg/kg	Qualifier	RDL mg/kg	Dilution	Analysis date / time	Batch
C10-C28 Diesel Range	4.13		4.00	1	10/24/2025 11:52	WG2623390
C28-C36 Motor Oil Range	9.60	B	4.00	1	10/24/2025 11:52	WG2623390
(S) o-Terphenyl	85.8		18.0-148		10/24/2025 11:52	WG2623390

Semi Volatile Organic Compounds (GC/MS) by Method 8270E-SIM

Analyte	Result mg/kg	Qualifier	RDL mg/kg	Dilution	Analysis date / time	Batch
Anthracene	ND		0.0330	1	10/22/2025 22:42	WG2624440
Acenaphthene	ND		0.0330	1	10/22/2025 22:42	WG2624440
Acenaphthylene	ND		0.0330	1	10/22/2025 22:42	WG2624440
Benzo(a)anthracene	ND		0.00600	1	10/22/2025 22:42	WG2624440
Benzo(a)pyrene	ND		0.0330	1	10/22/2025 22:42	WG2624440
Benzo(b)fluoranthene	ND		0.0330	1	10/22/2025 22:42	WG2624440
Benzo(g,h,i)perylene	ND		0.0330	1	10/22/2025 22:42	WG2624440
Benzo(k)fluoranthene	ND		0.0330	1	10/22/2025 22:42	WG2624440
Chrysene	ND		0.0330	1	10/22/2025 22:42	WG2624440
Dibenz(a,h)anthracene	ND		0.0330	1	10/22/2025 22:42	WG2624440
Fluoranthene	ND		0.0330	1	10/22/2025 22:42	WG2624440
Fluorene	ND		0.0330	1	10/22/2025 22:42	WG2624440
Indeno(1,2,3-cd)pyrene	ND		0.0330	1	10/22/2025 22:42	WG2624440
Naphthalene	ND		0.00300	1	10/22/2025 22:42	WG2624440
Phenanthrene	ND		0.0330	1	10/22/2025 22:42	WG2624440
Pyrene	ND		0.0330	1	10/22/2025 22:42	WG2624440
1-Methylnaphthalene	ND		0.00300	1	10/22/2025 22:42	WG2624440
2-Methylnaphthalene	ND		0.0120	1	10/22/2025 22:42	WG2624440
(S) p-Terphenyl-d14	74.5		23.0-120		10/22/2025 22:42	WG2624440
(S) 2-Fluorobiphenyl	71.4		34.0-125		10/22/2025 22:42	WG2624440
(S) 2-Methylnaphthalene-d10	68.9		50.0-150		10/22/2025 22:42	WG2624440

1 Cp

2 Tc

3 Ss

4 Cn

5 Sr

6 Qc

7 Gl

8 Al

9 Sc

Method Blank (MB)

(MB) R4289692-1 10/20/25 14:13

Analyte	MB Result	MB Qualifier	MB MDL	MB RDL
	%		%	%
Total Solids	0.000			

1 Cp

2 Tc

3 Ss

L1909032-08 Original Sample (OS) • Duplicate (DUP)

(OS) L1909032-08 10/20/25 14:13 • (DUP) R4289692-3 10/20/25 14:13

Analyte	Original Result	DUP Result	Dilution	DUP RPD	DUP Qualifier	DUP RPD Limits
	%	%		%		%
Total Solids	86.8	88.2	1	1.69		10

4 Cn

5 Sr

Laboratory Control Sample (LCS)

(LCS) R4289692-2 10/20/25 14:13

Analyte	Spike Amount	LCS Result	LCS Rec.	Rec. Limits	LCS Qualifier
	%	%	%	%	
Total Solids	50.0	50.0	100	90.0-110	

6 Qc

7 Gl

8 Al

9 Sc

Method Blank (MB)

(MB) R4291038-1 10/21/25 14:43

Analyte	MB Result	MB Qualifier	MB MDL	MB RDL
Hexavalent Chromium	U		0.200	0.200

¹Cp

²Tc

³Ss

⁴Cn

⁵Sr

⁶Qc

⁷Gl

⁸Al

⁹Sc

L1909033-02 Original Sample (OS) • Duplicate (DUP)

(OS) L1909033-02 10/21/25 17:52 • (DUP) R4291038-7 10/21/25 18:03

Analyte	Original Result	DUP Result	Dilution	DUP RPD	DUP Qualifier	DUP RPD Limits
Hexavalent Chromium	0.437	0.555	1	23.8	P1	20

L1909372-10 Original Sample (OS) • Duplicate (DUP)

(OS) L1909372-10 10/21/25 20:17 • (DUP) R4291038-8 10/21/25 20:28

Analyte	Original Result	DUP Result	Dilution	DUP RPD	DUP Qualifier	DUP RPD Limits
Hexavalent Chromium	0.317	ND	1	200	P1	20

Laboratory Control Sample (LCS)

(LCS) R4291038-2 10/21/25 14:53

Analyte	Spike Amount	LCS Result	LCS Rec.	Rec. Limits	LCS Qualifier
Hexavalent Chromium	10.0	10.6	106	80.0-120	

L1908998-05 Original Sample (OS) • Matrix Spike (MS) • Matrix Spike Duplicate (MSD)

(OS) L1908998-05 10/21/25 15:49 • (MS) R4291038-3 10/21/25 16:00 • (MSD) R4291038-4 10/21/25 16:11

Analyte	Spike Amount	Original Result	MS Result	MSD Result	MS Rec.	MSD Rec.	Dilution	Rec. Limits	MS Qualifier	MSD Qualifier	RPD	RPD Limits
Hexavalent Chromium	20.0	0.261	19.5	20.5	96.3	101	1	75.0-125			4.97	20

L1908998-05 Original Sample (OS) • Matrix Spike (MS)

(OS) L1908998-05 10/21/25 15:49 • (MS) R4291038-5 10/21/25 16:23

Analyte	Spike Amount	Original Result	MS Result	MS Rec.	Dilution	Rec. Limits	MS Qualifier
Hexavalent Chromium	656	0.261	602	91.8	50	75.0-125	

L1908560-01 Original Sample (OS) • Duplicate (DUP)

(OS) L1908560-01 10/20/25 11:57 • (DUP) R4289388-2 10/20/25 11:57

Analyte	Original Result	DUP Result	Dilution	DUP RPD	DUP Qualifier	DUP RPD Limits
su	su			%		%
pH	8.51	8.48	1	0.353		1

Sample Narrative:

OS: 8.51 at 19C
 DUP: 8.48 at 19.1C

L1909059-01 Original Sample (OS) • Duplicate (DUP)

(OS) L1909059-01 10/20/25 11:57 • (DUP) R4289388-3 10/20/25 11:57

Analyte	Original Result	DUP Result	Dilution	DUP RPD	DUP Qualifier	DUP RPD Limits
su	su			%		%
pH	8.57	8.56	1	0.117		1

Sample Narrative:

OS: 8.57 at 18.8C
 DUP: 8.56 at 19.1C

Laboratory Control Sample (LCS)

(LCS) R4289388-1 10/20/25 11:57

Analyte	Spike Amount	LCS Result	LCS Rec.	Rec. Limits	LCS Qualifier
su	su		%	%	
pH	10.0	10.0	100	99.0-101	

Sample Narrative:

LCS: 10.04 at 19.2C

¹Cp

²Tc

³Ss

⁴Cn

⁵Sr

⁶Qc

⁷Gl

⁸Al

⁹Sc

L1908563-01 Original Sample (OS) • Duplicate (DUP)

(OS) L1908563-01 10/21/25 11:51 • (DUP) R4289869-2 10/21/25 11:51

Analyte	Original Result	DUP Result	Dilution	DUP RPD	<u>DUP Qualifier</u>	DUP RPD Limits
su	su			%		%
pH	8.31	8.29	1	0.241		1

Sample Narrative:

OS: 8.31 at 19.6C
DUP: 8.29 at 19.9C

L1909037-06 Original Sample (OS) • Duplicate (DUP)

(OS) L1909037-06 10/21/25 11:51 • (DUP) R4289869-3 10/21/25 11:51

Analyte	Original Result	DUP Result	Dilution	DUP RPD	<u>DUP Qualifier</u>	DUP RPD Limits
su	su			%		%
pH	7.87	7.88	1	0.127		1

Sample Narrative:

OS: 7.87 at 19C
DUP: 7.88 at 19.1C

Laboratory Control Sample (LCS)

(LCS) R4289869-1 10/21/25 11:51

Analyte	Spike Amount	LCS Result	LCS Rec.	Rec. Limits	<u>LCS Qualifier</u>
su	su	su	%	%	
pH	10.0	10.0	100	99.0-101	

Sample Narrative:

LCS: 10 at 19.7C

1 Cp

2 Tc

3 Ss

4 Cn

5 Sr

6 Qc

7 Gl

8 Al

9 Sc

Method Blank (MB)

(MB) R4289684-1 10/21/25 03:41

Analyte	MB Result	MB Qualifier	MB MDL	MB RDL
Specific Conductance	U		10.0	10.0

Sample Narrative:

BLANK: at 25C

L1908560-02 Original Sample (OS) • Duplicate (DUP)

(OS) L1908560-02 10/21/25 03:41 • (DUP) R4289684-3 10/21/25 03:41

Analyte	Original Result	DUP Result	Dilution	DUP RPD	DUP Qualifier	DUP RPD Limits
Specific Conductance	2040	2050	1	0.0978		20

Sample Narrative:

OS: at 25C
DUP: at 25C

L1909037-04 Original Sample (OS) • Duplicate (DUP)

(OS) L1909037-04 10/21/25 03:41 • (DUP) R4289684-4 10/21/25 03:41

Analyte	Original Result	DUP Result	Dilution	DUP RPD	DUP Qualifier	DUP RPD Limits
Specific Conductance	380	375	1	1.32		20

Sample Narrative:

OS: at 25C
DUP: at 25C

Laboratory Control Sample (LCS)

(LCS) R4289684-2 10/21/25 03:41

Analyte	Spike Amount	LCS Result	LCS Rec.	Rec. Limits	LCS Qualifier
Specific Conductance	581	560	96.4	90.0-110	

Sample Narrative:

LCS: at 25C



Method Blank (MB)

(MB) R4290084-1 10/21/25 14:21

Analyte	MB Result	MB Qualifier	MB MDL	MB RDL
Specific Conductance	U		10.0	10.0

Sample Narrative:

BLANK: at 25C

L1908563-05 Original Sample (OS) • Duplicate (DUP)

(OS) L1908563-05 10/21/25 14:21 • (DUP) R4290084-3 10/21/25 14:21

Analyte	Original Result	DUP Result	Dilution	DUP RPD	DUP Qualifier	DUP RPD Limits
Specific Conductance	64.1	64.0	1	0.156		20

Sample Narrative:

OS: at 25C
DUP: at 25C

L1909037-05 Original Sample (OS) • Duplicate (DUP)

(OS) L1909037-05 10/21/25 14:21 • (DUP) R4290084-4 10/21/25 14:21

Analyte	Original Result	DUP Result	Dilution	DUP RPD	DUP Qualifier	DUP RPD Limits
Specific Conductance	537	532	1	0.935		20

Sample Narrative:

OS: at 25C
DUP: at 25C

Laboratory Control Sample (LCS)

(LCS) R4290084-2 10/21/25 14:21

Analyte	Spike Amount	LCS Result	LCS Rec.	Rec. Limits	LCS Qualifier
Specific Conductance	581	563	96.9	90.0-110	

Sample Narrative:

LCS: at 25C

1 Cp

2 Tc

3 Ss

4 Cn

5 Sr

6 Qc

7 Gl

8 Al

9 Sc

Method Blank (MB)

(MB) R4288957-1 10/18/25 15:45

Analyte	MB Result mg/l	MB Qualifier	MB MDL mg/l	MB RDL mg/l
Hot Water Sol. Boron	U		0.0199	0.100

Laboratory Control Sample (LCS) • Laboratory Control Sample Duplicate (LCSD)

(LCS) R4288957-2 10/18/25 15:48 • (LCSD) R4288957-3 10/18/25 15:51

Analyte	Spike Amount mg/l	LCS Result mg/l	LCSD Result mg/l	LCS Rec. %	LCSD Rec. %	Rec. Limits %	LCS Qualifier	LCSD Qualifier	RPD %	RPD Limits %
Hot Water Sol. Boron	1.00	0.994	0.993	99.4	99.3	80.0-120			0.0916	20

¹Cp

²Tc

³Ss

⁴Cn

⁵Sr

⁶Qc

⁷Gl

⁸Al

⁹Sc

Method Blank (MB)

(MB) R4296316-1 11/04/25 19:36

Analyte	MB Result mg/kg	MB Qualifier	MB MDL mg/kg	MB RDL mg/kg
Arsenic	U		0.100	0.100
Barium	U		10.0	10.0
Cadmium	U		0.100	0.100
Copper	U		10.0	10.0
Lead	U		10.0	10.0
Nickel	U		10.0	10.0
Selenium	U		0.100	0.100
Silver	U		0.500	0.500
Zinc	U		50.0	50.0

¹Cp

²Tc

³Ss

⁴Cn

⁵Sr

⁶Qc

Laboratory Control Sample (LCS)

(LCS) R4296316-2 11/04/25 19:39

Analyte	Spike Amount mg/kg	LCS Result mg/kg	LCS Rec. %	Rec. Limits %	LCS Qualifier
Arsenic	100	105	105	80.0-120	
Barium	100	97.3	97.3	80.0-120	
Cadmium	100	104	104	80.0-120	
Copper	100	107	107	80.0-120	
Lead	100	107	107	80.0-120	
Nickel	100	108	108	80.0-120	
Selenium	100	99.8	99.8	80.0-120	
Silver	20.0	19.7	98.5	80.0-120	
Zinc	100	104	104	80.0-120	

⁷Gl

⁸Al

⁹Sc

L1909106-50 Original Sample (OS) • Matrix Spike (MS) • Matrix Spike Duplicate (MSD)

(OS) L1909106-50 11/04/25 19:42 • (MS) R4296316-5 11/04/25 19:52 • (MSD) R4296316-6 11/04/25 19:55

Analyte	Spike Amount mg/kg	Original Result mg/kg	MS Result mg/kg	MSD Result mg/kg	MS Rec. %	MSD Rec. %	Dilution	Rec. Limits %	MS Qualifier	MSD Qualifier	RPD %	RPD Limits %
Arsenic	100	1.99	96.5	95.8	94.5	93.8	1	75.0-125			0.756	20
Barium	100	30.0	123	115	93.0	84.8	1	75.0-125			6.90	20
Cadmium	100	ND	98.5	94.9	98.5	94.9	1	75.0-125			3.75	20
Copper	100	ND	106	101	102	97.7	1	75.0-125			4.22	20
Lead	100	ND	107	109	99.7	102	1	75.0-125			2.06	20
Nickel	100	ND	102	101	99.9	98.8	1	75.0-125			1.05	20
Selenium	100	0.207	93.0	91.7	92.8	91.5	1	75.0-125			1.41	20
Silver	20.0	ND	20.0	18.8	99.8	94.2	1	75.0-125			5.79	20
Zinc	100	ND	109	115	95.8	102	1	75.0-125			5.27	20

Method Blank (MB)

(MB) R4289225-2 10/19/25 12:57

Analyte	MB Result	MB Qualifier	MB MDL	MB RDL
TPH (GC/FID) Low Fraction	U		2.00	2.50
(S) a,a,a-Trifluorotoluene(FID)	101			77.0-120

Laboratory Control Sample (LCS)

(LCS) R4289225-1 10/19/25 12:11

Analyte	Spike Amount	LCS Result	LCS Rec.	Rec. Limits	LCS Qualifier
TPH (GC/FID) Low Fraction	5.00	4.31	86.2	72.0-127	
(S) a,a,a-Trifluorotoluene(FID)			106	77.0-120	

L1909114-22 Original Sample (OS) • Matrix Spike (MS) • Matrix Spike Duplicate (MSD)

(OS) L1909114-22 10/19/25 22:17 • (MS) R4289225-3 10/19/25 22:40 • (MSD) R4289225-4 10/19/25 23:03

Analyte	Spike Amount	Original Result	MS Result	MSD Result	MS Rec.	MSD Rec.	Dilution	Rec. Limits	MS Qualifier	MSD Qualifier	RPD	RPD Limits
TPH (GC/FID) Low Fraction	137	ND	117	109	93.6	87.2	25	10.0-151			7.08	28
(S) a,a,a-Trifluorotoluene(FID)					106	106		77.0-120				

1 Cp

2 Tc

3 Ss

4 Cn

5 Sr

6 Qc

7 Gl

8 Al

9 Sc

Method Blank (MB)

(MB) R4289921-2 10/19/25 10:20

Analyte	MB Result mg/kg	MB Qualifier	MB MDL mg/kg	MB RDL mg/kg
Benzene	U		0.00100	0.00100
Ethylbenzene	U		0.0100	0.0100
Toluene	U		0.0100	0.0100
1,2,4-Trimethylbenzene	U		0.00500	0.00500
1,3,5-Trimethylbenzene	U		0.00500	0.00500
Xylenes, Total	U		0.100	0.100
<i>(S) Toluene-d8</i>	114			75.0-131
<i>(S) 4-Bromofluorobenzene</i>	105			67.0-138
<i>(S) 1,2-Dichloroethane-d4</i>	91.4			70.0-130

Laboratory Control Sample (LCS)

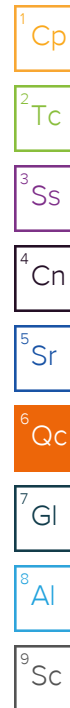
(LCS) R4289921-1 10/19/25 09:18

Analyte	Spike Amount mg/kg	LCS Result mg/kg	LCS Rec. %	Rec. Limits %	LCS Qualifier
Benzene	0.250	0.218	87.2	70.0-123	
Ethylbenzene	0.250	0.236	94.4	74.0-126	
Toluene	0.250	0.230	92.0	75.0-121	
1,2,4-Trimethylbenzene	0.250	0.209	83.6	70.0-126	
1,3,5-Trimethylbenzene	0.250	0.210	84.0	73.0-127	
Xylenes, Total	0.750	0.695	92.7	72.0-127	
<i>(S) Toluene-d8</i>			104	75.0-131	
<i>(S) 4-Bromofluorobenzene</i>			103	67.0-138	
<i>(S) 1,2-Dichloroethane-d4</i>			97.8	70.0-130	

L1909037-06 Original Sample (OS) • Matrix Spike (MS) • Matrix Spike Duplicate (MSD)

(OS) L1909037-06 10/19/25 17:27 • (MS) R4289921-3 10/19/25 17:48 • (MSD) R4289921-4 10/19/25 18:09

Analyte	Spike Amount mg/kg	Original Result mg/kg	MS Result mg/kg	MSD Result mg/kg	MS Rec. %	MSD Rec. %	Dilution	Rec. Limits %	MS Qualifier	MSD Qualifier	RPD %	RPD Limits %
Benzene	0.250	ND	0.226	0.270	90.4	108	1	10.0-149			17.7	37
Ethylbenzene	0.250	ND	0.233	0.277	93.2	111	1	10.0-160			17.3	38
Toluene	0.250	ND	0.244	0.271	97.6	108	1	10.0-156			10.5	38
1,2,4-Trimethylbenzene	0.250	ND	0.214	0.277	85.6	111	1	10.0-160			25.7	36
1,3,5-Trimethylbenzene	0.250	ND	0.208	0.280	83.2	112	1	10.0-160			29.5	38
Xylenes, Total	0.750	ND	0.699	0.815	93.2	109	1	10.0-160			15.3	38
<i>(S) Toluene-d8</i>					110	104		75.0-131				
<i>(S) 4-Bromofluorobenzene</i>					99.9	101		67.0-138				
<i>(S) 1,2-Dichloroethane-d4</i>					97.1	101		70.0-130				



Method Blank (MB)

(MB) R4291265-1 10/22/25 13:21

Analyte	MB Result	MB Qualifier	MB MDL	MB RDL
	mg/kg		mg/kg	mg/kg
C10-C28 Diesel Range	U		1.61	4.00
C28-C36 Motor Oil Range	2.18	J	0.274	4.00
(S) o-Terphenyl	70.6			18.0-148

Laboratory Control Sample (LCS)

(LCS) R4291265-2 10/22/25 13:34

Analyte	Spike Amount	LCS Result	LCS Rec.	Rec. Limits	LCS Qualifier
	mg/kg	mg/kg	%	%	
C10-C28 Diesel Range	50.0	40.7	81.4	50.0-150	
(S) o-Terphenyl			71.6	18.0-148	

L1908998-08 Original Sample (OS) • Matrix Spike (MS) • Matrix Spike Duplicate (MSD)

(OS) L1908998-08 10/22/25 14:30 • (MS) R4291265-3 10/22/25 14:44 • (MSD) R4291265-4 10/22/25 14:57

Analyte	Spike Amount	Original Result	MS Result	MSD Result	MS Rec.	MSD Rec.	Dilution	Rec. Limits	MS Qualifier	MSD Qualifier	RPD	RPD Limits
	mg/kg	mg/kg	mg/kg	mg/kg	%	%		%			%	%
C10-C28 Diesel Range	48.3	ND	36.0	41.6	74.5	86.1	1	50.0-150			14.4	20
(S) o-Terphenyl					63.8	71.4		18.0-148				

1 Cp

2 Tc

3 Ss

4 Cn

5 Sr

6 Qc

7 Gl

8 Al

9 Sc

Method Blank (MB)

(MB) R4291347-1 10/23/25 10:47

Analyte	MB Result	MB Qualifier	MB MDL	MB RDL
	mg/kg		mg/kg	mg/kg
C10-C28 Diesel Range	U		1.61	4.00
C28-C36 Motor Oil Range	2.66	↓	0.274	4.00
(S) o-Terphenyl	91.6			18.0-148

Laboratory Control Sample (LCS)

(LCS) R4291347-2 10/23/25 11:00

Analyte	Spike Amount	LCS Result	LCS Rec.	Rec. Limits	LCS Qualifier
	mg/kg	mg/kg	%	%	
C10-C28 Diesel Range	50.0	48.9	97.8	50.0-150	
(S) o-Terphenyl			99.1	18.0-148	

L1909037-01 Original Sample (OS) • Matrix Spike (MS) • Matrix Spike Duplicate (MSD)

(OS) L1909037-01 10/23/25 15:12 • (MS) R4291347-3 10/23/25 15:25 • (MSD) R4291347-4 10/23/25 15:38

Analyte	Spike Amount	Original Result	MS Result	MSD Result	MS Rec.	MSD Rec.	Dilution	Rec. Limits	MS Qualifier	MSD Qualifier	RPD	RPD Limits
	mg/kg	mg/kg	mg/kg	mg/kg	%	%		%			%	%
C10-C28 Diesel Range	48.6	239	245	259	12.3	41.2	10	50.0-150	↓	↓	5.56	20
(S) o-Terphenyl					91.2	95.2		18.0-148				

1 Cp

2 Tc

3 Ss

4 Cn

5 Sr

6 Qc

7 Gl

8 Al

9 Sc

Method Blank (MB)

(MB) R4291253-2 10/22/25 20:02

Analyte	MB Result mg/kg	MB Qualifier	MB MDL mg/kg	MB RDL mg/kg
Anthracene	U		0.0330	0.0330
Acenaphthene	U		0.0330	0.0330
Acenaphthylene	U		0.0330	0.0330
Benzo(a)anthracene	U		0.00600	0.00600
Benzo(a)pyrene	U		0.0330	0.0330
Benzo(b)fluoranthene	U		0.0330	0.0330
Benzo(g,h,i)perylene	U		0.0330	0.0330
Benzo(k)fluoranthene	U		0.0330	0.0330
Chrysene	U		0.0330	0.0330
Dibenz(a,h)anthracene	U		0.0330	0.0330
Fluoranthene	U		0.0330	0.0330
Fluorene	U		0.0330	0.0330
Indeno(1,2,3-cd)pyrene	U		0.0330	0.0330
Naphthalene	U		0.00300	0.00300
Phenanthrene	U		0.0330	0.0330
Pyrene	U		0.0330	0.0330
1-Methylnaphthalene	U		0.00300	0.00300
2-Methylnaphthalene	U		0.0120	0.0120
(S) p-Terphenyl-d14	99.3			23.0-120
(S) 2-Fluorobiphenyl	94.6			34.0-125
(S) 2-Methylnaphthalene-d10	92.1			50.0-150

¹Cp

²Tc

³Ss

⁴Cn

⁵Sr

⁶Qc

⁷Gl

⁸Al

⁹Sc

Laboratory Control Sample (LCS)

(LCS) R4291253-1 10/22/25 19:45

Analyte	Spike Amount mg/kg	LCS Result mg/kg	LCS Rec. %	Rec. Limits %	LCS Qualifier
Anthracene	0.0800	0.0717	89.6	50.0-126	
Acenaphthene	0.0800	0.0663	82.9	50.0-120	
Acenaphthylene	0.0800	0.0696	87.0	50.0-120	
Benzo(a)anthracene	0.0800	0.0720	90.0	45.0-120	
Benzo(a)pyrene	0.0800	0.0607	75.9	42.0-120	
Benzo(b)fluoranthene	0.0800	0.0758	94.8	42.0-121	
Benzo(g,h,i)perylene	0.0800	0.0726	90.8	45.0-125	
Benzo(k)fluoranthene	0.0800	0.0721	90.1	49.0-125	
Chrysene	0.0800	0.0726	90.8	49.0-122	
Dibenz(a,h)anthracene	0.0800	0.0751	93.9	47.0-125	
Fluoranthene	0.0800	0.0747	93.4	49.0-129	
Fluorene	0.0800	0.0734	91.8	49.0-120	

Laboratory Control Sample (LCS)

(LCS) R4291253-1 10/22/25 19:45

Analyte	Spike Amount mg/kg	LCS Result mg/kg	LCS Rec. %	Rec. Limits %	LCS Qualifier
Indeno(1,2,3-cd)pyrene	0.0800	0.0697	87.1	46.0-125	
Naphthalene	0.0800	0.0700	87.5	50.0-120	
Phenanthrene	0.0800	0.0728	91.0	47.0-120	
Pyrene	0.0800	0.0734	91.8	43.0-123	
1-Methylnaphthalene	0.0800	0.0731	91.4	51.0-121	
2-Methylnaphthalene	0.0800	0.0722	90.3	50.0-120	
<i>(S) p-Terphenyl-d14</i>			94.2	23.0-120	
<i>(S) 2-Fluorobiphenyl</i>			94.8	34.0-125	
<i>(S) 2-Methylnaphthalene-d10</i>			91.4	50.0-150	

L1909033-01 Original Sample (OS) • Matrix Spike (MS) • Matrix Spike Duplicate (MSD)

(OS) L1909033-01 10/22/25 21:08 • (MS) R4291253-3 10/22/25 21:31 • (MSD) R4291253-4 10/22/25 21:49

Analyte	Spike Amount mg/kg	Original Result mg/kg	MS Result mg/kg	MSD Result mg/kg	MS Rec. %	MSD Rec. %	Dilution	Rec. Limits %	MS Qualifier	MSD Qualifier	RPD %	RPD Limits %
Anthracene	0.0772	ND	0.0458	0.0465	59.3	60.2	1	10.0-145			1.52	30
Acenaphthene	0.0772	ND	0.0397	0.0411	51.4	53.2	1	14.0-127			3.47	27
Acenaphthylene	0.0772	ND	0.0437	0.0450	56.6	58.3	1	21.0-124			2.93	25
Benzo(a)anthracene	0.0772	ND	0.0498	0.0497	64.5	64.4	1	10.0-139			0.201	30
Benzo(a)pyrene	0.0772	ND	0.0513	0.0511	66.5	66.2	1	10.0-141			0.391	31
Benzo(b)fluoranthene	0.0772	ND	0.0451	0.0461	58.4	59.7	1	10.0-140			2.19	36
Benzo(g,h,i)perylene	0.0772	ND	0.0489	0.0490	63.3	63.5	1	10.0-140			0.204	33
Benzo(k)fluoranthene	0.0772	ND	0.0575	0.0572	74.5	74.1	1	10.0-137			0.523	31
Chrysene	0.0772	ND	0.0600	0.0594	77.7	76.9	1	10.0-145			1.01	30
Dibenz(a,h)anthracene	0.0772	ND	0.0608	0.0615	78.8	79.7	1	10.0-132			1.14	31
Fluoranthene	0.0772	ND	0.0414	0.0418	53.6	54.1	1	10.0-153			0.962	33
Fluorene	0.0772	ND	0.0411	0.0427	53.2	55.3	1	11.0-130			3.82	29
Indeno(1,2,3-cd)pyrene	0.0772	ND	0.0469	0.0475	60.8	61.5	1	10.0-137			1.27	32
Naphthalene	0.0772	ND	0.0523	0.0542	67.7	70.2	1	10.0-135			3.57	27
Phenanthrene	0.0772	ND	0.0405	0.0414	52.5	53.6	1	10.0-144			2.20	31
Pyrene	0.0772	ND	0.0411	0.0410	53.2	53.1	1	10.0-148			0.244	35
1-Methylnaphthalene	0.0772	ND	0.0483	0.0497	62.6	64.4	1	10.0-142			2.86	28
2-Methylnaphthalene	0.0772	ND	0.0486	0.0510	63.0	66.1	1	10.0-137			4.82	28
<i>(S) p-Terphenyl-d14</i>					80.9	79.5		23.0-120				
<i>(S) 2-Fluorobiphenyl</i>					69.3	66.3		34.0-125				
<i>(S) 2-Methylnaphthalene-d10</i>					69.7	66.3		50.0-150				

1 Cp
2 Tc
3 Ss
4 Cn
5 Sr
6 Qc
7 Gl
8 Al
9 Sc

GLOSSARY OF TERMS

Guide to Reading and Understanding Your Laboratory Report

The information below is designed to better explain the various terms used in your report of analytical results from the Laboratory. This is not intended as a comprehensive explanation, and if you have additional questions please contact your project representative.

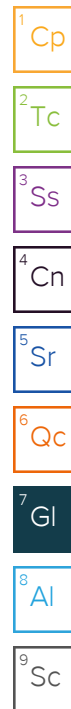
Results Disclaimer - Information that may be provided by the customer, and contained within this report, include Permit Limits, Project Name, Sample ID, Sample Matrix, Sample Preservation, Field Blanks, Field Spikes, Field Duplicates, On-Site Data, Sampling Collection Dates/Times, and Sampling Location. Results relate to the accuracy of this information provided, and as the samples are received.

Abbreviations and Definitions

MDL	Method Detection Limit.
ND	Not detected at the Reporting Limit (or MDL where applicable).
RDL	Reported Detection Limit.
Rec.	Recovery.
RPD	Relative Percent Difference.
SDG	Sample Delivery Group.
(S)	Surrogate (Surrogate Standard) - Analytes added to every blank, sample, Laboratory Control Sample/Duplicate and Matrix Spike/Duplicate; used to evaluate analytical efficiency by measuring recovery. Surrogates are not expected to be detected in all environmental media.
U	Not detected at the Reporting Limit (or MDL where applicable).
Analyte	The name of the particular compound or analysis performed. Some Analyses and Methods will have multiple analytes reported.
Dilution	If the sample matrix contains an interfering material, the sample preparation volume or weight values differ from the standard, or if concentrations of analytes in the sample are higher than the highest limit of concentration that the laboratory can accurately report, the sample may be diluted for analysis. If a value different than 1 is used in this field, the result reported has already been corrected for this factor.
Limits	These are the target % recovery ranges or % difference value that the laboratory has historically determined as normal for the method and analyte being reported. Successful QC Sample analysis will target all analytes recovered or duplicated within these ranges.
Original Sample	The non-spiked sample in the prep batch used to determine the Relative Percent Difference (RPD) from a quality control sample. The Original Sample may not be included within the reported SDG.
Qualifier	This column provides a letter and/or number designation that corresponds to additional information concerning the result reported. If a Qualifier is present, a definition per Qualifier is provided within the Glossary and Definitions page and potentially a discussion of possible implications of the Qualifier in the Case Narrative if applicable.
Result	The actual analytical final result (corrected for any sample specific characteristics) reported for your sample. If there was no measurable result returned for a specific analyte, the result in this column may state "ND" (Not Detected) or "BDL" (Below Detectable Levels). The information in the results column should always be accompanied by either an MDL (Method Detection Limit) or RDL (Reporting Detection Limit) that defines the lowest value that the laboratory could detect or report for this analyte.
Uncertainty (Radiochemistry)	Confidence level of 2 sigma.
U (Radiochemistry)	Result + Error < MDA.
J (Radiochemistry)	Result < MDA; Result + Error > MDA.
Case Narrative (Cn)	A brief discussion about the included sample results, including a discussion of any non-conformances to protocol observed either at sample receipt by the laboratory from the field or during the analytical process. If present, there will be a section in the Case Narrative to discuss the meaning of any data qualifiers used in the report.
Quality Control Summary (Qc)	This section of the report includes the results of the laboratory quality control analyses required by procedure or analytical methods to assist in evaluating the validity of the results reported for your samples. These analyses are not being performed on your samples typically, but on laboratory generated material.
Sample Chain of Custody (Sc)	This is the document created in the field when your samples were initially collected. This is used to verify the time and date of collection, the person collecting the samples, and the analyses that the laboratory is requested to perform. This chain of custody also documents all persons (excluding commercial shippers) that have had control or possession of the samples from the time of collection until delivery to the laboratory for analysis.
Sample Results (Sr)	This section of your report will provide the results of all testing performed on your samples. These results are provided by sample ID and are separated by the analyses performed on each sample. The header line of each analysis section for each sample will provide the name and method number for the analysis reported.
Sample Summary (Ss)	This section of the Analytical Report defines the specific analyses performed for each sample ID, including the dates and times of preparation and/or analysis.

Qualifier Description

B	The same analyte is found in the associated blank.
J	The identification of the analyte is acceptable; the reported value is an estimate.
P1	RPD value not applicable for sample concentrations less than 5 times the reporting limit.
V	The sample concentration is too high to evaluate accurate spike recoveries.



ACCREDITATIONS & LOCATIONS

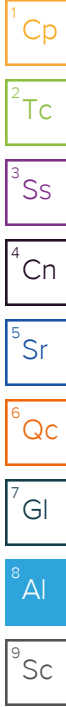
Pace Analytical National 12065 Lebanon Rd Mount Juliet, TN 37122

Alabama	40660	Nebraska	NE-OS-15-05
Alaska	17-026	Nevada	TN000032021-1
Arizona	AZ0612	New Hampshire	2975
Arkansas	88-0469	New Jersey–NELAP	TN002
California	2932	New Mexico ¹	TN00003
Colorado	TN00003	New York	11742
Connecticut	PH-0197	North Carolina	Env375
Florida	E87487	North Carolina ¹	DW21704
Georgia	NELAP	North Carolina ³	41
Georgia ¹	923	North Dakota	R-140
Idaho	TN00003	Ohio–VAP	CL0069
Illinois	200008	Oklahoma	9915
Indiana	C-TN-01	Oregon	TN200002
Iowa	364	Pennsylvania	68-02979
Kansas	E-10277	Rhode Island	LA000356
Kentucky ^{1,6}	KY90010	South Carolina	84004002
Kentucky ²	16	South Dakota	n/a
Louisiana	AI30792	Tennessee ^{1,4}	2006
Louisiana	LA018	Texas	T104704245-20-18
Maine	TN00003	Texas ⁵	LAB0152
Maryland	324	Utah	TN000032021-11
Massachusetts	M-TN003	Vermont	VT2006
Michigan	9958	Virginia	110033
Minnesota	047-999-395	Washington	C847
Mississippi	TN00003	West Virginia	233
Missouri	340	Wisconsin	998093910
Montana	CERT0086	Wyoming	A2LA
A2LA – ISO 17025	1461.01	AIHA-LAP,LLC EMLAP	100789
A2LA – ISO 17025 ⁵	1461.02	DOD	1461.01
Canada	1461.01	USDA	P330-15-00234
EPA–Crypto	TN00003		

¹ Drinking Water ² Underground Storage Tanks ³ Aquatic Toxicity ⁴ Chemical/Microbiological ⁵ Mold ⁶ Wastewater n/a Accreditation not applicable

* Not all certifications held by the laboratory are applicable to the results reported in the attached report.

* Accreditation is only applicable to the test methods specified on each scope of accreditation held by Pace Analytical.



Company Name/Address: SOIL SAGE 8323 DEPEW WAY ARVADA, CO 80003		Billing Information: SOIL SAGE 8323 DEPEW WAY ARVADA, CO 80003 SOISAGACO		Analysis / Container / Preservative		Chain of Custody Page ___ of ___											
Report to: JUDY DANIELS and James Hix		Email To: JUDY@SOILSAGE.COM		FULL Table 915		 12065 Lebanon Rd Mount Juliet, TN 37122 Phone: 615-758-5858 Alt: 800-767-5859 Submitting a sample via this chain of custody constitutes acknowledgment and acceptance of the Pace Terms and Conditions found at: https://info.pacelabs.com/hubs/pas-standard-terms.pdf											
Project Description: 320365 - HELIX 1		City/State Collected: ADAMS, CO						Please Circle: PT <input type="checkbox"/> MT <input type="checkbox"/> CT <input type="checkbox"/> ET									
Phone: 3038851083		Client Project # OWP-320365						Lab Project #									
Collected by (print): SOIL SAGE		Site/Facility ID # 320365						P.O. #									
Collected by (signature): SOIL SAGE		Rush? (Lab MUST Be Notified) ___ Same Day ___ Five Day ___ Next Day ___ 5 Day (Rad Only) ___ Two Day ___ 10 Day (Rad Only) ___ Three Day						Quote # 00178877 - Table 915 Rates Date Results Needed									
Immediately Packed on Ice N ___ Y <input checked="" type="checkbox"/>		No. of Cntrs															
Sample ID		Comp/Grab						Matrix*		Depth		Date		Time		No. of Cntrs	
320365-H-TBW-S1								SS		3 in		10/15/25		1120		2	
320365-H-TBE-S2								SS		3 in		10/15/25		1125		2	
320365-H-SEP-S3								SS		3 in		10/15/25		1130		2	
320365-H-FL1-S4				SS		48 in		10/15/25		1146		2					
320365-H-FL2-S5				SS		54 in		10/15/25		1145		2					

* Matrix: SS - Soil AIR - Air F - Filter GW - Groundwater B - Bioassay WW - WasteWater DW - Drinking Water OT - Other _____		Remarks: FULL TABLE 915 - (00178877 - Table 915 Rates 2025). REPORT includes, Ca, Mg, Na from SAR analysis - data provided in the case narrative section		pH _____ Temp _____ Flow _____ Other _____							
Samples returned via: ___ UPS ___ FedEx ___ Courier _____		Tracking #		Sample Receipt Checklist COC Seal Present/Intact: ___ NP <input checked="" type="checkbox"/> Y ___ N ___ COC Signed/Accurate: ___ Y ___ N ___ Bottles arrive intact: <input checked="" type="checkbox"/> Y ___ N ___ Correct bottles used: ___ Y ___ N ___ Sufficient volume sent: ___ Y ___ N ___ If Applicable VOA Zero Headpace: ___ Y ___ N ___ Preservation Correct/Checked: ___ Y ___ N ___ RAD Screen <0.5 mR/hr: <input checked="" type="checkbox"/> Y ___ N ___							
Relinquished by: (Signature) <i>Judy Daniels</i>		Date: 10-01-25		Time: 1455		Received by: (Signature) <i>[Signature]</i>		Trip Blank Received: Yes <input type="checkbox"/> No <input checked="" type="checkbox"/>		HCL / MeOH TBR	
Relinquished by: (Signature) <i>[Signature]</i>		Date: 10-16-25		Time: 16:00		Received by: (Signature) <i>[Signature]</i>		Temp: _____ °C		Bottles Received: TLA91.40=1.1 10	
Relinquished by: (Signature) <i>[Signature]</i>		Date: _____		Time: _____		Received for lab by: (Signature) <i>[Signature]</i>		Date: 10/17/2025		Time: 1200	
								Hold:		Condition: NCF / OK	

AB 10/17/2025