

Civitas - CO

Sample Delivery Group: L1915925
Samples Received: 11/07/2025
Project Number: 23735
Description: Alcorn-61N69W 10NWNE

Report To: Civitas-Tasman
4725 Independence
Suite 100
Wheat Ridge, CO 80033

Entire Report Reviewed By:



Mandi Edwards
Project Manager

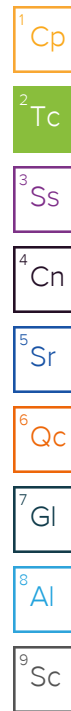
Results relate only to the items tested or calibrated and are reported as rounded values. This test report shall not be reproduced, except in full, without written approval of the laboratory. Where applicable, sampling conducted by Pace Analytical National is performed per guidance provided in laboratory standard operating procedures ENV-SOP-MTJL-0067 and ENV-SOP-MTJL-0068. Where sampling conducted by the customer, results relate to the accuracy of the information provided, and as the samples are received.

Pace Analytical National

12065 Lebanon Rd Mount Juliet, TN 37122 615-758-5858 800-767-5859 mydata.pacelabs.com

TABLE OF CONTENTS

Cp: Cover Page	1
Tc: Table of Contents	2
Ss: Sample Summary	3
Cn: Case Narrative	5
Sr: Sample Results	6
PWV-N04@5' L1915925-01	6
PWV-N05@5' L1915925-02	8
PWV-S04@5' L1915925-03	10
PWV-E04@5' L1915925-04	12
PWV-W05@5' L1915925-05	14
PWV-W04@5 L1915925-06	16
Qc: Quality Control Summary	18
Total Solids by Method 2540 G-2011	18
Wet Chemistry by Method 7199	19
Wet Chemistry by Method 9045D (S-1.10)	23
Wet Chemistry by Method 9050AMod (S-1.20)	24
Metals (ICP) by Method 6010D (S-7.10)	25
Metals (ICPMS) by Method 6020B	26
Volatile Organic Compounds (GC) by Method 8015D	30
Volatile Organic Compounds (GC/MS) by Method 8260D	32
Semi-Volatile Organic Compounds (GC) by Method 8015M	34
Semi Volatile Organic Compounds (GC/MS) by Method 8270E-SIM	36
Gl: Glossary of Terms	38
Al: Accreditations & Locations	39
Sc: Sample Chain of Custody	40



SAMPLE SUMMARY

PWV-N04@5' L1915925-01

Collected by Ben Long Collected date/time 11/06/25 09:00 Received date/time 11/07/25 08:00

Method	Batch	Dilution	Preparation date/time	Analysis date/time	Analyst	Location
Calculated Results	WG2636698	1	11/12/25 00:57	11/12/25 00:57	MAP	Mt. Juliet, TN
Total Solids by Method 2540 G-2011	WG2636362	1	11/08/25 10:11	11/08/25 10:21	KDW	Mt. Juliet, TN
Wet Chemistry by Method 7199	WG2636983	1	11/09/25 11:54	11/12/25 10:28	EKB	Mt. Juliet, TN
Wet Chemistry by Method 9045D (S-1.10)	WG2638450	1	11/12/25 05:44	11/12/25 09:06	AL	Mt. Juliet, TN
Wet Chemistry by Method 9050AMod (S-1.20)	WG2638476	1	11/12/25 06:11	11/12/25 14:55	RJP	Mt. Juliet, TN
Metals (ICP) by Method 6010D (S-7.10)	WG2636697	1	11/12/25 16:34	11/13/25 19:07	RLS	Mt. Juliet, TN
Metals (ICPMS) by Method 6020B	WG2636715	1	11/11/25 18:16	11/24/25 23:08	LD	Mt. Juliet, TN
Volatile Organic Compounds (GC) by Method 8015D	WG2637234	25	11/08/25 18:52	11/10/25 19:15	NCD	Mt. Juliet, TN
Volatile Organic Compounds (GC/MS) by Method 8260D	WG2637370	1	11/08/25 18:52	11/10/25 13:24	JBE	Mt. Juliet, TN
Semi-Volatile Organic Compounds (GC) by Method 8015M	WG2636832	1	11/13/25 05:03	11/13/25 18:28	GTW	Mt. Juliet, TN
Semi Volatile Organic Compounds (GC/MS) by Method 8270E-SIM	WG2636879	1	11/11/25 08:14	11/12/25 00:21	JRM	Mt. Juliet, TN

- 1 Cp
- 2 Tc
- 3 Ss
- 4 Cn
- 5 Sr
- 6 Qc
- 7 Gl
- 8 Al
- 9 Sc

PWV-N05@5' L1915925-02

Collected by Ben Long Collected date/time 11/06/25 09:02 Received date/time 11/07/25 08:00

Method	Batch	Dilution	Preparation date/time	Analysis date/time	Analyst	Location
Calculated Results	WG2636698	1	11/12/25 00:58	11/12/25 00:58	MAP	Mt. Juliet, TN
Total Solids by Method 2540 G-2011	WG2636362	1	11/08/25 10:11	11/08/25 10:21	KDW	Mt. Juliet, TN
Wet Chemistry by Method 7199	WG2636983	1	11/09/25 11:54	11/12/25 10:39	EKB	Mt. Juliet, TN
Wet Chemistry by Method 9045D (S-1.10)	WG2638450	1	11/12/25 05:44	11/12/25 09:06	AL	Mt. Juliet, TN
Wet Chemistry by Method 9050AMod (S-1.20)	WG2638476	1	11/12/25 06:11	11/12/25 14:55	RJP	Mt. Juliet, TN
Metals (ICP) by Method 6010D (S-7.10)	WG2636697	1	11/12/25 16:34	11/13/25 19:09	RLS	Mt. Juliet, TN
Metals (ICPMS) by Method 6020B	WG2636715	1	11/11/25 18:16	11/24/25 23:11	LD	Mt. Juliet, TN
Volatile Organic Compounds (GC) by Method 8015D	WG2637234	25	11/08/25 18:52	11/10/25 19:38	NCD	Mt. Juliet, TN
Volatile Organic Compounds (GC/MS) by Method 8260D	WG2637370	1	11/08/25 18:52	11/10/25 13:43	JBE	Mt. Juliet, TN
Semi-Volatile Organic Compounds (GC) by Method 8015M	WG2636832	1	11/13/25 05:03	11/13/25 20:41	GTW	Mt. Juliet, TN
Semi Volatile Organic Compounds (GC/MS) by Method 8270E-SIM	WG2636879	1	11/11/25 08:14	11/12/25 00:39	JRM	Mt. Juliet, TN

PWV-S04@5' L1915925-03

Collected by Ben Long Collected date/time 11/06/25 09:04 Received date/time 11/07/25 08:00

Method	Batch	Dilution	Preparation date/time	Analysis date/time	Analyst	Location
Calculated Results	WG2636698	1	11/12/25 01:00	11/12/25 01:00	MAP	Mt. Juliet, TN
Total Solids by Method 2540 G-2011	WG2636362	1	11/08/25 10:11	11/08/25 10:21	KDW	Mt. Juliet, TN
Wet Chemistry by Method 7199	WG2636983	1	11/09/25 11:54	11/12/25 10:51	EKB	Mt. Juliet, TN
Wet Chemistry by Method 9045D (S-1.10)	WG2638450	1	11/12/25 05:44	11/12/25 09:06	AL	Mt. Juliet, TN
Wet Chemistry by Method 9050AMod (S-1.20)	WG2638476	1	11/12/25 06:11	11/12/25 14:55	RJP	Mt. Juliet, TN
Metals (ICP) by Method 6010D (S-7.10)	WG2636697	1	11/12/25 16:34	11/13/25 19:12	RLS	Mt. Juliet, TN
Metals (ICPMS) by Method 6020B	WG2636715	1	11/11/25 18:16	11/24/25 23:15	LD	Mt. Juliet, TN
Volatile Organic Compounds (GC) by Method 8015D	WG2637234	25	11/08/25 18:52	11/10/25 20:01	NCD	Mt. Juliet, TN
Volatile Organic Compounds (GC/MS) by Method 8260D	WG2637370	1	11/08/25 18:52	11/10/25 14:01	JBE	Mt. Juliet, TN
Semi-Volatile Organic Compounds (GC) by Method 8015M	WG2636832	1	11/13/25 05:03	11/13/25 19:58	GTW	Mt. Juliet, TN
Semi Volatile Organic Compounds (GC/MS) by Method 8270E-SIM	WG2636879	1	11/11/25 08:14	11/12/25 00:56	JRM	Mt. Juliet, TN

PWV-E04@5' L1915925-04

Collected by Ben Long Collected date/time 11/06/25 09:06 Received date/time 11/07/25 08:00

Method	Batch	Dilution	Preparation date/time	Analysis date/time	Analyst	Location
Calculated Results	WG2636698	1	11/12/25 01:02	11/12/25 01:02	MAP	Mt. Juliet, TN
Total Solids by Method 2540 G-2011	WG2636362	1	11/08/25 10:11	11/08/25 10:21	KDW	Mt. Juliet, TN
Wet Chemistry by Method 7199	WG2636983	1	11/09/25 11:54	11/12/25 11:02	EKB	Mt. Juliet, TN
Wet Chemistry by Method 9045D (S-1.10)	WG2638450	1	11/12/25 05:44	11/12/25 09:06	AL	Mt. Juliet, TN
Wet Chemistry by Method 9050AMod (S-1.20)	WG2638476	1	11/12/25 06:11	11/12/25 14:55	RJP	Mt. Juliet, TN

SAMPLE SUMMARY

PWV-E04@5' L1915925-04

Collected by
Ben Long

Collected date/time
11/06/25 09:06

Received date/time
11/07/25 08:00

Method	Batch	Dilution	Preparation date/time	Analysis date/time	Analyst	Location
Metals (ICP) by Method 6010D (S-7.10)	WG2636697	1	11/12/25 16:34	11/13/25 19:20	RLS	Mt. Juliet, TN
Metals (ICPMS) by Method 6020B	WG2636715	1.04	11/11/25 18:16	11/24/25 23:43	LD	Mt. Juliet, TN
Volatile Organic Compounds (GC) by Method 8015D	WG2637234	25	11/08/25 18:52	11/10/25 20:23	NCD	Mt. Juliet, TN
Volatile Organic Compounds (GC/MS) by Method 8260D	WG2637370	1	11/08/25 18:52	11/10/25 14:20	JBE	Mt. Juliet, TN
Semi-Volatile Organic Compounds (GC) by Method 8015M	WG2636832	1	11/13/25 05:03	11/13/25 20:11	GTW	Mt. Juliet, TN
Semi Volatile Organic Compounds (GC/MS) by Method 8270E-SIM	WG2636879	1	11/11/25 08:14	11/12/25 01:14	JRM	Mt. Juliet, TN



PWV-W05@5' L1915925-05

Collected by
Ben Long

Collected date/time
11/06/25 09:10

Received date/time
11/07/25 08:00

Method	Batch	Dilution	Preparation date/time	Analysis date/time	Analyst	Location
Calculated Results	WG2636698	1	11/12/25 01:04	11/12/25 01:04	MAP	Mt. Juliet, TN
Total Solids by Method 2540 G-2011	WG2636362	1	11/08/25 10:11	11/08/25 10:21	KDW	Mt. Juliet, TN
Wet Chemistry by Method 7199	WG2636983	1	11/09/25 11:54	11/12/25 11:13	EKB	Mt. Juliet, TN
Wet Chemistry by Method 9045D (S-1.10)	WG2638450	1	11/12/25 05:44	11/12/25 09:06	AL	Mt. Juliet, TN
Wet Chemistry by Method 9050AMod (S-1.20)	WG2638476	1	11/12/25 06:11	11/12/25 14:55	RJP	Mt. Juliet, TN
Metals (ICP) by Method 6010D (S-7.10)	WG2636697	1	11/12/25 16:34	11/13/25 19:23	RLS	Mt. Juliet, TN
Metals (ICPMS) by Method 6020B	WG2636715	1	11/11/25 18:16	11/24/25 23:46	LD	Mt. Juliet, TN
Volatile Organic Compounds (GC) by Method 8015D	WG2637234	25	11/08/25 18:52	11/10/25 20:46	NCD	Mt. Juliet, TN
Volatile Organic Compounds (GC/MS) by Method 8260D	WG2637370	1	11/08/25 18:52	11/10/25 14:39	JBE	Mt. Juliet, TN
Semi-Volatile Organic Compounds (GC) by Method 8015M	WG2636832	1	11/13/25 05:03	11/13/25 20:23	GTW	Mt. Juliet, TN
Semi Volatile Organic Compounds (GC/MS) by Method 8270E-SIM	WG2636879	1	11/11/25 08:14	11/12/25 01:31	JRM	Mt. Juliet, TN



PWV-W04@5 L1915925-06

Collected by
Ben Long

Collected date/time
11/06/25 00:00

Received date/time
11/07/25 08:00

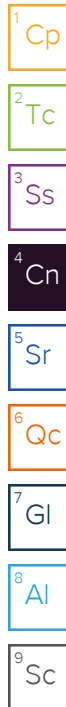
Method	Batch	Dilution	Preparation date/time	Analysis date/time	Analyst	Location
Calculated Results	WG2636698	1	11/12/25 00:21	11/12/25 00:21	MAP	Mt. Juliet, TN
Total Solids by Method 2540 G-2011	WG2636362	1	11/08/25 10:11	11/08/25 10:21	KDW	Mt. Juliet, TN
Wet Chemistry by Method 7199	WG2636146	1	11/09/25 12:05	11/12/25 13:56	EKB	Mt. Juliet, TN
Wet Chemistry by Method 9045D (S-1.10)	WG2638450	1	11/12/25 05:44	11/12/25 09:06	AL	Mt. Juliet, TN
Wet Chemistry by Method 9050AMod (S-1.20)	WG2638476	1	11/12/25 06:11	11/12/25 14:55	RJP	Mt. Juliet, TN
Metals (ICP) by Method 6010D (S-7.10)	WG2636697	1	11/12/25 16:34	11/13/25 19:26	RLS	Mt. Juliet, TN
Metals (ICPMS) by Method 6020B	WG2636707	1.09	11/10/25 07:56	11/26/25 17:30	UNP	Mt. Juliet, TN
Volatile Organic Compounds (GC) by Method 8015D	WG2637245	25	11/08/25 18:52	11/10/25 14:10	GMV	Mt. Juliet, TN
Volatile Organic Compounds (GC/MS) by Method 8260D	WG2637370	1	11/08/25 18:52	11/10/25 14:58	JBE	Mt. Juliet, TN
Semi-Volatile Organic Compounds (GC) by Method 8015M	WG2636833	1	11/12/25 04:46	11/12/25 12:44	DMD	Mt. Juliet, TN
Semi Volatile Organic Compounds (GC/MS) by Method 8270E-SIM	WG2636879	1	11/11/25 08:14	11/12/25 01:49	JRM	Mt. Juliet, TN

CASE NARRATIVE

Unless qualified or notated within the narrative below, all sample aliquots were received at the correct temperature, in the proper containers, with the appropriate preservatives, and within method specified holding times. Where applicable, all MDL (LOD) and RDL (LOQ) values reported for environmental samples have been corrected for the dilution factor used in the analysis. All Method and Batch Quality Control are within established criteria except where addressed in this case narrative, a non-conformance form or properly qualified within the sample results. By my digital signature below, I affirm to the best of my knowledge, all problems/anomalies observed by the laboratory as having the potential to affect the quality of the data have been identified by the laboratory, and no information or data have been knowingly withheld that would affect the quality of the data.



Mandi Edwards
Project Manager



Sample Delivery Group (SDG) Narrative

Samples for VOC analysis were received in bulk containers. Preservation for method 5035 was performed within 48 hours of collection.

Batch	Method	Lab Sample ID
WG2637234	8015D	L1915925-01, 02, 03, 04, 05
WG2637245	8015D	L1915925-06
WG2637370	8260D	L1915925-01, 02, 03, 04, 05, 06

Wet Chemistry by Method 7199

The sample matrix interfered with the ability to make any accurate determination; spike value is low.

Batch	Lab Sample ID	Analytes
WG2636146	(MS) R4300886-4, (MSD) R4300886-5	Hexavalent Chromium

Metals (ICPMS) by Method 6020B

The sample matrix interfered with the ability to make any accurate determination; spike value is high.

Batch	Lab Sample ID	Analytes
WG2636715	(MS) R4305807-5, (MSD) R4305807-6	Zinc

Semi-Volatile Organic Compounds (GC) by Method 8015M

The sample concentration is too high to evaluate accurate spike recoveries.

Batch	Lab Sample ID	Analytes
WG2636832	(MS) R4301041-3, (MSD) R4301041-4	C10-C28 Diesel Range

Semi Volatile Organic Compounds (GC/MS) by Method 8270E-SIM

The sample concentration is too high to evaluate accurate spike recoveries.

Batch	Lab Sample ID	Analytes
WG2636879	(MS) R4300171-3, (MSD) R4300171-4	1-Methylnaphthalene, 2-Methylnaphthalene and Naphthalene

The associated batch QC was outside the established quality control range for precision.

Batch	Lab Sample ID	Analytes
WG2636879	(MSD) R4300171-4	1-Methylnaphthalene, 2-Methylnaphthalene and Naphthalene

Calculated Results

Analyte	Result	Qualifier	Dilution	Analysis date / time	Batch
Sodium Adsorption Ratio	0.322		1	11/12/2025 00:57	WG2636698

Total Solids by Method 2540 G-2011

Analyte	Result %	Qualifier	Dilution	Analysis date / time	Batch
Total Solids	88.0		1	11/08/2025 10:21	WG2636362

Wet Chemistry by Method 7199

Analyte	Result (dry) mg/kg	Qualifier	RDL (dry) mg/kg	Dilution	Analysis date / time	Batch
Hexavalent Chromium	ND		0.227	1	11/12/2025 10:28	WG2636983

Wet Chemistry by Method 9045D (S-1.10)

Analyte	Result su	Qualifier	Dilution	Analysis date / time	Batch
pH	8.26		1	11/12/2025 09:06	WG2638450

Sample Narrative:

L1915925-01 WG2638450: 8.26 at 18.3C

Wet Chemistry by Method 9050AMod (S-1.20)

Analyte	Result	Units	Qualifier	RDL	Dilution	Analysis date / time	Batch
Specific Conductance	358	umhos/cm		10.0	1	11/12/2025 14:55	WG2638476

Sample Narrative:

L1915925-01 WG2638476: at 25C

Metals (ICP) by Method 6010D (S-7.10)

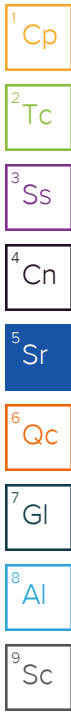
Analyte	Result mg/l	Qualifier	RDL mg/l	Dilution	Analysis date / time	Batch
Hot Water Sol. Boron	ND		0.100	1	11/13/2025 19:07	WG2636697

Metals (ICPMS) by Method 6020B

Analyte	Result (dry) mg/kg	Qualifier	RDL (dry) mg/kg	Dilution	Analysis date / time	Batch
Arsenic	6.29		0.114	1	11/24/2025 23:08	WG2636715
Barium	218		11.4	1	11/24/2025 23:08	WG2636715
Cadmium	0.252		0.114	1	11/24/2025 23:08	WG2636715
Copper	16.7		11.4	1	11/24/2025 23:08	WG2636715
Lead	13.7		11.4	1	11/24/2025 23:08	WG2636715
Nickel	18.7		11.4	1	11/24/2025 23:08	WG2636715
Selenium	0.446		0.114	1	11/24/2025 23:08	WG2636715
Silver	ND		0.568	1	11/24/2025 23:08	WG2636715
Zinc	64.3		56.8	1	11/24/2025 23:08	WG2636715

Volatile Organic Compounds (GC) by Method 8015D

Analyte	Result (dry) mg/kg	Qualifier	RDL (dry) mg/kg	Dilution	Analysis date / time	Batch
TPH (GC/FID) Low Fraction	ND		3.18	25	11/10/2025 19:15	WG2637234
(S) a, a, a-Trifluorotoluene(FID)	100		77.0-120		11/10/2025 19:15	WG2637234



Volatile Organic Compounds (GC/MS) by Method 8260D

Analyte	Result (dry) mg/kg	Qualifier	RDL (dry) mg/kg	Dilution	Analysis date / time	Batch
Benzene	ND		0.00127	1	11/10/2025 13:24	WG2637370
Ethylbenzene	ND		0.0127	1	11/10/2025 13:24	WG2637370
Toluene	ND		0.0127	1	11/10/2025 13:24	WG2637370
1,2,4-Trimethylbenzene	0.00707		0.00637	1	11/10/2025 13:24	WG2637370
1,3,5-Trimethylbenzene	ND		0.00637	1	11/10/2025 13:24	WG2637370
Xylenes, Total	ND		0.127	1	11/10/2025 13:24	WG2637370
<i>(S) Toluene-d8</i>	104		75.0-131		11/10/2025 13:24	WG2637370
<i>(S) 4-Bromofluorobenzene</i>	121		67.0-138		11/10/2025 13:24	WG2637370
<i>(S) 1,2-Dichloroethane-d4</i>	106		70.0-130		11/10/2025 13:24	WG2637370

Semi-Volatile Organic Compounds (GC) by Method 8015M

Analyte	Result (dry) mg/kg	Qualifier	RDL (dry) mg/kg	Dilution	Analysis date / time	Batch
C10-C28 Diesel Range	7.59		4.55	1	11/13/2025 18:28	WG2636832
C28-C36 Motor Oil Range	12.6		4.55	1	11/13/2025 18:28	WG2636832
<i>(S) o-Terphenyl</i>	61.9		18.0-148		11/13/2025 18:28	WG2636832

Semi Volatile Organic Compounds (GC/MS) by Method 8270E-SIM

Analyte	Result (dry) mg/kg	Qualifier	RDL (dry) mg/kg	Dilution	Analysis date / time	Batch
Acenaphthene	ND		0.0375	1	11/12/2025 00:21	WG2636879
Anthracene	ND		0.0375	1	11/12/2025 00:21	WG2636879
Benzo(a)anthracene	ND		0.00682	1	11/12/2025 00:21	WG2636879
Benzo(b)fluoranthene	ND		0.0375	1	11/12/2025 00:21	WG2636879
Benzo(k)fluoranthene	ND		0.0375	1	11/12/2025 00:21	WG2636879
Benzo(a)pyrene	ND		0.0375	1	11/12/2025 00:21	WG2636879
Chrysene	ND		0.0375	1	11/12/2025 00:21	WG2636879
Dibenz(a,h)anthracene	ND		0.0375	1	11/12/2025 00:21	WG2636879
Fluoranthene	ND		0.0375	1	11/12/2025 00:21	WG2636879
Fluorene	ND		0.0375	1	11/12/2025 00:21	WG2636879
Indeno(1,2,3-cd)pyrene	ND		0.0375	1	11/12/2025 00:21	WG2636879
1-Methylnaphthalene	0.00439		0.00341	1	11/12/2025 00:21	WG2636879
2-Methylnaphthalene	ND		0.0136	1	11/12/2025 00:21	WG2636879
Naphthalene	0.00560		0.00341	1	11/12/2025 00:21	WG2636879
Pyrene	ND		0.0375	1	11/12/2025 00:21	WG2636879
<i>(S) p-Terphenyl-d14</i>	96.3		23.0-120		11/12/2025 00:21	WG2636879
<i>(S) 2-Fluorobiphenyl</i>	88.9		34.0-125		11/12/2025 00:21	WG2636879
<i>(S) 2-Methylnaphthalene-d10</i>	95.1		50.0-150		11/12/2025 00:21	WG2636879

1 Cp

2 Tc

3 Ss

4 Cn

5 Sr

6 Qc

7 Gl

8 Al

9 Sc

Calculated Results

Analyte	Result	Qualifier	Dilution	Analysis date / time	Batch
Sodium Adsorption Ratio	0.344		1	11/12/2025 00:58	WG2636698

Total Solids by Method 2540 G-2011

Analyte	Result %	Qualifier	Dilution	Analysis date / time	Batch
Total Solids	87.2		1	11/08/2025 10:21	WG2636362

Wet Chemistry by Method 7199

Analyte	Result (dry) mg/kg	Qualifier	RDL (dry) mg/kg	Dilution	Analysis date / time	Batch
Hexavalent Chromium	ND		0.229	1	11/12/2025 10:39	WG2636983

Wet Chemistry by Method 9045D (S-1.10)

Analyte	Result su	Qualifier	Dilution	Analysis date / time	Batch
pH	8.34		1	11/12/2025 09:06	WG2638450

Sample Narrative:

L1915925-02 WG2638450: 8.34 at 19.1C

Wet Chemistry by Method 9050AMod (S-1.20)

Analyte	Result	Units	Qualifier	RDL	Dilution	Analysis date / time	Batch
Specific Conductance	240	umhos/cm		10.0	1	11/12/2025 14:55	WG2638476

Sample Narrative:

L1915925-02 WG2638476: at 25C

Metals (ICP) by Method 6010D (S-7.10)

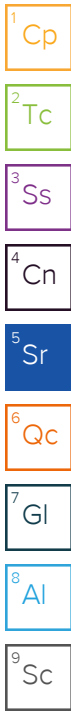
Analyte	Result mg/l	Qualifier	RDL mg/l	Dilution	Analysis date / time	Batch
Hot Water Sol. Boron	ND		0.100	1	11/13/2025 19:09	WG2636697

Metals (ICPMS) by Method 6020B

Analyte	Result (dry) mg/kg	Qualifier	RDL (dry) mg/kg	Dilution	Analysis date / time	Batch
Arsenic	7.08		0.115	1	11/24/2025 23:11	WG2636715
Barium	233		11.5	1	11/24/2025 23:11	WG2636715
Cadmium	0.234		0.115	1	11/24/2025 23:11	WG2636715
Copper	18.3		11.5	1	11/24/2025 23:11	WG2636715
Lead	14.8		11.5	1	11/24/2025 23:11	WG2636715
Nickel	20.4		11.5	1	11/24/2025 23:11	WG2636715
Selenium	0.436		0.115	1	11/24/2025 23:11	WG2636715
Silver	ND		0.574	1	11/24/2025 23:11	WG2636715
Zinc	68.7		57.4	1	11/24/2025 23:11	WG2636715

Volatile Organic Compounds (GC) by Method 8015D

Analyte	Result (dry) mg/kg	Qualifier	RDL (dry) mg/kg	Dilution	Analysis date / time	Batch
TPH (GC/FID) Low Fraction	ND		3.24	25	11/10/2025 19:38	WG2637234
(S) a, a, a-Trifluorotoluene(FID)	101		77.0-120		11/10/2025 19:38	WG2637234



Volatile Organic Compounds (GC/MS) by Method 8260D

Analyte	Result (dry) mg/kg	Qualifier	RDL (dry) mg/kg	Dilution	Analysis date / time	Batch
Benzene	ND		0.00129	1	11/10/2025 13:43	WG2637370
Ethylbenzene	ND		0.0129	1	11/10/2025 13:43	WG2637370
Toluene	ND		0.0129	1	11/10/2025 13:43	WG2637370
1,2,4-Trimethylbenzene	ND		0.00647	1	11/10/2025 13:43	WG2637370
1,3,5-Trimethylbenzene	ND		0.00647	1	11/10/2025 13:43	WG2637370
Xylenes, Total	ND		0.129	1	11/10/2025 13:43	WG2637370
(S) Toluene-d8	95.7		75.0-131		11/10/2025 13:43	WG2637370
(S) 4-Bromofluorobenzene	106		67.0-138		11/10/2025 13:43	WG2637370
(S) 1,2-Dichloroethane-d4	118		70.0-130		11/10/2025 13:43	WG2637370

1
Cp

2
Tc

3
Ss

4
Cn

5
Sr

6
Qc

7
Gl

8
Al

9
Sc

Semi-Volatile Organic Compounds (GC) by Method 8015M

Analyte	Result (dry) mg/kg	Qualifier	RDL (dry) mg/kg	Dilution	Analysis date / time	Batch
C10-C28 Diesel Range	ND		4.59	1	11/13/2025 20:41	WG2636832
C28-C36 Motor Oil Range	5.99		4.59	1	11/13/2025 20:41	WG2636832
(S) o-Terphenyl	96.2		18.0-148		11/13/2025 20:41	WG2636832

Semi Volatile Organic Compounds (GC/MS) by Method 8270E-SIM

Analyte	Result (dry) mg/kg	Qualifier	RDL (dry) mg/kg	Dilution	Analysis date / time	Batch
Acenaphthene	ND		0.0379	1	11/12/2025 00:39	WG2636879
Anthracene	ND		0.0379	1	11/12/2025 00:39	WG2636879
Benzo(a)anthracene	ND		0.00688	1	11/12/2025 00:39	WG2636879
Benzo(b)fluoranthene	ND		0.0379	1	11/12/2025 00:39	WG2636879
Benzo(k)fluoranthene	ND		0.0379	1	11/12/2025 00:39	WG2636879
Benzo(a)pyrene	ND		0.0379	1	11/12/2025 00:39	WG2636879
Chrysene	ND		0.0379	1	11/12/2025 00:39	WG2636879
Dibenz(a,h)anthracene	ND		0.0379	1	11/12/2025 00:39	WG2636879
Fluoranthene	ND		0.0379	1	11/12/2025 00:39	WG2636879
Fluorene	ND		0.0379	1	11/12/2025 00:39	WG2636879
Indeno(1,2,3-cd)pyrene	ND		0.0379	1	11/12/2025 00:39	WG2636879
1-Methylnaphthalene	ND		0.00344	1	11/12/2025 00:39	WG2636879
2-Methylnaphthalene	ND		0.0138	1	11/12/2025 00:39	WG2636879
Naphthalene	ND		0.00344	1	11/12/2025 00:39	WG2636879
Pyrene	ND		0.0379	1	11/12/2025 00:39	WG2636879
(S) p-Terphenyl-d14	96.6		23.0-120		11/12/2025 00:39	WG2636879
(S) 2-Fluorobiphenyl	86.3		34.0-125		11/12/2025 00:39	WG2636879
(S) 2-Methylnaphthalene-d10	93.1		50.0-150		11/12/2025 00:39	WG2636879

Calculated Results

Analyte	Result	Qualifier	Dilution	Analysis date / time	Batch
Sodium Adsorption Ratio	0.276		1	11/12/2025 01:00	WG2636698

Total Solids by Method 2540 G-2011

Analyte	Result %	Qualifier	Dilution	Analysis date / time	Batch
Total Solids	85.3		1	11/08/2025 10:21	WG2636362

Wet Chemistry by Method 7199

Analyte	Result (dry) mg/kg	Qualifier	RDL (dry) mg/kg	Dilution	Analysis date / time	Batch
Hexavalent Chromium	ND		0.235	1	11/12/2025 10:51	WG2636983

Wet Chemistry by Method 9045D (S-1.10)

Analyte	Result su	Qualifier	Dilution	Analysis date / time	Batch
pH	8.38		1	11/12/2025 09:06	WG2638450

Sample Narrative:

L1915925-03 WG2638450: 8.38 at 18.6C

Wet Chemistry by Method 9050AMod (S-1.20)

Analyte	Result	Units	Qualifier	RDL	Dilution	Analysis date / time	Batch
Specific Conductance	225	umhos/cm		10.0	1	11/12/2025 14:55	WG2638476

Sample Narrative:

L1915925-03 WG2638476: at 25C

Metals (ICP) by Method 6010D (S-7.10)

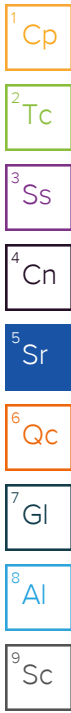
Analyte	Result mg/l	Qualifier	RDL mg/l	Dilution	Analysis date / time	Batch
Hot Water Sol. Boron	ND		0.100	1	11/13/2025 19:12	WG2636697

Metals (ICPMS) by Method 6020B

Analyte	Result (dry) mg/kg	Qualifier	RDL (dry) mg/kg	Dilution	Analysis date / time	Batch
Arsenic	6.43		0.117	1	11/24/2025 23:15	WG2636715
Barium	312		11.7	1	11/24/2025 23:15	WG2636715
Cadmium	0.238		0.117	1	11/24/2025 23:15	WG2636715
Copper	19.1		11.7	1	11/24/2025 23:15	WG2636715
Lead	14.8		11.7	1	11/24/2025 23:15	WG2636715
Nickel	20.1		11.7	1	11/24/2025 23:15	WG2636715
Selenium	0.405		0.117	1	11/24/2025 23:15	WG2636715
Silver	ND		0.586	1	11/24/2025 23:15	WG2636715
Zinc	66.8		58.6	1	11/24/2025 23:15	WG2636715

Volatile Organic Compounds (GC) by Method 8015D

Analyte	Result (dry) mg/kg	Qualifier	RDL (dry) mg/kg	Dilution	Analysis date / time	Batch
TPH (GC/FID) Low Fraction	ND		3.36	25	11/10/2025 20:01	WG2637234
(S) a, a, a-Trifluorotoluene(FID)	101		77.0-120		11/10/2025 20:01	WG2637234



Volatile Organic Compounds (GC/MS) by Method 8260D

Analyte	Result (dry) mg/kg	Qualifier	RDL (dry) mg/kg	Dilution	Analysis date / time	Batch
Benzene	ND		0.00135	1	11/10/2025 14:01	WG2637370
Ethylbenzene	ND		0.0135	1	11/10/2025 14:01	WG2637370
Toluene	ND		0.0135	1	11/10/2025 14:01	WG2637370
1,2,4-Trimethylbenzene	ND		0.00673	1	11/10/2025 14:01	WG2637370
1,3,5-Trimethylbenzene	ND		0.00673	1	11/10/2025 14:01	WG2637370
Xylenes, Total	ND		0.135	1	11/10/2025 14:01	WG2637370
(S) Toluene-d8	95.5		75.0-131		11/10/2025 14:01	WG2637370
(S) 4-Bromofluorobenzene	102		67.0-138		11/10/2025 14:01	WG2637370
(S) 1,2-Dichloroethane-d4	104		70.0-130		11/10/2025 14:01	WG2637370

- 1 Cp
- 2 Tc
- 3 Ss
- 4 Cn
- 5 Sr
- 6 Qc
- 7 Gl
- 8 Al
- 9 Sc

Semi-Volatile Organic Compounds (GC) by Method 8015M

Analyte	Result (dry) mg/kg	Qualifier	RDL (dry) mg/kg	Dilution	Analysis date / time	Batch
C10-C28 Diesel Range	ND		4.69	1	11/13/2025 19:58	WG2636832
C28-C36 Motor Oil Range	ND		4.69	1	11/13/2025 19:58	WG2636832
(S) o-Terphenyl	92.0		18.0-148		11/13/2025 19:58	WG2636832

Semi Volatile Organic Compounds (GC/MS) by Method 8270E-SIM

Analyte	Result (dry) mg/kg	Qualifier	RDL (dry) mg/kg	Dilution	Analysis date / time	Batch
Acenaphthene	ND		0.0387	1	11/12/2025 00:56	WG2636879
Anthracene	ND		0.0387	1	11/12/2025 00:56	WG2636879
Benzo(a)anthracene	ND		0.00704	1	11/12/2025 00:56	WG2636879
Benzo(b)fluoranthene	ND		0.0387	1	11/12/2025 00:56	WG2636879
Benzo(k)fluoranthene	ND		0.0387	1	11/12/2025 00:56	WG2636879
Benzo(a)pyrene	ND		0.0387	1	11/12/2025 00:56	WG2636879
Chrysene	ND		0.0387	1	11/12/2025 00:56	WG2636879
Dibenz(a,h)anthracene	ND		0.0387	1	11/12/2025 00:56	WG2636879
Fluoranthene	ND		0.0387	1	11/12/2025 00:56	WG2636879
Fluorene	ND		0.0387	1	11/12/2025 00:56	WG2636879
Indeno(1,2,3-cd)pyrene	ND		0.0387	1	11/12/2025 00:56	WG2636879
1-Methylnaphthalene	ND		0.00352	1	11/12/2025 00:56	WG2636879
2-Methylnaphthalene	ND		0.0141	1	11/12/2025 00:56	WG2636879
Naphthalene	ND		0.00352	1	11/12/2025 00:56	WG2636879
Pyrene	ND		0.0387	1	11/12/2025 00:56	WG2636879
(S) p-Terphenyl-d14	99.6		23.0-120		11/12/2025 00:56	WG2636879
(S) 2-Fluorobiphenyl	88.4		34.0-125		11/12/2025 00:56	WG2636879
(S) 2-Methylnaphthalene-d10	93.2		50.0-150		11/12/2025 00:56	WG2636879

Calculated Results

Analyte	Result	Qualifier	Dilution	Analysis date / time	Batch
Sodium Adsorption Ratio	0.428		1	11/12/2025 01:02	WG2636698

Total Solids by Method 2540 G-2011

Analyte	Result %	Qualifier	Dilution	Analysis date / time	Batch
Total Solids	84.8		1	11/08/2025 10:21	WG2636362

Wet Chemistry by Method 7199

Analyte	Result (dry) mg/kg	Qualifier	RDL (dry) mg/kg	Dilution	Analysis date / time	Batch
Hexavalent Chromium	ND		0.236	1	11/12/2025 11:02	WG2636983

Wet Chemistry by Method 9045D (S-1.10)

Analyte	Result su	Qualifier	Dilution	Analysis date / time	Batch
pH	8.19		1	11/12/2025 09:06	WG2638450

Sample Narrative:

L1915925-04 WG2638450: 8.19 at 18.3C

Wet Chemistry by Method 9050AMod (S-1.20)

Analyte	Result	Units	Qualifier	RDL	Dilution	Analysis date / time	Batch
Specific Conductance	519	umhos/cm		10.0	1	11/12/2025 14:55	WG2638476

Sample Narrative:

L1915925-04 WG2638476: at 25C

Metals (ICP) by Method 6010D (S-7.10)

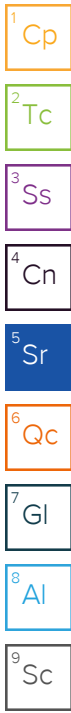
Analyte	Result mg/l	Qualifier	RDL mg/l	Dilution	Analysis date / time	Batch
Hot Water Sol. Boron	ND		0.100	1	11/13/2025 19:20	WG2636697

Metals (ICPMS) by Method 6020B

Analyte	Result (dry) mg/kg	Qualifier	RDL (dry) mg/kg	Dilution	Analysis date / time	Batch
Arsenic	6.30		0.123	1.04	11/24/2025 23:43	WG2636715
Barium	256		12.3	1.04	11/24/2025 23:43	WG2636715
Cadmium	0.277		0.123	1.04	11/24/2025 23:43	WG2636715
Copper	18.6		12.3	1.04	11/24/2025 23:43	WG2636715
Lead	14.4		12.3	1.04	11/24/2025 23:43	WG2636715
Nickel	20.5		12.3	1.04	11/24/2025 23:43	WG2636715
Selenium	0.432		0.123	1.04	11/24/2025 23:43	WG2636715
Silver	ND		0.613	1.04	11/24/2025 23:43	WG2636715
Zinc	68.3		61.3	1.04	11/24/2025 23:43	WG2636715

Volatile Organic Compounds (GC) by Method 8015D

Analyte	Result (dry) mg/kg	Qualifier	RDL (dry) mg/kg	Dilution	Analysis date / time	Batch
TPH (GC/FID) Low Fraction	ND		3.40	25	11/10/2025 20:23	WG2637234
(S) a, a, a-Trifluorotoluene(FID)	100		77.0-120		11/10/2025 20:23	WG2637234



Volatile Organic Compounds (GC/MS) by Method 8260D

Analyte	Result (dry) mg/kg	Qualifier	RDL (dry) mg/kg	Dilution	Analysis date / time	Batch
Benzene	ND		0.00136	1	11/10/2025 14:20	WG2637370
Ethylbenzene	ND		0.0136	1	11/10/2025 14:20	WG2637370
Toluene	ND		0.0136	1	11/10/2025 14:20	WG2637370
1,2,4-Trimethylbenzene	ND		0.00679	1	11/10/2025 14:20	WG2637370
1,3,5-Trimethylbenzene	ND		0.00679	1	11/10/2025 14:20	WG2637370
Xylenes, Total	ND		0.136	1	11/10/2025 14:20	WG2637370
(S) Toluene-d8	91.7		75.0-131		11/10/2025 14:20	WG2637370
(S) 4-Bromofluorobenzene	105		67.0-138		11/10/2025 14:20	WG2637370
(S) 1,2-Dichloroethane-d4	105		70.0-130		11/10/2025 14:20	WG2637370

1 Cp

2 Tc

3 Ss

4 Cn

5 Sr

Semi-Volatile Organic Compounds (GC) by Method 8015M

Analyte	Result (dry) mg/kg	Qualifier	RDL (dry) mg/kg	Dilution	Analysis date / time	Batch
C10-C28 Diesel Range	ND		4.72	1	11/13/2025 20:11	WG2636832
C28-C36 Motor Oil Range	ND		4.72	1	11/13/2025 20:11	WG2636832
(S) o-Terphenyl	96.2		18.0-148		11/13/2025 20:11	WG2636832

6 Qc

7 Gl

8 Al

Semi Volatile Organic Compounds (GC/MS) by Method 8270E-SIM

Analyte	Result (dry) mg/kg	Qualifier	RDL (dry) mg/kg	Dilution	Analysis date / time	Batch
Acenaphthene	ND		0.0389	1	11/12/2025 01:14	WG2636879
Anthracene	ND		0.0389	1	11/12/2025 01:14	WG2636879
Benzo(a)anthracene	ND		0.00707	1	11/12/2025 01:14	WG2636879
Benzo(b)fluoranthene	ND		0.0389	1	11/12/2025 01:14	WG2636879
Benzo(k)fluoranthene	ND		0.0389	1	11/12/2025 01:14	WG2636879
Benzo(a)pyrene	ND		0.0389	1	11/12/2025 01:14	WG2636879
Chrysene	ND		0.0389	1	11/12/2025 01:14	WG2636879
Dibenz(a,h)anthracene	ND		0.0389	1	11/12/2025 01:14	WG2636879
Fluoranthene	ND		0.0389	1	11/12/2025 01:14	WG2636879
Fluorene	ND		0.0389	1	11/12/2025 01:14	WG2636879
Indeno(1,2,3-cd)pyrene	ND		0.0389	1	11/12/2025 01:14	WG2636879
1-Methylnaphthalene	ND		0.00354	1	11/12/2025 01:14	WG2636879
2-Methylnaphthalene	ND		0.0141	1	11/12/2025 01:14	WG2636879
Naphthalene	ND		0.00354	1	11/12/2025 01:14	WG2636879
Pyrene	ND		0.0389	1	11/12/2025 01:14	WG2636879
(S) p-Terphenyl-d14	100		23.0-120		11/12/2025 01:14	WG2636879
(S) 2-Fluorobiphenyl	89.0		34.0-125		11/12/2025 01:14	WG2636879
(S) 2-Methylnaphthalene-d10	95.4		50.0-150		11/12/2025 01:14	WG2636879

9 Sc

Calculated Results

Analyte	Result	Qualifier	Dilution	Analysis date / time	Batch
Sodium Adsorption Ratio	0.344		1	11/12/2025 01:04	WG2636698

Total Solids by Method 2540 G-2011

Analyte	Result %	Qualifier	Dilution	Analysis date / time	Batch
Total Solids	87.9		1	11/08/2025 10:21	WG2636362

Wet Chemistry by Method 7199

Analyte	Result (dry) mg/kg	Qualifier	RDL (dry) mg/kg	Dilution	Analysis date / time	Batch
Hexavalent Chromium	ND		0.228	1	11/12/2025 11:13	WG2636983

Wet Chemistry by Method 9045D (S-1.10)

Analyte	Result su	Qualifier	Dilution	Analysis date / time	Batch
pH	8.42		1	11/12/2025 09:06	WG2638450

Sample Narrative:

L1915925-05 WG2638450: 8.42 at 18.3C

Wet Chemistry by Method 9050AMod (S-1.20)

Analyte	Result	Units	Qualifier	RDL	Dilution	Analysis date / time	Batch
Specific Conductance	224	umhos/cm		10.0	1	11/12/2025 14:55	WG2638476

Sample Narrative:

L1915925-05 WG2638476: at 25C

Metals (ICP) by Method 6010D (S-7.10)

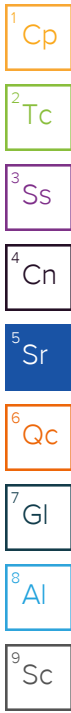
Analyte	Result mg/l	Qualifier	RDL mg/l	Dilution	Analysis date / time	Batch
Hot Water Sol. Boron	ND		0.100	1	11/13/2025 19:23	WG2636697

Metals (ICPMS) by Method 6020B

Analyte	Result (dry) mg/kg	Qualifier	RDL (dry) mg/kg	Dilution	Analysis date / time	Batch
Arsenic	6.63		0.114	1	11/24/2025 23:46	WG2636715
Barium	287		11.4	1	11/24/2025 23:46	WG2636715
Cadmium	0.243		0.114	1	11/24/2025 23:46	WG2636715
Copper	17.6		11.4	1	11/24/2025 23:46	WG2636715
Lead	13.6		11.4	1	11/24/2025 23:46	WG2636715
Nickel	19.5		11.4	1	11/24/2025 23:46	WG2636715
Selenium	0.420		0.114	1	11/24/2025 23:46	WG2636715
Silver	ND		0.569	1	11/24/2025 23:46	WG2636715
Zinc	61.0		56.9	1	11/24/2025 23:46	WG2636715

Volatile Organic Compounds (GC) by Method 8015D

Analyte	Result (dry) mg/kg	Qualifier	RDL (dry) mg/kg	Dilution	Analysis date / time	Batch
TPH (GC/FID) Low Fraction	ND		3.19	25	11/10/2025 20:46	WG2637234
(S) a, a, a-Trifluorotoluene(FID)	101		77.0-120		11/10/2025 20:46	WG2637234



Volatile Organic Compounds (GC/MS) by Method 8260D

Analyte	Result (dry) mg/kg	Qualifier	RDL (dry) mg/kg	Dilution	Analysis date / time	Batch
Benzene	ND		0.00128	1	11/10/2025 14:39	WG2637370
Ethylbenzene	ND		0.0128	1	11/10/2025 14:39	WG2637370
Toluene	ND		0.0128	1	11/10/2025 14:39	WG2637370
1,2,4-Trimethylbenzene	ND		0.00638	1	11/10/2025 14:39	WG2637370
1,3,5-Trimethylbenzene	ND		0.00638	1	11/10/2025 14:39	WG2637370
Xylenes, Total	ND		0.128	1	11/10/2025 14:39	WG2637370
(S) Toluene-d8	98.1		75.0-131		11/10/2025 14:39	WG2637370
(S) 4-Bromofluorobenzene	98.3		67.0-138		11/10/2025 14:39	WG2637370
(S) 1,2-Dichloroethane-d4	104		70.0-130		11/10/2025 14:39	WG2637370

- 1 Cp
- 2 Tc
- 3 Ss
- 4 Cn
- 5 Sr
- 6 Qc
- 7 Gl
- 8 Al
- 9 Sc

Semi-Volatile Organic Compounds (GC) by Method 8015M

Analyte	Result (dry) mg/kg	Qualifier	RDL (dry) mg/kg	Dilution	Analysis date / time	Batch
C10-C28 Diesel Range	ND		4.55	1	11/13/2025 20:23	WG2636832
C28-C36 Motor Oil Range	ND		4.55	1	11/13/2025 20:23	WG2636832
(S) o-Terphenyl	91.8		18.0-148		11/13/2025 20:23	WG2636832

Semi Volatile Organic Compounds (GC/MS) by Method 8270E-SIM

Analyte	Result (dry) mg/kg	Qualifier	RDL (dry) mg/kg	Dilution	Analysis date / time	Batch
Acenaphthene	ND		0.0375	1	11/12/2025 01:31	WG2636879
Anthracene	ND		0.0375	1	11/12/2025 01:31	WG2636879
Benzo(a)anthracene	ND		0.00683	1	11/12/2025 01:31	WG2636879
Benzo(b)fluoranthene	ND		0.0375	1	11/12/2025 01:31	WG2636879
Benzo(k)fluoranthene	ND		0.0375	1	11/12/2025 01:31	WG2636879
Benzo(a)pyrene	ND		0.0375	1	11/12/2025 01:31	WG2636879
Chrysene	ND		0.0375	1	11/12/2025 01:31	WG2636879
Dibenz(a,h)anthracene	ND		0.0375	1	11/12/2025 01:31	WG2636879
Fluoranthene	ND		0.0375	1	11/12/2025 01:31	WG2636879
Fluorene	ND		0.0375	1	11/12/2025 01:31	WG2636879
Indeno(1,2,3-cd)pyrene	ND		0.0375	1	11/12/2025 01:31	WG2636879
1-Methylnaphthalene	ND		0.00341	1	11/12/2025 01:31	WG2636879
2-Methylnaphthalene	ND		0.0137	1	11/12/2025 01:31	WG2636879
Naphthalene	ND		0.00341	1	11/12/2025 01:31	WG2636879
Pyrene	ND		0.0375	1	11/12/2025 01:31	WG2636879
(S) p-Terphenyl-d14	87.6		23.0-120		11/12/2025 01:31	WG2636879
(S) 2-Fluorobiphenyl	80.0		34.0-125		11/12/2025 01:31	WG2636879
(S) 2-Methylnaphthalene-d10	85.4		50.0-150		11/12/2025 01:31	WG2636879

Calculated Results

Analyte	Result	Qualifier	Dilution	Analysis date / time	Batch
Sodium Adsorption Ratio	0.190		1	11/12/2025 00:21	WG2636698

Total Solids by Method 2540 G-2011

Analyte	Result %	Qualifier	Dilution	Analysis date / time	Batch
Total Solids	84.6		1	11/08/2025 10:21	WG2636362

Wet Chemistry by Method 7199

Analyte	Result (dry) mg/kg	Qualifier	RDL (dry) mg/kg	Dilution	Analysis date / time	Batch
Hexavalent Chromium	ND		0.236	1	11/12/2025 13:56	WG2636146

Wet Chemistry by Method 9045D (S-1.10)

Analyte	Result su	Qualifier	Dilution	Analysis date / time	Batch
pH	8.48		1	11/12/2025 09:06	WG2638450

Sample Narrative:

L1915925-06 WG2638450: 8.48 at 18.3C

Wet Chemistry by Method 9050AMod (S-1.20)

Analyte	Result	Units	Qualifier	RDL	Dilution	Analysis date / time	Batch
Specific Conductance	219	umhos/cm		10.0	1	11/12/2025 14:55	WG2638476

Sample Narrative:

L1915925-06 WG2638476: at 25C

Metals (ICP) by Method 6010D (S-7.10)

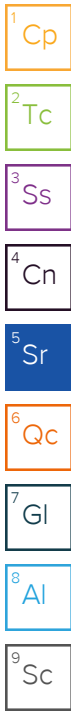
Analyte	Result mg/l	Qualifier	RDL mg/l	Dilution	Analysis date / time	Batch
Hot Water Sol. Boron	ND		0.100	1	11/13/2025 19:26	WG2636697

Metals (ICPMS) by Method 6020B

Analyte	Result (dry) mg/kg	Qualifier	RDL (dry) mg/kg	Dilution	Analysis date / time	Batch
Arsenic	6.93		0.129	1.09	11/26/2025 17:30	WG2636707
Barium	210		12.9	1.09	11/26/2025 17:30	WG2636707
Cadmium	0.339		0.129	1.09	11/26/2025 17:30	WG2636707
Copper	18.0		12.9	1.09	11/26/2025 17:30	WG2636707
Lead	15.1		12.9	1.09	11/26/2025 17:30	WG2636707
Nickel	20.0		12.9	1.09	11/26/2025 17:30	WG2636707
Selenium	0.580		0.129	1.09	11/26/2025 17:30	WG2636707
Silver	ND		0.644	1.09	11/26/2025 17:30	WG2636707
Zinc	68.9		64.4	1.09	11/26/2025 17:30	WG2636707

Volatile Organic Compounds (GC) by Method 8015D

Analyte	Result (dry) mg/kg	Qualifier	RDL (dry) mg/kg	Dilution	Analysis date / time	Batch
TPH (GC/FID) Low Fraction	ND		3.41	25	11/10/2025 14:10	WG2637245
(S) a,a,a-Trifluorotoluene(FID)	98.1		77.0-120		11/10/2025 14:10	WG2637245



Volatile Organic Compounds (GC/MS) by Method 8260D

Analyte	Result (dry) mg/kg	Qualifier	RDL (dry) mg/kg	Dilution	Analysis date / time	Batch
Benzene	ND		0.00136	1	11/10/2025 14:58	WG2637370
Ethylbenzene	ND		0.0136	1	11/10/2025 14:58	WG2637370
Toluene	ND		0.0136	1	11/10/2025 14:58	WG2637370
1,2,4-Trimethylbenzene	ND		0.00682	1	11/10/2025 14:58	WG2637370
1,3,5-Trimethylbenzene	ND		0.00682	1	11/10/2025 14:58	WG2637370
Xylenes, Total	ND		0.136	1	11/10/2025 14:58	WG2637370
(S) Toluene-d8	83.3		75.0-131		11/10/2025 14:58	WG2637370
(S) 4-Bromofluorobenzene	90.8		67.0-138		11/10/2025 14:58	WG2637370
(S) 1,2-Dichloroethane-d4	109		70.0-130		11/10/2025 14:58	WG2637370

Semi-Volatile Organic Compounds (GC) by Method 8015M

Analyte	Result (dry) mg/kg	Qualifier	RDL (dry) mg/kg	Dilution	Analysis date / time	Batch
C10-C28 Diesel Range	ND		4.73	1	11/12/2025 12:44	WG2636833
C28-C36 Motor Oil Range	ND		4.73	1	11/12/2025 12:44	WG2636833
(S) o-Terphenyl	50.0		18.0-148		11/12/2025 12:44	WG2636833

Semi Volatile Organic Compounds (GC/MS) by Method 8270E-SIM

Analyte	Result (dry) mg/kg	Qualifier	RDL (dry) mg/kg	Dilution	Analysis date / time	Batch
Acenaphthene	ND		0.0390	1	11/12/2025 01:49	WG2636879
Anthracene	ND		0.0390	1	11/12/2025 01:49	WG2636879
Benzo(a)anthracene	ND		0.00709	1	11/12/2025 01:49	WG2636879
Benzo(b)fluoranthene	ND		0.0390	1	11/12/2025 01:49	WG2636879
Benzo(k)fluoranthene	ND		0.0390	1	11/12/2025 01:49	WG2636879
Benzo(a)pyrene	ND		0.0390	1	11/12/2025 01:49	WG2636879
Chrysene	ND		0.0390	1	11/12/2025 01:49	WG2636879
Dibenz(a,h)anthracene	ND		0.0390	1	11/12/2025 01:49	WG2636879
Fluoranthene	ND		0.0390	1	11/12/2025 01:49	WG2636879
Fluorene	ND		0.0390	1	11/12/2025 01:49	WG2636879
Indeno(1,2,3-cd)pyrene	ND		0.0390	1	11/12/2025 01:49	WG2636879
1-Methylnaphthalene	ND		0.00355	1	11/12/2025 01:49	WG2636879
2-Methylnaphthalene	ND		0.0142	1	11/12/2025 01:49	WG2636879
Naphthalene	ND		0.00355	1	11/12/2025 01:49	WG2636879
Pyrene	ND		0.0390	1	11/12/2025 01:49	WG2636879
(S) p-Terphenyl-d14	90.9		23.0-120		11/12/2025 01:49	WG2636879
(S) 2-Fluorobiphenyl	81.7		34.0-125		11/12/2025 01:49	WG2636879
(S) 2-Methylnaphthalene-d10	88.1		50.0-150		11/12/2025 01:49	WG2636879

1 Cp

2 Tc

3 Ss

4 Cn

5 Sr

6 Qc

7 Gl

8 Al

9 Sc

Method Blank (MB)

(MB) R4298534-1 11/08/25 10:21

Analyte	MB Result %	MB Qualifier	MB MDL %	MB RDL %
Total Solids	0.00100			

1 Cp

2 Tc

3 Ss

L1915925-06 Original Sample (OS) • Duplicate (DUP)

(OS) L1915925-06 11/08/25 10:21 • (DUP) R4298534-3 11/08/25 10:21

Analyte	Original Result %	DUP Result %	Dilution	DUP RPD %	DUP Qualifier	DUP RPD Limits
Total Solids	84.6	84.9	1	0.302		10

4 Cn

5 Sr

Laboratory Control Sample (LCS)

(LCS) R4298534-2 11/08/25 10:21

Analyte	Spike Amount %	LCS Result %	LCS Rec. %	Rec. Limits %	LCS Qualifier
Total Solids	50.0	50.0	100	90.0-110	

6 Qc

7 Gl

8 Al

9 Sc

Method Blank (MB)

(MB) R4300886-1 11/12/25 10:04

Analyte	MB Result	MB Qualifier	MB MDL	MB RDL
Hexavalent Chromium	ND		0.200	0.200

¹Cp

²Tc

³Ss

⁴Cn

⁵Sr

⁶Qc

⁷Gl

⁸Al

⁹Sc

L1915473-04 Original Sample (OS) • Duplicate (DUP)

(OS) L1915473-04 11/12/25 10:37 • (DUP) R4300886-3 11/12/25 10:48

Analyte	Original Result (dry)	DUP Result (dry)	Dilution	DUP RPD	DUP Qualifier	DUP RPD Limits
Hexavalent Chromium	ND	ND	1	0.000		20

L1915952-21 Original Sample (OS) • Duplicate (DUP)

(OS) L1915952-21 11/12/25 14:52 • (DUP) R4300886-8 11/12/25 15:03

Analyte	Original Result (dry)	DUP Result (dry)	Dilution	DUP RPD	DUP Qualifier	DUP RPD Limits
Hexavalent Chromium	ND	ND	1	0.000		20

Laboratory Control Sample (LCS)

(LCS) R4300886-2 11/12/25 10:15

Analyte	Spike Amount	LCS Result	LCS Rec.	Rec. Limits	LCS Qualifier
Hexavalent Chromium	10.0	9.36	93.6	80.0-120	

L1915616-01 Original Sample (OS) • Matrix Spike (MS) • Matrix Spike Duplicate (MSD)

(OS) L1915616-01 11/12/25 12:17 • (MS) R4300886-4 11/12/25 12:28 • (MSD) R4300886-5 11/12/25 12:39

Analyte	Spike Amount (dry)	Original Result (dry)	MS Result (dry)	MSD Result (dry)	MS Rec.	MSD Rec.	Dilution	Rec. Limits	MS Qualifier	MSD Qualifier	RPD	RPD Limits
Hexavalent Chromium	21.6	ND	7.01	7.73	32.4	35.8	1	75.0-125	<u>J6</u>	<u>J6</u>	9.79	20

L1915616-01 Original Sample (OS) • Matrix Spike (MS)

(OS) L1915616-01 11/12/25 12:17 • (MS) R4300886-6 11/12/25 12:50

Analyte	Spike Amount (dry) mg/kg	Original Result (dry)	MS Result (dry)	MS Rec. %	Dilution	Rec. Limits %	<u>MS Qualifier</u>
Hexavalent Chromium	682	ND	530	77.7	50	75.0-125	

¹Cp

²Tc

³Ss

⁴Cn

⁵Sr

⁶Qc

⁷Gl

⁸Al

⁹Sc

Method Blank (MB)

(MB) R4300909-1 11/12/25 10:06

Analyte	MB Result	MB Qualifier	MB MDL	MB RDL
Hexavalent Chromium	ND		0.200	0.200

¹Cp

²Tc

³Ss

⁴Cn

⁵Sr

⁶Qc

⁷Gl

⁸Al

⁹Sc

L1915925-05 Original Sample (OS) • Duplicate (DUP)

(OS) L1915925-05 11/12/25 11:13 • (DUP) R4300909-3 11/12/25 11:24

Analyte	Original Result (dry)	DUP Result (dry)	Dilution	DUP RPD	DUP Qualifier	DUP RPD Limits
Hexavalent Chromium	ND	ND	1	0.000		20

L1915996-13 Original Sample (OS) • Duplicate (DUP)

(OS) L1915996-13 11/12/25 15:40 • (DUP) R4300909-8 11/12/25 15:51

Analyte	Original Result (dry)	DUP Result (dry)	Dilution	DUP RPD	DUP Qualifier	DUP RPD Limits
Hexavalent Chromium	ND	ND	1	0.000		20

Laboratory Control Sample (LCS)

(LCS) R4300909-2 11/12/25 10:17

Analyte	Spike Amount	LCS Result	LCS Rec.	Rec. Limits	LCS Qualifier
Hexavalent Chromium	10.0	9.81	98.1	80.0-120	

L1915996-06 Original Sample (OS) • Matrix Spike (MS) • Matrix Spike Duplicate (MSD)

(OS) L1915996-06 11/12/25 13:15 • (MS) R4300909-4 11/12/25 13:27 • (MSD) R4300909-5 11/12/25 13:38

Analyte	Spike Amount (dry)	Original Result (dry)	MS Result (dry)	MSD Result (dry)	MS Rec.	MSD Rec.	Dilution	Rec. Limits	MS Qualifier	MSD Qualifier	RPD	RPD Limits
Hexavalent Chromium	22.9	ND	18.9	21.2	82.4	92.2	1	75.0-125			11.3	20

L1915996-06 Original Sample (OS) • Matrix Spike (MS)

(OS) L1915996-06 11/12/25 13:15 • (MS) R4300909-6 11/12/25 13:49

Analyte	Spike Amount (dry) mg/kg	Original Result (dry) mg/kg	MS Result (dry) mg/kg	MS Rec. %	Dilution	Rec. Limits %	<u>MS Qualifier</u>
Hexavalent Chromium	730	ND	801	110	50	75.0-125	

¹Cp

²Tc

³Ss

⁴Cn

⁵Sr

⁶Qc

⁷Gl

⁸Al

⁹Sc

L1915924-02 Original Sample (OS) • Duplicate (DUP)

(OS) L1915924-02 11/12/25 09:06 • (DUP) R4299768-2 11/12/25 09:06

Analyte	Original Result	DUP Result	Dilution	DUP RPD	DUP Qualifier	DUP RPD Limits
	su	su		%		%
pH	8.48	8.45	1	0.354		1

Sample Narrative:

OS: 8.48 at 18.8C
 DUP: 8.45 at 19.4C

L1915952-24 Original Sample (OS) • Duplicate (DUP)

(OS) L1915952-24 11/12/25 09:06 • (DUP) R4299768-3 11/12/25 09:06

Analyte	Original Result	DUP Result	Dilution	DUP RPD	DUP Qualifier	DUP RPD Limits
	su	su		%		%
pH	8.50	8.47	1	0.354		1

Sample Narrative:

OS: 8.5 at 18.2C
 DUP: 8.47 at 18.6C

Laboratory Control Sample (LCS)

(LCS) R4299768-1 11/12/25 09:06

Analyte	Spike Amount	LCS Result	LCS Rec.	Rec. Limits	LCS Qualifier
	su	su	%	%	
pH	10.0	10.0	100	99.0-101	

Sample Narrative:

LCS: 10.01 at 19.6C

¹Cp

²Tc

³Ss

⁴Cn

⁵Sr

⁶Qc

⁷Gl

⁸Al

⁹Sc

Method Blank (MB)

(MB) R4300010-1 11/12/25 14:55

Analyte	MB Result	MB Qualifier	MB MDL	MB RDL
Specific Conductance	umhos/cm		umhos/cm	umhos/cm
	ND		10.0	10.0

Sample Narrative:

BLANK: at 25C

L1915924-03 Original Sample (OS) • Duplicate (DUP)

(OS) L1915924-03 11/12/25 14:55 • (DUP) R4300010-3 11/12/25 14:55

Analyte	Original Result	DUP Result	Dilution	DUP RPD	DUP Qualifier	DUP RPD Limits
Specific Conductance	umhos/cm	umhos/cm		%		%
	216	214	1	0.883		20

Sample Narrative:

OS: at 25C

DUP: at 25C

L1915952-23 Original Sample (OS) • Duplicate (DUP)

(OS) L1915952-23 11/12/25 14:55 • (DUP) R4300010-4 11/12/25 14:55

Analyte	Original Result	DUP Result	Dilution	DUP RPD	DUP Qualifier	DUP RPD Limits
Specific Conductance	umhos/cm	umhos/cm		%		%
	264	262	1	1.03		20

Sample Narrative:

OS: at 25C

DUP: at 25C

Laboratory Control Sample (LCS)

(LCS) R4300010-2 11/12/25 14:55

Analyte	Spike Amount	LCS Result	LCS Rec.	Rec. Limits	LCS Qualifier
Specific Conductance	umhos/cm	umhos/cm	%	%	
	581	552	94.9	90.0-110	

Sample Narrative:

LCS: at 25C



Method Blank (MB)

(MB) R4300882-1 11/13/25 18:16

Analyte	MB Result mg/l	MB Qualifier	MB MDL mg/l	MB RDL mg/l
Hot Water Sol. Boron	ND		0.0199	0.100

Laboratory Control Sample (LCS) • Laboratory Control Sample Duplicate (LCSD)

(LCS) R4300882-2 11/13/25 18:18 • (LCSD) R4300882-3 11/13/25 18:21

Analyte	Spike Amount mg/l	LCS Result mg/l	LCSD Result mg/l	LCS Rec. %	LCSD Rec. %	Rec. Limits %	LCS Qualifier	LCSD Qualifier	RPD %	RPD Limits %
Hot Water Sol. Boron	1.00	1.00	1.03	100	103	80.0-120			2.86	20

¹Cp

²Tc

³Ss

⁴Cn

⁵Sr

⁶Qc

⁷Gl

⁸Al

⁹Sc

Method Blank (MB)

(MB) R4306954-1 11/26/25 16:24

Analyte	MB Result mg/kg	MB Qualifier	MB MDL mg/kg	MB RDL mg/kg
Arsenic	ND		0.100	0.100
Barium	ND		10.0	10.0
Cadmium	ND		0.100	0.100
Copper	ND		10.0	10.0
Lead	ND		10.0	10.0
Nickel	ND		10.0	10.0
Selenium	ND		0.100	0.100
Silver	ND		0.500	0.500
Zinc	ND		50.0	50.0

¹Cp

²Tc

³Ss

⁴Cn

⁵Sr

⁶Qc

Laboratory Control Sample (LCS)

(LCS) R4306954-2 11/26/25 16:27

Analyte	Spike Amount mg/kg	LCS Result mg/kg	LCS Rec. %	Rec. Limits %	LCS Qualifier
Arsenic	100	102	102	80.0-120	
Barium	100	101	101	80.0-120	
Cadmium	100	103	103	80.0-120	
Copper	100	104	104	80.0-120	
Lead	100	101	101	80.0-120	
Nickel	100	104	104	80.0-120	
Selenium	100	104	104	80.0-120	
Silver	20.0	20.9	105	80.0-120	
Zinc	100	103	103	80.0-120	

⁷Gl

⁸Al

⁹Sc

L1914340-04 Original Sample (OS) • Matrix Spike (MS) • Matrix Spike Duplicate (MSD)

(OS) L1914340-04 11/26/25 16:30 • (MS) R4306954-5 11/26/25 16:40 • (MSD) R4306954-6 11/26/25 16:43

Analyte	Spike Amount (dry) mg/kg	Original Result (dry) mg/kg	MS Result (dry) mg/kg	MSD Result (dry) mg/kg	MS Rec. %	MSD Rec. %	Dilution	Rec. Limits %	MS Qualifier	MSD Qualifier	RPD %	RPD Limits %
Arsenic	100	1.09	103	109	102	108	1	75.0-125			5.75	20
Barium	100	ND	113	118	104	109	1	75.0-125			4.31	20
Cadmium	100	ND	103	110	103	110	1	75.0-125			6.57	20
Copper	100	ND	115	115	108	108	1	75.0-125			0.0489	20
Lead	100	10.9	108	116	97.3	105	1	75.0-125			6.95	20
Nickel	100	ND	105	115	100	110	1	75.0-125			8.83	20
Selenium	100	0.143	102	109	102	108	1	75.0-125			6.45	20
Silver	20.1	ND	21.1	23.0	105	115	1	75.0-125			8.57	20

L1914340-04 Original Sample (OS) • Matrix Spike (MS) • Matrix Spike Duplicate (MSD)

(OS) L1914340-04 11/26/25 16:30 • (MS) R4306954-5 11/26/25 16:40 • (MSD) R4306954-6 11/26/25 16:43

Analyte	Spike Amount (dry) mg/kg	Original Result (dry) mg/kg	MS Result (dry) mg/kg	MSD Result (dry) mg/kg	MS Rec. %	MSD Rec. %	Dilution	Rec. Limits %	<u>MS Qualifier</u>	<u>MSD Qualifier</u>	RPD %	RPD Limits %
Zinc	100	ND	117	118	105	106	1	75.0-125			0.691	20

¹Cp

²Tc

³Ss

⁴Cn

⁵Sr

⁶Qc

⁷Gl

⁸Al

⁹Sc

Method Blank (MB)

(MB) R4305807-1 11/24/25 22:47

Analyte	MB Result mg/kg	MB Qualifier	MB MDL mg/kg	MB RDL mg/kg
Arsenic	ND		0.100	0.100
Barium	ND		10.0	10.0
Cadmium	ND		0.100	0.100
Copper	ND		10.0	10.0
Lead	ND		10.0	10.0
Nickel	ND		10.0	10.0
Selenium	ND		0.100	0.100
Silver	ND		0.500	0.500
Zinc	ND		50.0	50.0

¹Cp

²Tc

³Ss

⁴Cn

⁵Sr

⁶Qc

Laboratory Control Sample (LCS)

(LCS) R4305807-2 11/24/25 22:50

Analyte	Spike Amount mg/kg	LCS Result mg/kg	LCS Rec. %	Rec. Limits %	LCS Qualifier
Arsenic	100	102	102	80.0-120	
Barium	100	102	102	80.0-120	
Cadmium	100	105	105	80.0-120	
Copper	100	107	107	80.0-120	
Lead	100	102	102	80.0-120	
Nickel	100	109	109	80.0-120	
Selenium	100	98.1	98.1	80.0-120	
Silver	20.0	21.2	106	80.0-120	
Zinc	100	103	103	80.0-120	

⁷Gl

⁸Al

⁹Sc

L1915996-10 Original Sample (OS) • Matrix Spike (MS) • Matrix Spike Duplicate (MSD)

(OS) L1915996-10 11/24/25 22:53 • (MS) R4305807-5 11/24/25 23:02 • (MSD) R4305807-6 11/24/25 23:05

Analyte	Spike Amount (dry) mg/kg	Original Result (dry) mg/kg	MS Result (dry) mg/kg	MSD Result (dry) mg/kg	MS Rec. %	MSD Rec. %	Dilution	Rec. Limits %	MS Qualifier	MSD Qualifier	RPD %	RPD Limits %
Arsenic	106	5.68	108	107	96.3	95.2	1	75.0-125			1.06	20
Barium	106	132	248	254	109	114	1	75.0-125			2.20	20
Cadmium	106	0.184	106	108	99.7	101	1	75.0-125			1.36	20
Copper	106	11.0	116	118	98.5	100	1	75.0-125			1.69	20
Lead	106	ND	114	114	107	107	1	75.0-125			0.312	20
Nickel	106	12.4	119	117	99.7	97.9	1	75.0-125			1.64	20
Selenium	106	0.401	100	104	93.8	96.8	1	75.0-125			3.22	20
Silver	21.3	ND	21.8	21.9	102	103	1	75.0-125			0.496	20

L1915996-10 Original Sample (OS) • Matrix Spike (MS) • Matrix Spike Duplicate (MSD)

(OS) L1915996-10 11/24/25 22:53 • (MS) R4305807-5 11/24/25 23:02 • (MSD) R4305807-6 11/24/25 23:05

Analyte	Spike Amount (dry) mg/kg	Original Result (dry) mg/kg	MS Result (dry) mg/kg	MSD Result (dry) mg/kg	MS Rec. %	MSD Rec. %	Dilution	Rec. Limits %	MS Qualifier	MSD Qualifier	RPD %	RPD Limits %
Zinc	106	ND	142	142	133	134	1	75.0-125	<u>J5</u>	<u>J5</u>	0.147	20

- 1 Cp
- 2 Tc
- 3 Ss
- 4 Cn
- 5 Sr
- 6 Qc
- 7 Gl
- 8 Al
- 9 Sc

Method Blank (MB)

(MB) R4299015-3 11/10/25 12:09

Analyte	MB Result	MB Qualifier	MB MDL	MB RDL
TPH (GC/FID) Low Fraction	ND		2.00	2.50
^(S) a,a,a-Trifluorotoluene(FID)	101			77.0-120

Laboratory Control Sample (LCS) • Laboratory Control Sample Duplicate (LCSD)

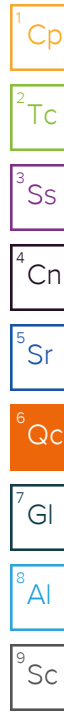
(LCS) R4299015-1 11/10/25 10:29 • (LCSD) R4299015-2 11/10/25 11:14

Analyte	Spike Amount	LCS Result	LCSD Result	LCS Rec.	LCSD Rec.	Rec. Limits	LCS Qualifier	LCSD Qualifier	RPD	RPD Limits
TPH (GC/FID) Low Fraction	5.00	4.39	4.46	87.8	89.2	72.0-127			1.58	20
^(S) a,a,a-Trifluorotoluene(FID)				103	103	77.0-120				

L1915925-05 Original Sample (OS) • Matrix Spike (MS) • Matrix Spike Duplicate (MSD)

(OS) L1915925-05 11/10/25 20:46 • (MS) R4299015-4 11/10/25 21:09 • (MSD) R4299015-5 11/10/25 21:31

Analyte	Spike Amount (dry)	Original Result (dry)	MS Result (dry)	MSD Result (dry)	MS Rec.	MSD Rec.	Dilution	Rec. Limits	MS Qualifier	MSD Qualifier	RPD	RPD Limits
TPH (GC/FID) Low Fraction	159	ND	126	136	79.1	85.6	25	10.0-151			7.87	28
^(S) a,a,a-Trifluorotoluene(FID)					102	103		77.0-120				



Method Blank (MB)

(MB) R4299981-3 11/10/25 12:50

Analyte	MB Result mg/kg	MB Qualifier	MB MDL mg/kg	MB RDL mg/kg
TPH (GC/FID) Low Fraction	ND		2.00	2.50
^(S) a,a,a-Trifluorotoluene(FID)	95.4			77.0-120

Laboratory Control Sample (LCS) • Laboratory Control Sample Duplicate (LCSD)

(LCS) R4299981-1 11/10/25 10:16 • (LCSD) R4299981-2 11/10/25 10:36

Analyte	Spike Amount mg/kg	LCS Result mg/kg	LCSD Result mg/kg	LCS Rec. %	LCSD Rec. %	Rec. Limits %	LCS Qualifier	LCSD Qualifier	RPD %	RPD Limits %
TPH (GC/FID) Low Fraction	5.00	4.49	4.34	89.8	86.8	72.0-127			3.40	20
^(S) a,a,a-Trifluorotoluene(FID)				101	100	77.0-120				

L1915935-15 Original Sample (OS) • Matrix Spike (MS) • Matrix Spike Duplicate (MSD)

(OS) L1915935-15 11/10/25 20:40 • (MS) R4299981-4 11/11/25 02:13 • (MSD) R4299981-5 11/11/25 02:32

Analyte	Spike Amount (dry) mg/kg	Original Result (dry)	MS Result (dry)	MSD Result (dry)	MS Rec. %	MSD Rec. %	Dilution	Rec. Limits %	MS Qualifier	MSD Qualifier	RPD %	RPD Limits %
TPH (GC/FID) Low Fraction	162	ND	146	156	90.4	96.8	25	10.0-151			6.84	28
^(S) a,a,a-Trifluorotoluene(FID)					106	107		77.0-120				

1 Cp

2 Tc

3 Ss

4 Cn

5 Sr

6 Qc

7 Gl

8 Al

9 Sc

Method Blank (MB)

(MB) R4299956-3 11/10/25 12:43

Analyte	MB Result mg/kg	MB Qualifier	MB MDL mg/kg	MB RDL mg/kg
Benzene	ND		0.000711	0.00100
Ethylbenzene	ND		0.000987	0.0100
Toluene	ND		0.00289	0.0100
1,2,4-Trimethylbenzene	ND		0.00238	0.00500
1,3,5-Trimethylbenzene	ND		0.00228	0.00500
Xylenes, Total	ND		0.00280	0.100
(S) Toluene-d8	94.2			75.0-131
(S) 4-Bromofluorobenzene	100			67.0-138
(S) 1,2-Dichloroethane-d4	112			70.0-130

Laboratory Control Sample (LCS) • Laboratory Control Sample Duplicate (LCSD)

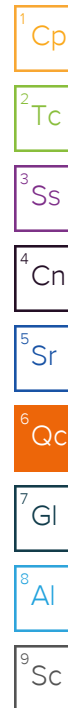
(LCS) R4299956-1 11/10/25 11:10 • (LCSD) R4299956-2 11/10/25 11:28

Analyte	Spike Amount mg/kg	LCS Result mg/kg	LCSD Result mg/kg	LCS Rec. %	LCSD Rec. %	Rec. Limits %	LCS Qualifier	LCSD Qualifier	RPD %	RPD Limits %
Benzene	0.250	0.256	0.268	102	107	70.0-123			4.58	20
Ethylbenzene	0.250	0.238	0.241	95.2	96.4	74.0-126			1.25	20
Toluene	0.250	0.231	0.245	92.4	98.0	75.0-121			5.88	20
1,2,4-Trimethylbenzene	0.250	0.228	0.233	91.2	93.2	70.0-126			2.17	20
1,3,5-Trimethylbenzene	0.250	0.224	0.225	89.6	90.0	73.0-127			0.445	20
Xylenes, Total	0.750	0.695	0.673	92.7	89.7	72.0-127			3.22	20
(S) Toluene-d8				93.9	96.1	75.0-131				
(S) 4-Bromofluorobenzene				101	87.5	67.0-138				
(S) 1,2-Dichloroethane-d4				115	108	70.0-130				

L1915935-14 Original Sample (OS) • Matrix Spike (MS) • Matrix Spike Duplicate (MSD)

(OS) L1915935-14 11/10/25 19:20 • (MS) R4299956-4 11/10/25 19:39 • (MSD) R4299956-5 11/10/25 19:58

Analyte	Spike Amount (dry) mg/kg	Original Result (dry)	MS Result (dry)	MSD Result (dry)	MS Rec. %	MSD Rec. %	Dilution	Rec. Limits %	MS Qualifier	MSD Qualifier	RPD %	RPD Limits %
Benzene	0.310	ND	0.273	0.307	88.0	99.2	1	10.0-149			12.0	37
Ethylbenzene	0.310	ND	0.253	0.281	81.6	90.8	1	10.0-160			10.7	38
Toluene	0.310	ND	0.245	0.264	79.2	85.2	1	10.0-156			7.30	38
1,2,4-Trimethylbenzene	0.310	ND	0.247	0.269	79.6	86.8	1	10.0-160			8.65	36
1,3,5-Trimethylbenzene	0.310	ND	0.235	0.258	76.0	83.2	1	10.0-160			9.05	38
Xylenes, Total	0.929	ND	0.751	0.797	80.8	85.7	1	10.0-160			5.92	38
(S) Toluene-d8					92.8	88.7		75.0-131				
(S) 4-Bromofluorobenzene					102	95.6		67.0-138				



L1915935-14 Original Sample (OS) • Matrix Spike (MS) • Matrix Spike Duplicate (MSD)

(OS) L1915935-14 11/10/25 19:20 • (MS) R4299956-4 11/10/25 19:39 • (MSD) R4299956-5 11/10/25 19:58

Analyte	Spike Amount (dry) mg/kg	Original Result (dry)	MS Result (dry)	MSD Result (dry)	MS Rec. %	MSD Rec. %	Dilution	Rec. Limits %	MS Qualifier	MSD Qualifier	RPD %	RPD Limits %
(S) 1,2-Dichloroethane-d4					113	106		70.0-130				

- 1 Cp
- 2 Tc
- 3 Ss
- 4 Cn
- 5 Sr
- 6 Qc
- 7 Gl
- 8 Al
- 9 Sc

Method Blank (MB)

(MB) R4301041-1 11/13/25 18:15

Analyte	MB Result mg/kg	MB Qualifier	MB MDL mg/kg	MB RDL mg/kg
C10-C28 Diesel Range	ND		1.61	4.00
C28-C36 Motor Oil Range	ND		0.274	4.00
(S) o-Terphenyl	88.7			18.0-148

Laboratory Control Sample (LCS)

(LCS) R4301041-2 11/13/25 18:28

Analyte	Spike Amount mg/kg	LCS Result mg/kg	LCS Rec. %	Rec. Limits %	LCS Qualifier
C10-C28 Diesel Range	50.0	42.1	84.2	50.0-150	
(S) o-Terphenyl			99.2	18.0-148	

L1915754-02 Original Sample (OS) • Matrix Spike (MS) • Matrix Spike Duplicate (MSD)

(OS) L1915754-02 11/13/25 19:20 • (MS) R4301041-3 11/13/25 19:32 • (MSD) R4301041-4 11/13/25 19:45

Analyte	Spike Amount (dry) mg/kg	Original Result (dry)	MS Result (dry)	MSD Result (dry)	MS Rec. %	MSD Rec. %	Dilution	Rec. Limits %	MS Qualifier	MSD Qualifier	RPD %	RPD Limits %
C10-C28 Diesel Range	55.3	250	356	351	193	184	1	50.0-150	V	V	1.57	20
(S) o-Terphenyl					70.6	68.8		18.0-148				

1 Cp

2 Tc

3 Ss

4 Cn

5 Sr

6 Qc

7 Gl

8 Al

9 Sc

Method Blank (MB)

(MB) R4300192-1 11/12/25 12:44

Analyte	MB Result mg/kg	MB Qualifier	MB MDL mg/kg	MB RDL mg/kg
C10-C28 Diesel Range	ND		1.61	4.00
C28-C36 Motor Oil Range	ND		0.274	4.00
(S) o-Terphenyl	101			18.0-148

Laboratory Control Sample (LCS)

(LCS) R4300192-2 11/12/25 12:57

Analyte	Spike Amount mg/kg	LCS Result mg/kg	LCS Rec. %	Rec. Limits %	LCS Qualifier
C10-C28 Diesel Range	50.0	45.1	90.2	50.0-150	
(S) o-Terphenyl			103	18.0-148	

L1915925-06 Original Sample (OS) • Matrix Spike (MS) • Matrix Spike Duplicate (MSD)

(OS) L1915925-06 11/12/25 12:44 • (MS) R4300192-3 11/12/25 12:57 • (MSD) R4300192-4 11/12/25 13:10

Analyte	Spike Amount (dry) mg/kg	Original Result (dry) mg/kg	MS Result (dry) mg/kg	MSD Result (dry) mg/kg	MS Rec. %	MSD Rec. %	Dilution	Rec. Limits %	MS Qualifier	MSD Qualifier	RPD %	RPD Limits %
C10-C28 Diesel Range	58.2	ND	33.3	37.1	57.3	64.1	1	50.0-150			10.7	20
(S) o-Terphenyl					53.0	61.0		18.0-148				

1 Cp

2 Tc

3 Ss

4 Cn

5 Sr

6 Qc

7 Gl

8 Al

9 Sc

Method Blank (MB)

(MB) R4300171-2 11/11/25 18:31

Analyte	MB Result mg/kg	MB Qualifier	MB MDL mg/kg	MB RDL mg/kg
Acenaphthene	ND		0.0330	0.0330
Anthracene	ND		0.0330	0.0330
Benzo(a)anthracene	ND		0.00600	0.00600
Benzo(b)fluoranthene	ND		0.0330	0.0330
Benzo(k)fluoranthene	ND		0.0330	0.0330
Benzo(a)pyrene	ND		0.0330	0.0330
Chrysene	ND		0.0330	0.0330
Dibenz(a,h)anthracene	ND		0.0330	0.0330
Fluoranthene	ND		0.0330	0.0330
Fluorene	ND		0.0330	0.0330
Indeno(1,2,3-cd)pyrene	ND		0.0330	0.0330
1-Methylnaphthalene	ND		0.00300	0.00300
2-Methylnaphthalene	ND		0.0120	0.0120
Naphthalene	ND		0.00300	0.00300
Pyrene	ND		0.0330	0.0330
(S) p-Terphenyl-d14	110			23.0-120
(S) 2-Fluorobiphenyl	101			34.0-125
(S) 2-Methylnaphthalene-d10	109			50.0-150

¹Cp

²Tc

³Ss

⁴Cn

⁵Sr

⁶Qc

⁷Gl

⁸Al

⁹Sc

Laboratory Control Sample (LCS)

(LCS) R4300171-1 11/11/25 18:14

Analyte	Spike Amount mg/kg	LCS Result mg/kg	LCS Rec. %	Rec. Limits %	LCS Qualifier
Acenaphthene	0.0800	0.0797	99.6	50.0-120	
Anthracene	0.0800	0.0808	101	50.0-126	
Benzo(a)anthracene	0.0800	0.0802	100	45.0-120	
Benzo(b)fluoranthene	0.0800	0.0739	92.4	42.0-121	
Benzo(k)fluoranthene	0.0800	0.0749	93.6	49.0-125	
Benzo(a)pyrene	0.0800	0.0719	89.9	42.0-120	
Chrysene	0.0800	0.0792	99.0	49.0-122	
Dibenz(a,h)anthracene	0.0800	0.0805	101	47.0-125	
Fluoranthene	0.0800	0.0863	108	49.0-129	
Fluorene	0.0800	0.0827	103	49.0-120	
Indeno(1,2,3-cd)pyrene	0.0800	0.0649	81.1	46.0-125	
1-Methylnaphthalene	0.0800	0.0905	113	51.0-121	
2-Methylnaphthalene	0.0800	0.0829	104	50.0-120	
Naphthalene	0.0800	0.0799	99.9	50.0-120	
Pyrene	0.0800	0.0767	95.9	43.0-123	

Laboratory Control Sample (LCS)

(LCS) R4300171-1 11/11/25 18:14

Analyte	Spike Amount mg/kg	LCS Result mg/kg	LCS Rec. %	Rec. Limits %	<u>LCS Qualifier</u>
(S) p-Terphenyl-d14			102	23.0-120	
(S) 2-Fluorobiphenyl			98.3	34.0-125	
(S) 2-Methylnaphthalene-d10			108	50.0-150	

L1915754-03 Original Sample (OS) • Matrix Spike (MS) • Matrix Spike Duplicate (MSD)

(OS) L1915754-03 11/11/25 19:41 • (MS) R4300171-3 11/11/25 19:59 • (MSD) R4300171-4 11/11/25 20:16

Analyte	Spike Amount (dry) mg/kg	Original Result (dry)	MS Result (dry)	MSD Result (dry)	MS Rec. %	MSD Rec. %	Dilution	Rec. Limits %	<u>MS Qualifier</u>	<u>MSD Qualifier</u>	RPD %	RPD Limits %
Acenaphthene	0.0911	ND	0.0790	0.0988	86.7	109	1	14.0-127			22.3	27
Anthracene	0.0911	ND	0.0706	0.0858	77.5	94.7	1	10.0-145			19.4	30
Benzo(a)anthracene	0.0911	ND	0.0678	0.0812	74.5	89.6	1	10.0-139			17.9	30
Benzo(b)fluoranthene	0.0911	ND	0.0604	0.0736	66.3	81.2	1	10.0-140			19.7	36
Benzo(k)fluoranthene	0.0911	ND	0.0628	0.0753	68.9	83.1	1	10.0-137			18.2	31
Benzo(a)pyrene	0.0911	ND	0.0663	0.0803	72.9	88.6	1	10.0-141			19.0	31
Chrysene	0.0911	ND	0.0676	0.0808	74.2	89.2	1	10.0-145			17.8	30
Dibenz(a,h)anthracene	0.0911	ND	0.0628	0.0750	68.9	82.7	1	10.0-132			17.7	31
Fluoranthene	0.0911	ND	0.0755	0.0904	83.0	99.7	1	10.0-153			17.9	33
Fluorene	0.0911	0.0483	0.0951	0.123	51.4	82.5	1	11.0-130			25.6	29
Indeno(1,2,3-cd)pyrene	0.0911	ND	0.0496	0.0620	54.4	68.4	1	10.0-137			22.3	32
1-Methylnaphthalene	0.0911	1.48	0.844	1.41	0.000	0.000	1	10.0-142	V	J3 V	50.5	28
2-Methylnaphthalene	0.0911	3.33	1.85	3.10	0.000	0.000	1	10.0-137	V	J3 V	50.6	28
Naphthalene	0.0911	2.45	1.55	2.45	0.000	0.000	1	10.0-135	V	J3 V	44.8	27
Pyrene	0.0911	ND	0.0678	0.0801	74.5	88.5	1	10.0-148			16.6	35
(S) p-Terphenyl-d14					82.1	96.1		23.0-120				
(S) 2-Fluorobiphenyl					78.2	89.8		34.0-125				
(S) 2-Methylnaphthalene-d10					91.9	107		50.0-150				

1 Cp

2 Tc

3 Ss

4 Cn

5 Sr

6 Qc

7 Gl

8 Al

9 Sc

GLOSSARY OF TERMS

Guide to Reading and Understanding Your Laboratory Report

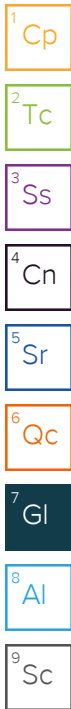
The information below is designed to better explain the various terms used in your report of analytical results from the Laboratory. This is not intended as a comprehensive explanation, and if you have additional questions please contact your project representative.

Results Disclaimer - Information that may be provided by the customer, and contained within this report, include Permit Limits, Project Name, Sample ID, Sample Matrix, Sample Preservation, Field Blanks, Field Spikes, Field Duplicates, On-Site Data, Sampling Collection Dates/Times, and Sampling Location. Results relate to the accuracy of this information provided, and as the samples are received.

Abbreviations and Definitions

(dry)	Results are reported based on the dry weight of the sample. [this will only be present on a dry report basis for soils].
MDL	Method Detection Limit.
ND	Not detected at the Reporting Limit (or MDL where applicable).
RDL	Reported Detection Limit.
RDL (dry)	Reported Detection Limit.
Rec.	Recovery.
RPD	Relative Percent Difference.
SDG	Sample Delivery Group.
(S)	Surrogate (Surrogate Standard) - Analytes added to every blank, sample, Laboratory Control Sample/Duplicate and Matrix Spike/Duplicate; used to evaluate analytical efficiency by measuring recovery. Surrogates are not expected to be detected in all environmental media.
Analyte	The name of the particular compound or analysis performed. Some Analyses and Methods will have multiple analytes reported.
Dilution	If the sample matrix contains an interfering material, the sample preparation volume or weight values differ from the standard, or if concentrations of analytes in the sample are higher than the highest limit of concentration that the laboratory can accurately report, the sample may be diluted for analysis. If a value different than 1 is used in this field, the result reported has already been corrected for this factor.
Limits	These are the target % recovery ranges or % difference value that the laboratory has historically determined as normal for the method and analyte being reported. Successful QC Sample analysis will target all analytes recovered or duplicated within these ranges.
Original Sample	The non-spiked sample in the prep batch used to determine the Relative Percent Difference (RPD) from a quality control sample. The Original Sample may not be included within the reported SDG.
Qualifier	This column provides a letter and/or number designation that corresponds to additional information concerning the result reported. If a Qualifier is present, a definition per Qualifier is provided within the Glossary and Definitions page and potentially a discussion of possible implications of the Qualifier in the Case Narrative if applicable.
Result	The actual analytical final result (corrected for any sample specific characteristics) reported for your sample. If there was no measurable result returned for a specific analyte, the result in this column may state "ND" (Not Detected) or "BDL" (Below Detectable Levels). The information in the results column should always be accompanied by either an MDL (Method Detection Limit) or RDL (Reporting Detection Limit) that defines the lowest value that the laboratory could detect or report for this analyte.
Uncertainty (Radiochemistry)	Confidence level of 2 sigma.
U (Radiochemistry)	Result + Error < MDA.
J (Radiochemistry)	Result < MDA; Result + Error > MDA.
Case Narrative (Cn)	A brief discussion about the included sample results, including a discussion of any non-conformances to protocol observed either at sample receipt by the laboratory from the field or during the analytical process. If present, there will be a section in the Case Narrative to discuss the meaning of any data qualifiers used in the report.
Quality Control Summary (Qc)	This section of the report includes the results of the laboratory quality control analyses required by procedure or analytical methods to assist in evaluating the validity of the results reported for your samples. These analyses are not being performed on your samples typically, but on laboratory generated material.
Sample Chain of Custody (Sc)	This is the document created in the field when your samples were initially collected. This is used to verify the time and date of collection, the person collecting the samples, and the analyses that the laboratory is requested to perform. This chain of custody also documents all persons (excluding commercial shippers) that have had control or possession of the samples from the time of collection until delivery to the laboratory for analysis.
Sample Results (Sr)	This section of your report will provide the results of all testing performed on your samples. These results are provided by sample ID and are separated by the analyses performed on each sample. The header line of each analysis section for each sample will provide the name and method number for the analysis reported.
Sample Summary (Ss)	This section of the Analytical Report defines the specific analyses performed for each sample ID, including the dates and times of preparation and/or analysis.

Qualifier	Description
J3	The associated batch QC was outside the established quality control range for precision.
J5	The sample matrix interfered with the ability to make any accurate determination; spike value is high.
J6	The sample matrix interfered with the ability to make any accurate determination; spike value is low.
V	The sample concentration is too high to evaluate accurate spike recoveries.



ACCREDITATIONS & LOCATIONS

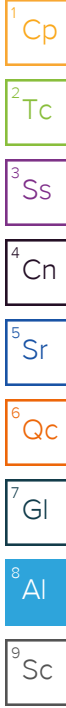
Pace Analytical National 12065 Lebanon Rd Mount Juliet, TN 37122

Alabama	40660	Nebraska	NE-OS-15-05
Alaska	17-026	Nevada	TN000032021-1
Arizona	AZ0612	New Hampshire	2975
Arkansas	88-0469	New Jersey-NELAP	TN002
California	2932	New Mexico ¹	TN00003
Colorado	TN00003	New York	11742
Connecticut	PH-0197	North Carolina	Env375
Florida	E87487	North Carolina ¹	DW21704
Georgia	NELAP	North Carolina ³	41
Georgia ¹	923	North Dakota	R-140
Idaho	TN00003	Ohio-VAP	CL0069
Illinois	200008	Oklahoma	9915
Indiana	C-TN-01	Oregon	TN200002
Iowa	364	Pennsylvania	68-02979
Kansas	E-10277	Rhode Island	LA000356
Kentucky ^{1,6}	KY90010	South Carolina	84004002
Kentucky ²	16	South Dakota	n/a
Louisiana	AI30792	Tennessee ^{1,4}	2006
Louisiana	LA018	Texas	T104704245-20-18
Maine	TN00003	Texas ⁵	LAB0152
Maryland	324	Utah	TN000032021-11
Massachusetts	M-TN003	Vermont	VT2006
Michigan	9958	Virginia	110033
Minnesota	047-999-395	Washington	C847
Mississippi	TN00003	West Virginia	233
Missouri	340	Wisconsin	998093910
Montana	CERT0086	Wyoming	A2LA
A2LA – ISO 17025	1461.01	AIHA-LAP,LLC EMLAP	100789
A2LA – ISO 17025 ⁵	1461.02	DOD	1461.01
Canada	1461.01	USDA	P330-15-00234
EPA-Crypto	TN00003		


¹ Drinking Water ² Underground Storage Tanks ³ Aquatic Toxicity ⁴ Chemical/Microbiological ⁵ Mold ⁶ Wastewater n/a Accreditation not applicable

* Not all certifications held by the laboratory are applicable to the results reported in the attached report.

* Accreditation is only applicable to the test methods specified on each scope of accreditation held by Pace Analytical.



Company Name/Address: Civitas/Tasman - CO 4725 Independence St, Wheat Ridge, Colorado 80033		Billing Information: Accounts Payable 650 Southgate Dr. Windsor, CO 80550		Pres Chk	Analysis / Container / Preservative										Chain of Custody Page <u>1</u> of <u>1</u>	
---	--	---	--	-------------	-------------------------------------	--	--	--	--	--	--	--	--	--	--	--

Project Manager: Sam Vogt / Jacob Evans		Email: svogt@tasman-geo.com / jevans@civiresources.com										 MT JULIET, TN <small>12065 Lebanon Rd Mount Juliet, TN 37122 Submitting a sample via this chain of custody constitutes acknowledgment and acceptance of the Pace Terms and Conditions found at: https://info.pacelabs.com/pub/955-standard-terms.pdf</small>	
---	--	---	--	--	--	--	--	--	--	--	--	--	--

Project Name: Alcorn - 61N69W 10NWNE				Please Circle: PT (MT) CT ET		Full TABLE915 8ozClr-NoPres Background TABLE915 8ozClr-NoPres V8260 (GW TABLE915) 40mL Amb-HCl Chloride, Sulfate 125mL HDPE-NoPres TDS 250mL-HDPE-NoPres										CAC # 61915925	
---	--	--	--	---------------------------------	--	--	--	--	--	--	--	--	--	--	--	-----------------------	--

Phone: 610-405-9078		Lab Project #:		AFE# or C/C: 23735												E004	
----------------------------	--	----------------	--	---------------------------	--	--	--	--	--	--	--	--	--	--	--	-------------	--

Collected by (print): Ben Long		Site/Facility ID #:		Billing Code #: 8520.154												Acctnum: CIVTASBCO Template: T250702 Prelogin: P1068185 PM: 824 - Chris Ward PB:	
---------------------------------------	--	---------------------	--	---------------------------------	--	--	--	--	--	--	--	--	--	--	--	--	--

Collected by (signature): BR		Rush? (Lab MUST Be Notified) <input type="checkbox"/> Same Day <input type="checkbox"/> Five Day <input type="checkbox"/> Next Day <input type="checkbox"/> 5 Day (Rad Only) <input type="checkbox"/> Two Day <input type="checkbox"/> 10 Day (Rad Only) <input type="checkbox"/> Three Day		Quote #												Shipped Via: FedEX Ground	
Immediately Packed on Ice N <input type="checkbox"/> Y <input checked="" type="checkbox"/> X				Date Results Needed STD													

Sample ID	Comp/Grab	Matrix *	Depth	Date	Time	# of Containers											Remarks	Sample # (lab only)	
PWV-N0405'	Grab	SS	5'	11/6/25	900	2	X												01
PWV-N0505'	↓	↓	↓	↓	902	↓	↓												02
PWV-S0405'	↓	↓	↓	↓	904	↓	↓												03
PWV-E0405'	↓	↓	↓	↓	906	↓	↓												04
PWV-W0405'	↓	↓	↓	↓	908	↓	↓												05
PWV-W0505'	↓	↓	↓	↓	910	↓	↓												05

* Matrix: SS - Soil AIR - Air F - Filter GW - Groundwater B - Bioassay WW - WasteWater DW - Drinking Water OT - Other _____		Remarks: pH, EC, SAR by saturated paste preparation method Boron by hot water soluble preparation method Table 915-1 Metals - As, Ba, Cd, Cu, Pb, Ni, Se, Ag, Zn, Cr VI		pH _____ Temp _____ Flow _____ Other _____		Sample Receipt Checklist COC Seal Present/Intact: <input type="checkbox"/> NP <input checked="" type="checkbox"/> Y <input type="checkbox"/> N COC Signed/Accurate: <input type="checkbox"/> Y <input type="checkbox"/> N Bottles arrive intact: <input type="checkbox"/> Y <input type="checkbox"/> N Correct bottles used: <input type="checkbox"/> Y <input type="checkbox"/> N Sufficient volume sent: <input type="checkbox"/> Y <input type="checkbox"/> N If Applicable VOA Zero Headspace: <input type="checkbox"/> Y <input type="checkbox"/> N Preservation Correct/Checked: <input checked="" type="checkbox"/> Y <input type="checkbox"/> N RAD Screen <0.5 mR/hr: <input checked="" type="checkbox"/> Y <input type="checkbox"/> N									
Samples returned via: <input type="checkbox"/> UPS <input type="checkbox"/> FedEx <input type="checkbox"/> Courier _____		Tracking #		N/A											

Relinquished by: (Signature) BR		Date: 11/6/25		Time: 1513		Received by: (Signature) [Signature]		Trip Blank Received: Yes / No <input checked="" type="checkbox"/>		HCL / MeOH		TBR		RAD Screen <0.5 mR/hr: <input checked="" type="checkbox"/>	
Relinquished by: (Signature) [Signature]		Date: 11-6-25		Time: 18:00		Received by: (Signature) SWA		Temp: 19.9 °C		Bottles Received: 10		If preservation required by Login: Date/Time			
Relinquished by: (Signature) [Signature]		Date: 11-7-25		Time: 0800		Received for Job by: (Signature) [Signature]		Date: 11-7-25		Time: 0800		Hold:		Condition: <input checked="" type="checkbox"/> NCF / <input type="checkbox"/> OK	

R5

11/7 NCF-L1915925 CIVTASBCO

Time estimate: oh **Time spent:** oh

Members

-  **Nicolle Faulk** (responsible)
-  **Mandi Edwards**

Due on *13 November 2025 5:00 PM* for target *Done*

- Login Clarification needed
- Chain of custody is incomplete
- Custody seal not intact
- Please specify Metals requested
- Please specify TCLP requested
- Received additional samples not listed on COC
- Sample IDs on containers do not match IDs on COC
- Client did not "X" analysis
- Chain of Custody is missing
- If no COC: Received by: _____
- If no COC: Date/Time: _____
- If no COC: Temp./Cont.Rec./pH: _____
- If no COC: Carrier: _____
- If no COC: Tracking #: _____
- Client informed by call
- Client informed by Email
- Client informed by Voicemail
- Date/Time: _____ 11/7/2025
- PM initials: _____ MLE
- Client Contact: _____ Civitas Tasman Team

Comments

- Nicolle Faulk*
Did not receive PWV-Wo4@5 *7 November 2025 1:05 PM*
- Mandi Edwards*
Notified client. *7 November 2025 1:32 PM*
- Nicolle Faulk*
We will be on the lookout for the missing IDs in other CO coolers. *7 November 2025 1:33 PM*
- Nicolle Faulk*
sample has been located. done *7 November 2025 2:30 PM*

11/07/25 L1915996 CIVTASBCO H189

R5

Time estimate: 0h Time spent: 0h Grouping date: 9 November 2025

Members

TL Timothy Lamon (responsible)  Mandi Edwards

- Login Clarification needed
- Chain of custody is incomplete
- Custody seal not intact
- Please specify Metals requested
- Please specify TCLIP requested
- Received additional samples not listed on COC
- Sample IDs on containers do not match IDs on COC
- Client did not "X" analysis
- Chain of Custody is missing
- If no COC: Received by: _____
- If no COC: Date/Time: _____
- If no COC: Temp./Cont.Rec./pH: _____
- If no COC: Carrier: _____
- If no COC: Tracking #: _____
- Client informed by call
- Client informed by Email
- Client informed by Voicemail
- Date/Time: _____
- PM initials: _____
- Client Contact: _____

Comments

- Timothy Lamon* 7 November 2025 2:41 PM
Extra samples not on COC
- Mandi Edwards* 7 November 2025 4:08 PM
ID: Alcorn-GIN69W 10NWNE, 2 = 8oz Clear Jars
Were these the ones missing from L1915925? Nicolle had that one.
- Timothy Lamon* 9 November 2025 3:23 PM
Yes we got them added on the 7th to L1915925. This is Done.