

Civitas - CO

Sample Delivery Group: L1853076
Samples Received: 04/30/2025
Project Number: 24508
Description: Alcorn 32-10

Report To: Civitas-Tasman
4725 Independence
Suite 100
Wheat Ridge, CO 80033

Entire Report Reviewed By:












Mandi Edwards
Project Manager

Results relate only to the items tested or calibrated and are reported as rounded values. This test report shall not be reproduced, except in full, without written approval of the laboratory. Where applicable, sampling conducted by Pace Analytical National is performed per guidance provided in laboratory standard operating procedures ENV-SOP-MTJL-0067 and ENV-SOP-MTJL-0068. Where sampling conducted by the customer, results relate to the accuracy of the information provided, and as the samples are received.

Pace Analytical National

12065 Lebanon Rd Mount Juliet, TN 37122 615-758-5858 800-767-5859 mydata.pacelabs.com

TABLE OF CONTENTS

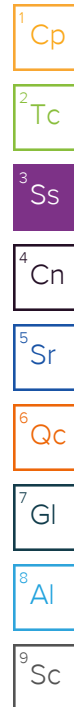
Cp: Cover Page	1	
Tc: Table of Contents	2	
Ss: Sample Summary	3	
Cn: Case Narrative	5	
Sr: Sample Results	6	
BG01@2' L1853076-01	6	
BG01@6' L1853076-02	7	
BG02@2' L1853076-03	8	
BG02@6' L1853076-04	9	
BG03@2' L1853076-05	10	
BG03@6' L1853076-06	11	
BG04@2' L1853076-07	12	
BG04@6' L1853076-08	13	
BG05@2' L1853076-09	14	
BG05@6' L1853076-10	15	
Qc: Quality Control Summary	16	
Wet Chemistry by Method 7199	16	
Wet Chemistry by Method 9045D	18	
Wet Chemistry by Method 9050AMod	19	
Metals (ICP) by Method 6010B-NE493 Ch 2	20	
Metals (ICPMS) by Method 6020	21	
Gl: Glossary of Terms	23	
Al: Accreditations & Locations	24	
Sc: Sample Chain of Custody	25	

SAMPLE SUMMARY

BG01@2' L1853076-01 Solid

Collected by Isabel Eikermann Collected date/time 04/28/25 09:30 Received date/time 04/30/25 08:00

Method	Batch	Dilution	Preparation date/time	Analysis date/time	Analyst	Location
Calculated Results	WG2505006	1	05/07/25 02:36	05/07/25 02:36	RLS	Mt. Juliet, TN
Wet Chemistry by Method 7199	WG2505397	1	05/05/25 09:40	05/06/25 11:33	EKB	Mt. Juliet, TN
Wet Chemistry by Method 9045D	WG2508811	1	05/07/25 07:21	05/07/25 08:25	RJP	Mt. Juliet, TN
Wet Chemistry by Method 9050AMod	WG2508812	1	05/07/25 07:23	05/07/25 11:40	RJP	Mt. Juliet, TN
Metals (ICP) by Method 6010B-NE493 Ch 2	WG2505052	1	05/06/25 16:37	05/08/25 00:57	MAP	Mt. Juliet, TN
Metals (ICPMS) by Method 6020	WG2506415	5	05/07/25 08:20	05/08/25 00:23	LD	Mt. Juliet, TN



BG01@6' L1853076-02 Solid

Collected by Isabel Eikermann Collected date/time 04/28/25 09:40 Received date/time 04/30/25 08:00

Method	Batch	Dilution	Preparation date/time	Analysis date/time	Analyst	Location
Calculated Results	WG2505006	1	05/07/25 02:39	05/07/25 02:39	RLS	Mt. Juliet, TN
Wet Chemistry by Method 7199	WG2505397	1	05/05/25 09:40	05/06/25 11:42	EKB	Mt. Juliet, TN
Wet Chemistry by Method 9045D	WG2508811	1	05/07/25 07:21	05/07/25 08:25	RJP	Mt. Juliet, TN
Wet Chemistry by Method 9050AMod	WG2508812	1	05/07/25 07:23	05/07/25 11:40	RJP	Mt. Juliet, TN
Metals (ICP) by Method 6010B-NE493 Ch 2	WG2505052	1	05/06/25 16:37	05/08/25 01:00	MAP	Mt. Juliet, TN
Metals (ICPMS) by Method 6020	WG2506415	5	05/07/25 08:20	05/08/25 00:26	LD	Mt. Juliet, TN

BG02@2' L1853076-03 Solid

Collected by Isabel Eikermann Collected date/time 04/28/25 09:50 Received date/time 04/30/25 08:00

Method	Batch	Dilution	Preparation date/time	Analysis date/time	Analyst	Location
Calculated Results	WG2505006	1	05/07/25 02:42	05/07/25 02:42	RLS	Mt. Juliet, TN
Wet Chemistry by Method 7199	WG2505397	1	05/05/25 09:40	05/06/25 11:51	EKB	Mt. Juliet, TN
Wet Chemistry by Method 9045D	WG2508811	1	05/07/25 07:21	05/07/25 08:25	RJP	Mt. Juliet, TN
Wet Chemistry by Method 9050AMod	WG2508812	1	05/07/25 07:23	05/07/25 11:40	RJP	Mt. Juliet, TN
Metals (ICP) by Method 6010B-NE493 Ch 2	WG2505052	1	05/06/25 16:37	05/08/25 01:02	MAP	Mt. Juliet, TN
Metals (ICPMS) by Method 6020	WG2506415	5	05/07/25 08:20	05/08/25 00:29	LD	Mt. Juliet, TN

BG02@6' L1853076-04 Solid

Collected by Isabel Eikermann Collected date/time 04/28/25 10:00 Received date/time 04/30/25 08:00

Method	Batch	Dilution	Preparation date/time	Analysis date/time	Analyst	Location
Calculated Results	WG2505006	1	05/07/25 02:45	05/07/25 02:45	RLS	Mt. Juliet, TN
Wet Chemistry by Method 7199	WG2505397	1	05/05/25 09:40	05/06/25 12:09	EKB	Mt. Juliet, TN
Wet Chemistry by Method 9045D	WG2508811	1	05/07/25 07:21	05/07/25 08:25	RJP	Mt. Juliet, TN
Wet Chemistry by Method 9050AMod	WG2508812	1	05/07/25 07:23	05/07/25 11:40	RJP	Mt. Juliet, TN
Metals (ICP) by Method 6010B-NE493 Ch 2	WG2505052	1	05/06/25 16:37	05/08/25 01:11	MAP	Mt. Juliet, TN
Metals (ICPMS) by Method 6020	WG2506415	5	05/07/25 08:20	05/08/25 00:41	LD	Mt. Juliet, TN

BG03@2' L1853076-05 Solid

Collected by Isabel Eikermann Collected date/time 04/28/25 10:10 Received date/time 04/30/25 08:00

Method	Batch	Dilution	Preparation date/time	Analysis date/time	Analyst	Location
Calculated Results	WG2505006	1	05/07/25 02:47	05/07/25 02:47	RLS	Mt. Juliet, TN
Wet Chemistry by Method 7199	WG2505397	1	05/05/25 09:40	05/06/25 12:36	EKB	Mt. Juliet, TN
Wet Chemistry by Method 9045D	WG2508811	1	05/07/25 07:21	05/07/25 08:25	RJP	Mt. Juliet, TN
Wet Chemistry by Method 9050AMod	WG2508812	1	05/07/25 07:23	05/07/25 11:40	RJP	Mt. Juliet, TN
Metals (ICP) by Method 6010B-NE493 Ch 2	WG2505052	1	05/06/25 16:37	05/08/25 01:14	MAP	Mt. Juliet, TN
Metals (ICPMS) by Method 6020	WG2506415	5	05/07/25 08:20	05/08/25 00:44	LD	Mt. Juliet, TN

SAMPLE SUMMARY

BG03@6' L1853076-06 Solid

Collected by Isabel Eikermann Collected date/time 04/28/25 10:20 Received date/time 04/30/25 08:00

Method	Batch	Dilution	Preparation date/time	Analysis date/time	Analyst	Location
Calculated Results	WG2505006	1	05/07/25 02:56	05/07/25 02:56	RLS	Mt. Juliet, TN
Wet Chemistry by Method 7199	WG2505397	1	05/05/25 09:40	05/06/25 12:45	EKB	Mt. Juliet, TN
Wet Chemistry by Method 9045D	WG2508811	1	05/07/25 07:21	05/07/25 08:25	RJP	Mt. Juliet, TN
Wet Chemistry by Method 9050AMod	WG2508812	1	05/07/25 07:23	05/07/25 11:40	RJP	Mt. Juliet, TN
Metals (ICP) by Method 6010B-NE493 Ch 2	WG2505052	1	05/06/25 16:37	05/08/25 01:16	MAP	Mt. Juliet, TN
Metals (ICPMS) by Method 6020	WG2506415	5	05/07/25 08:20	05/08/25 00:48	LD	Mt. Juliet, TN



BG04@2' L1853076-07 Solid

Collected by Isabel Eikermann Collected date/time 04/28/25 10:30 Received date/time 04/30/25 08:00

Method	Batch	Dilution	Preparation date/time	Analysis date/time	Analyst	Location
Calculated Results	WG2505006	1	05/07/25 02:58	05/07/25 02:58	RLS	Mt. Juliet, TN
Wet Chemistry by Method 7199	WG2505397	1	05/05/25 09:40	05/06/25 12:54	EKB	Mt. Juliet, TN
Wet Chemistry by Method 9045D	WG2508811	1	05/07/25 07:21	05/07/25 08:25	RJP	Mt. Juliet, TN
Wet Chemistry by Method 9050AMod	WG2508812	1	05/07/25 07:23	05/07/25 11:40	RJP	Mt. Juliet, TN
Metals (ICP) by Method 6010B-NE493 Ch 2	WG2505052	1	05/06/25 16:37	05/08/25 01:19	MAP	Mt. Juliet, TN
Metals (ICPMS) by Method 6020	WG2506415	5	05/07/25 08:20	05/08/25 00:51	LD	Mt. Juliet, TN

BG04@6' L1853076-08 Solid

Collected by Isabel Eikermann Collected date/time 04/28/25 10:40 Received date/time 04/30/25 08:00

Method	Batch	Dilution	Preparation date/time	Analysis date/time	Analyst	Location
Calculated Results	WG2505006	1	05/07/25 03:01	05/07/25 03:01	RLS	Mt. Juliet, TN
Wet Chemistry by Method 7199	WG2505397	1	05/05/25 09:40	05/06/25 13:03	EKB	Mt. Juliet, TN
Wet Chemistry by Method 9045D	WG2508811	1	05/07/25 07:21	05/07/25 08:25	RJP	Mt. Juliet, TN
Wet Chemistry by Method 9050AMod	WG2508812	1	05/07/25 07:23	05/07/25 11:40	RJP	Mt. Juliet, TN
Metals (ICP) by Method 6010B-NE493 Ch 2	WG2505052	1	05/06/25 16:37	05/08/25 01:22	MAP	Mt. Juliet, TN
Metals (ICPMS) by Method 6020	WG2506414	5	05/07/25 17:13	05/08/25 02:03	JDB	Mt. Juliet, TN

BG05@2' L1853076-09 Solid

Collected by Isabel Eikermann Collected date/time 04/28/25 10:50 Received date/time 04/30/25 08:00

Method	Batch	Dilution	Preparation date/time	Analysis date/time	Analyst	Location
Calculated Results	WG2505006	1	05/07/25 03:04	05/07/25 03:04	RLS	Mt. Juliet, TN
Wet Chemistry by Method 7199	WG2505402	1	05/02/25 19:57	05/05/25 01:59	VSS	Mt. Juliet, TN
Wet Chemistry by Method 9045D	WG2508811	1	05/07/25 07:21	05/07/25 08:25	RJP	Mt. Juliet, TN
Wet Chemistry by Method 9050AMod	WG2508812	1	05/07/25 07:23	05/07/25 11:40	RJP	Mt. Juliet, TN
Metals (ICP) by Method 6010B-NE493 Ch 2	WG2505052	1	05/06/25 16:37	05/08/25 01:25	MAP	Mt. Juliet, TN
Metals (ICPMS) by Method 6020	WG2506415	5	05/07/25 08:20	05/08/25 00:54	LD	Mt. Juliet, TN

BG05@6' L1853076-10 Solid

Collected by Isabel Eikermann Collected date/time 04/28/25 11:00 Received date/time 04/30/25 08:00

Method	Batch	Dilution	Preparation date/time	Analysis date/time	Analyst	Location
Calculated Results	WG2505006	1	05/07/25 03:07	05/07/25 03:07	RLS	Mt. Juliet, TN
Wet Chemistry by Method 7199	WG2505402	1	05/02/25 19:57	05/05/25 02:09	VSS	Mt. Juliet, TN
Wet Chemistry by Method 9045D	WG2508811	1	05/07/25 07:21	05/07/25 08:25	RJP	Mt. Juliet, TN
Wet Chemistry by Method 9050AMod	WG2508812	1	05/07/25 07:23	05/07/25 11:40	RJP	Mt. Juliet, TN
Metals (ICP) by Method 6010B-NE493 Ch 2	WG2505052	1	05/06/25 16:37	05/08/25 01:28	MAP	Mt. Juliet, TN
Metals (ICPMS) by Method 6020	WG2506415	5	05/07/25 08:20	05/08/25 00:58	LD	Mt. Juliet, TN

CASE NARRATIVE

All sample aliquots were received at the correct temperature, in the proper containers, with the appropriate preservatives, and within method specified holding times, unless qualified or notated within the report. Where applicable, all MDL (LOD) and RDL (LOQ) values reported for environmental samples have been corrected for the dilution factor used in the analysis. All Method and Batch Quality Control are within established criteria except where addressed in this case narrative, a non-conformance form or properly qualified within the sample results. By my digital signature below, I affirm to the best of my knowledge, all problems/anomalies observed by the laboratory as having the potential to affect the quality of the data have been identified by the laboratory, and no information or data have been knowingly withheld that would affect the quality of the data.



Mandi Edwards
Project Manager

Project Narrative

The requested project specific reporting limits may be less than laboratory standard quantitation limits (PQL) but will be greater than or equal to the laboratory method detection limits (MDL). It is noted that results reported below lab standard quantitation limits (PQLs) may result in false positive/false negative values that may require additional laboratory quality assurance review, if requested. Routine laboratory procedures do not initiate a data review process for detections below the laboratory's PQL unless requested by the client.

¹ Cp

² Tc

³ Ss

⁴ Cn

⁵ Sr

⁶ Qc

⁷ Gl

⁸ Al

⁹ Sc

Calculated Results

Analyte	Result	Qualifier	Dilution	Analysis date / time	Batch
Sodium Adsorption Ratio	0.405		1	05/07/2025 02:36	WG2505006

Wet Chemistry by Method 7199

Analyte	Result mg/kg	Qualifier	MDL mg/kg	RDL mg/kg	Dilution	Analysis date / time	Batch
Hexavalent Chromium	ND		0.379	1.00	1	05/06/2025 11:33	WG2505397

Wet Chemistry by Method 9045D

Analyte	Result su	Qualifier	Dilution	Analysis date / time	Batch
pH	8.24	<u>T8</u>	1	05/07/2025 08:25	WG2508811

Sample Narrative:

L1853076-01 WG2508811: 0

Wet Chemistry by Method 9050AMod

Analyte	Result	Units	Qualifier	RDL	Dilution	Analysis date / time	Batch
Specific Conductance	233	umhos/cm		10.0	1	05/07/2025 11:40	WG2508812

Sample Narrative:

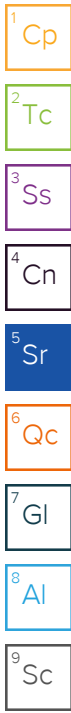
L1853076-01 WG2508812: at 25C

Metals (ICP) by Method 6010B-NE493 Ch 2

Analyte	Result mg/l	Qualifier	MDL mg/l	RDL mg/l	Dilution	Analysis date / time	Batch
Hot Water Sol. Boron	0.135	<u>J</u>	0.0167	0.200	1	05/08/2025 00:57	WG2505052

Metals (ICPMS) by Method 6020

Analyte	Result mg/kg	Qualifier	MDL mg/kg	RDL mg/kg	Dilution	Analysis date / time	Batch
Arsenic	5.55		0.100	1.00	5	05/08/2025 00:23	WG2506415
Barium	209		0.152	2.50	5	05/08/2025 00:23	WG2506415
Cadmium	0.220	<u>J</u>	0.0855	1.00	5	05/08/2025 00:23	WG2506415
Copper	14.6		0.132	5.00	5	05/08/2025 00:23	WG2506415
Lead	12.5		0.0990	2.00	5	05/08/2025 00:23	WG2506415
Nickel	16.9		0.197	2.50	5	05/08/2025 00:23	WG2506415
Selenium	0.861	<u>J</u>	0.180	2.50	5	05/08/2025 00:23	WG2506415
Silver	ND		0.0865	0.500	5	05/08/2025 00:23	WG2506415
Zinc	54.2		0.740	25.0	5	05/08/2025 00:23	WG2506415



Calculated Results

Analyte	Result	Qualifier	Dilution	Analysis date / time	Batch
Sodium Adsorption Ratio	0.538		1	05/07/2025 02:39	WG2505006

Wet Chemistry by Method 7199

Analyte	Result mg/kg	Qualifier	MDL mg/kg	RDL mg/kg	Dilution	Analysis date / time	Batch
Hexavalent Chromium	ND		0.379	1.00	1	05/06/2025 11:42	WG2505397

Wet Chemistry by Method 9045D

Analyte	Result su	Qualifier	Dilution	Analysis date / time	Batch
pH	8.18	<u>T8</u>	1	05/07/2025 08:25	WG2508811

Sample Narrative:

L1853076-02 WG2508811: 0

Wet Chemistry by Method 9050AMod

Analyte	Result	Units	Qualifier	RDL	Dilution	Analysis date / time	Batch
Specific Conductance	270	umhos/cm		10.0	1	05/07/2025 11:40	WG2508812

Sample Narrative:

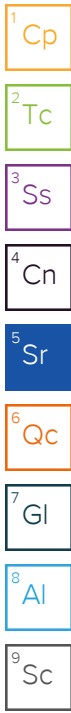
L1853076-02 WG2508812: at 25C

Metals (ICP) by Method 6010B-NE493 Ch 2

Analyte	Result mg/l	Qualifier	MDL mg/l	RDL mg/l	Dilution	Analysis date / time	Batch
Hot Water Sol. Boron	0.217		0.0167	0.200	1	05/08/2025 01:00	WG2505052

Metals (ICPMS) by Method 6020

Analyte	Result mg/kg	Qualifier	MDL mg/kg	RDL mg/kg	Dilution	Analysis date / time	Batch
Arsenic	6.53		0.100	1.00	5	05/08/2025 00:26	WG2506415
Barium	167		0.152	2.50	5	05/08/2025 00:26	WG2506415
Cadmium	0.119	<u>J</u>	0.0855	1.00	5	05/08/2025 00:26	WG2506415
Copper	12.4		0.132	5.00	5	05/08/2025 00:26	WG2506415
Lead	10.7		0.0990	2.00	5	05/08/2025 00:26	WG2506415
Nickel	15.1		0.197	2.50	5	05/08/2025 00:26	WG2506415
Selenium	0.721	<u>J</u>	0.180	2.50	5	05/08/2025 00:26	WG2506415
Silver	ND		0.0865	0.500	5	05/08/2025 00:26	WG2506415
Zinc	45.3		0.740	25.0	5	05/08/2025 00:26	WG2506415



Calculated Results

Analyte	Result	Qualifier	Dilution	Analysis date / time	Batch
Sodium Adsorption Ratio	0.382		1	05/07/2025 02:42	WG2505006

Wet Chemistry by Method 7199

Analyte	Result mg/kg	Qualifier	MDL mg/kg	RDL mg/kg	Dilution	Analysis date / time	Batch
Hexavalent Chromium	ND		0.379	1.00	1	05/06/2025 11:51	WG2505397

Wet Chemistry by Method 9045D

Analyte	Result su	Qualifier	Dilution	Analysis date / time	Batch
pH	8.15	<u>T8</u>	1	05/07/2025 08:25	WG2508811

Sample Narrative:

L1853076-03 WG2508811: 0

Wet Chemistry by Method 9050AMod

Analyte	Result	Units	Qualifier	RDL	Dilution	Analysis date / time	Batch
Specific Conductance	256	umhos/cm		10.0	1	05/07/2025 11:40	WG2508812

Sample Narrative:

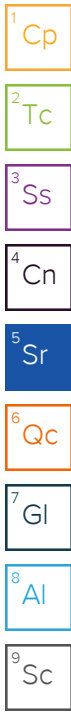
L1853076-03 WG2508812: at 25C

Metals (ICP) by Method 6010B-NE493 Ch 2

Analyte	Result mg/l	Qualifier	MDL mg/l	RDL mg/l	Dilution	Analysis date / time	Batch
Hot Water Sol. Boron	0.157	<u>J</u>	0.0167	0.200	1	05/08/2025 01:02	WG2505052

Metals (ICPMS) by Method 6020

Analyte	Result mg/kg	Qualifier	MDL mg/kg	RDL mg/kg	Dilution	Analysis date / time	Batch
Arsenic	6.17		0.100	1.00	5	05/08/2025 00:29	WG2506415
Barium	207		0.152	2.50	5	05/08/2025 00:29	WG2506415
Cadmium	0.248	<u>J</u>	0.0855	1.00	5	05/08/2025 00:29	WG2506415
Copper	14.3		0.132	5.00	5	05/08/2025 00:29	WG2506415
Lead	12.7		0.0990	2.00	5	05/08/2025 00:29	WG2506415
Nickel	17.3		0.197	2.50	5	05/08/2025 00:29	WG2506415
Selenium	1.02	<u>J</u>	0.180	2.50	5	05/08/2025 00:29	WG2506415
Silver	ND		0.0865	0.500	5	05/08/2025 00:29	WG2506415
Zinc	56.4		0.740	25.0	5	05/08/2025 00:29	WG2506415



Calculated Results

Analyte	Result	Qualifier	Dilution	Analysis date / time	Batch
Sodium Adsorption Ratio	0.580		1	05/07/2025 02:45	WG2505006

- 1 Cp
- 2 Tc
- 3 Ss
- 4 Cn
- 5 Sr
- 6 Qc
- 7 Gl
- 8 Al
- 9 Sc

Wet Chemistry by Method 7199

Analyte	Result mg/kg	Qualifier	MDL mg/kg	RDL mg/kg	Dilution	Analysis date / time	Batch
Hexavalent Chromium	ND		0.379	1.00	1	05/06/2025 12:09	WG2505397

Wet Chemistry by Method 9045D

Analyte	Result su	Qualifier	Dilution	Analysis date / time	Batch
pH	8.11	<u>T8</u>	1	05/07/2025 08:25	WG2508811

Sample Narrative:

L1853076-04 WG2508811: 0

Wet Chemistry by Method 9050AMod

Analyte	Result	Units	Qualifier	RDL	Dilution	Analysis date / time	Batch
Specific Conductance	271	umhos/cm		10.0	1	05/07/2025 11:40	WG2508812

Sample Narrative:

L1853076-04 WG2508812: at 25C

Metals (ICP) by Method 6010B-NE493 Ch 2

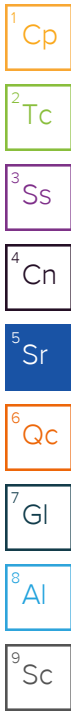
Analyte	Result mg/l	Qualifier	MDL mg/l	RDL mg/l	Dilution	Analysis date / time	Batch
Hot Water Sol. Boron	0.196	<u>J</u>	0.0167	0.200	1	05/08/2025 01:11	WG2505052

Metals (ICPMS) by Method 6020

Analyte	Result mg/kg	Qualifier	MDL mg/kg	RDL mg/kg	Dilution	Analysis date / time	Batch
Arsenic	6.21		0.100	1.00	5	05/08/2025 00:41	WG2506415
Barium	154		0.152	2.50	5	05/08/2025 00:41	WG2506415
Cadmium	0.130	<u>J</u>	0.0855	1.00	5	05/08/2025 00:41	WG2506415
Copper	11.8		0.132	5.00	5	05/08/2025 00:41	WG2506415
Lead	10.3		0.0990	2.00	5	05/08/2025 00:41	WG2506415
Nickel	14.9		0.197	2.50	5	05/08/2025 00:41	WG2506415
Selenium	0.689	<u>J</u>	0.180	2.50	5	05/08/2025 00:41	WG2506415
Silver	ND		0.0865	0.500	5	05/08/2025 00:41	WG2506415
Zinc	43.0		0.740	25.0	5	05/08/2025 00:41	WG2506415

Calculated Results

Analyte	Result	Qualifier	Dilution	Analysis date / time	Batch
Sodium Adsorption Ratio	0.448		1	05/07/2025 02:47	WG2505006



Wet Chemistry by Method 7199

Analyte	Result mg/kg	Qualifier	MDL mg/kg	RDL mg/kg	Dilution	Analysis date / time	Batch
Hexavalent Chromium	ND		0.379	1.00	1	05/06/2025 12:36	WG2505397

Wet Chemistry by Method 9045D

Analyte	Result su	Qualifier	Dilution	Analysis date / time	Batch
pH	8.04	<u>T8</u>	1	05/07/2025 08:25	WG2508811

Sample Narrative:

L1853076-05 WG2508811: 0

Wet Chemistry by Method 9050AMod

Analyte	Result	Units	Qualifier	RDL	Dilution	Analysis date / time	Batch
Specific Conductance	240	umhos/cm		10.0	1	05/07/2025 11:40	WG2508812

Sample Narrative:

L1853076-05 WG2508812: at 25C

Metals (ICP) by Method 6010B-NE493 Ch 2

Analyte	Result mg/l	Qualifier	MDL mg/l	RDL mg/l	Dilution	Analysis date / time	Batch
Hot Water Sol. Boron	0.215		0.0167	0.200	1	05/08/2025 01:14	WG2505052

Metals (ICPMS) by Method 6020

Analyte	Result mg/kg	Qualifier	MDL mg/kg	RDL mg/kg	Dilution	Analysis date / time	Batch
Arsenic	7.09		0.100	1.00	5	05/08/2025 00:44	WG2506415
Barium	199		0.152	2.50	5	05/08/2025 00:44	WG2506415
Cadmium	0.267	<u>J</u>	0.0855	1.00	5	05/08/2025 00:44	WG2506415
Copper	16.0		0.132	5.00	5	05/08/2025 00:44	WG2506415
Lead	14.7		0.0990	2.00	5	05/08/2025 00:44	WG2506415
Nickel	19.1		0.197	2.50	5	05/08/2025 00:44	WG2506415
Selenium	1.02	<u>J</u>	0.180	2.50	5	05/08/2025 00:44	WG2506415
Silver	0.0946	<u>J</u>	0.0865	0.500	5	05/08/2025 00:44	WG2506415
Zinc	62.8		0.740	25.0	5	05/08/2025 00:44	WG2506415

Calculated Results

Analyte	Result	Qualifier	Dilution	Analysis date / time	Batch
Sodium Adsorption Ratio	0.492		1	05/07/2025 02:56	WG2505006

Wet Chemistry by Method 7199

Analyte	Result mg/kg	Qualifier	MDL mg/kg	RDL mg/kg	Dilution	Analysis date / time	Batch
Hexavalent Chromium	ND		0.379	1.00	1	05/06/2025 12:45	WG2505397

Wet Chemistry by Method 9045D

Analyte	Result su	Qualifier	Dilution	Analysis date / time	Batch
pH	8.23	<u>T8</u>	1	05/07/2025 08:25	WG2508811

Sample Narrative:

L1853076-06 WG2508811: 0

Wet Chemistry by Method 9050AMod

Analyte	Result	Units	Qualifier	RDL	Dilution	Analysis date / time	Batch
Specific Conductance	268	umhos/cm		10.0	1	05/07/2025 11:40	WG2508812

Sample Narrative:

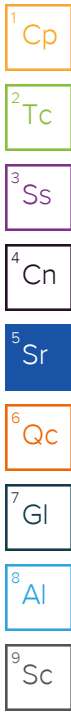
L1853076-06 WG2508812: at 25C

Metals (ICP) by Method 6010B-NE493 Ch 2

Analyte	Result mg/l	Qualifier	MDL mg/l	RDL mg/l	Dilution	Analysis date / time	Batch
Hot Water Sol. Boron	0.199	<u>J</u>	0.0167	0.200	1	05/08/2025 01:16	WG2505052

Metals (ICPMS) by Method 6020

Analyte	Result mg/kg	Qualifier	MDL mg/kg	RDL mg/kg	Dilution	Analysis date / time	Batch
Arsenic	6.13		0.100	1.00	5	05/08/2025 00:48	WG2506415
Barium	172		0.152	2.50	5	05/08/2025 00:48	WG2506415
Cadmium	0.196	<u>J</u>	0.0855	1.00	5	05/08/2025 00:48	WG2506415
Copper	13.7		0.132	5.00	5	05/08/2025 00:48	WG2506415
Lead	12.2		0.0990	2.00	5	05/08/2025 00:48	WG2506415
Nickel	16.3		0.197	2.50	5	05/08/2025 00:48	WG2506415
Selenium	0.746	<u>J</u>	0.180	2.50	5	05/08/2025 00:48	WG2506415
Silver	ND		0.0865	0.500	5	05/08/2025 00:48	WG2506415
Zinc	52.8		0.740	25.0	5	05/08/2025 00:48	WG2506415



Calculated Results

Analyte	Result	Qualifier	Dilution	Analysis date / time	Batch
Sodium Adsorption Ratio	0.521		1	05/07/2025 02:58	WG2505006

- 1 Cp
- 2 Tc
- 3 Ss
- 4 Cn
- 5 Sr
- 6 Qc
- 7 Gl
- 8 Al
- 9 Sc

Wet Chemistry by Method 7199

Analyte	Result mg/kg	Qualifier	MDL mg/kg	RDL mg/kg	Dilution	Analysis date / time	Batch
Hexavalent Chromium	ND		0.379	1.00	1	05/06/2025 12:54	WG2505397

Wet Chemistry by Method 9045D

Analyte	Result su	Qualifier	Dilution	Analysis date / time	Batch
pH	8.21	<u>T8</u>	1	05/07/2025 08:25	WG2508811

Sample Narrative:

L1853076-07 WG2508811: 0

Wet Chemistry by Method 9050AMod

Analyte	Result	Units	Qualifier	RDL	Dilution	Analysis date / time	Batch
Specific Conductance	225	umhos/cm		10.0	1	05/07/2025 11:40	WG2508812

Sample Narrative:

L1853076-07 WG2508812: at 25C

Metals (ICP) by Method 6010B-NE493 Ch 2

Analyte	Result mg/l	Qualifier	MDL mg/l	RDL mg/l	Dilution	Analysis date / time	Batch
Hot Water Sol. Boron	0.179	<u>J</u>	0.0167	0.200	1	05/08/2025 01:19	WG2505052

Metals (ICPMS) by Method 6020

Analyte	Result mg/kg	Qualifier	MDL mg/kg	RDL mg/kg	Dilution	Analysis date / time	Batch
Arsenic	6.27		0.100	1.00	5	05/08/2025 00:51	WG2506415
Barium	197		0.152	2.50	5	05/08/2025 00:51	WG2506415
Cadmium	0.258	<u>J</u>	0.0855	1.00	5	05/08/2025 00:51	WG2506415
Copper	14.7		0.132	5.00	5	05/08/2025 00:51	WG2506415
Lead	12.9		0.0990	2.00	5	05/08/2025 00:51	WG2506415
Nickel	18.1		0.197	2.50	5	05/08/2025 00:51	WG2506415
Selenium	0.882	<u>J</u>	0.180	2.50	5	05/08/2025 00:51	WG2506415
Silver	ND		0.0865	0.500	5	05/08/2025 00:51	WG2506415
Zinc	58.5		0.740	25.0	5	05/08/2025 00:51	WG2506415

Calculated Results

Analyte	Result	Qualifier	Dilution	Analysis date / time	Batch
Sodium Adsorption Ratio	0.482		1	05/07/2025 03:01	WG2505006

- 1 Cp
- 2 Tc
- 3 Ss
- 4 Cn
- 5 Sr
- 6 Qc
- 7 Gl
- 8 Al
- 9 Sc

Wet Chemistry by Method 7199

Analyte	Result mg/kg	Qualifier	MDL mg/kg	RDL mg/kg	Dilution	Analysis date / time	Batch
Hexavalent Chromium	ND		0.379	1.00	1	05/06/2025 13:03	WG2505397

Wet Chemistry by Method 9045D

Analyte	Result su	Qualifier	Dilution	Analysis date / time	Batch
pH	8.27	<u>T8</u>	1	05/07/2025 08:25	WG2508811

Sample Narrative:

L1853076-08 WG2508811: 0

Wet Chemistry by Method 9050AMod

Analyte	Result	Units	Qualifier	RDL	Dilution	Analysis date / time	Batch
Specific Conductance	236	umhos/cm		10.0	1	05/07/2025 11:40	WG2508812

Sample Narrative:

L1853076-08 WG2508812: at 25C

Metals (ICP) by Method 6010B-NE493 Ch 2

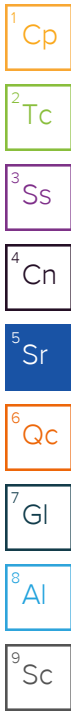
Analyte	Result mg/l	Qualifier	MDL mg/l	RDL mg/l	Dilution	Analysis date / time	Batch
Hot Water Sol. Boron	0.173	<u>J</u>	0.0167	0.200	1	05/08/2025 01:22	WG2505052

Metals (ICPMS) by Method 6020

Analyte	Result mg/kg	Qualifier	MDL mg/kg	RDL mg/kg	Dilution	Analysis date / time	Batch
Arsenic	6.37		0.100	1.00	5	05/08/2025 02:03	WG2506414
Barium	223		0.152	2.50	5	05/08/2025 02:03	WG2506414
Cadmium	0.246	<u>J</u>	0.0855	1.00	5	05/08/2025 02:03	WG2506414
Copper	14.9		0.132	5.00	5	05/08/2025 02:03	WG2506414
Lead	13.1		0.0990	2.00	5	05/08/2025 02:03	WG2506414
Nickel	17.5		0.197	2.50	5	05/08/2025 02:03	WG2506414
Selenium	0.982	<u>J</u>	0.180	2.50	5	05/08/2025 02:03	WG2506414
Silver	ND		0.0865	0.500	5	05/08/2025 02:03	WG2506414
Zinc	57.4		0.740	25.0	5	05/08/2025 02:03	WG2506414

Calculated Results

Analyte	Result	Qualifier	Dilution	Analysis date / time	Batch
Sodium Adsorption Ratio	0.480		1	05/07/2025 03:04	WG2505006



Wet Chemistry by Method 7199

Analyte	Result mg/kg	Qualifier	MDL mg/kg	RDL mg/kg	Dilution	Analysis date / time	Batch
Hexavalent Chromium	ND		0.379	1.00	1	05/05/2025 01:59	WG2505402

Wet Chemistry by Method 9045D

Analyte	Result su	Qualifier	Dilution	Analysis date / time	Batch
pH	7.96	<u>T8</u>	1	05/07/2025 08:25	WG2508811

Sample Narrative:

L1853076-09 WG2508811: 0

Wet Chemistry by Method 9050AMod

Analyte	Result	Units	Qualifier	RDL	Dilution	Analysis date / time	Batch
Specific Conductance	287	umhos/cm		10.0	1	05/07/2025 11:40	WG2508812

Sample Narrative:

L1853076-09 WG2508812: at 25C

Metals (ICP) by Method 6010B-NE493 Ch 2

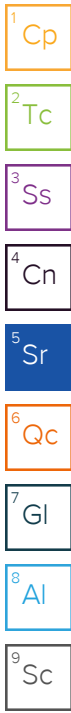
Analyte	Result mg/l	Qualifier	MDL mg/l	RDL mg/l	Dilution	Analysis date / time	Batch
Hot Water Sol. Boron	0.236		0.0167	0.200	1	05/08/2025 01:25	WG2505052

Metals (ICPMS) by Method 6020

Analyte	Result mg/kg	Qualifier	MDL mg/kg	RDL mg/kg	Dilution	Analysis date / time	Batch
Arsenic	7.72		0.100	1.00	5	05/08/2025 00:54	WG2506415
Barium	203		0.152	2.50	5	05/08/2025 00:54	WG2506415
Cadmium	0.275	<u>J</u>	0.0855	1.00	5	05/08/2025 00:54	WG2506415
Copper	16.9		0.132	5.00	5	05/08/2025 00:54	WG2506415
Lead	15.5		0.0990	2.00	5	05/08/2025 00:54	WG2506415
Nickel	21.6		0.197	2.50	5	05/08/2025 00:54	WG2506415
Selenium	0.961	<u>J</u>	0.180	2.50	5	05/08/2025 00:54	WG2506415
Silver	0.0955	<u>J</u>	0.0865	0.500	5	05/08/2025 00:54	WG2506415
Zinc	75.7		0.740	25.0	5	05/08/2025 00:54	WG2506415

Calculated Results

Analyte	Result	Qualifier	Dilution	Analysis date / time	Batch
Sodium Adsorption Ratio	0.410		1	05/07/2025 03:07	WG2505006



Wet Chemistry by Method 7199

Analyte	Result mg/kg	Qualifier	MDL mg/kg	RDL mg/kg	Dilution	Analysis date / time	Batch
Hexavalent Chromium	ND		0.379	1.00	1	05/05/2025 02:09	WG2505402

Wet Chemistry by Method 9045D

Analyte	Result su	Qualifier	Dilution	Analysis date / time	Batch
pH	8.28	<u>T8</u>	1	05/07/2025 08:25	WG2508811

Sample Narrative:

L1853076-10 WG2508811: 0

Wet Chemistry by Method 9050AMod

Analyte	Result	Units	Qualifier	RDL	Dilution	Analysis date / time	Batch
Specific Conductance	233	umhos/cm		10.0	1	05/07/2025 11:40	WG2508812

Sample Narrative:

L1853076-10 WG2508812: at 25C

Metals (ICP) by Method 6010B-NE493 Ch 2

Analyte	Result mg/l	Qualifier	MDL mg/l	RDL mg/l	Dilution	Analysis date / time	Batch
Hot Water Sol. Boron	0.191	<u>J</u>	0.0167	0.200	1	05/08/2025 01:28	WG2505052

Metals (ICPMS) by Method 6020

Analyte	Result mg/kg	Qualifier	MDL mg/kg	RDL mg/kg	Dilution	Analysis date / time	Batch
Arsenic	5.91		0.100	1.00	5	05/08/2025 00:58	WG2506415
Barium	191		0.152	2.50	5	05/08/2025 00:58	WG2506415
Cadmium	0.236	<u>J</u>	0.0855	1.00	5	05/08/2025 00:58	WG2506415
Copper	15.7		0.132	5.00	5	05/08/2025 00:58	WG2506415
Lead	12.6		0.0990	2.00	5	05/08/2025 00:58	WG2506415
Nickel	17.5		0.197	2.50	5	05/08/2025 00:58	WG2506415
Selenium	0.983	<u>J</u>	0.180	2.50	5	05/08/2025 00:58	WG2506415
Silver	ND		0.0865	0.500	5	05/08/2025 00:58	WG2506415
Zinc	60.2		0.740	25.0	5	05/08/2025 00:58	WG2506415

Method Blank (MB)

(MB) R4210453-1 05/06/25 09:00

Analyte	MB Result	MB Qualifier	MB MDL	MB RDL
Hexavalent Chromium	ND		0.379	1.00

¹Cp

²Tc

³Ss

⁴Cn

⁵Sr

⁶Qc

⁷Gl

⁸Al

⁹Sc

L1853071-04 Original Sample (OS) • Duplicate (DUP)

(OS) L1853071-04 05/06/25 09:54 • (DUP) R4210453-3 05/06/25 10:03

Analyte	Original Result	DUP Result	Dilution	DUP RPD	DUP Qualifier	DUP RPD Limits
Hexavalent Chromium	ND	ND	1	0.000		20

L1853076-03 Original Sample (OS) • Duplicate (DUP)

(OS) L1853076-03 05/06/25 11:51 • (DUP) R4210453-4 05/06/25 12:00

Analyte	Original Result	DUP Result	Dilution	DUP RPD	DUP Qualifier	DUP RPD Limits
Hexavalent Chromium	ND	ND	1	0.000		20

Laboratory Control Sample (LCS)

(LCS) R4210453-2 05/06/25 09:09

Analyte	Spike Amount	LCS Result	LCS Rec.	Rec. Limits	LCS Qualifier
Hexavalent Chromium	10.0	10.1	101	80.0-120	

L1853076-08 Original Sample (OS) • Matrix Spike (MS) • Matrix Spike Duplicate (MSD)

(OS) L1853076-08 05/06/25 13:03 • (MS) R4210453-5 05/06/25 13:12 • (MSD) R4210453-6 05/06/25 13:21

Analyte	Spike Amount	Original Result	MS Result	MSD Result	MS Rec.	MSD Rec.	Dilution	Rec. Limits	MS Qualifier	MSD Qualifier	RPD	RPD Limits
Hexavalent Chromium	20.0	ND	17.9	19.1	89.4	95.3	1	75.0-125			6.42	20

L1853076-08 Original Sample (OS) • Matrix Spike (MS)

(OS) L1853076-08 05/06/25 13:03 • (MS) R4210453-7 05/06/25 13:30

Analyte	Spike Amount	Original Result	MS Result	MS Rec.	Dilution	Rec. Limits	MS Qualifier
Hexavalent Chromium	648	ND	499	77.0	50	75.0-125	

Method Blank (MB)

(MB) R4209673-1 05/05/25 01:38

Analyte	MB Result	MB Qualifier	MB MDL	MB RDL
Hexavalent Chromium	ND		0.379	1.00

¹Cp

²Tc

³Ss

⁴Cn

⁵Sr

⁶Qc

⁷Gl

⁸Al

⁹Sc

L1853076-10 Original Sample (OS) • Duplicate (DUP)

(OS) L1853076-10 05/05/25 02:09 • (DUP) R4209673-3 05/05/25 02:20

Analyte	Original Result	DUP Result	Dilution	DUP RPD	DUP Qualifier	DUP RPD Limits
Hexavalent Chromium	ND	ND	1	0.000		20

L1854095-10 Original Sample (OS) • Duplicate (DUP)

(OS) L1854095-10 05/05/25 07:45 • (DUP) R4209673-8 05/05/25 07:55

Analyte	Original Result	DUP Result	Dilution	DUP RPD	DUP Qualifier	DUP RPD Limits
Hexavalent Chromium	ND	ND	1	0.000		20

Laboratory Control Sample (LCS)

(LCS) R4209673-2 05/05/25 01:48

Analyte	Spike Amount	LCS Result	LCS Rec.	Rec. Limits	LCS Qualifier
Hexavalent Chromium	10.0	10.4	104	80.0-120	

L1853892-10 Original Sample (OS) • Matrix Spike (MS) • Matrix Spike Duplicate (MSD)

(OS) L1853892-10 05/05/25 04:50 • (MS) R4209673-5 05/05/25 05:11 • (MSD) R4209673-6 05/05/25 05:21

Analyte	Spike Amount	Original Result	MS Result	MSD Result	MS Rec.	MSD Rec.	Dilution	Rec. Limits	MS Qualifier	MSD Qualifier	RPD	RPD Limits
Hexavalent Chromium	20.0	ND	15.8	14.7	78.9	73.5	1	75.0-125	J6		7.12	20

L1853892-10 Original Sample (OS) • Matrix Spike (MS)

(OS) L1853892-10 05/05/25 04:50 • (MS) R4209673-7 05/05/25 05:32

Analyte	Spike Amount	Original Result	MS Result	MS Rec.	Dilution	Rec. Limits	MS Qualifier
Hexavalent Chromium	651	ND	607	93.2	50	75.0-125	

L1853071-08 Original Sample (OS) • Duplicate (DUP)

(OS) L1853071-08 05/07/25 08:25 • (DUP) R4211006-2 05/07/25 08:25

Analyte	Original Result	DUP Result	Dilution	DUP RPD	DUP Qualifier	DUP RPD Limits
	su	su		%		%
pH	8.40	8.40	1	0.000		1

Sample Narrative:

OS: 0
DUP: 0

L1853081-01 Original Sample (OS) • Duplicate (DUP)

(OS) L1853081-01 05/07/25 08:25 • (DUP) R4211006-3 05/07/25 08:25

Analyte	Original Result	DUP Result	Dilution	DUP RPD	DUP Qualifier	DUP RPD Limits
	su	su		%		%
pH	8.15	8.16	1	0.123		1

Sample Narrative:

OS: 0
DUP: 0

Laboratory Control Sample (LCS)

(LCS) R4211006-1 05/07/25 08:25

Analyte	Spike Amount	LCS Result	LCS Rec.	Rec. Limits	LCS Qualifier
	su	su	%	%	
pH	10.0	10.0	100	99.0-101	

Sample Narrative:

LCS: 0

¹Cp

²Tc

³Ss

⁴Cn

⁵Sr

⁶Qc

⁷Gl

⁸Al

⁹Sc

Method Blank (MB)

(MB) R4211017-1 05/07/25 11:40

Analyte	MB Result	MB Qualifier	MB MDL	MB RDL
Specific Conductance	ND		10.0	10.0

Sample Narrative:

BLANK: at 25C

L1853071-09 Original Sample (OS) • Duplicate (DUP)

(OS) L1853071-09 05/07/25 11:40 • (DUP) R4211017-3 05/07/25 11:40

Analyte	Original Result	DUP Result	Dilution	DUP RPD	DUP Qualifier	DUP RPD Limits
Specific Conductance	247	248	1	0.647		20

Sample Narrative:

OS: at 25C
DUP: at 25C

L1853080-05 Original Sample (OS) • Duplicate (DUP)

(OS) L1853080-05 05/07/25 11:40 • (DUP) R4211017-4 05/07/25 11:40

Analyte	Original Result	DUP Result	Dilution	DUP RPD	DUP Qualifier	DUP RPD Limits
Specific Conductance	171	171	1	0.234		20

Sample Narrative:

OS: at 25C
DUP: at 25C

Laboratory Control Sample (LCS)

(LCS) R4211017-2 05/07/25 11:40

Analyte	Spike Amount	LCS Result	LCS Rec.	Rec. Limits	LCS Qualifier
Specific Conductance	1130	1130	99.9	85.0-115	

Sample Narrative:

LCS: at 25C



Method Blank (MB)

(MB) R4211569-1 05/08/25 00:37

Analyte	MB Result mg/l	<u>MB Qualifier</u>	MB MDL mg/l	MB RDL mg/l
Hot Water Sol. Boron	ND		0.0167	0.200

Laboratory Control Sample (LCS) • Laboratory Control Sample Duplicate (LCSD)

(LCS) R4211569-2 05/08/25 00:40 • (LCSD) R4211569-3 05/08/25 00:43

Analyte	Spike Amount mg/l	LCS Result mg/l	LCSD Result mg/l	LCS Rec. %	LCSD Rec. %	Rec. Limits %	<u>LCS Qualifier</u>	<u>LCSD Qualifier</u>	RPD %	RPD Limits %
Hot Water Sol. Boron	1.00	1.09	1.10	109	110	80.0-120			1.20	20

¹Cp

²Tc

³Ss

⁴Cn

⁵Sr

⁶Qc

⁷Gl

⁸Al

⁹Sc

Method Blank (MB)

(MB) R4211528-1 05/08/25 01:56

Analyte	MB Result mg/kg	MB Qualifier	MB MDL mg/kg	MB RDL mg/kg
Arsenic	ND		0.100	1.00
Barium	ND		0.152	2.50
Cadmium	ND		0.0855	1.00
Copper	ND		0.133	5.00
Lead	ND		0.0990	2.00
Nickel	ND		0.197	2.50
Selenium	ND		0.180	2.50
Silver	ND		0.0865	0.500
Zinc	0.954	↓	0.740	25.0

¹Cp

²Tc

³Ss

⁴Cn

⁵Sr

⁶Qc

Laboratory Control Sample (LCS)

(LCS) R4211528-2 05/08/25 01:59

Analyte	Spike Amount mg/kg	LCS Result mg/kg	LCS Rec. %	Rec. Limits %	LCS Qualifier
Arsenic	100	92.9	92.9	80.0-120	
Barium	100	92.4	92.4	80.0-120	
Cadmium	100	97.8	97.8	80.0-120	
Copper	100	92.8	92.8	80.0-120	
Lead	100	93.7	93.7	80.0-120	
Nickel	100	97.4	97.4	80.0-120	
Selenium	100	94.6	94.6	80.0-120	
Silver	20.0	19.1	95.7	80.0-120	
Zinc	100	92.7	92.7	80.0-120	

⁷Gl

⁸Al

⁹Sc

L1853076-08 Original Sample (OS) • Matrix Spike (MS) • Matrix Spike Duplicate (MSD)

(OS) L1853076-08 05/08/25 02:03 • (MS) R4211528-5 05/08/25 02:13 • (MSD) R4211528-6 05/08/25 02:16

Analyte	Spike Amount mg/kg	Original Result mg/kg	MS Result mg/kg	MSD Result mg/kg	MS Rec. %	MSD Rec. %	Dilution	Rec. Limits %	MS Qualifier	MSD Qualifier	RPD %	RPD Limits %
Arsenic	100	6.37	96.6	100	90.2	94.1	5	75.0-125			3.93	20
Barium	100	223	278	276	55.3	52.8	5	75.0-125	J6	J6	0.888	20
Cadmium	100	0.246	93.7	98.1	93.5	97.8	5	75.0-125			4.51	20
Copper	100	14.9	101	104	86.1	88.9	5	75.0-125			2.72	20
Lead	100	13.1	98.4	104	85.3	91.2	5	75.0-125			5.89	20
Nickel	100	17.5	109	114	91.2	96.0	5	75.0-125			4.33	20
Selenium	100	0.982	93.1	94.1	92.1	93.2	5	75.0-125			1.09	20
Silver	20.0	ND	18.8	19.5	94.2	97.6	5	75.0-125			3.51	20
Zinc	100	57.4	143	148	85.9	91.0	5	75.0-125			3.47	20

Method Blank (MB)

(MB) R4211425-1 05/07/25 23:59

Analyte	MB Result mg/kg	MB Qualifier	MB MDL mg/kg	MB RDL mg/kg
Arsenic	ND		0.100	1.00
Barium	ND		0.152	2.50
Cadmium	ND		0.0855	1.00
Copper	ND		0.133	5.00
Lead	ND		0.0990	2.00
Nickel	ND		0.197	2.50
Selenium	ND		0.180	2.50
Silver	ND		0.0865	0.500
Zinc	ND		0.740	25.0

¹Cp

²Tc

³Ss

⁴Cn

⁵Sr

⁶Qc

Laboratory Control Sample (LCS)

(LCS) R4211425-2 05/08/25 00:03

Analyte	Spike Amount mg/kg	LCS Result mg/kg	LCS Rec. %	Rec. Limits %	LCS Qualifier
Arsenic	100	91.2	91.2	80.0-120	
Barium	100	90.3	90.3	80.0-120	
Cadmium	100	94.3	94.3	80.0-120	
Copper	100	91.2	91.2	80.0-120	
Lead	100	92.6	92.6	80.0-120	
Nickel	100	94.9	94.9	80.0-120	
Selenium	100	89.4	89.4	80.0-120	
Silver	20.0	18.5	92.7	80.0-120	
Zinc	100	90.1	90.1	80.0-120	

⁷Gl

⁸Al

⁹Sc

L1853903-02 Original Sample (OS) • Matrix Spike (MS) • Matrix Spike Duplicate (MSD)

(OS) L1853903-02 05/08/25 00:06 • (MS) R4211425-5 05/08/25 00:16 • (MSD) R4211425-6 05/08/25 00:19

Analyte	Spike Amount mg/kg	Original Result mg/kg	MS Result mg/kg	MSD Result mg/kg	MS Rec. %	MSD Rec. %	Dilution	Rec. Limits %	MS Qualifier	MSD Qualifier	RPD %	RPD Limits %
Arsenic	100	3.00	103	99.1	100	96.1	5	75.0-125			4.04	20
Barium	100	125	302	212	177	86.3	5	75.0-125	J5	J3	35.2	20
Cadmium	100	ND	105	101	105	101	5	75.0-125			3.92	20
Copper	100	3.93	104	99.5	99.9	95.6	5	75.0-125			4.27	20
Lead	100	35.5	135	121	99.3	85.9	5	75.0-125			10.5	20
Nickel	100	3.71	108	104	104	100	5	75.0-125			3.97	20
Selenium	100	0.454	101	97.7	100	97.3	5	75.0-125			2.90	20
Silver	20.0	ND	20.8	20.1	104	100	5	75.0-125			3.40	20
Zinc	100	17.6	115	111	97.6	93.1	5	75.0-125			4.01	20

GLOSSARY OF TERMS

Guide to Reading and Understanding Your Laboratory Report

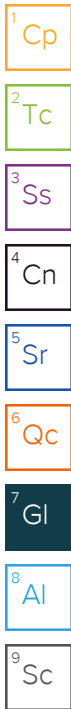
The information below is designed to better explain the various terms used in your report of analytical results from the Laboratory. This is not intended as a comprehensive explanation, and if you have additional questions please contact your project representative.

Results Disclaimer - Information that may be provided by the customer, and contained within this report, include Permit Limits, Project Name, Sample ID, Sample Matrix, Sample Preservation, Field Blanks, Field Spikes, Field Duplicates, On-Site Data, Sampling Collection Dates/Times, and Sampling Location. Results relate to the accuracy of this information provided, and as the samples are received.

Abbreviations and Definitions

MDL	Method Detection Limit.
ND	Not detected at the Reporting Limit (or MDL where applicable).
RDL	Reported Detection Limit.
Rec.	Recovery.
RPD	Relative Percent Difference.
SDG	Sample Delivery Group.
Analyte	The name of the particular compound or analysis performed. Some Analyses and Methods will have multiple analytes reported.
Dilution	If the sample matrix contains an interfering material, the sample preparation volume or weight values differ from the standard, or if concentrations of analytes in the sample are higher than the highest limit of concentration that the laboratory can accurately report, the sample may be diluted for analysis. If a value different than 1 is used in this field, the result reported has already been corrected for this factor.
Limits	These are the target % recovery ranges or % difference value that the laboratory has historically determined as normal for the method and analyte being reported. Successful QC Sample analysis will target all analytes recovered or duplicated within these ranges.
Original Sample	The non-spiked sample in the prep batch used to determine the Relative Percent Difference (RPD) from a quality control sample. The Original Sample may not be included within the reported SDG.
Qualifier	This column provides a letter and/or number designation that corresponds to additional information concerning the result reported. If a Qualifier is present, a definition per Qualifier is provided within the Glossary and Definitions page and potentially a discussion of possible implications of the Qualifier in the Case Narrative if applicable.
Result	The actual analytical final result (corrected for any sample specific characteristics) reported for your sample. If there was no measurable result returned for a specific analyte, the result in this column may state "ND" (Not Detected) or "BDL" (Below Detectable Levels). The information in the results column should always be accompanied by either an MDL (Method Detection Limit) or RDL (Reporting Detection Limit) that defines the lowest value that the laboratory could detect or report for this analyte.
Uncertainty (Radiochemistry)	Confidence level of 2 sigma.
Case Narrative (Cn)	A brief discussion about the included sample results, including a discussion of any non-conformances to protocol observed either at sample receipt by the laboratory from the field or during the analytical process. If present, there will be a section in the Case Narrative to discuss the meaning of any data qualifiers used in the report.
Quality Control Summary (Qc)	This section of the report includes the results of the laboratory quality control analyses required by procedure or analytical methods to assist in evaluating the validity of the results reported for your samples. These analyses are not being performed on your samples typically, but on laboratory generated material.
Sample Chain of Custody (Sc)	This is the document created in the field when your samples were initially collected. This is used to verify the time and date of collection, the person collecting the samples, and the analyses that the laboratory is requested to perform. This chain of custody also documents all persons (excluding commercial shippers) that have had control or possession of the samples from the time of collection until delivery to the laboratory for analysis.
Sample Results (Sr)	This section of your report will provide the results of all testing performed on your samples. These results are provided by sample ID and are separated by the analyses performed on each sample. The header line of each analysis section for each sample will provide the name and method number for the analysis reported.
Sample Summary (Ss)	This section of the Analytical Report defines the specific analyses performed for each sample ID, including the dates and times of preparation and/or analysis.

Qualifier	Description
J	The identification of the analyte is acceptable; the reported value is an estimate.
J3	The associated batch QC was outside the established quality control range for precision.
J5	The sample matrix interfered with the ability to make any accurate determination; spike value is high.
J6	The sample matrix interfered with the ability to make any accurate determination; spike value is low.
T8	Sample(s) received past/too close to holding time expiration.



ACCREDITATIONS & LOCATIONS

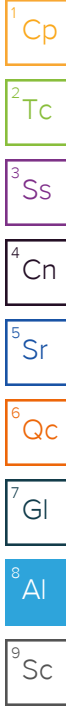
Pace Analytical National 12065 Lebanon Rd Mount Juliet, TN 37122

Alabama	40660	Nebraska	NE-OS-15-05
Alaska	17-026	Nevada	TN000032021-1
Arizona	AZ0612	New Hampshire	2975
Arkansas	88-0469	New Jersey–NELAP	TN002
California	2932	New Mexico ¹	TN00003
Colorado	TN00003	New York	11742
Connecticut	PH-0197	North Carolina	Env375
Florida	E87487	North Carolina ¹	DW21704
Georgia	NELAP	North Carolina ³	41
Georgia ¹	923	North Dakota	R-140
Idaho	TN00003	Ohio–VAP	CL0069
Illinois	200008	Oklahoma	9915
Indiana	C-TN-01	Oregon	TN200002
Iowa	364	Pennsylvania	68-02979
Kansas	E-10277	Rhode Island	LA000356
Kentucky ^{1,6}	KY90010	South Carolina	84004002
Kentucky ²	16	South Dakota	n/a
Louisiana	AI30792	Tennessee ^{1,4}	2006
Louisiana	LA018	Texas	T104704245-20-18
Maine	TN00003	Texas ⁵	LAB0152
Maryland	324	Utah	TN000032021-11
Massachusetts	M-TN003	Vermont	VT2006
Michigan	9958	Virginia	110033
Minnesota	047-999-395	Washington	C847
Mississippi	TN00003	West Virginia	233
Missouri	340	Wisconsin	998093910
Montana	CERT0086	Wyoming	A2LA
A2LA – ISO 17025	1461.01	AIHA-LAP,LLC EMLAP	100789
A2LA – ISO 17025 ⁵	1461.02	DOD	1461.01
Canada	1461.01	USDA	P330-15-00234
EPA–Crypto	TN00003		

¹ Drinking Water ² Underground Storage Tanks ³ Aquatic Toxicity ⁴ Chemical/Microbiological ⁵ Mold ⁶ Wastewater n/a Accreditation not applicable

* Not all certifications held by the laboratory are applicable to the results reported in the attached report.

* Accreditation is only applicable to the test methods specified on each scope of accreditation held by Pace Analytical.



Company Name/Address: Civitas/Tasman - CO 4725 Independence St, Wheat Ridge, Colorado 80033		Billing Information: Accounts Payable 650 Southgate Dr. Windsor, CO 80550		Pres Chk	Analysis / Container / Preservative					Chain of Custody Page 1 of 1	
---	--	---	--	-------------	-------------------------------------	--	--	--	--	------------------------------	--

Project Manager: Sam Vogt / Jacob Evans		Email: svogt@tasman-geo.com jevans@civitasresources.com									
---	--	--	--	--	--	--	--	--	--	--	--

Project Name: Alcorn 3L-10		Please Circle: PT <input checked="" type="radio"/> MT <input type="radio"/> CT <input type="radio"/> ET <input type="radio"/>									
--------------------------------------	--	--	--	--	--	--	--	--	--	--	--

Phone: 610-405-9078	Lab Project #:	AFE# or C/C: 24508								
----------------------------	----------------	------------------------------	--	--	--	--	--	--	--	--

Collected by (print): Isabel Eikermann	Site/Facility ID #:	Billing Code #: 8523.195								
--	---------------------	------------------------------------	--	--	--	--	--	--	--	--

Collected by (signature): <i>Isabel Eikermann</i>	Rush? (Lab MUST Be Notified) <input type="checkbox"/> Same Day <input type="checkbox"/> Five Day <input type="checkbox"/> Next Day <input type="checkbox"/> 5 Day (Rad Only) <input type="checkbox"/> Two Day <input type="checkbox"/> 10 Day (Rad Only) <input type="checkbox"/> Three Day	Quote #								
--	--	---------	--	--	--	--	--	--	--	--

Immediately Packed on Ice N <input type="checkbox"/> Y <input checked="" type="checkbox"/>		Date Results Needed STD									
--	--	-----------------------------------	--	--	--	--	--	--	--	--	--

Sample ID	Comp/Grab	Matrix *	Depth	Date	Time	# of Containers	Full TABLE915 8ozClr-NoPres	Background TABLE915 8ozClr-NoPres	V8260 (GW TABLE915) 40mL Amb-HCl	Chloride, Sulfate 125mL HDPE-NoPres	TDS 1L-HDPE-NoPres		
BG01@2'	Grab	SS	2'	4/28/25	09:30	2		X					
BG01@6'			6'		09:40								
BG02@2'			2'		09:50								
BG02@6'			6'		10:00								
BG03@2'			2'		10:10								
BG03@6'			6'		10:20								
BG04@2'			2'		10:30								
BG04@6'			6'		10:40								
BG05@2'			2'		10:50								
BG05@6'			6'		11:00								

Pace
PEOPLE ADVANCING SCIENCE

MT JULIET, TN
12065 Lebanon Rd Mount Juliet, TN 37122 Submitting a sample via this chain of custody constitutes acknowledgment and acceptance of the Pace Terms and Conditions found at: <https://info.pacelabs.com/hubs/pas-standard-terms.pdf>

SDG # **U853076**
B036

Acctnum: **CIVITASCO**
Template: **T250702**
Prelogin: **P1068185**
PM: **824 - Chris Ward**
PB:

Shipped Via: **FedEX Ground**

* Matrix: SS - Soil AIR - Air F - Filter GW - Groundwater B - Bioassay WW - WasteWater DW - Drinking Water OT - Other _____	Remarks: pH, EC, SAR by saturated paste preparation method Boron by hot water soluble preparation method Table 915-1 Metals - As, Ba, Cd, Cu, Pb, Ni, Se, Ag, Zn, Cr VI	pH _____ Temp _____ Flow _____ Other _____
--	--	---

Relinquished by: (Signature) <i>Sam Vogt</i>	Date: 4/28/25	Time: 15:40	Received by: (Signature) <i>Bole Corino</i>	Trip Blank Received: Yes <input type="checkbox"/> No <input checked="" type="checkbox"/>	HCL / MeOH TBR
Relinquished by: (Signature) <i>Bole Corino</i>	Date: 4/29/25	Time: 1800	Received by: (Signature) <i>SWA Corgo</i>	Temp: _____ °C Bottles Received: 170421 20	If preservation required by Login: Date/Time
Relinquished by: (Signature)	Date:	Time:	Received for lab by: (Signature) <i>Christopher D. Gallin</i>	Date: 4/30/25	Time: 0800

Sample Receipt Checklist

COC Seal Present/Intact: Y N

COC Signed/Accurate: Y N

Bottles arrive intact: Y N

Correct bottles used: Y N

Sufficient volume sent: Y N

If Applicable

VOA Zero Headspace: Y N

Preservation Correct/Checked: Y N

RAD Screen <0.5 mR/hr: Y N

PMDCO