

The results set forth herein are provided by SGS North America Inc.

*e-Hardcopy 2.0*  
*Automated Report*

## Technical Report for

**Chevron USA, Inc.**

**CDH: Phillips 1**

**CHEVRON-PDC/PO#UWRWE-A5393-ABN**

**SGS Job Number: DA77034**

**Sampling Date: 11/06/25**

### Report to:

**Chevron USA, Inc.**  
**2115 117th Avenue**  
**Greeley, CO 80634**  
**nam.ehs.table915@sgs.com**

**ATTN: David Stainback**

**Total number of pages in report: 93**



Test results contained within this data package meet the requirements of the National Environmental Laboratory Accreditation Program and/or state specific certification programs as applicable unless noted in the narrative, comments or footnotes.

**Eric Hoffman**

**Client Service contact: [terri.mcnulty-patterson@sgs.com](mailto:terri.mcnulty-patterson@sgs.com) 303-425-6021**  
Certifications: CO (CO00049), ND (R-027), UT (NELAP CO00049), LA (LA150028), TX (T104704511), WY (8TMS-L) HI (CO00049), NJ (CO011), NV (CO00049), AK (CO00049), CA (3076), and NC (08701)

This report shall not be reproduced, except in its entirety, without the written approval of SGS.  
Test results relate only to samples analyzed.

### How did we do today?

Your feedback helps us improve our service and takes less than a minute to complete.

**START SURVEY**

# Table of Contents

-1-

<b>Section 1: Sample Summary</b> .....	<b>4</b>
<b>Section 2: Summary of Hits</b> .....	<b>6</b>
<b>Section 3: Sample Results</b> .....	<b>9</b>
<b>3.1:</b> DA77034-1: WH01-W@3' .....	10
<b>3.2:</b> DA77034-1A: WH01-W@3' .....	13
<b>3.3:</b> DA77034-1B: WH01-W@3' .....	15
<b>3.4:</b> DA77034-1C: WH01-W@3' .....	16
<b>3.5:</b> DA77034-2: FL01-R@3' .....	18
<b>3.6:</b> DA77034-2A: FL01-R@3' .....	21
<b>3.7:</b> DA77034-2B: FL01-R@3' .....	23
<b>3.8:</b> DA77034-2C: FL01-R@3' .....	24
<b>3.9:</b> DA77034-3: BKG01@3.5' .....	26
<b>3.10:</b> DA77034-3A: BKG01@3.5' .....	28
<b>3.11:</b> DA77034-3B: BKG01@3.5' .....	30
<b>3.12:</b> DA77034-4: BKG02@3.5' .....	31
<b>3.13:</b> DA77034-4A: BKG02@3.5' .....	33
<b>3.14:</b> DA77034-4B: BKG02@3.5' .....	35
<b>3.15:</b> DA77034-5: BKG03@3.5' .....	36
<b>3.16:</b> DA77034-5A: BKG03@3.5' .....	38
<b>3.17:</b> DA77034-5B: BKG03@3.5' .....	40
<b>Section 4: Misc. Forms</b> .....	<b>41</b>
<b>4.1:</b> Chain of Custody .....	42
<b>Section 5: MS Volatiles - QC Data Summaries</b> .....	<b>44</b>
<b>5.1:</b> Method Blank Summary .....	45
<b>5.2:</b> Blank Spike Summary .....	46
<b>5.3:</b> Matrix Spike/Matrix Spike Duplicate Summary .....	48
<b>Section 6: MS Semi-volatiles - QC Data Summaries</b> .....	<b>50</b>
<b>6.1:</b> Method Blank Summary .....	51
<b>6.2:</b> Blank Spike Summary .....	52
<b>6.3:</b> Matrix Spike/Matrix Spike Duplicate Summary .....	53
<b>Section 7: GC/LC Semi-volatiles - QC Data Summaries</b> .....	<b>54</b>
<b>7.1:</b> Method Blank Summary .....	55
<b>7.2:</b> Blank Spike Summary .....	56
<b>7.3:</b> Matrix Spike/Matrix Spike Duplicate Summary .....	58
<b>Section 8: Metals Analysis - QC Data Summaries</b> .....	<b>60</b>
<b>8.1:</b> Prep QC MP44255: B .....	61
<b>8.2:</b> Prep QC MP44256: As,Ba,Cd,Cu,Pb,Ni,Se,Ag,Zn .....	69
<b>8.3:</b> Prep QC MP44268: Ca,Mg,Na .....	74
<b>Section 9: General Chemistry - QC Data Summaries</b> .....	<b>84</b>
<b>9.1:</b> Method Blank and Spike Results Summary .....	85
<b>9.2:</b> Duplicate Results Summary .....	86
<b>Section 10: Misc. Forms (SGS Dayton, NJ)</b> .....	<b>87</b>

# Table of Contents

-2-

<b>10.1:</b> Chain of Custody .....	88
<b>Section 11: General Chemistry - QC Data (SGS Dayton, NJ)</b> .....	<b>90</b>
<b>11.1:</b> Method Blank and Spike Results Summary .....	91
<b>11.2:</b> Duplicate Results Summary .....	92
<b>11.3:</b> Matrix Spike Results Summary .....	93

1

2

3

4

5

6

7

8

9

10

11



## Sample Summary

Chevron USA, Inc.

**Job No:** DA77034

CDH: Phillips 1

Project No: CHEVRON-PDC/PO#UWRWE-A5393-ABN

Sample Number	Collected		Received	Matrix		Client Sample ID
	Date	Time By		Code	Type	
DA77034-1	11/06/25	10:05 DT	11/06/25	SO	Soil	WH01-W@3'
DA77034-1A	11/06/25	10:05 DT	11/06/25	SO	Soil	WH01-W@3'
DA77034-1B	11/06/25	10:05 DT	11/06/25	SO	Soil	WH01-W@3'
DA77034-1C	11/06/25	10:05 DT	11/06/25	SO	Soil	WH01-W@3'
DA77034-2	11/06/25	10:08 DT	11/06/25	SO	Soil	FL01-R@3'
DA77034-2A	11/06/25	10:08 DT	11/06/25	SO	Soil	FL01-R@3'
DA77034-2B	11/06/25	10:08 DT	11/06/25	SO	Soil	FL01-R@3'
DA77034-2C	11/06/25	10:08 DT	11/06/25	SO	Soil	FL01-R@3'
DA77034-3	11/06/25	10:32 NI	11/06/25	SO	Soil	BKG01@3.5'
DA77034-3A	11/06/25	10:32 NI	11/06/25	SO	Soil	BKG01@3.5'
DA77034-3B	11/06/25	10:32 NI	11/06/25	SO	Soil	BKG01@3.5'
DA77034-4	11/06/25	10:22 NI	11/06/25	SO	Soil	BKG02@3.5'
DA77034-4A	11/06/25	10:22 NI	11/06/25	SO	Soil	BKG02@3.5'

---

Soil samples reported on a dry weight basis unless otherwise indicated on result page.



## Sample Summary

(continued)

Chevron USA, Inc.

**Job No:** DA77034

CDH: Phillips 1

Project No: CHEVRON-PDC/PO#UWRWE-A5393-ABN

Sample Number	Collected		Received	Matrix		Client Sample ID
	Date	Time By		Code	Type	
DA77034-4B	11/06/25	10:22 NI	11/06/25	SO	Soil	BKG02@3.5'
DA77034-5	11/06/25	10:10 NI	11/06/25	SO	Soil	BKG03@3.5'
DA77034-5A	11/06/25	10:10 NI	11/06/25	SO	Soil	BKG03@3.5'
DA77034-5B	11/06/25	10:10 NI	11/06/25	SO	Soil	BKG03@3.5'

---

Soil samples reported on a dry weight basis unless otherwise indicated on result page.

## Summary of Hits

**Job Number:** DA77034  
**Account:** Chevron USA, Inc.  
**Project:** CDH: Phillips 1  
**Collected:** 11/06/25

Lab Sample ID	Client Sample ID	Result/ Qual	RL	MDL	Units	Method
---------------	------------------	-----------------	----	-----	-------	--------

**DA77034-1 WH01-W@3'**

TPH-DRO (C10-C28)	12.0	4.5			mg/kg	SW846-8015C
TPH-ORO (> C28-C36)	12.6	6.8			mg/kg	SW846-8015C

**DA77034-1A WH01-W@3'**

Calcium	47.0	6.0			mg/l	SW846 6010C
Magnesium	22.3	3.0			mg/l	SW846 6010C
Sodium	19.2	6.0			mg/l	SW846 6010C
Sodium Adsorption Ratio <sup>a</sup>	0.578				ratio	USDA HANDBOOK 60

**DA77034-1B WH01-W@3'**

No hits reported in this sample.

**DA77034-1C WH01-W@3'**

Arsenic	5.2	0.20			mg/kg	SW846 6020B
Barium	178	2.0			mg/kg	SW846 6020B
Cadmium	0.27	0.10			mg/kg	SW846 6020B
Copper	12.8	2.0			mg/kg	SW846 6020B
Lead	14.1	0.51			mg/kg	SW846 6020B
Nickel	14.5	2.0			mg/kg	SW846 6020B
Selenium	0.26	0.20			mg/kg	SW846 6020B
Zinc	48.9	10			mg/kg	SW846 6020B
pH <sup>b</sup>	8.18				su	WREP-125,4E-SATPASTE
Specific Conductivity <sup>b</sup>	0.50	0.0010			mmhos/cm	SM 2510B-2011 MOD

**DA77034-2 FL01-R@3'**

TPH-DRO (C10-C28)	41.7	4.5			mg/kg	SW846-8015C
TPH-ORO (> C28-C36)	52.8	6.8			mg/kg	SW846-8015C

**DA77034-2A FL01-R@3'**

Calcium	60.1	6.0			mg/l	SW846 6010C
Magnesium	22.5	3.0			mg/l	SW846 6010C
Sodium	11.5	6.0			mg/l	SW846 6010C
Sodium Adsorption Ratio <sup>a</sup>	0.321				ratio	USDA HANDBOOK 60

**DA77034-2B FL01-R@3'**

No hits reported in this sample.

## Summary of Hits

**Job Number:** DA77034  
**Account:** Chevron USA, Inc.  
**Project:** CDH: Phillips 1  
**Collected:** 11/06/25

2

Lab Sample ID	Client Sample ID	Result/ Qual	RL	MDL	Units	Method
---------------	------------------	-----------------	----	-----	-------	--------

**DA77034-2C FL01-R@3'**

Arsenic	6.0	0.21		mg/kg	SW846 6020B
Barium	183	2.1		mg/kg	SW846 6020B
Cadmium	0.57	0.10		mg/kg	SW846 6020B
Copper	29.7	2.1		mg/kg	SW846 6020B
Lead	79.5	0.52		mg/kg	SW846 6020B
Nickel	15.5	2.1		mg/kg	SW846 6020B
Selenium	0.27	0.21		mg/kg	SW846 6020B
Zinc	86.1	10		mg/kg	SW846 6020B
pH <sup>b</sup>	8.11			su	WREP-125,4E-SATPASTE
Specific Conductivity <sup>b</sup>	0.51	0.0010		mmhos/cm	SM 2510B-2011 MOD

**DA77034-3 BKG01@3.5'**

Arsenic	5.5	0.20		mg/kg	SW846 6020B
Barium	239	2.0		mg/kg	SW846 6020B
Cadmium	0.24	0.10		mg/kg	SW846 6020B
Copper	12.8	2.0		mg/kg	SW846 6020B
Lead	11.5	0.50		mg/kg	SW846 6020B
Nickel	15.5	2.0		mg/kg	SW846 6020B
Selenium	0.23	0.20		mg/kg	SW846 6020B
Zinc	48.5	10		mg/kg	SW846 6020B
pH <sup>b</sup>	8.46			su	WREP-125,4E-SATPASTE
Specific Conductivity <sup>b</sup>	0.34	0.0010		mmhos/cm	SM 2510B-2011 MOD

**DA77034-3A BKG01@3.5'**

Calcium	17.1	6.0		mg/l	SW846 6010C
Magnesium	31.1	3.0		mg/l	SW846 6010C
Sodium	16.4	6.0		mg/l	SW846 6010C
Sodium Adsorption Ratio <sup>a</sup>	0.547			ratio	USDA HANDBOOK 60

**DA77034-3B BKG01@3.5'**

No hits reported in this sample.

**DA77034-4 BKG02@3.5'**

Arsenic	5.9	0.19		mg/kg	SW846 6020B
Barium	129	1.9		mg/kg	SW846 6020B
Cadmium	0.17	0.096		mg/kg	SW846 6020B
Copper	10.3	1.9		mg/kg	SW846 6020B
Lead	9.7	0.48		mg/kg	SW846 6020B
Nickel	11.3	1.9		mg/kg	SW846 6020B

## Summary of Hits

**Job Number:** DA77034  
**Account:** Chevron USA, Inc.  
**Project:** CDH: Phillips 1  
**Collected:** 11/06/25

Lab Sample ID	Client Sample ID	Result/ Qual	RL	MDL	Units	Method
---------------	------------------	-----------------	----	-----	-------	--------

Selenium		0.21	0.19		mg/kg	SW846 6020B
Zinc		40.0	9.6		mg/kg	SW846 6020B
pH <sup>b</sup>		8.50			su	WREP-125,4E-SATPASTE
Specific Conductivity <sup>b</sup>		0.32	0.0010		mmhos/cm	SM 2510B-2011 MOD

**DA77034-4A BKG02@3.5'**

Calcium		13.8	6.0		mg/l	SW846 6010C
Magnesium		28.6	3.0		mg/l	SW846 6010C
Sodium		15.5	6.0		mg/l	SW846 6010C
Sodium Adsorption Ratio <sup>a</sup>		0.547			ratio	USDA HANDBOOK 60

**DA77034-4B BKG02@3.5'**

No hits reported in this sample.

**DA77034-5 BKG03@3.5'**

Arsenic		5.1	0.21		mg/kg	SW846 6020B
Barium		176	2.1		mg/kg	SW846 6020B
Cadmium		0.23	0.10		mg/kg	SW846 6020B
Copper		12.2	2.1		mg/kg	SW846 6020B
Lead		10.4	0.51		mg/kg	SW846 6020B
Nickel		15.1	2.1		mg/kg	SW846 6020B
Zinc		46.9	10		mg/kg	SW846 6020B
pH <sup>b</sup>		8.56			su	WREP-125,4E-SATPASTE
Specific Conductivity <sup>b</sup>		0.38	0.0010		mmhos/cm	SM 2510B-2011 MOD

**DA77034-5A BKG03@3.5'**

Calcium		13.3	6.0		mg/l	SW846 6010C
Magnesium		17.5	3.0		mg/l	SW846 6010C
Sodium		43.5	6.0		mg/l	SW846 6010C
Sodium Adsorption Ratio <sup>a</sup>		1.85			ratio	USDA HANDBOOK 60

**DA77034-5B BKG03@3.5'**

No hits reported in this sample.

(a) Calculated as:  $(\text{Na meq/L}) / \sqrt{[(\text{Ca meq/L}) + (\text{Mg meq/L})/2]}$

(b) Saturated paste was generated on 11/07/25.

Sample Results

---

Report of Analysis

---

## Report of Analysis

3.1  
3

<b>Client Sample ID:</b> WH01-W@3'	
<b>Lab Sample ID:</b> DA77034-1	<b>Date Sampled:</b> 11/06/25
<b>Matrix:</b> SO - Soil	<b>Date Received:</b> 11/06/25
<b>Method:</b> SW846 8260D	<b>Percent Solids:</b> 86.5
<b>Project:</b> CDH: Phillips 1	

Run #	File ID	DF	Analyzed	By	Prep Date	Prep Batch	Analytical Batch
Run #1	5V96429.D	1	11/13/25 08:41	MB	n/a	n/a	V5V4568
Run #2							

Run #	Initial Weight	Final Volume
Run #1	5.25 g	5.0 ml
Run #2		

### VOA COGCC Table 915 soil list

CAS No.	Compound	Result	RL	Units	Q
71-43-2	Benzene	< 0.0011	0.0011	mg/kg	
100-41-4	Ethylbenzene	< 0.0022	0.0022	mg/kg	
108-88-3	Toluene	< 0.0022	0.0022	mg/kg	
95-63-6	1,2,4-Trimethylbenzene	< 0.0022	0.0022	mg/kg	
108-67-8	1,3,5-Trimethylbenzene	< 0.0022	0.0022	mg/kg	
	m,p-Xylene	< 0.0022	0.0022	mg/kg	
95-47-6	o-Xylene	< 0.0022	0.0022	mg/kg	
1330-20-7	Xylene (total)	< 0.0022	0.0022	mg/kg	
	TPH-GRO (C6-C10)	< 0.22	0.22	mg/kg	

CAS No.	Surrogate Recoveries	Run# 1	Run# 2	Limits
1868-53-7	Dibromofluoromethane	100%		70-130%
2037-26-5	Toluene-D8	95%		70-130%
460-00-4	4-Bromofluorobenzene	97%		70-130%
17060-07-0	1,2-Dichloroethane-D4	111%		70-130%

RL = Reporting Limit  
 E = Indicates value exceeds calibration range

J = Indicates an estimated value  
 B = Indicates analyte found in associated method blank  
 N = Indicates presumptive evidence of a compound

## Report of Analysis

3.1  
3

<b>Client Sample ID:</b> WH01-W@3'	
<b>Lab Sample ID:</b> DA77034-1	<b>Date Sampled:</b> 11/06/25
<b>Matrix:</b> SO - Soil	<b>Date Received:</b> 11/06/25
<b>Method:</b> SW846 8270E SW846 3570	<b>Percent Solids:</b> 86.5
<b>Project:</b> CDH: Phillips 1	

Run #1	File ID	DF	Analyzed	By	Prep Date	Prep Batch	Analytical Batch
Run #1	9G002536.D	1	11/11/25 14:38	TH	11/08/25 12:30	OP29209	E9G101
Run #2							

Run #1	Initial Weight	Final Volume
Run #1	5.2 g	10.0 ml
Run #2		

### COGCC Table 915-1 PAH List

CAS No.	Compound	Result	RL	Units	Q
83-32-9	Acenaphthene	< 0.0044	0.0044	mg/kg	
120-12-7	Anthracene	< 0.0044	0.0044	mg/kg	
56-55-3	Benzo(a)anthracene	< 0.0056	0.0056	mg/kg	
205-99-2	Benzo(b)fluoranthene	< 0.0044	0.0044	mg/kg	
207-08-9	Benzo(k)fluoranthene	< 0.0044	0.0044	mg/kg	
50-32-8	Benzo(a)pyrene	< 0.0044	0.0044	mg/kg	
218-01-9	Chrysene	< 0.0044	0.0044	mg/kg	
53-70-3	Dibenzo(a,h)anthracene	< 0.0044	0.0044	mg/kg	
206-44-0	Fluoranthene	< 0.0044	0.0044	mg/kg	
86-73-7	Fluorene	< 0.0044	0.0044	mg/kg	
193-39-5	Indeno(1,2,3-cd)pyrene	< 0.0044	0.0044	mg/kg	
90-12-0	1-Methylnaphthalene	< 0.0044	0.0044	mg/kg	
91-57-6	2-Methylnaphthalene	< 0.0044	0.0044	mg/kg	
91-20-3	Naphthalene	< 0.0022	0.0022	mg/kg	
129-00-0	Pyrene	< 0.0044	0.0044	mg/kg	

CAS No.	Surrogate Recoveries	Run# 1	Run# 2	Limits
321-60-8	2-Fluorobiphenyl	105%		22-138%
4165-60-0	Nitrobenzene-d5	123%		32-143%
1718-51-0	Terphenyl-d14	110%		48-149%

RL = Reporting Limit  
E = Indicates value exceeds calibration range

J = Indicates an estimated value  
B = Indicates analyte found in associated method blank  
N = Indicates presumptive evidence of a compound

## Report of Analysis

3.1  
3

<b>Client Sample ID:</b> WH01-W@3'	
<b>Lab Sample ID:</b> DA77034-1	<b>Date Sampled:</b> 11/06/25
<b>Matrix:</b> SO - Soil	<b>Date Received:</b> 11/06/25
<b>Method:</b> SW846-8015C SW846 3570	<b>Percent Solids:</b> 86.5
<b>Project:</b> CDH: Phillips 1	

Run #	File ID	DF	Analyzed	By	Prep Date	Prep Batch	Analytical Batch
Run #1	FN97331.D	1	11/14/25 01:36	JB	11/07/25 12:00	OP29204	GFN562
Run #2							

Run #	Initial Weight	Final Volume
Run #1	5.1 g	10.0 ml
Run #2		

### DRO C10-C28, ORO > C28-C36

CAS No.	Compound	Result	RL	Units	Q
	TPH-DRO (C10-C28)	12.0	4.5	mg/kg	
	TPH-ORO (> C28-C36)	12.6	6.8	mg/kg	

CAS No.	Surrogate Recoveries	Run# 1	Run# 2	Limits
84-15-1	o-Terphenyl	95%		20-142%

RL = Reporting Limit  
E = Indicates value exceeds calibration range

J = Indicates an estimated value  
B = Indicates analyte found in associated method blank  
N = Indicates presumptive evidence of a compound

## Report of Analysis

<b>Client Sample ID:</b> WH01-W@3'	
<b>Lab Sample ID:</b> DA77034-1A	<b>Date Sampled:</b> 11/06/25
<b>Matrix:</b> SO - Soil	<b>Date Received:</b> 11/06/25
	<b>Percent Solids:</b> 86.5
<b>Project:</b> CDH: Phillips 1	

### SAR Metals Analysis

Analyte	Result	RL	Units	DF	Prep	Analyzed By	Method	Prep Method
Calcium	47.0	6.0	mg/l	1	11/07/25	11/20/25 BR	SW846 6010C <sup>1</sup>	USDA HANDBOOK 60 <sup>2</sup>
Magnesium	22.3	3.0	mg/l	1	11/07/25	11/20/25 BR	SW846 6010C <sup>1</sup>	USDA HANDBOOK 60 <sup>2</sup>
Sodium	19.2	6.0	mg/l	1	11/07/25	11/20/25 BR	SW846 6010C <sup>1</sup>	USDA HANDBOOK 60 <sup>2</sup>

(1) Instrument QC Batch: MA19860

(2) Prep QC Batch: MP44268

RL = Reporting Limit

## Report of Analysis

<b>Client Sample ID:</b> WH01-W@3'	
<b>Lab Sample ID:</b> DA77034-1A	<b>Date Sampled:</b> 11/06/25
<b>Matrix:</b> SO - Soil	<b>Date Received:</b> 11/06/25
	<b>Percent Solids:</b> 86.5
<b>Project:</b> CDH: Phillips 1	

### General Chemistry

Analyte	Result	RL	Units	DF	Analyzed	By	Method
Sodium Adsorption Ratio <sup>a</sup>	0.578		ratio	1	11/20/25 14:15	BR	USDA HANDBOOK 60

(a) Calculated as:  $(Na \text{ meq/L}) / \sqrt{[(Ca \text{ meq/L}) + (Mg \text{ meq/L})/2]}$

---

RL = Reporting Limit

## Report of Analysis

<b>Client Sample ID:</b> WH01-W@3'	
<b>Lab Sample ID:</b> DA77034-1B	<b>Date Sampled:</b> 11/06/25
<b>Matrix:</b> SO - Soil	<b>Date Received:</b> 11/06/25
	<b>Percent Solids:</b> 86.5
<b>Project:</b> CDH: Phillips 1	

### Hot Water Soluble Boron Metals Analysis

Analyte	Result	RL	Units	DF	Prep	Analyzed By	Method	Prep Method
Boron	< 0.50	0.50	mg/l	1	11/08/25	11/21/25 BR	SW846 6010C <sup>1</sup>	HWS-B <sup>2</sup>

(1) Instrument QC Batch: MA19860

(2) Prep QC Batch: MP44255

---

RL = Reporting Limit

## Report of Analysis

<b>Client Sample ID:</b> WH01-W@3'	<b>Date Sampled:</b> 11/06/25
<b>Lab Sample ID:</b> DA77034-1C	<b>Date Received:</b> 11/06/25
<b>Matrix:</b> SO - Soil	<b>Percent Solids:</b> 86.5
<b>Project:</b> CDH: Phillips 1	

### Metals Analysis

Analyte	Result	RL	Units	DF	Prep	Analyzed By	Method	Prep Method
Arsenic	5.2	0.20	mg/kg	10	11/07/25	11/18/25 GS	SW846 6020B <sup>1</sup>	SW846 3050B <sup>2</sup>
Barium	178	2.0	mg/kg	10	11/07/25	11/18/25 GS	SW846 6020B <sup>1</sup>	SW846 3050B <sup>2</sup>
Cadmium	0.27	0.10	mg/kg	10	11/07/25	11/18/25 GS	SW846 6020B <sup>1</sup>	SW846 3050B <sup>2</sup>
Copper	12.8	2.0	mg/kg	10	11/07/25	11/18/25 GS	SW846 6020B <sup>1</sup>	SW846 3050B <sup>2</sup>
Lead	14.1	0.51	mg/kg	10	11/07/25	11/18/25 GS	SW846 6020B <sup>1</sup>	SW846 3050B <sup>2</sup>
Nickel	14.5	2.0	mg/kg	10	11/07/25	11/18/25 GS	SW846 6020B <sup>1</sup>	SW846 3050B <sup>2</sup>
Selenium	0.26	0.20	mg/kg	10	11/07/25	11/18/25 GS	SW846 6020B <sup>1</sup>	SW846 3050B <sup>2</sup>
Silver	< 0.10	0.10	mg/kg	10	11/07/25	11/18/25 GS	SW846 6020B <sup>1</sup>	SW846 3050B <sup>2</sup>
Zinc	48.9	10	mg/kg	10	11/07/25	11/18/25 GS	SW846 6020B <sup>1</sup>	SW846 3050B <sup>2</sup>

(1) Instrument QC Batch: MA19852

(2) Prep QC Batch: MP44256

RL = Reporting Limit

## Report of Analysis

<b>Client Sample ID:</b> WH01-W@3'	<b>Date Sampled:</b> 11/06/25
<b>Lab Sample ID:</b> DA77034-1C	<b>Date Received:</b> 11/06/25
<b>Matrix:</b> SO - Soil	<b>Percent Solids:</b> 86.5
<b>Project:</b> CDH: Phillips 1	

### General Chemistry

Analyte	Result	RL	Units	DF	Analyzed	By	Method
<b>pH-saturated paste method</b>							
pH <sup>a</sup>	8.18		su	1	11/07/25 17:39	GC	WREP-125,4E-SATPASTE
<b>prep: DEPT.OF AG, BOOK N9</b>							
Specific Conductivity <sup>a</sup>	0.50	0.0010	mmhos/cm	1	11/07/25 18:08	GC	SM 2510B-2011 MOD
Chromium, Hexavalent <sup>b</sup>	< 0.48	0.48	mg/kg	1	12/08/25 17:59	ANJ	SW846 3060A/7199

(a) Saturated paste was generated on 11/07/25.

(b) Analysis performed at SGS Dayton, NJ.

RL = Reporting Limit

## Report of Analysis

3.5  
3

<b>Client Sample ID:</b> FL01-R@3'	
<b>Lab Sample ID:</b> DA77034-2	<b>Date Sampled:</b> 11/06/25
<b>Matrix:</b> SO - Soil	<b>Date Received:</b> 11/06/25
<b>Method:</b> SW846 8260D	<b>Percent Solids:</b> 83.5
<b>Project:</b> CDH: Phillips 1	

Run #	File ID	DF	Analyzed	By	Prep Date	Prep Batch	Analytical Batch
Run #1	5V96430.D	1	11/13/25 09:03	MB	n/a	n/a	V5V4568
Run #2							

Run #	Initial Weight	Final Volume
Run #1	5.35 g	5.0 ml
Run #2		

### VOA COGCC Table 915 soil list

CAS No.	Compound	Result	RL	Units	Q
71-43-2	Benzene	< 0.0011	0.0011	mg/kg	
100-41-4	Ethylbenzene	< 0.0022	0.0022	mg/kg	
108-88-3	Toluene	< 0.0022	0.0022	mg/kg	
95-63-6	1,2,4-Trimethylbenzene	< 0.0022	0.0022	mg/kg	
108-67-8	1,3,5-Trimethylbenzene	< 0.0022	0.0022	mg/kg	
	m,p-Xylene	< 0.0022	0.0022	mg/kg	
95-47-6	o-Xylene	< 0.0022	0.0022	mg/kg	
1330-20-7	Xylene (total)	< 0.0022	0.0022	mg/kg	
	TPH-GRO (C6-C10)	< 0.22	0.22	mg/kg	

CAS No.	Surrogate Recoveries	Run# 1	Run# 2	Limits
1868-53-7	Dibromofluoromethane	96%		70-130%
2037-26-5	Toluene-D8	94%		70-130%
460-00-4	4-Bromofluorobenzene	99%		70-130%
17060-07-0	1,2-Dichloroethane-D4	105%		70-130%

RL = Reporting Limit  
E = Indicates value exceeds calibration range

J = Indicates an estimated value  
B = Indicates analyte found in associated method blank  
N = Indicates presumptive evidence of a compound

# Report of Analysis

<b>Client Sample ID:</b> FL01-R@3'		
<b>Lab Sample ID:</b> DA77034-2		<b>Date Sampled:</b> 11/06/25
<b>Matrix:</b> SO - Soil		<b>Date Received:</b> 11/06/25
<b>Method:</b> SW846 8270E SW846 3570		<b>Percent Solids:</b> 83.5
<b>Project:</b> CDH: Phillips 1		

	File ID	DF	Analyzed	By	Prep Date	Prep Batch	Analytical Batch
Run #1	9G002537.D	1	11/11/25 14:58	TH	11/08/25 12:30	OP29209	E9G101
Run #2							

	Initial Weight	Final Volume
Run #1	5.3 g	10.0 ml
Run #2		

### COGCC Table 915-1 PAH List

CAS No.	Compound	Result	RL	Units	Q
83-32-9	Acenaphthene	< 0.0045	0.0045	mg/kg	
120-12-7	Anthracene	< 0.0045	0.0045	mg/kg	
56-55-3	Benzo(a)anthracene	< 0.0056	0.0056	mg/kg	
205-99-2	Benzo(b)fluoranthene	< 0.0045	0.0045	mg/kg	
207-08-9	Benzo(k)fluoranthene	< 0.0045	0.0045	mg/kg	
50-32-8	Benzo(a)pyrene	< 0.0045	0.0045	mg/kg	
218-01-9	Chrysene	< 0.0045	0.0045	mg/kg	
53-70-3	Dibenzo(a,h)anthracene	< 0.0045	0.0045	mg/kg	
206-44-0	Fluoranthene	< 0.0045	0.0045	mg/kg	
86-73-7	Fluorene	< 0.0045	0.0045	mg/kg	
193-39-5	Indeno(1,2,3-cd)pyrene	< 0.0045	0.0045	mg/kg	
90-12-0	1-Methylnaphthalene	< 0.0045	0.0045	mg/kg	
91-57-6	2-Methylnaphthalene	< 0.0045	0.0045	mg/kg	
91-20-3	Naphthalene	< 0.0023	0.0023	mg/kg	
129-00-0	Pyrene	< 0.0045	0.0045	mg/kg	

CAS No.	Surrogate Recoveries	Run# 1	Run# 2	Limits
321-60-8	2-Fluorobiphenyl	103%		22-138%
4165-60-0	Nitrobenzene-d5	120%		32-143%
1718-51-0	Terphenyl-d14	106%		48-149%

RL = Reporting Limit  
E = Indicates value exceeds calibration range

J = Indicates an estimated value  
B = Indicates analyte found in associated method blank  
N = Indicates presumptive evidence of a compound

## Report of Analysis

<b>Client Sample ID:</b> FL01-R@3'	
<b>Lab Sample ID:</b> DA77034-2	<b>Date Sampled:</b> 11/06/25
<b>Matrix:</b> SO - Soil	<b>Date Received:</b> 11/06/25
<b>Method:</b> SW846-8015C SW846 3570	<b>Percent Solids:</b> 83.5
<b>Project:</b> CDH: Phillips 1	

Run #	File ID	DF	Analyzed	By	Prep Date	Prep Batch	Analytical Batch
Run #1	FN97332.D	1	11/14/25 01:50	JB	11/07/25 12:00	OP29204	GFN562
Run #2							

Run #	Initial Weight	Final Volume
Run #1	5.3 g	10.0 ml
Run #2		

**DRO C10-C28, ORO > C28-C36**

CAS No.	Compound	Result	RL	Units	Q
	TPH-DRO (C10-C28)	41.7	4.5	mg/kg	
	TPH-ORO (> C28-C36)	52.8	6.8	mg/kg	

CAS No.	Surrogate Recoveries	Run# 1	Run# 2	Limits
84-15-1	o-Terphenyl	93%		20-142%

RL = Reporting Limit  
 E = Indicates value exceeds calibration range

J = Indicates an estimated value  
 B = Indicates analyte found in associated method blank  
 N = Indicates presumptive evidence of a compound

## Report of Analysis

<b>Client Sample ID:</b> FL01-R@3'		<b>Date Sampled:</b> 11/06/25
<b>Lab Sample ID:</b> DA77034-2A		<b>Date Received:</b> 11/06/25
<b>Matrix:</b> SO - Soil		<b>Percent Solids:</b> 83.5
<b>Project:</b> CDH: Phillips 1		

### SAR Metals Analysis

Analyte	Result	RL	Units	DF	Prep	Analyzed By	Method	Prep Method
Calcium	60.1	6.0	mg/l	1	11/07/25	11/20/25 BR	SW846 6010C <sup>1</sup>	USDA HANDBOOK 60 <sup>2</sup>
Magnesium	22.5	3.0	mg/l	1	11/07/25	11/20/25 BR	SW846 6010C <sup>1</sup>	USDA HANDBOOK 60 <sup>2</sup>
Sodium	11.5	6.0	mg/l	1	11/07/25	11/20/25 BR	SW846 6010C <sup>1</sup>	USDA HANDBOOK 60 <sup>2</sup>

(1) Instrument QC Batch: MA19860

(2) Prep QC Batch: MP44268

RL = Reporting Limit

## Report of Analysis

<b>Client Sample ID:</b> FL01-R@3'	<b>Date Sampled:</b> 11/06/25
<b>Lab Sample ID:</b> DA77034-2A	<b>Date Received:</b> 11/06/25
<b>Matrix:</b> SO - Soil	<b>Percent Solids:</b> 83.5
<b>Project:</b> CDH: Phillips 1	

### General Chemistry

Analyte	Result	RL	Units	DF	Analyzed	By	Method
Sodium Adsorption Ratio <sup>a</sup>	0.321		ratio	1	11/20/25 14:17	BR	USDA HANDBOOK 60

(a) Calculated as:  $(Na \text{ meq/L}) / \sqrt{[(Ca \text{ meq/L}) + (Mg \text{ meq/L})/2]}$

---

RL = Reporting Limit

## Report of Analysis

<b>Client Sample ID:</b> FL01-R@3'		<b>Date Sampled:</b> 11/06/25
<b>Lab Sample ID:</b> DA77034-2B		<b>Date Received:</b> 11/06/25
<b>Matrix:</b> SO - Soil		<b>Percent Solids:</b> 83.5
<b>Project:</b> CDH: Phillips 1		

### Hot Water Soluble Boron Metals Analysis

Analyte	Result	RL	Units	DF	Prep	Analyzed By	Method	Prep Method
Boron	< 0.50	0.50	mg/l	1	11/08/25	11/21/25 BR	SW846 6010C <sup>1</sup>	HWS-B <sup>2</sup>

(1) Instrument QC Batch: MA19860

(2) Prep QC Batch: MP44255

---

RL = Reporting Limit

## Report of Analysis



<b>Client Sample ID:</b> FL01-R@3' <b>Lab Sample ID:</b> DA77034-2C <b>Matrix:</b> SO - Soil <b>Project:</b> CDH: Phillips 1	<b>Date Sampled:</b> 11/06/25 <b>Date Received:</b> 11/06/25 <b>Percent Solids:</b> 83.5
---	--

### Metals Analysis

Analyte	Result	RL	Units	DF	Prep	Analyzed By	Method	Prep Method
Arsenic	6.0	0.21	mg/kg	10	11/07/25	11/18/25 GS	SW846 6020B <sup>1</sup>	SW846 3050B <sup>2</sup>
Barium	183	2.1	mg/kg	10	11/07/25	11/18/25 GS	SW846 6020B <sup>1</sup>	SW846 3050B <sup>2</sup>
Cadmium	0.57	0.10	mg/kg	10	11/07/25	11/18/25 GS	SW846 6020B <sup>1</sup>	SW846 3050B <sup>2</sup>
Copper	29.7	2.1	mg/kg	10	11/07/25	11/18/25 GS	SW846 6020B <sup>1</sup>	SW846 3050B <sup>2</sup>
Lead	79.5	0.52	mg/kg	10	11/07/25	11/18/25 GS	SW846 6020B <sup>1</sup>	SW846 3050B <sup>2</sup>
Nickel	15.5	2.1	mg/kg	10	11/07/25	11/18/25 GS	SW846 6020B <sup>1</sup>	SW846 3050B <sup>2</sup>
Selenium	0.27	0.21	mg/kg	10	11/07/25	11/18/25 GS	SW846 6020B <sup>1</sup>	SW846 3050B <sup>2</sup>
Silver	< 0.10	0.10	mg/kg	10	11/07/25	11/18/25 GS	SW846 6020B <sup>1</sup>	SW846 3050B <sup>2</sup>
Zinc	86.1	10	mg/kg	10	11/07/25	11/18/25 GS	SW846 6020B <sup>1</sup>	SW846 3050B <sup>2</sup>

(1) Instrument QC Batch: MA19852

(2) Prep QC Batch: MP44256

---

RL = Reporting Limit

## Report of Analysis



<b>Client Sample ID:</b> FL01-R@3'	<b>Date Sampled:</b> 11/06/25
<b>Lab Sample ID:</b> DA77034-2C	<b>Date Received:</b> 11/06/25
<b>Matrix:</b> SO - Soil	<b>Percent Solids:</b> 83.5
<b>Project:</b> CDH: Phillips 1	

### General Chemistry

Analyte	Result	RL	Units	DF	Analyzed	By	Method
<b>pH-saturated paste method</b>							
pH <sup>a</sup>	8.11		su	1	11/07/25 17:39	GC	WREP-125,4E-SATPASTE
<b>prep: DEPT.OF AG, BOOK N9</b>							
Specific Conductivity <sup>a</sup>	0.51	0.0010	mmhos/cm	1	11/07/25 18:08	GC	SM 2510B-2011 MOD
Chromium, Hexavalent <sup>b</sup>	< 0.49	0.49	mg/kg	1	12/08/25 11:07	ANJ	SW846 3060A/7199

(a) Saturated paste was generated on 11/07/25.

(b) Analysis performed at SGS Dayton, NJ.

RL = Reporting Limit

## Report of Analysis

<b>Client Sample ID:</b> BKG01@3.5'	<b>Date Sampled:</b> 11/06/25
<b>Lab Sample ID:</b> DA77034-3	<b>Date Received:</b> 11/06/25
<b>Matrix:</b> SO - Soil	<b>Percent Solids:</b> 93.2
<b>Project:</b> CDH: Phillips 1	

### Metals Analysis

Analyte	Result	RL	Units	DF	Prep	Analyzed By	Method	Prep Method
Arsenic	5.5	0.20	mg/kg	10	11/07/25	11/18/25 GS	SW846 6020B <sup>1</sup>	SW846 3050B <sup>2</sup>
Barium	239	2.0	mg/kg	10	11/07/25	11/18/25 GS	SW846 6020B <sup>1</sup>	SW846 3050B <sup>2</sup>
Cadmium	0.24	0.10	mg/kg	10	11/07/25	11/18/25 GS	SW846 6020B <sup>1</sup>	SW846 3050B <sup>2</sup>
Copper	12.8	2.0	mg/kg	10	11/07/25	11/18/25 GS	SW846 6020B <sup>1</sup>	SW846 3050B <sup>2</sup>
Lead	11.5	0.50	mg/kg	10	11/07/25	11/18/25 GS	SW846 6020B <sup>1</sup>	SW846 3050B <sup>2</sup>
Nickel	15.5	2.0	mg/kg	10	11/07/25	11/18/25 GS	SW846 6020B <sup>1</sup>	SW846 3050B <sup>2</sup>
Selenium	0.23	0.20	mg/kg	10	11/07/25	11/18/25 GS	SW846 6020B <sup>1</sup>	SW846 3050B <sup>2</sup>
Silver	< 0.10	0.10	mg/kg	10	11/07/25	11/18/25 GS	SW846 6020B <sup>1</sup>	SW846 3050B <sup>2</sup>
Zinc	48.5	10	mg/kg	10	11/07/25	11/18/25 GS	SW846 6020B <sup>1</sup>	SW846 3050B <sup>2</sup>

(1) Instrument QC Batch: MA19852

(2) Prep QC Batch: MP44256

RL = Reporting Limit

## Report of Analysis

<b>Client Sample ID:</b> BKG01@3.5'	<b>Date Sampled:</b> 11/06/25
<b>Lab Sample ID:</b> DA77034-3	<b>Date Received:</b> 11/06/25
<b>Matrix:</b> SO - Soil	<b>Percent Solids:</b> 93.2
<b>Project:</b> CDH: Phillips 1	

### General Chemistry

Analyte	Result	RL	Units	DF	Analyzed	By	Method
<b>%solids</b>							
Solids, Percent	93.2		%	1	11/06/25	JL	SM2540G-2011 M
<b>pH-saturated paste method</b>							
pH <sup>a</sup>	8.46		su	1	11/07/25 17:39	GC	WREP-125,4E-SATPASTE
<b>prep: DEPT.OF AG, BOOK N9</b>							
Specific Conductivity <sup>a</sup>	0.34	0.0010	mmhos/cm	1	11/07/25 18:08	GC	SM 2510B-2011 MOD
Chromium, Hexavalent <sup>b</sup>	< 0.42	0.42	mg/kg	1	12/08/25 17:11	ANJ	SW846 3060A/7199

(a) Saturated paste was generated on 11/07/25.

(b) Analysis performed at SGS Dayton, NJ.

RL = Reporting Limit

## Report of Analysis

<b>Client Sample ID:</b> BKG01@3.5'	<b>Date Sampled:</b> 11/06/25
<b>Lab Sample ID:</b> DA77034-3A	<b>Date Received:</b> 11/06/25
<b>Matrix:</b> SO - Soil	<b>Percent Solids:</b> 93.2
<b>Project:</b> CDH: Phillips 1	

### SAR Metals Analysis

Analyte	Result	RL	Units	DF	Prep	Analyzed By	Method	Prep Method
Calcium	17.1	6.0	mg/l	1	11/07/25	11/20/25 BR	SW846 6010C <sup>1</sup>	USDA HANDBOOK 60 <sup>2</sup>
Magnesium	31.1	3.0	mg/l	1	11/07/25	11/20/25 BR	SW846 6010C <sup>1</sup>	USDA HANDBOOK 60 <sup>2</sup>
Sodium	16.4	6.0	mg/l	1	11/07/25	11/20/25 BR	SW846 6010C <sup>1</sup>	USDA HANDBOOK 60 <sup>2</sup>

(1) Instrument QC Batch: MA19860

(2) Prep QC Batch: MP44268

RL = Reporting Limit

## Report of Analysis

<b>Client Sample ID:</b> BKG01@3.5'	<b>Date Sampled:</b> 11/06/25
<b>Lab Sample ID:</b> DA77034-3A	<b>Date Received:</b> 11/06/25
<b>Matrix:</b> SO - Soil	<b>Percent Solids:</b> 93.2
<b>Project:</b> CDH: Phillips 1	

### General Chemistry

Analyte	Result	RL	Units	DF	Analyzed	By	Method
Sodium Adsorption Ratio <sup>a</sup>	0.547		ratio	1	11/20/25 14:18	BR	USDA HANDBOOK 60

(a) Calculated as:  $(Na \text{ meq/L}) / \sqrt{[(Ca \text{ meq/L}) + (Mg \text{ meq/L})/2]}$

---

RL = Reporting Limit

## Report of Analysis

<b>Client Sample ID:</b> BKG01@3.5'	
<b>Lab Sample ID:</b> DA77034-3B	<b>Date Sampled:</b> 11/06/25
<b>Matrix:</b> SO - Soil	<b>Date Received:</b> 11/06/25
	<b>Percent Solids:</b> 93.2
<b>Project:</b> CDH: Phillips 1	

### Hot Water Soluble Boron Metals Analysis

Analyte	Result	RL	Units	DF	Prep	Analyzed By	Method	Prep Method
Boron	< 0.50	0.50	mg/l	1	11/08/25	11/21/25 BR	SW846 6010C <sup>1</sup>	HWS-B <sup>2</sup>

(1) Instrument QC Batch: MA19860

(2) Prep QC Batch: MP44255

---

RL = Reporting Limit

## Report of Analysis

<b>Client Sample ID:</b> BKG02@3.5'	<b>Date Sampled:</b> 11/06/25
<b>Lab Sample ID:</b> DA77034-4	<b>Date Received:</b> 11/06/25
<b>Matrix:</b> SO - Soil	<b>Percent Solids:</b> 93.2
<b>Project:</b> CDH: Phillips 1	

### Metals Analysis

Analyte	Result	RL	Units	DF	Prep	Analized By	Method	Prep Method
Arsenic	5.9	0.19	mg/kg	10	11/07/25	11/18/25 GS	SW846 6020B <sup>1</sup>	SW846 3050B <sup>2</sup>
Barium	129	1.9	mg/kg	10	11/07/25	11/18/25 GS	SW846 6020B <sup>1</sup>	SW846 3050B <sup>2</sup>
Cadmium	0.17	0.096	mg/kg	10	11/07/25	11/18/25 GS	SW846 6020B <sup>1</sup>	SW846 3050B <sup>2</sup>
Copper	10.3	1.9	mg/kg	10	11/07/25	11/18/25 GS	SW846 6020B <sup>1</sup>	SW846 3050B <sup>2</sup>
Lead	9.7	0.48	mg/kg	10	11/07/25	11/18/25 GS	SW846 6020B <sup>1</sup>	SW846 3050B <sup>2</sup>
Nickel	11.3	1.9	mg/kg	10	11/07/25	11/18/25 GS	SW846 6020B <sup>1</sup>	SW846 3050B <sup>2</sup>
Selenium	0.21	0.19	mg/kg	10	11/07/25	11/18/25 GS	SW846 6020B <sup>1</sup>	SW846 3050B <sup>2</sup>
Silver	< 0.096	0.096	mg/kg	10	11/07/25	11/18/25 GS	SW846 6020B <sup>1</sup>	SW846 3050B <sup>2</sup>
Zinc	40.0	9.6	mg/kg	10	11/07/25	11/18/25 GS	SW846 6020B <sup>1</sup>	SW846 3050B <sup>2</sup>

(1) Instrument QC Batch: MA19852

(2) Prep QC Batch: MP44256

RL = Reporting Limit

## Report of Analysis

<b>Client Sample ID:</b> BKG02@3.5'	<b>Date Sampled:</b> 11/06/25
<b>Lab Sample ID:</b> DA77034-4	<b>Date Received:</b> 11/06/25
<b>Matrix:</b> SO - Soil	<b>Percent Solids:</b> 93.2
<b>Project:</b> CDH: Phillips 1	

### General Chemistry

Analyte	Result	RL	Units	DF	Analyzed	By	Method
<b>%solids</b> Solids, Percent	93.2		%	1	11/06/25	JL	SM2540G-2011 M
<b>pH-saturated paste method</b> pH <sup>a</sup>	8.50		su	1	11/07/25 17:39	GC	WREP-125,4E-SATPASTE
<b>prep: DEPT.OF AG, BOOK N9</b> Specific Conductivity <sup>a</sup>	0.32	0.0010	mmhos/cm	1	11/07/25 18:08	GC	SM 2510B-2011 MOD
Chromium, Hexavalent <sup>b</sup>	< 0.42	0.42	mg/kg	1	12/08/25 17:27	ANJ	SW846 3060A/7199

(a) Saturated paste was generated on 11/07/25.

(b) Analysis performed at SGS Dayton, NJ.

RL = Reporting Limit

## Report of Analysis

<b>Client Sample ID:</b> BKG02@3.5'	<b>Date Sampled:</b> 11/06/25
<b>Lab Sample ID:</b> DA77034-4A	<b>Date Received:</b> 11/06/25
<b>Matrix:</b> SO - Soil	<b>Percent Solids:</b> 93.2
<b>Project:</b> CDH: Phillips 1	

### SAR Metals Analysis

Analyte	Result	RL	Units	DF	Prep	Analyzed By	Method	Prep Method
Calcium	13.8	6.0	mg/l	1	11/07/25	11/20/25 BR	SW846 6010C <sup>1</sup>	USDA HANDBOOK 60 <sup>2</sup>
Magnesium	28.6	3.0	mg/l	1	11/07/25	11/20/25 BR	SW846 6010C <sup>1</sup>	USDA HANDBOOK 60 <sup>2</sup>
Sodium	15.5	6.0	mg/l	1	11/07/25	11/20/25 BR	SW846 6010C <sup>1</sup>	USDA HANDBOOK 60 <sup>2</sup>

(1) Instrument QC Batch: MA19860

(2) Prep QC Batch: MP44268

RL = Reporting Limit

## Report of Analysis

<b>Client Sample ID:</b> BKG02@3.5'		<b>Date Sampled:</b> 11/06/25
<b>Lab Sample ID:</b> DA77034-4A		<b>Date Received:</b> 11/06/25
<b>Matrix:</b> SO - Soil		<b>Percent Solids:</b> 93.2
<b>Project:</b> CDH: Phillips 1		

### General Chemistry

Analyte	Result	RL	Units	DF	Analyzed	By	Method
Sodium Adsorption Ratio <sup>a</sup>	0.547		ratio	1	11/20/25 14:20	BR	USDA HANDBOOK 60

(a) Calculated as:  $(Na \text{ meq/L}) / \sqrt{[(Ca \text{ meq/L}) + (Mg \text{ meq/L})/2]}$

---

RL = Reporting Limit

## Report of Analysis

<b>Client Sample ID:</b> BKG02@3.5'	
<b>Lab Sample ID:</b> DA77034-4B	<b>Date Sampled:</b> 11/06/25
<b>Matrix:</b> SO - Soil	<b>Date Received:</b> 11/06/25
	<b>Percent Solids:</b> 93.2
<b>Project:</b> CDH: Phillips 1	

### Hot Water Soluble Boron Metals Analysis

Analyte	Result	RL	Units	DF	Prep	Analyzed By	Method	Prep Method
Boron	< 0.50	0.50	mg/l	1	11/08/25	11/21/25 BR	SW846 6010C <sup>1</sup>	HWS-B <sup>2</sup>

(1) Instrument QC Batch: MA19860

(2) Prep QC Batch: MP44255

---

RL = Reporting Limit

## Report of Analysis

<b>Client Sample ID:</b> BKG03@3.5'	<b>Date Sampled:</b> 11/06/25
<b>Lab Sample ID:</b> DA77034-5	<b>Date Received:</b> 11/06/25
<b>Matrix:</b> SO - Soil	<b>Percent Solids:</b> 93.5
<b>Project:</b> CDH: Phillips 1	

### Metals Analysis

Analyte	Result	RL	Units	DF	Prep	Analyzed By	Method	Prep Method
Arsenic	5.1	0.21	mg/kg	10	11/07/25	11/18/25 GS	SW846 6020B <sup>1</sup>	SW846 3050B <sup>2</sup>
Barium	176	2.1	mg/kg	10	11/07/25	11/18/25 GS	SW846 6020B <sup>1</sup>	SW846 3050B <sup>2</sup>
Cadmium	0.23	0.10	mg/kg	10	11/07/25	11/18/25 GS	SW846 6020B <sup>1</sup>	SW846 3050B <sup>2</sup>
Copper	12.2	2.1	mg/kg	10	11/07/25	11/18/25 GS	SW846 6020B <sup>1</sup>	SW846 3050B <sup>2</sup>
Lead	10.4	0.51	mg/kg	10	11/07/25	11/18/25 GS	SW846 6020B <sup>1</sup>	SW846 3050B <sup>2</sup>
Nickel	15.1	2.1	mg/kg	10	11/07/25	11/18/25 GS	SW846 6020B <sup>1</sup>	SW846 3050B <sup>2</sup>
Selenium	< 0.21	0.21	mg/kg	10	11/07/25	11/18/25 GS	SW846 6020B <sup>1</sup>	SW846 3050B <sup>2</sup>
Silver	< 0.10	0.10	mg/kg	10	11/07/25	11/18/25 GS	SW846 6020B <sup>1</sup>	SW846 3050B <sup>2</sup>
Zinc	46.9	10	mg/kg	10	11/07/25	11/18/25 GS	SW846 6020B <sup>1</sup>	SW846 3050B <sup>2</sup>

(1) Instrument QC Batch: MA19852

(2) Prep QC Batch: MP44256

RL = Reporting Limit

## Report of Analysis

<b>Client Sample ID:</b> BKG03@3.5'	<b>Date Sampled:</b> 11/06/25
<b>Lab Sample ID:</b> DA77034-5	<b>Date Received:</b> 11/06/25
<b>Matrix:</b> SO - Soil	<b>Percent Solids:</b> 93.5
<b>Project:</b> CDH: Phillips 1	

### General Chemistry

Analyte	Result	RL	Units	DF	Analyzed	By	Method
<b>%solids</b> Solids, Percent	93.5		%	1	11/06/25	JL	SM2540G-2011 M
<b>pH-saturated paste method</b> pH <sup>a</sup>	8.56		su	1	11/07/25 17:39	GC	WREP-125,4E-SATPASTE
<b>prep: DEPT.OF AG, BOOK N9</b> Specific Conductivity <sup>a</sup>	0.38	0.0010	mmhos/cm	1	11/07/25 18:08	GC	SM 2510B-2011 MOD
Chromium, Hexavalent <sup>b</sup>	< 0.44	0.44	mg/kg	1	12/08/25 17:43	ANJ	SW846 3060A/7199

(a) Saturated paste was generated on 11/07/25.

(b) Analysis performed at SGS Dayton, NJ.

RL = Reporting Limit

# Report of Analysis

<b>Client Sample ID:</b> BKG03@3.5'	<b>Date Sampled:</b> 11/06/25
<b>Lab Sample ID:</b> DA77034-5A	<b>Date Received:</b> 11/06/25
<b>Matrix:</b> SO - Soil	<b>Percent Solids:</b> 93.5
<b>Project:</b> CDH: Phillips 1	

## SAR Metals Analysis

Analyte	Result	RL	Units	DF	Prep	Analyzed By	Method	Prep Method
Calcium	13.3	6.0	mg/l	1	11/07/25	11/20/25 BR	SW846 6010C <sup>1</sup>	USDA HANDBOOK 60 <sup>2</sup>
Magnesium	17.5	3.0	mg/l	1	11/07/25	11/20/25 BR	SW846 6010C <sup>1</sup>	USDA HANDBOOK 60 <sup>2</sup>
Sodium	43.5	6.0	mg/l	1	11/07/25	11/20/25 BR	SW846 6010C <sup>1</sup>	USDA HANDBOOK 60 <sup>2</sup>

(1) Instrument QC Batch: MA19860

(2) Prep QC Batch: MP44268

RL = Reporting Limit

## Report of Analysis

<b>Client Sample ID:</b> BKG03@3.5'	<b>Date Sampled:</b> 11/06/25
<b>Lab Sample ID:</b> DA77034-5A	<b>Date Received:</b> 11/06/25
<b>Matrix:</b> SO - Soil	<b>Percent Solids:</b> 93.5
<b>Project:</b> CDH: Phillips 1	

### General Chemistry

Analyte	Result	RL	Units	DF	Analyzed	By	Method
Sodium Adsorption Ratio <sup>a</sup>	1.85		ratio	1	11/20/25 14:21	BR	USDA HANDBOOK 60

(a) Calculated as:  $(Na \text{ meq/L}) / \sqrt{[(Ca \text{ meq/L}) + (Mg \text{ meq/L})/2]}$

---

RL = Reporting Limit

## Report of Analysis

<b>Client Sample ID:</b> BKG03@3.5'	
<b>Lab Sample ID:</b> DA77034-5B	<b>Date Sampled:</b> 11/06/25
<b>Matrix:</b> SO - Soil	<b>Date Received:</b> 11/06/25
	<b>Percent Solids:</b> 93.5
<b>Project:</b> CDH: Phillips 1	

### Hot Water Soluble Boron Metals Analysis

Analyte	Result	RL	Units	DF	Prep	Analyzed By	Method	Prep Method
Boron	< 0.50	0.50	mg/l	1	11/08/25	11/21/25 BR	SW846 6010C <sup>1</sup>	HWS-B <sup>2</sup>

(1) Instrument QC Batch: MA19860

(2) Prep QC Batch: MP44255

---

RL = Reporting Limit

Misc. Forms

Custody Documents and Other Forms

Includes the following where applicable:

- Chain of Custody



## SGS Sample Receipt Summary

Job Number: da77034

Client: CDH

Project: PHILLIPS 1

Date / Time Received: 11/6/2025 6:30:00 PM

Delivery Method: co

Airbill #'s: \_\_\_\_\_

Cooler Temps (Raw Measured) °C: Cooler 1: (4.0);

Cooler Temps (Corrected) °C: Cooler 1: (4.0);

**Cooler Informatio**

Y or N

- 1. Custody Seals Present:
- 2. Custody Seals Intact:
- 3. Temp criteria achieved:
- 4. Cooler temp verification: IR Gun
- 5. Cooler media: Ice (Bag)

**Trip Blank Information**

Y or N N/A

- 1. Trip Blank present / cooler:
- 2. Trip Blank listed on COC:

W or S N/A

- 3. Type of TB Received

**Sample Information**

Y or N N/A

- 1. Sample labels present on bottles:
- 2. Samples presented properly
- 3. Sufficient volume/containers recv'd for analysis
- 4. Condition of sample: Intact
- 5. Sample recv'd within HT
- 6. Dates/Times/IDs on COC match sample label
- 7. VOCs have headspace
- 8. Bottles received for unspecified tests
- 9. Compositing instructions clear
- 10. Voa Soil Kits/Jars received past 48hrs?
- 11. % Solids Jar Received?
- 12. Residual Chlorine Present?

**Misc Information**

Number of Encores: 25 Gram 5 Gram Number of Lab Filtered Metals  
 Test Strip Lot #: pH 0-3: \_\_\_\_\_ pH 10-12: \_\_\_\_\_ Other: (Specify) \_\_\_\_\_  
 Residual Chlorine Test Strip Lot \_\_\_\_\_

Comments 8260 samples will be in freezer by 7PM.

SM001

Rev. Date 05/04/17

Technician: JADENC

Date: 11/6/2025 3:07:10 PM

Reviewer: \_\_\_\_\_

Date: \_\_\_\_\_

**DA77034: Chain of Custody**

Page 2 of 2

4.1  
4

## MS Volatiles

5

### QC Data Summaries

---

Includes the following where applicable:

- Method Blank Summaries
- Blank Spike Summaries
- Matrix Spike and Duplicate Summaries

## Method Blank Summary

**Job Number:** DA77034  
**Account:** CHEVRCOG Chevron USA, Inc.  
**Project:** CDH: Phillips 1

Sample	File ID	DF	Analyzed	By	Prep Date	Prep Batch	Analytical Batch
V5V4568-MB	5V96415.D	1	11/13/25	MB	n/a	n/a	V5V4568

The QC reported here applies to the following samples:

Method: SW846 8260D

DA77034-1, DA77034-2

CAS No.	Compound	Result	RL	Units	Q
71-43-2	Benzene	ND	1.0	ug/kg	
100-41-4	Ethylbenzene	ND	2.0	ug/kg	
108-88-3	Toluene	ND	2.0	ug/kg	
95-63-6	1,2,4-Trimethylbenzene	ND	2.0	ug/kg	
108-67-8	1,3,5-Trimethylbenzene	ND	2.0	ug/kg	
	m,p-Xylene	ND	2.0	ug/kg	
95-47-6	o-Xylene	ND	2.0	ug/kg	
1330-20-7	Xylene (total)	ND	2.0	ug/kg	
	TPH-GRO (C6-C10)	ND	200	ug/kg	

CAS No.	Surrogate Recoveries	Limits	
1868-53-7	Dibromofluoromethane	96%	70-130%
2037-26-5	Toluene-D8	97%	70-130%
460-00-4	4-Bromofluorobenzene	98%	70-130%
17060-07-0	1,2-Dichloroethane-D4	98%	70-130%

# Blank Spike Summary

**Job Number:** DA77034  
**Account:** CHEVRCOG Chevron USA, Inc.  
**Project:** CDH: Phillips 1

Sample	File ID	DF	Analyzed	By	Prep Date	Prep Batch	Analytical Batch
V5V4568-BS	5V96413.D	1	11/13/25	MB	n/a	n/a	V5V4568

The QC reported here applies to the following samples:

Method: SW846 8260D

DA77034-1, DA77034-2

CAS No.	Compound	Spike ug/kg	BSP ug/kg	BSP %	Limits
71-43-2	Benzene	50	44.8	90	70-130
100-41-4	Ethylbenzene	50	45.1	90	70-130
108-88-3	Toluene	50	45.1	90	70-130
95-63-6	1,2,4-Trimethylbenzene	50	44.2	88	70-134
108-67-8	1,3,5-Trimethylbenzene	50	43.1	86	70-134
	m,p-Xylene	100	87.3	87	70-130
95-47-6	o-Xylene	50	46.4	93	70-136
1330-20-7	Xylene (total)	150	134	89	70-131

CAS No.	Surrogate Recoveries	BSP	Limits
1868-53-7	Dibromofluoromethane	93%	70-130%
2037-26-5	Toluene-D8	96%	70-130%
460-00-4	4-Bromofluorobenzene	90%	70-130%
17060-07-0	1,2-Dichloroethane-D4	93%	70-130%

\* = Outside of Control Limits.

# Blank Spike Summary

**Job Number:** DA77034  
**Account:** CHEVRCOG Chevron USA, Inc.  
**Project:** CDH: Phillips 1

Sample	File ID	DF	Analyzed	By	Prep Date	Prep Batch	Analytical Batch
V5V4568-BS	5V96414.D	1	11/13/25	MB	n/a	n/a	V5V4568

The QC reported here applies to the following samples:

Method: SW846 8260D

DA77034-1, DA77034-2

CAS No.	Compound	Spike ug/kg	BSP ug/kg	BSP %	Limits
	TPH-GRO (C6-C10)	2000	1770	89	64-144

CAS No.	Surrogate Recoveries	BSP	Limits
1868-53-7	Dibromofluoromethane	92%	70-130%
2037-26-5	Toluene-D8	96%	70-130%
460-00-4	4-Bromofluorobenzene	92%	70-130%
17060-07-0	1,2-Dichloroethane-D4	97%	70-130%

\* = Outside of Control Limits.

# Matrix Spike/Matrix Spike Duplicate Summary

**Job Number:** DA77034  
**Account:** CHEVRCOG Chevron USA, Inc.  
**Project:** CDH: Phillips 1

Sample	File ID	DF	Analyzed	By	Prep Date	Prep Batch	Analytical Batch
DA77190-1MS	5V96418.D	1	11/13/25	MB	n/a	n/a	V5V4568
DA77190-1MSD	5V96419.D	1	11/13/25	MB	n/a	n/a	V5V4568
DA77190-1	5V96416.D	1	11/13/25	MB	n/a	n/a	V5V4568

The QC reported here applies to the following samples:

Method: SW846 8260D

DA77034-1, DA77034-2

CAS No.	Compound	DA77190-1 ug/kg	Spike Q ug/kg	MS ug/kg	MS %	Spike ug/kg	MSD ug/kg	MSD %	RPD	Limits Rec/RPD
71-43-2	Benzene	< 1.0	50.7	38.5	76	50.4	39.5	78	3	44-150/44
100-41-4	Ethylbenzene	< 2.1	50.7	38.9	77	50.4	40.5	80	4	41-149/49
108-88-3	Toluene	< 2.1	50.7	38.6	76	50.4	40.4	80	5	40-149/47
95-63-6	1,2,4-Trimethylbenzene	< 2.1	50.7	36.8	73	50.4	39.9	79	8	26-164/57
108-67-8	1,3,5-Trimethylbenzene	< 2.1	50.7	38.3	75	50.4	40.1	80	5	30-161/60
	m,p-Xylene	< 2.1	101	74.7	74	101	77.2	77	3	36-152/49
95-47-6	o-Xylene	< 2.1	50.7	39.0	77	50.4	41.0	81	5	33-168/49
1330-20-7	Xylene (total)	< 2.1	152	114	75	151	118	78	3	36-157/49

CAS No.	Surrogate Recoveries	MS	MSD	DA77190-1	Limits
1868-53-7	Dibromofluoromethane	97%	94%	99%	70-130%
2037-26-5	Toluene-D8	97%	97%	93%	70-130%
460-00-4	4-Bromofluorobenzene	89%	91%	95%	70-130%
17060-07-0	1,2-Dichloroethane-D4	100%	99%	103%	70-130%

\* = Outside of Control Limits.

5.3.1  
5

# Matrix Spike/Matrix Spike Duplicate Summary

**Job Number:** DA77034  
**Account:** CHEVRCOG Chevron USA, Inc.  
**Project:** CDH: Phillips 1

Sample	File ID	DF	Analyzed	By	Prep Date	Prep Batch	Analytical Batch
DA77190-2MS	5V96420.D	1	11/13/25	MB	n/a	n/a	V5V4568
DA77190-2MSD	5V96421.D	1	11/13/25	MB	n/a	n/a	V5V4568
DA77190-2	5V96417.D	1	11/13/25	MB	n/a	n/a	V5V4568

The QC reported here applies to the following samples:

Method: SW846 8260D

DA77034-1, DA77034-2

CAS No.	Compound	DA77190-2 ug/kg	Spike Q ug/kg	MS ug/kg	MS %	Spike ug/kg	MSD ug/kg	MSD %	RPD	Limits Rec/RPD
	TPH-GRO (C6-C10)	< 200	2070	1760	85	2090	1770	85	1	18-158/83

CAS No.	Surrogate Recoveries	MS	MSD	DA77190-2	Limits
1868-53-7	Dibromofluoromethane	95%	95%	99%	70-130%
2037-26-5	Toluene-D8	98%	97%	94%	70-130%
460-00-4	4-Bromofluorobenzene	93%	96%	94%	70-130%
17060-07-0	1,2-Dichloroethane-D4	98%	101%	114%	70-130%

\* = Outside of Control Limits.

5.3.2  
5

MS Semi-volatiles

QC Data Summaries

Includes the following where applicable:

- Method Blank Summaries
- Blank Spike Summaries
- Matrix Spike and Duplicate Summaries

# Method Blank Summary

**Job Number:** DA77034  
**Account:** CHEVRCOG Chevron USA, Inc.  
**Project:** CDH: Phillips 1

Sample	File ID	DF	Analyzed	By	Prep Date	Prep Batch	Analytical Batch
OP29209-MB	9G002520.D	1	11/11/25	TH	11/08/25	OP29209	E9G101

The QC reported here applies to the following samples:

Method: SW846 8270E

DA77034-1, DA77034-2

CAS No.	Compound	Result	RL	Units	Q
83-32-9	Acenaphthene	ND	4.0	ug/kg	
120-12-7	Anthracene	ND	4.0	ug/kg	
56-55-3	Benzo(a)anthracene	ND	5.0	ug/kg	
205-99-2	Benzo(b)fluoranthene	ND	4.0	ug/kg	
207-08-9	Benzo(k)fluoranthene	ND	4.0	ug/kg	
50-32-8	Benzo(a)pyrene	ND	4.0	ug/kg	
218-01-9	Chrysene	ND	4.0	ug/kg	
53-70-3	Dibenzo(a,h)anthracene	ND	4.0	ug/kg	
206-44-0	Fluoranthene	ND	4.0	ug/kg	
86-73-7	Fluorene	ND	4.0	ug/kg	
193-39-5	Indeno(1,2,3-cd)pyrene	ND	4.0	ug/kg	
90-12-0	1-Methylnaphthalene	ND	4.0	ug/kg	
91-57-6	2-Methylnaphthalene	ND	4.0	ug/kg	
91-20-3	Naphthalene	ND	2.0	ug/kg	
129-00-0	Pyrene	ND	4.0	ug/kg	

CAS No.	Surrogate Recoveries	Limits	
321-60-8	2-Fluorobiphenyl	113%	22-138%
4165-60-0	Nitrobenzene-d5	135%	32-143%
1718-51-0	Terphenyl-d14	111%	48-149%

# Blank Spike Summary

**Job Number:** DA77034  
**Account:** CHEVRCOG Chevron USA, Inc.  
**Project:** CDH: Phillips 1

Sample	File ID	DF	Analyzed	By	Prep Date	Prep Batch	Analytical Batch
OP29209-BS	7G005931.D	1	11/12/25	TH	11/08/25	OP29209	E7G226

The QC reported here applies to the following samples:

Method: SW846 8270E

DA77034-1, DA77034-2

CAS No.	Compound	Spike ug/kg	BSP ug/kg	BSP %	Limits
83-32-9	Acenaphthene	200	184	92	46-152
120-12-7	Anthracene	200	209	105	65-147
56-55-3	Benzo(a)anthracene	200	230	115	64-144
205-99-2	Benzo(b)fluoranthene	200	215	108	70-154
207-08-9	Benzo(k)fluoranthene	200	220	110	70-158
50-32-8	Benzo(a)pyrene	200	169	85	64-159
218-01-9	Chrysene	200	208	104	70-156
53-70-3	Dibenzo(a,h)anthracene	200	220	110	63-156
206-44-0	Fluoranthene	200	217	109	62-155
86-73-7	Fluorene	200	181	91	55-151
193-39-5	Indeno(1,2,3-cd)pyrene	200	219	110	67-156
90-12-0	1-Methylnaphthalene	200	168	84	21-168
91-57-6	2-Methylnaphthalene	200	167	84	18-161
91-20-3	Naphthalene	200	160	80	2-173
129-00-0	Pyrene	200	204	102	61-158

CAS No.	Surrogate Recoveries	BSP	Limits
321-60-8	2-Fluorobiphenyl	111%	22-138%
4165-60-0	Nitrobenzene-d5	99%	32-143%
1718-51-0	Terphenyl-d14	119%	48-149%

\* = Outside of Control Limits.

# Matrix Spike/Matrix Spike Duplicate Summary

**Job Number:** DA77034  
**Account:** CHEVRCOG Chevron USA, Inc.  
**Project:** CDH: Phillips 1

Sample	File ID	DF	Analyzed	By	Prep Date	Prep Batch	Analytical Batch
OP29209-MS	9G002522.D	1	11/11/25	TH	11/08/25	OP29209	E9G101
OP29209-MSD	9G002523.D	1	11/11/25	TH	11/08/25	OP29209	E9G101
DA77007-3	9G002524.D	1	11/11/25	TH	11/08/25	OP29209	E9G101

The QC reported here applies to the following samples:

Method: SW846 8270E

DA77034-1, DA77034-2

CAS No.	Compound	DA77007-3 ug/kg	Spike Q ug/kg	MS ug/kg	MS %	Spike ug/kg	MSD ug/kg	MSD %	RPD	Limits Rec/RPD
83-32-9	Acenaphthene	< 4.5	227	218	96	227	203	89	7	30-148/32
120-12-7	Anthracene	< 4.5	227	240	106	227	223	98	7	40-148/33
56-55-3	Benzo(a)anthracene	< 5.6	227	235	103	227	201	88	16	44-144/32
205-99-2	Benzo(b)fluoranthene	< 4.5	227	267	117	227	202	89	28	36-166/43
207-08-9	Benzo(k)fluoranthene	< 4.5	227	260	114	227	200	88	26	43-165/41
50-32-8	Benzo(a)pyrene	< 4.5	227	264	116	227	196	86	30	41-161/37
218-01-9	Chrysene	< 4.5	227	253	111	227	231	102	9	52-152/32
53-70-3	Dibenzo(a,h)anthracene	< 4.5	227	256	113	227	185	81	32	42-155/36
206-44-0	Fluoranthene	< 4.5	227	251	110	227	229	101	9	40-151/34
86-73-7	Fluorene	< 4.5	227	229	101	227	213	94	7	34-149/34
193-39-5	Indeno(1,2,3-cd)pyrene	2.6	227	242	105	227	174	75	33	41-156/37
90-12-0	1-Methylnaphthalene	< 4.5	227	215	95	227	196	86	9	23-149/36
91-57-6	2-Methylnaphthalene	< 4.5	227	216	95	227	193	85	11	18-144/35
91-20-3	Naphthalene	< 2.2	227	238	105	227	212	93	12	18-150/32
129-00-0	Pyrene	< 4.5	227	330	145	227	208	91	45* a	38-156/33

CAS No.	Surrogate Recoveries	MS	MSD	DA77007-3	Limits
321-60-8	2-Fluorobiphenyl	96%	105%	99%	22-138%
4165-60-0	Nitrobenzene-d5	109%	116%	111%	32-143%
1718-51-0	Terphenyl-d14	135%	93%	100%	48-149%

(a) Result exceeds laboratory precision limits.

\* = Outside of Control Limits.

GC/LC Semi-volatiles

QC Data Summaries

---

Includes the following where applicable:

- Method Blank Summaries
- Blank Spike Summaries
- Matrix Spike and Duplicate Summaries

# Method Blank Summary

**Job Number:** DA77034  
**Account:** CHEVRCOG Chevron USA, Inc.  
**Project:** CDH: Phillips 1

Sample	File ID	DF	Analyzed	By	Prep Date	Prep Batch	Analytical Batch
OP29204-MB	FP089028.D	1	11/11/25	JB	11/07/25	OP29204	GFP2528

The QC reported here applies to the following samples:

Method: SW846-8015C

DA77034-1, DA77034-2

CAS No.	Compound	Result	RL	Units	Q
	TPH-DRO (C10-C28)	ND	4.0	mg/kg	
	TPH-ORO (> C28-C36)	ND	6.0	mg/kg	

CAS No.	Surrogate Recoveries	Limits
84-15-1	o-Terphenyl	97% 20-142%

# Blank Spike Summary

**Job Number:** DA77034  
**Account:** CHEVRCOG Chevron USA, Inc.  
**Project:** CDH: Phillips 1

Sample	File ID	DF	Analyzed	By	Prep Date	Prep Batch	Analytical Batch
OP29204-BS1	FP089029.D	1	11/11/25	JB	11/07/25	OP29204	GFP2528

The QC reported here applies to the following samples:

Method: SW846-8015C

DA77034-1, DA77034-2

CAS No.	Compound	Spike mg/kg	BSP mg/kg	BSP %	Limits
	TPH-DRO (C10-C28)	200	225	113	70-130

CAS No.	Surrogate Recoveries	BSP	Limits
84-15-1	o-Terphenyl	106%	20-142%

\* = Outside of Control Limits.

# Blank Spike Summary

**Job Number:** DA77034  
**Account:** CHEVRCOG Chevron USA, Inc.  
**Project:** CDH: Phillips 1

Sample	File ID	DF	Analyzed	By	Prep Date	Prep Batch	Analytical Batch
OP29204-BS2	FP089030.D	1	11/11/25	JB	11/07/25	OP29204	GFP2528

The QC reported here applies to the following samples:

Method: SW846-8015C

DA77034-1, DA77034-2

CAS No.	Compound	Spike mg/kg	BSP mg/kg	BSP %	Limits
	TPH-ORO (> C28-C36)	200	251	126	70-138

CAS No.	Surrogate Recoveries	BSP	Limits
84-15-1	o-Terphenyl	96%	20-142%

\* = Outside of Control Limits.

# Matrix Spike/Matrix Spike Duplicate Summary

**Job Number:** DA77034  
**Account:** CHEVRCOG Chevron USA, Inc.  
**Project:** CDH: Phillips 1

Sample	File ID	DF	Analyzed	By	Prep Date	Prep Batch	Analytical Batch
OP29204-MS1	FP089031.D	1	11/11/25	JB	11/07/25	OP29204	GFP2528
OP29204-MSD1	FP089032.D	1	11/11/25	JB	11/07/25	OP29204	GFP2528
DA77007-1	FP089035.D	1	11/11/25	JB	11/07/25	OP29204	GFP2528

The QC reported here applies to the following samples:

Method: SW846-8015C

DA77034-1, DA77034-2

CAS No.	Compound	DA77007-1 mg/kg	Spike Q	MS mg/kg	MS %	Spike mg/kg	MSD mg/kg	MSD %	RPD	Limits Rec/RPD
	TPH-DRO (C10-C28)	< 4.1	200	214	107	207	220	106	3	59-130/30

CAS No.	Surrogate Recoveries	MS	MSD	DA77007-1	Limits
84-15-1	o-Terphenyl	104%	92%	91%	20-142%

\* = Outside of Control Limits.

# Matrix Spike/Matrix Spike Duplicate Summary

**Job Number:** DA77034  
**Account:** CHEVRCOG Chevron USA, Inc.  
**Project:** CDH: Phillips 1

Sample	File ID	DF	Analyzed	By	Prep Date	Prep Batch	Analytical Batch
OP29204-MS2	FP089033.D	1	11/11/25	JB	11/07/25	OP29204	GFP2528
OP29204-MSD2	FP089034.D	1	11/11/25	JB	11/07/25	OP29204	GFP2528
DA77007-2	FP089036.D	1	11/11/25	JB	11/07/25	OP29204	GFP2528

The QC reported here applies to the following samples:

Method: SW846-8015C

DA77034-1, DA77034-2

CAS No.	Compound	DA77007-2 mg/kg	Spike Q mg/kg	MS mg/kg	MS %	Spike mg/kg	MSD mg/kg	MSD %	RPD	Limits Rec/RPD
	TPH-ORO (> C28-C36)	< 6.6	230	285	124	216	252	117	12	70-153/30

CAS No.	Surrogate Recoveries	MS	MSD	DA77007-2	Limits
84-15-1	o-Terphenyl	102%	92%	96%	20-142%

\* = Outside of Control Limits.

## Metals Analysis

---

### QC Data Summaries

---

Includes the following where applicable:

- Method Blank Summaries
- Matrix Spike and Duplicate Summaries
- Blank Spike and Lab Control Sample Summaries
- Serial Dilution Summaries

BLANK RESULTS SUMMARY  
Part 2 - Method Blanks

Login Number: DA77034  
Account: CHEVROG - Chevron USA, Inc.  
Project: CDH: Phillips 1

QC Batch ID: MP44255  
Matrix Type: AQUEOUS

Methods: SW846 6010C  
Units: ug/l

Prep Date: 11/08/25

Metal	RL	IDL	MDL	MB raw	final
Aluminum	500	9.9	75		
Antimony	150	30	34		
Arsenic	130	11	23		
Barium	50	.95	6.5		
Beryllium	50	.5	6.5		
Boron	250	6.3	32	-6.5	<250
Cadmium	50	1.1	6.5		
Calcium	2000	28	250		
Chromium	50	3.4	6.5		
Cobalt	25	4.1	3.2		
Copper	50	2.5	6.5		
Iron	350	9.3	60		
Lead	250	21	32		
Lithium	25	10	6.5		
Magnesium	1000	35	130		
Manganese	25	.85	3.2		
Molybdenum	50	13	14		
Nickel	150	5.7	19		
Phosphorus	500	58	80		
Potassium	5000	180	630		
Selenium	250	46	110		
Silicon	1000	210	750		
Silver	150	2.8	19		
Sodium	2000	43	250		
Strontium	25	.5	3.2		
Thallium	50	30	22		
Tin	300	17	260		
Titanium	50	2.2	6.5		
Uranium	250	57	43		
Vanadium	50	5.2	6.5		
Zinc	150	3.4	19		

Associated samples MP44255: DA77034-1B, DA77034-2B, DA77034-3B, DA77034-4B, DA77034-5B

Results < IDL are shown as zero for calculation purposes  
(\* ) Outside of QC limits

BLANK RESULTS SUMMARY  
Part 2 - Method Blanks

Login Number: DA77034  
Account: CHEVRCOG - Chevron USA, Inc.  
Project: CDH: Phillips 1


QC Batch ID: MP44255  
Matrix Type: AQUEOUS

Methods: SW846 6010C  
Units: ug/l

Prep Date: 11/08/25

Metal	RL	IDL	MDL	MB raw	final
-------	----	-----	-----	-----------	-------

(anr) Analyte not requested



8.1.1  
8

MATRIX SPIKE AND DUPLICATE RESULTS SUMMARY

Login Number: DA77034  
 Account: CHEVRCOG - Chevron USA, Inc.  
 Project: CDH: Phillips 1

QC Batch ID: MP44255  
 Matrix Type: AQUEOUS

Methods: SW846 6010C  
 Units: ug/l

Prep Date: 11/08/25 11/08/25

Metal	DA77041-10B Original	DUP	RPD	QC Limits	DA77041-10B Original MS	Spikelot ICPALL6	% Rec	QC Limits	
Aluminum									
Antimony									
Arsenic									
Barium									
Beryllium									
Boron	0.0	10.5	200.0(a)	0-20	0.0	9180	10000	91.8	75-125
Cadmium									
Calcium									
Chromium									
Cobalt									
Copper									
Iron									
Lead									
Lithium									
Magnesium									
Manganese									
Molybdenum									
Nickel									
Phosphorus									
Potassium									
Selenium									
Silicon									
Silver									
Sodium									
Strontium									
Thallium									
Tin									
Titanium									
Uranium									
Vanadium									
Zinc									

Associated samples MP44255: DA77034-1B, DA77034-2B, DA77034-3B, DA77034-4B, DA77034-5B

Results < IDL are shown as zero for calculation purposes  
 (\*) Outside of QC limits

8.12  
8

MATRIX SPIKE AND DUPLICATE RESULTS SUMMARY

Login Number: DA77034  
 Account: CHEVRCOG - Chevron USA, Inc.  
 Project: CDH: Phillips 1

QC Batch ID: MP44255  
 Matrix Type: AQUEOUS

Methods: SW846 6010C  
 Units: ug/l

Prep Date: 11/08/25 11/08/25

Metal	DA77041-10B Original DUP	RPD	QC Limits	DA77041-10B Original MS	Spikelot ICPALL6	% Rec	QC Limits
-------	-----------------------------	-----	--------------	----------------------------	---------------------	-------	--------------

(N) Matrix Spike Rec. outside of QC limits  
 (anr) Analyte not requested  
 (a) RPD acceptable due to low duplicate and sample concentrations.

8.1.2  
 8

SPIKE BLANK AND LAB CONTROL SAMPLE SUMMARY

Login Number: DA77034  
 Account: CHEVRCOG - Chevron USA, Inc.  
 Project: CDH: Phillips 1

QC Batch ID: MP44255  
 Matrix Type: AQUEOUS

Methods: SW846 6010C  
 Units: ug/l

Prep Date: 11/08/25

Metal	BSP Result	Spikelot ICPALL6	% Rec	QC Limits
Aluminum				
Antimony				
Arsenic				
Barium				
Beryllium				
Boron	8420	10000	84.2	80-120
Cadmium				
Calcium				
Chromium				
Cobalt				
Copper				
Iron				
Lead				
Lithium				
Magnesium				
Manganese				
Molybdenum				
Nickel				
Phosphorus				
Potassium				
Selenium				
Silicon				
Silver				
Sodium				
Strontium				
Thallium				
Tin				
Titanium				
Uranium				
Vanadium				
Zinc				

Associated samples MP44255: DA77034-1B, DA77034-2B, DA77034-3B, DA77034-4B, DA77034-5B

Results < IDL are shown as zero for calculation purposes  
 (\*) Outside of QC limits

8.1.3  
8

SPIKE BLANK AND LAB CONTROL SAMPLE SUMMARY

Login Number: DA77034  
Account: CHEVRCOG - Chevron USA, Inc.  
Project: CDH: Phillips 1


QC Batch ID: MP44255  
Matrix Type: AQUEOUS

Methods: SW846 6010C  
Units: ug/l

Prep Date: 11/08/25

Metal	BSP Result	Spikelot ICPALL6	% Rec	QC Limits
-------	---------------	---------------------	-------	--------------

(anr) Analyte not requested



8.1.3  
8

SERIAL DILUTION RESULTS SUMMARY

Login Number: DA77034  
 Account: CHEVRCOG - Chevron USA, Inc.  
 Project: CDH: Phillips 1

QC Batch ID: MP44255  
 Matrix Type: AQUEOUS

Methods: SW846 6010C  
 Units: ug/l

Prep Date: 11/08/25

Metal	DA77041-10B Original SDL 1:5	%DIF	QC Limits
-------	---------------------------------	------	--------------

Aluminum			
Antimony			
Arsenic			
Barium			
Beryllium			
Boron	0.00	0.00	NC 0-10
Cadmium			
Calcium			
Chromium			
Cobalt			
Copper			
Iron			
Lead			
Lithium			
Magnesium			
Manganese			
Molybdenum			
Nickel			
Phosphorus			
Potassium			
Selenium			
Silicon			
Silver			
Sodium			
Strontium			
Thallium			
Tin			
Titanium			
Uranium			
Vanadium			
Zinc			

Associated samples MP44255: DA77034-1B, DA77034-2B, DA77034-3B, DA77034-4B, DA77034-5B

Results < IDL are shown as zero for calculation purposes  
 (\*) Outside of QC limits

8.1.4  
8

SERIAL DILUTION RESULTS SUMMARY

Login Number: DA77034  
Account: CHEVRCOG - Chevron USA, Inc.  
Project: CDH: Phillips 1


QC Batch ID: MP44255  
Matrix Type: AQUEOUS

Methods: SW846 6010C  
Units: ug/l

Prep Date: 11/08/25

Metal	DA77041-10B	QC
	Original SDL 1:5 %DIF	Limits

(anr) Analyte not requested



8.1.4

8

BLANK RESULTS SUMMARY  
Part 2 - Method Blanks

Login Number: DA77034  
Account: CHEVRCOG - Chevron USA, Inc.  
Project: CDH: Phillips 1

QC Batch ID: MP44256  
Matrix Type: SOLID

Methods: SW846 6020B  
Units: mg/kg

Prep Date: 11/07/25

Metal	RL	IDL	MDL	MB raw	final
Aluminum	50	.52	5		
Antimony	0.40	.01	.05		
Arsenic	0.20	.05	.05	0.049	<0.20
Barium	2.0	.096	.24	0.082	<2.0
Beryllium	0.20	.077	.04		
Boron	40	18	10		
Cadmium	0.10	.03	.04	0.00096	<0.10
Calcium	400	25	30		
Chromium	2.0	.087	.6		
Cobalt	0.20	.04	.025		
Copper	2.0	.05	.25	0.043	<2.0
Iron	20	1.6	15		
Lead	0.50	.094	.2	-0.036	<0.50
Magnesium	100	10	10		
Manganese	1.0	.079	.2		
Molybdenum	1.0	.037	.27		
Nickel	2.0	.098	.2	-0.37	<2.0
Phosphorus	60	7.6	25		
Potassium	200	2	25		
Selenium	0.20	.05	.05	0.0074	<0.20
Silver	0.10	.0081	.03	0.0011	<0.10
Sodium	500	10	30		
Strontium	20	.1	1		
Thallium	0.20	.032	.04		
Tin	10	.22	4		
Titanium	2.0	.05	.3		
Uranium	0.20	.015	.1		
Vanadium	1.0	.14	.2		
Zinc	10	.05	1	0.45	<10

Associated samples MP44256: DA77034-3, DA77034-4, DA77034-5, DA77034-1C, DA77034-2C

Results < IDL are shown as zero for calculation purposes  
(\* ) Outside of QC limits  
(anr) Analyte not requested

8.2.1  
8

MATRIX SPIKE AND DUPLICATE RESULTS SUMMARY

Login Number: DA77034  
 Account: CHEVRCOG - Chevron USA, Inc.  
 Project: CDH: Phillips 1

QC Batch ID: MP44256  
 Matrix Type: SOLID

Methods: SW846 6020B  
 Units: mg/kg

Prep Date: 11/07/25

Metal	DA77041-10 Original MS		Spike/lot ICPMS6	% Rec	QC Limits
Aluminum					
Antimony					
Arsenic	1.8	95.7	91.1	103.0	75-125
Barium	28.3	226	182	108.5	75-125
Beryllium					
Boron					
Cadmium	0.031	49.7	45.6	109.0	75-125
Calcium					
Chromium					
Cobalt					
Copper	1.2	49.6	45.6	106.2	75-125
Iron					
Lead	7.1	100	91.1	101.9	75-125
Magnesium					
Manganese					
Molybdenum					
Nickel	0.86	48.5	45.6	104.5	75-125
Phosphorus					
Potassium					
Selenium	0.091	92.4	91.1	101.3	75-125
Silver	0.0	19.5	18.2	107.0	75-125
Sodium					
Strontium					
Thallium					
Tin					
Titanium					
Uranium					
Vanadium					
Zinc	5.8	54.2	45.6	106.2	75-125

Associated samples MP44256: DA77034-3, DA77034-4, DA77034-5, DA77034-1C, DA77034-2C

Results < IDL are shown as zero for calculation purposes  
 (\*) Outside of QC limits  
 (N) Matrix Spike Rec. outside of QC limits  
 (anr) Analyte not requested

8.2.2  
8

MATRIX SPIKE AND DUPLICATE RESULTS SUMMARY

Login Number: DA77034  
 Account: CHEVRCOG - Chevron USA, Inc.  
 Project: CDH: Phillips 1

QC Batch ID: MP44256  
 Matrix Type: SOLID

Methods: SW846 6020B  
 Units: mg/kg

Prep Date: 11/07/25

Metal	DA77041-10 Original MSD		Spike ICPMS6	lot % Rec	MSD RPD	QC Limit
Aluminum						
Antimony						
Arsenic	1.8	116	109	104.6	19.2	20
Barium	28.3	263	218	107.5	15.1	20
Beryllium						
Boron						
Cadmium	0.031	58.7	54.6	107.5	16.6	20
Calcium						
Chromium						
Cobalt						
Copper	1.2	59.2	54.6	106.2	17.6	20
Iron						
Lead	7.1	120	109	103.4	18.2	20
Magnesium						
Manganese						
Molybdenum						
Nickel	0.86	57.8	54.6	104.3	17.5	20
Phosphorus						
Potassium						
Selenium	0.091	112	109	102.5	19.2	20
Silver	0.0	23.1	21.8	105.8	16.9	20
Sodium						
Strontium						
Thallium						
Tin						
Titanium						
Uranium						
Vanadium						
Zinc	5.8	64.5	54.6	107.5	17.4	20

Associated samples MP44256: DA77034-3, DA77034-4, DA77034-5, DA77034-1C, DA77034-2C

Results < IDL are shown as zero for calculation purposes  
 (\*) Outside of QC limits  
 (N) Matrix Spike Rec. outside of QC limits  
 (anr) Analyte not requested

SPIKE BLANK AND LAB CONTROL SAMPLE SUMMARY

Login Number: DA77034  
 Account: CHEVRCOG - Chevron USA, Inc.  
 Project: CDH: Phillips 1

QC Batch ID: MP44256  
 Matrix Type: SOLID

Methods: SW846 6020B  
 Units: mg/kg

Prep Date: 11/07/25

Metal	BSP Result	Spikelot ICPMS6	% Rec	QC Limits
Aluminum				
Antimony				
Arsenic	103	100	103.0	80-120
Barium	206	200	103.0	80-120
Beryllium				
Boron				
Cadmium	53.3	50	106.6	80-120
Calcium				
Chromium				
Cobalt				
Copper	51.7	50	103.4	80-120
Iron				
Lead	106	100	106.0	80-120
Magnesium				
Manganese				
Molybdenum				
Nickel	50.8	50	101.6	80-120
Phosphorus				
Potassium				
Selenium	103	100	103.0	80-120
Silver	20.8	20	104.0	80-120
Sodium				
Strontium				
Thallium				
Tin				
Titanium				
Uranium				
Vanadium				
Zinc	51.1	50	102.2	80-120

Associated samples MP44256: DA77034-3, DA77034-4, DA77034-5, DA77034-1C, DA77034-2C

Results < IDL are shown as zero for calculation purposes  
 (\*) Outside of QC limits  
 (anr) Analyte not requested

8.2.3  
8

SERIAL DILUTION RESULTS SUMMARY

Login Number: DA77034  
 Account: CHEVRCOG - Chevron USA, Inc.  
 Project: CDH: Phillips 1

QC Batch ID: MP44256  
 Matrix Type: SOLID

Methods: SW846 6020B  
 Units: ug/l

Prep Date: 11/07/25

Metal	DA77041-10 Original SDL 10:50%DIF		QC Limits	
Aluminum				
Antimony				
Arsenic	18.3	20.2	9.9	0-20
Barium	297	301	1.5	0-20
Beryllium				
Boron				
Cadmium	0.323	0.00	100.0(a)	0-20
Calcium				
Chromium				
Cobalt				
Copper	12.9	13.4	4.0	0-20
Iron				
Lead	74.6	72.5	2.8	0-20
Magnesium				
Manganese				
Molybdenum				
Nickel	9.04	0.00	100.0(a)	0-20
Phosphorus				
Potassium				
Selenium	0.955	0.00	100.0(a)	0-20
Silver	0.00	0.00	NC	0-20
Sodium				
Strontium				
Thallium				
Tin				
Titanium				
Uranium				
Vanadium				
Zinc	61.0	66.3	8.7	0-20

Associated samples MP44256: DA77034-3, DA77034-4, DA77034-5, DA77034-1C, DA77034-2C

Results < IDL are shown as zero for calculation purposes

(\*) Outside of QC limits

(anr) Analyte not requested

(a) Percent difference acceptable due to low initial sample concentration (< 50 times IDL).

BLANK RESULTS SUMMARY  
Part 2 - Method Blanks

Login Number: DA77034  
Account: CHEVROG - Chevron USA, Inc.  
Project: CDH: Phillips 1

QC Batch ID: MP44268  
Matrix Type: AQUEOUS

Methods: SW846 6010C  
Units: ug/l

Prep Date: 11/07/25

Metal	RL	IDL	MDL	MB raw	final
Aluminum	1500	30	230		
Antimony	450	90	100		
Arsenic	380	34	69		
Barium	150	2.9	20		
Beryllium	150	1.5	20		
Boron	750	19	95		
Cadmium	150	3.2	20		
Calcium	6000	84	750	224	<6000
Chromium	150	10	20		
Cobalt	75	12	9.5		
Copper	150	7.4	20		
Iron	1100	28	180		
Lead	750	63	95		
Lithium	75	30	20		
Magnesium	3000	110	380	99.0	<3000
Manganese	75	2.6	9.5		
Molybdenum	150	38	42		
Nickel	450	17	57		
Phosphorus	1500	170	240		
Potassium	15000	540	1900		
Selenium	750	140	320		
Silicon	3000	620	2300		
Silver	450	8.4	57		
Sodium	6000	130	750	1430	<6000
Strontium	75	1.5	9.5		
Thallium	150	91	65		
Tin	900	51	770		
Titanium	150	6.5	20		
Uranium	750	170	130		
Vanadium	150	15	20		
Zinc	450	10	57		

Associated samples MP44268: DA77034-1A, DA77034-2A, DA77034-3A, DA77034-4A, DA77034-5A

Results < IDL are shown as zero for calculation purposes  
(\* ) Outside of QC limits

BLANK RESULTS SUMMARY  
Part 2 - Method Blanks

Login Number: DA77034  
Account: CHEVRCOG - Chevron USA, Inc.  
Project: CDH: Phillips 1


QC Batch ID: MP44268  
Matrix Type: AQUEOUS

Methods: SW846 6010C  
Units: ug/l

Prep Date: 11/07/25

Metal	RL	IDL	MDL	MB raw	final
-------	----	-----	-----	-----------	-------

(anr) Analyte not requested



8.3.1  
8

MATRIX SPIKE AND DUPLICATE RESULTS SUMMARY

Login Number: DA77034  
 Account: CHEVRCOG - Chevron USA, Inc.  
 Project: CDH: Phillips 1

QC Batch ID: MP44268  
 Matrix Type: AQUEOUS

Methods: SW846 6010C  
 Units: ug/l

Prep Date: 11/07/25

Metal	DA77008-10A Original MS	Spikelot ICPAL6	% Rec	QC Limits	
Aluminum					
Antimony					
Arsenic					
Barium					
Beryllium					
Boron					
Cadmium					
Calcium	95800	461000	375000	97.4	75-125
Chromium					
Cobalt					
Copper					
Iron					
Lead					
Lithium					
Magnesium	18100	392000	375000	99.7	75-125
Manganese					
Molybdenum					
Nickel					
Phosphorus					
Potassium					
Selenium					
Silicon					
Silver					
Sodium	125000	471000	375000	92.3	75-125
Strontium					
Thallium					
Tin					
Titanium					
Uranium					
Vanadium					
Zinc					

Associated samples MP44268: DA77034-1A, DA77034-2A, DA77034-3A, DA77034-4A, DA77034-5A

Results < IDL are shown as zero for calculation purposes  
 (\*) Outside of QC limits

8.3.2  
8

MATRIX SPIKE AND DUPLICATE RESULTS SUMMARY

Login Number: DA77034  
Account: CHEVRCOG - Chevron USA, Inc.  
Project: CDH: Phillips 1


QC Batch ID: MP44268  
Matrix Type: AQUEOUS

Methods: SW846 6010C  
Units: ug/l

Prep Date: 11/07/25

Metal	DA77008-10A Original MS	SpikeLot ICPAL6	% Rec	QC Limits
-------	----------------------------	--------------------	-------	--------------

(N) Matrix Spike Rec. outside of QC limits  
(anr) Analyte not requested



8.3.2  
8

MATRIX SPIKE AND DUPLICATE RESULTS SUMMARY

Login Number: DA77034  
 Account: CHEVRCOG - Chevron USA, Inc.  
 Project: CDH: Phillips 1

QC Batch ID: MP44268  
 Matrix Type: AQUEOUS

Methods: SW846 6010C  
 Units: ug/l

Prep Date: 11/07/25

Metal	DA77008-10A Original MSD	Spikelot ICPAL6	% Rec	MSD RPD	QC Limit	
Aluminum						
Antimony						
Arsenic						
Barium						
Beryllium						
Boron						
Cadmium						
Calcium	95800	475000	375000	101.1	3.0	20
Chromium						
Cobalt						
Copper						
Iron						
Lead						
Lithium						
Magnesium	18100	406000	375000	103.4	3.5	20
Manganese						
Molybdenum						
Nickel						
Phosphorus						
Potassium						
Selenium						
Silicon						
Silver						
Sodium	125000	484000	375000	95.7	2.7	20
Strontium						
Thallium						
Tin						
Titanium						
Uranium						
Vanadium						
Zinc						

Associated samples MP44268: DA77034-1A, DA77034-2A, DA77034-3A, DA77034-4A, DA77034-5A

Results < IDL are shown as zero for calculation purposes  
 (\*) Outside of QC limits

8.3.2  
8

MATRIX SPIKE AND DUPLICATE RESULTS SUMMARY

Login Number: DA77034  
Account: CHEVRCOG - Chevron USA, Inc.  
Project: CDH: Phillips 1


QC Batch ID: MP44268  
Matrix Type: AQUEOUS

Methods: SW846 6010C  
Units: ug/l

Prep Date: 11/07/25

Metal	DA77008-10A Original MSD	SpikeLot ICPAL6 % Rec	MSD RPD	QC Limit
-------	-----------------------------	--------------------------	------------	-------------

(N) Matrix Spike Rec. outside of QC limits  
(anr) Analyte not requested



8.3.2  
8

SPIKE BLANK AND LAB CONTROL SAMPLE SUMMARY

Login Number: DA77034  
 Account: CHEVRCOG - Chevron USA, Inc.  
 Project: CDH: Phillips 1

QC Batch ID: MP44268  
 Matrix Type: AQUEOUS

Methods: SW846 6010C  
 Units: ug/l

Prep Date: 11/07/25

Metal	BSP Result	Spikelot ICPALL6	% Rec	QC Limits
Aluminum				
Antimony				
Arsenic				
Barium				
Beryllium				
Boron				
Cadmium				
Calcium	368000	375000	98.1	80-120
Chromium				
Cobalt				
Copper				
Iron				
Lead				
Lithium				
Magnesium	374000	375000	99.7	80-120
Manganese				
Molybdenum				
Nickel				
Phosphorus				
Potassium				
Selenium				
Silicon				
Silver				
Sodium	363000	375000	96.8	80-120
Strontium				
Thallium				
Tin				
Titanium				
Uranium				
Vanadium				
Zinc				

Associated samples MP44268: DA77034-1A, DA77034-2A, DA77034-3A, DA77034-4A, DA77034-5A

Results < IDL are shown as zero for calculation purposes  
 (\*) Outside of QC limits

SPIKE BLANK AND LAB CONTROL SAMPLE SUMMARY

Login Number: DA77034  
Account: CHEVRCOG - Chevron USA, Inc.  
Project: CDH: Phillips 1


QC Batch ID: MP44268  
Matrix Type: AQUEOUS

Methods: SW846 6010C  
Units: ug/l

Prep Date: 11/07/25

Metal	BSP Result	Spikelot ICPALL6	% Rec	QC Limits
-------	---------------	---------------------	-------	--------------

(anr) Analyte not requested



8.3.3  
8

SERIAL DILUTION RESULTS SUMMARY

Login Number: DA77034  
 Account: CHEVRCOG - Chevron USA, Inc.  
 Project: CDH: Phillips 1

QC Batch ID: MP44268  
 Matrix Type: AQUEOUS

Methods: SW846 6010C  
 Units: ug/l

Prep Date: 11/07/25

Metal	DA77008-10A Original SDL 1:5		%DIF	QC Limits
Aluminum				
Antimony				
Arsenic				
Barium				
Beryllium				
Boron				
Cadmium				
Calcium	6390	6510	1.9	0-10
Chromium				
Cobalt				
Copper				
Iron				
Lead				
Lithium				
Magnesium	1210	1300	8.2	0-10
Manganese				
Molybdenum				
Nickel				
Phosphorus				
Potassium				
Selenium				
Silicon				
Silver				
Sodium	8310	8440	1.6	0-10
Strontium				
Thallium				
Tin				
Titanium				
Uranium				
Vanadium				
Zinc				

Associated samples MP44268: DA77034-1A, DA77034-2A, DA77034-3A, DA77034-4A, DA77034-5A

Results < IDL are shown as zero for calculation purposes  
 (\*) Outside of QC limits

8.3.4  
8

SERIAL DILUTION RESULTS SUMMARY

Login Number: DA77034  
Account: CHEVRCOG - Chevron USA, Inc.  
Project: CDH: Phillips 1


QC Batch ID: MP44268  
Matrix Type: AQUEOUS

Methods: SW846 6010C  
Units: ug/l

Prep Date: 11/07/25

Metal	DA77008-10A	QC
	Original SDL 1:5 %DIF	Limits

(anr) Analyte not requested



## General Chemistry

---

### QC Data Summaries

---

Includes the following where applicable:

- Method Blank and Blank Spike Summaries
- Duplicate Summaries
- Matrix Spike Summaries

METHOD BLANK AND SPIKE RESULTS SUMMARY  
GENERAL CHEMISTRY

Login Number: DA77034  
Account: CHEVRCOG - Chevron USA, Inc.  
Project: CDH: Phillips 1

Analyte	Batch ID	RL	MB Result	Units	Spike Amount	BSP Result	BSP %Recov	QC Limits
Specific Conductivity	GP39962/GN70555			mmhos/cm	1.409	1.3	94.6(a)	90-110%

Associated Samples:

Batch GP39962: DA77034-3, DA77034-4, DA77034-5, DA77034-1C, DA77034-2C

(\*) Outside of QC limits

(a) Saturated paste was generated on 11/07/25.

DUPLICATE RESULTS SUMMARY  
GENERAL CHEMISTRY

Login Number: DA77034  
Account: CHEVRCOG - Chevron USA, Inc.  
Project: CDH: Phillips 1

Analyte	Batch ID	QC Sample	Units	Original Result	DUP Result	RPD	QC Limits
Specific Conductivity	GP39962/GN70555	DA77036-3	mmhos/cm	1.1	1.1(a)	0.2(a)	0-20%
pH	GN70554	DA77008-10	su	8.55	8.56(a)	0.1(a)	0-5%

Associated Samples:

Batch GN70554: DA77034-3, DA77034-4, DA77034-5, DA77034-1C, DA77034-2C

Batch GP39962: DA77034-3, DA77034-4, DA77034-5, DA77034-1C, DA77034-2C

(\*) Outside of QC limits

(a) Saturated paste was generated on 11/07/25.

Misc. Forms

---

Custody Documents and Other Forms

(SGS Dayton, NJ)

---

Includes the following where applicable:

- Chain of Custody



**CHAIN OF CUSTODY**  
 SGS North America Inc. - Wheat Ridge  
 4036 Youngfield Street, Wheat Ridge, CO 80033  
 TEL: 303-425-6021 FAX: 303-425-6854  
 www.sgs.com/ehsusa

Client / Reporting Information		Project Information		Requested Analysis ( see TEST CODE sheet)										Matrix Codes
Company Name: SGS North America Inc.		Project Name: CDH: Phillips 1		DW - Drinking Water GW - Ground Water WW - Water SW - Surface Water SO - Soil SL - Sludge SED - Sediment OI - Oil LIQ - Other Liquid AIR - Air SOL - Other Solid WP - Wipe FB-Field Blank EB-Equipment Blank RB- Rinse Blank TB-Trip Blank										DW - Drinking Water GW - Ground Water WW - Water SW - Surface Water SO - Soil SL - Sludge SED - Sediment OI - Oil LIQ - Other Liquid AIR - Air SOL - Other Solid WP - Wipe FB-Field Blank EB-Equipment Blank RB- Rinse Blank TB-Trip Blank
Street Address 4036 Youngfield Street		Street												
City State Zip Wheat Ridge, CO 80033		City State												
Project Contact parna.eskandarinavandeh@sgs.com		Project #												
Phone # 303-425-6021		Client Purchase Order #												
Sampler(s) Name(s) DT		Project Manager												
Billing Information ( if different from Report to )		Company Name												
Street Address		City State Zip												
Attention:														
Turnaround Time ( Business days)		Data Deliverable Information												
<input type="checkbox"/> Standard 10 Day (business) <input type="checkbox"/> 5 Business Days RUSH <input type="checkbox"/> 3 Business Days RUSH <input type="checkbox"/> 2 Business Days RUSH <input type="checkbox"/> 1 Business Day EMERGENCY <input checked="" type="checkbox"/> other Due 11/20/2026 <small>Emergency &amp; Rush T/A data available via Lablink. Approval needed for RUSH/Emergency TAT</small>		Approved By (SGS PM): / Date: _____ <input type="checkbox"/> Commercial "A" ( Level 1 ) <input type="checkbox"/> Commercial "B" ( Level 2 ) <input type="checkbox"/> REDT1 ( Level 3 ) <input type="checkbox"/> FULT1 ( Level 4 ) <input type="checkbox"/> Commercial "C" Commercial "A" = Results Only Commercial "B" = Results + QC Summary Commercial "C" = Results + QC Summary + Partial Raw data		<input type="checkbox"/> State Forms <input type="checkbox"/> EDD Format <input type="checkbox"/> Other <input checked="" type="checkbox"/> CC										2 070 3 470
Reinquished by: 1 Date Time: 11/17/20		Received By: 1 Date Time: 11/18/20		Reinquished By: 2 Date Time: 11/18/20										Received By: 2
Reinquished by: 3 Date Time:		Received By: 3 Date Time:		Reinquished By: 4 Date Time:										Received By: 4
Reinquished by: 5 Date Time:		Received By: 5 Date Time:		Custody Seal # <input type="checkbox"/> Intact <input type="checkbox"/> Not Intact Preserved where applicable <input type="checkbox"/> Therm. ID:										On by: [Signature] Cooler Temp: 3.7C JPSO

10.1 10

DA77034: Chain of Custody  
 Page 1 of 2  
 SGS Dayton, NJ



## SGS Sample Receipt Summary

Job Number: DA77034

Client: SGS NORTH AMERICA INC

Project: CDH: PHILIPS 1

Date / Time Received: 11/8/2025 10:00:00 AM

Delivery Method: FEDEX

Airbill #'s: \_\_\_\_\_

Cooler Temps (Raw Measured) °C: Cooler 1: (3.7);

Cooler Temps (Corrected) °C: Cooler 1: (3.8);

**Cooler Security**

Y or N

Y or N

- |                           |                                     |                          |                       |                                     |                          |
|---------------------------|-------------------------------------|--------------------------|-----------------------|-------------------------------------|--------------------------|
| 1. Custody Seals Present: | <input checked="" type="checkbox"/> | <input type="checkbox"/> | 3. COC Present:       | <input checked="" type="checkbox"/> | <input type="checkbox"/> |
| 2. Custody Seals Intact:  | <input checked="" type="checkbox"/> | <input type="checkbox"/> | 4. SmpI Dates/Time OK | <input checked="" type="checkbox"/> | <input type="checkbox"/> |

**Cooler Temperature**

Y or N

- |                              |                                     |                          |
|------------------------------|-------------------------------------|--------------------------|
| 1. Temp criteria achieved:   | <input checked="" type="checkbox"/> | <input type="checkbox"/> |
| 2. Cooler temp verification: | <u>IR-50</u>                        |                          |
| 3. Cooler media:             | <u>Ice (Bag)</u>                    |                          |
| 4. No. Coolers:              | <u>1</u>                            |                          |

**Quality Control Preservation**

Y or N

N/A

- |                                 |                                     |                                     |                                     |
|---------------------------------|-------------------------------------|-------------------------------------|-------------------------------------|
| 1. Trip Blank present / cooler: | <input type="checkbox"/>            | <input checked="" type="checkbox"/> | <input type="checkbox"/>            |
| 2. Trip Blank listed on COC:    | <input type="checkbox"/>            | <input checked="" type="checkbox"/> | <input type="checkbox"/>            |
| 3. Samples preserved properly:  | <input checked="" type="checkbox"/> | <input type="checkbox"/>            |                                     |
| 4. VOCs headspace free:         | <input type="checkbox"/>            | <input type="checkbox"/>            | <input checked="" type="checkbox"/> |

**Sample Integrity - Documentation**

Y or N

- |  |                                     |                          |
|--|-------------------------------------|--------------------------|
| 1. Sample labels present on bottles:   | <input checked="" type="checkbox"/> | <input type="checkbox"/> |
| 2. Container labeling complete:        | <input checked="" type="checkbox"/> | <input type="checkbox"/> |
| 3. Sample container label / COC agree: | <input checked="" type="checkbox"/> | <input type="checkbox"/> |

**Sample Integrity - Condition**

Y or N

- |                                  |                                     |                          |
|----------------------------------|-------------------------------------|--------------------------|
| 1. Sample recvd within HT:       | <input checked="" type="checkbox"/> | <input type="checkbox"/> |
| 2. All containers accounted for: | <input checked="" type="checkbox"/> | <input type="checkbox"/> |
| 3. Condition of sample:          | <u>Intact</u>                       |                          |

**Sample Integrity - Instructions**

Y or N

N/A

- |   |                                     |                                     |                                     |
|---|-------------------------------------|-------------------------------------|-------------------------------------|
| 1. Analysis requested is clear:           | <input checked="" type="checkbox"/> | <input type="checkbox"/>            |                                     |
| 2. Bottles received for unspecified tests | <input type="checkbox"/>            | <input checked="" type="checkbox"/> |                                     |
| 3. Sufficient volume recvd for analysis:  | <input checked="" type="checkbox"/> | <input type="checkbox"/>            |                                     |
| 4. Compositing instructions clear:        | <input type="checkbox"/>            | <input type="checkbox"/>            | <input checked="" type="checkbox"/> |
| 5. Filtering instructions clear:          | <input type="checkbox"/>            | <input type="checkbox"/>            | <input checked="" type="checkbox"/> |

Test Strip Lot #s:	pH 1-12: <u>231619</u>	pH 12+: <u>203117A</u>	Other: (Specify) _____
--------------------	------------------------	------------------------	------------------------

Comments

SM089-03  
Rev. Date 12/7/17

DA77034: Chain of Custody

Page 2 of 2

10.1 10

## General Chemistry

---

### QC Data Summaries

(SGS Dayton, NJ)

---

Includes the following where applicable:

- Method Blank and Blank Spike Summaries
- Duplicate Summaries
- Matrix Spike Summaries

METHOD BLANK AND SPIKE RESULTS SUMMARY  
GENERAL CHEMISTRY

Login Number: DA77034  
Account: ALMS - SGS Wheat Ridge, CO  
Project: CHEVRCOG: CDH: Phillips 1

Analyte	Batch ID	RL	MB Result	Units	Spike Amount	BSP Result	BSP %Recov	QC Limits
Chromium, Hexavalent	GP66021/GN76941	0.40	0.0	mg/kg	40	40.8	102.0	80-120%
Chromium, Hexavalent	GP66021/GN76941			mg/kg	850	940	110.6	80-120%
Chromium, Hexavalent	GP66022/GN76940	0.40	0.0	mg/kg	40	40.8	102.0	80-120%
Chromium, Hexavalent	GP66022/GN76940			mg/kg	837	917	109.6	80-120%

Associated Samples:

Batch GP66021: DA77034-3, DA77034-4, DA77034-5, DA77034-1C

Batch GP66022: DA77034-2C

(\* Outside of QC limits

DUPLICATE RESULTS SUMMARY  
GENERAL CHEMISTRY

Login Number: DA77034  
Account: ALMS - SGS Wheat Ridge, CO  
Project: CHEVRCOG: CDH: Phillips 1

Analyte	Batch ID	QC Sample	Units	Original Result	DUP Result	RPD	QC Limits
Chromium, Hexavalent	GP66021/GN76941	DA77008-9	mg/kg	0.0	0.0	0.0	0-20%
Chromium, Hexavalent	GP66022/GN76940	DA77034-2C	mg/kg	0.0	0.0	0.0	0-20%

Associated Samples:

Batch GP66021: DA77034-3, DA77034-4, DA77034-5, DA77034-1C

Batch GP66022: DA77034-2C

(\*) Outside of QC limits

MATRIX SPIKE RESULTS SUMMARY  
GENERAL CHEMISTRY

Login Number: DA77034  
Account: ALMS - SGS Wheat Ridge, CO  
Project: CHEVRCOG: CDH: Phillips 1

Analyte	Batch ID	QC Sample	Units	Original Result	Spike Amount	MS Result	%Rec	QC Limits
Chromium, Hexavalent	GP66021/GN76941	DA77008-9	mg/kg	0.0	46.5	45.1	97.0 (a)	75-125%
Chromium, Hexavalent	GP66021/GN76941	DA77008-9	mg/kg	0.0	849	950	111.9 (b)	75-125%
Chromium, Hexavalent	GP66022/GN76940	DA77034-2C	mg/kg	0.0	47.7	47.4	99.3 (c)	75-125%
Chromium, Hexavalent	GP66022/GN76940	DA77034-2C	mg/kg	0.0	1260	1650	130.5N(d)	75-125%

Associated Samples:

Batch GP66021: DA77034-3, DA77034-4, DA77034-5, DA77034-1C

Batch GP66022: DA77034-2C

(\*) Outside of QC limits

(N) Matrix Spike Rec. outside of QC limits

(a) Good recovery on soluble XCR matrix spike. Good recovery (xxx.x%) on the post-spike.

(b) Good recovery on insoluble XCR matrix spike. See additional comments on soluble matrix spike recovery.

(c) Good recovery on soluble XCR matrix spike. Good recovery (105.9%) on the post-spike.

(d) Insoluble XCR matrix spike recovery indicates possible matrix interference. See additional comments on soluble matrix spike recovery.