

The results set forth herein are provided by SGS North America Inc.

*e-Hardcopy 2.0*  
*Automated Report*

## Technical Report for

**Chevron USA, Inc.**

**CDH: Lundvall J 18-6**

**CHEVRON-PDC/PO#UWRWE-A5343-ABN**

**SGS Job Number: DA76672**

**Sampling Date: 10/27/25**

### Report to:

**Chevron USA, Inc.**  
**2115 117th Avenue**  
**Greeley, CO 80634**  
**parna.eskandaripayandeh@sgs.com**

**ATTN: David Stainback**

**Total number of pages in report: 85**



Test results contained within this data package meet the requirements of the National Environmental Laboratory Accreditation Program and/or state specific certification programs as applicable unless noted in the narrative, comments or footnotes.

**Eric Hoffman**

**Client Service contact: Parna Payandeh 303-425-6021**

**Certifications: CO (CO00049), ND (R-027), UT (NELAP CO00049), LA (LA150028), TX (T104704511), WY (8TMS-L) HI (CO00049), NJ (CO011), NV (CO00049), AK (CO00049), CA (3076), and NC (08701)**

This report shall not be reproduced, except in its entirety, without the written approval of SGS.  
Test results relate only to samples analyzed.

### How did we do today?

Your feedback helps us improve our service and takes less than a minute to complete.

**START SURVEY**

# Table of Contents

-1-

<b>Section 1: Sample Summary .....</b>	<b>4</b>
<b>Section 2: Summary of Hits .....</b>	<b>5</b>
<b>Section 3: Sample Results .....</b>	<b>8</b>
<b>3.1: DA76672-1: WH01@4.5' .....</b>	9
<b>3.2: DA76672-1A: WH01@4.5' .....</b>	12
<b>3.3: DA76672-1B: WH01@4.5' .....</b>	14
<b>3.4: DA76672-1C: WH01@4.5' .....</b>	15
<b>3.5: DA76672-2: BKG01@4' .....</b>	17
<b>3.6: DA76672-2A: BKG01@4' .....</b>	19
<b>3.7: DA76672-2B: BKG01@4' .....</b>	21
<b>3.8: DA76672-3: BKG02@4' .....</b>	22
<b>3.9: DA76672-3A: BKG02@4' .....</b>	24
<b>3.10: DA76672-3B: BKG02@4' .....</b>	26
<b>3.11: DA76672-4: BKG03@4' .....</b>	27
<b>3.12: DA76672-4A: BKG03@4' .....</b>	29
<b>3.13: DA76672-4B: BKG03@4' .....</b>	31
<b>Section 4: Misc. Forms .....</b>	<b>32</b>
<b>4.1: Chain of Custody .....</b>	33
<b>Section 5: MS Volatiles - QC Data Summaries .....</b>	<b>35</b>
<b>5.1: Method Blank Summary .....</b>	36
<b>5.2: Blank Spike Summary .....</b>	37
<b>5.3: Matrix Spike/Matrix Spike Duplicate Summary .....</b>	39
<b>Section 6: MS Semi-volatiles - QC Data Summaries .....</b>	<b>41</b>
<b>6.1: Method Blank Summary .....</b>	42
<b>6.2: Blank Spike Summary .....</b>	43
<b>6.3: Matrix Spike/Matrix Spike Duplicate Summary .....</b>	44
<b>Section 7: GC/LC Semi-volatiles - QC Data Summaries .....</b>	<b>45</b>
<b>7.1: Method Blank Summary .....</b>	46
<b>7.2: Blank Spike Summary .....</b>	47
<b>7.3: Matrix Spike Summary .....</b>	49
<b>7.4: Matrix Spike/Matrix Spike Duplicate Summary .....</b>	50
<b>7.5: Duplicate Summary .....</b>	51
<b>Section 8: Metals Analysis - QC Data Summaries .....</b>	<b>52</b>
<b>8.1: Prep QC MP43940: As,Ba,Cd,Cu,Pb,Ni,Se,Ag,Zn .....</b>	53
<b>8.2: Prep QC MP43946: B .....</b>	58
<b>8.3: Prep QC MP43975: Ca,Mg,Na .....</b>	66
<b>Section 9: General Chemistry - QC Data Summaries .....</b>	<b>76</b>
<b>9.1: Method Blank and Spike Results Summary .....</b>	77
<b>9.2: Duplicate Results Summary .....</b>	78
<b>Section 10: Misc. Forms (SGS Orlando, FL) .....</b>	<b>79</b>
<b>10.1: Chain of Custody .....</b>	80
<b>Section 11: General Chemistry - QC Data (SGS Orlando, FL) .....</b>	<b>82</b>

# Table of Contents

Sections:

1

2

3

4

5

6

7

8

9

10

11

-2-

<b>11.1:</b> Method Blank and Spike Results Summary .....	83
<b>11.2:</b> Matrix Spike Results Summary .....	84
<b>11.3:</b> Matrix Spike Duplicate Results Summary .....	85



### Sample Summary

Chevron USA, Inc.

Job No: DA76672

CDH: Lundvall J 18-6

Project No: CHEVRON-PDC/PO#UWRWE-A5343-ABN

Sample Number	Collected		Received	Matrix		Client Sample ID
	Date	Time By		Code	Type	
DA76672-1	10/27/25	09:43 DT	10/27/25	SO	Soil	WH01@4.5'
DA76672-1A	10/27/25	09:43 DT	10/27/25	SO	Soil	WH01@4.5'
DA76672-1B	10/27/25	09:43 DT	10/27/25	SO	Soil	WH01@4.5'
DA76672-1C	10/27/25	09:43 DT	10/27/25	SO	Soil	WH01@4.5'
DA76672-2	10/27/25	10:58 DT	10/27/25	SO	Soil	BKG01@4'
DA76672-2A	10/27/25	10:58 DT	10/27/25	SO	Soil	BKG01@4'
DA76672-2B	10/27/25	10:58 DT	10/27/25	SO	Soil	BKG01@4'
DA76672-3	10/27/25	10:37 DT	10/27/25	SO	Soil	BKG02@4'
DA76672-3A	10/27/25	10:37 DT	10/27/25	SO	Soil	BKG02@4'
DA76672-3B	10/27/25	10:37 DT	10/27/25	SO	Soil	BKG02@4'
DA76672-4	10/27/25	10:08 DT	10/27/25	SO	Soil	BKG03@4'
DA76672-4A	10/27/25	10:08 DT	10/27/25	SO	Soil	BKG03@4'
DA76672-4B	10/27/25	10:08 DT	10/27/25	SO	Soil	BKG03@4'

Soil samples reported on a dry weight basis unless otherwise indicated on result page.

## Summary of Hits

**Job Number:** DA76672  
**Account:** Chevron USA, Inc.  
**Project:** CDH: Lundvall J 18-6  
**Collected:** 10/27/25

Lab Sample ID	Client Sample ID	Result/ Qual	RL	MDL	Units	Method
---------------	------------------	-----------------	----	-----	-------	--------

**DA76672-1 WH01@4.5'**

TPH-DRO (C10-C28)	6.32	5.0			mg/kg	SW846-8015C
TPH-ORO (> C28-C36)	12.3	7.6			mg/kg	SW846-8015C

**DA76672-1A WH01@4.5'**

Calcium	66.6	6.0			mg/l	SW846 6010C
Magnesium	47.0	3.0			mg/l	SW846 6010C
Sodium	25.9	6.0			mg/l	SW846 6010C
Sodium Adsorption Ratio <sup>a</sup>	0.594				ratio	USDA HANDBOOK 60

**DA76672-1B WH01@4.5'**

No hits reported in this sample.

**DA76672-1C WH01@4.5'**

Arsenic	11.4	0.27			mg/kg	SW846 6020B
Barium	115	2.7			mg/kg	SW846 6020B
Cadmium	0.15	0.14			mg/kg	SW846 6020B
Copper	11.9	2.7			mg/kg	SW846 6020B
Lead	9.2	0.68			mg/kg	SW846 6020B
Nickel	10.6	2.7			mg/kg	SW846 6020B
Zinc	37.8	14			mg/kg	SW846 6020B
pH	7.68				su	WREP-125,4E-SATPASTE
Specific Conductivity	0.87	0.0010			mmhos/cm	SM 2510B-2011 MOD

**DA76672-2 BKG01@4'**

Arsenic	2.6	0.22			mg/kg	SW846 6020B
Barium	60.4	2.2			mg/kg	SW846 6020B
Copper	5.0	2.2			mg/kg	SW846 6020B
Lead	4.5	0.54			mg/kg	SW846 6020B
Nickel	6.0	2.2			mg/kg	SW846 6020B
Zinc	18.9	11			mg/kg	SW846 6020B
pH	8.09				su	WREP-125,4E-SATPASTE
Specific Conductivity	0.25	0.0010			mmhos/cm	SM 2510B-2011 MOD

**DA76672-2A BKG01@4'**

Calcium	27.7	6.0			mg/l	SW846 6010C
Magnesium	8.96	3.0			mg/l	SW846 6010C
Sodium	12.3	6.0			mg/l	SW846 6010C
Sodium Adsorption Ratio <sup>a</sup>	0.519				ratio	USDA HANDBOOK 60

## Summary of Hits

**Job Number:** DA76672  
**Account:** Chevron USA, Inc.  
**Project:** CDH: Lundvall J 18-6  
**Collected:** 10/27/25

Lab Sample ID	Client Sample ID	Result/ Qual	RL	MDL	Units	Method
---------------	------------------	-----------------	----	-----	-------	--------

**DA76672-2B BKG01@4'**

No hits reported in this sample.

**DA76672-3 BKG02@4'**

Arsenic	3.5	0.20		mg/kg	SW846 6020B
Barium	74.8	2.0		mg/kg	SW846 6020B
Cadmium	0.12	0.10		mg/kg	SW846 6020B
Copper	8.6	2.0		mg/kg	SW846 6020B
Lead	7.2	0.51		mg/kg	SW846 6020B
Nickel	9.0	2.0		mg/kg	SW846 6020B
Zinc	31.0	10		mg/kg	SW846 6020B
pH	7.63			su	WREP-125,4E-SATPASTE
Specific Conductivity	2.7	0.0010		mmhos/cm	SM 2510B-2011 MOD

**DA76672-3A BKG02@4'**

Calcium	257	6.0		mg/l	SW846 6010C
Magnesium	183	3.0		mg/l	SW846 6010C
Sodium	132	6.0		mg/l	SW846 6010C
Sodium Adsorption Ratio <sup>a</sup>	1.54			ratio	USDA HANDBOOK 60

**DA76672-3B BKG02@4'**

No hits reported in this sample.

**DA76672-4 BKG03@4'**

Arsenic	4.6	0.20		mg/kg	SW846 6020B
Barium	99.2	2.0		mg/kg	SW846 6020B
Copper	5.2	2.0		mg/kg	SW846 6020B
Lead	5.8	0.49		mg/kg	SW846 6020B
Nickel	8.5	2.0		mg/kg	SW846 6020B
Zinc	21.3	9.8		mg/kg	SW846 6020B
pH	7.90			su	WREP-125,4E-SATPASTE
Specific Conductivity	0.65	0.0010		mmhos/cm	SM 2510B-2011 MOD

**DA76672-4A BKG03@4'**

Calcium	53.6	6.0		mg/l	SW846 6010C
Magnesium	29.4	3.0		mg/l	SW846 6010C
Sodium	44.4	6.0		mg/l	SW846 6010C
Sodium Adsorption Ratio <sup>a</sup>	1.21			ratio	USDA HANDBOOK 60

## Summary of Hits

**Job Number:** DA76672  
**Account:** Chevron USA, Inc.  
**Project:** CDH: Lundvall J 18-6  
**Collected:** 10/27/25

Lab Sample ID	Client Sample ID	Result/ Qual	RL	MDL	Units	Method
---------------	------------------	-----------------	----	-----	-------	--------

**DA76672-4B    BKG03@4'**

No hits reported in this sample.

(a) Calculated as:  $(\text{Na meq/L}) / \text{sqrt} [(\text{Ca meq/L}) + (\text{Mg meq/L})/2]$

Sample Results

---

Report of Analysis

---

## Report of Analysis

3.1  
3

<b>Client Sample ID:</b> WH01@4.5'	
<b>Lab Sample ID:</b> DA76672-1	<b>Date Sampled:</b> 10/27/25
<b>Matrix:</b> SO - Soil	<b>Date Received:</b> 10/27/25
<b>Method:</b> SW846 8260D	<b>Percent Solids:</b> 79.4
<b>Project:</b> CDH: Lundvall J 18-6	

Run #	File ID	DF	Analyzed	By	Prep Date	Prep Batch	Analytical Batch
Run #1	5V96099.D	1	11/04/25 08:41	MB	n/a	n/a	V5V4557
Run #2							

Run #	Initial Weight	Final Volume
Run #1	5.05 g	5.0 ml
Run #2		

### VOA COGCC Table 915 soil list

CAS No.	Compound	Result	RL	Units	Q
71-43-2	Benzene	< 0.0012	0.0012	mg/kg	
100-41-4	Ethylbenzene	< 0.0025	0.0025	mg/kg	
108-88-3	Toluene	< 0.0025	0.0025	mg/kg	
95-63-6	1,2,4-Trimethylbenzene	< 0.0025	0.0025	mg/kg	
108-67-8	1,3,5-Trimethylbenzene	< 0.0025	0.0025	mg/kg	
	m,p-Xylene	< 0.0025	0.0025	mg/kg	
95-47-6	o-Xylene	< 0.0025	0.0025	mg/kg	
1330-20-7	Xylene (total)	< 0.0025	0.0025	mg/kg	
	TPH-GRO (C6-C10)	< 0.25	0.25	mg/kg	

CAS No.	Surrogate Recoveries	Run# 1	Run# 2	Limits
1868-53-7	Dibromofluoromethane	103%		70-130%
2037-26-5	Toluene-D8	96%		70-130%
460-00-4	4-Bromofluorobenzene	100%		70-130%
17060-07-0	1,2-Dichloroethane-D4	107%		70-130%

RL = Reporting Limit  
E = Indicates value exceeds calibration range

J = Indicates an estimated value  
B = Indicates analyte found in associated method blank  
N = Indicates presumptive evidence of a compound

## Report of Analysis

3.1  
3

<b>Client Sample ID:</b> WH01@4.5'	
<b>Lab Sample ID:</b> DA76672-1	<b>Date Sampled:</b> 10/27/25
<b>Matrix:</b> SO - Soil	<b>Date Received:</b> 10/27/25
<b>Method:</b> SW846 8270E SW846 3570	<b>Percent Solids:</b> 79.4
<b>Project:</b> CDH: Lundvall J 18-6	

Run #	File ID	DF	Analyzed	By	Prep Date	Prep Batch	Analytical Batch
Run #1	9G002140.D	1	10/31/25 13:13	TH	10/30/25 14:30	OP29087	E9G88
Run #2							

Run #	Initial Weight	Final Volume
Run #1	5.1 g	10.0 ml
Run #2		

### COGCC Table 915-1 PAH List

CAS No.	Compound	Result	RL	Units	Q
83-32-9	Acenaphthene	< 0.0049	0.0049	mg/kg	
120-12-7	Anthracene	< 0.0049	0.0049	mg/kg	
56-55-3	Benzo(a)anthracene	< 0.0062	0.0062	mg/kg	
205-99-2	Benzo(b)fluoranthene	< 0.0049	0.0049	mg/kg	
207-08-9	Benzo(k)fluoranthene	< 0.0049	0.0049	mg/kg	
50-32-8	Benzo(a)pyrene	< 0.0049	0.0049	mg/kg	
218-01-9	Chrysene	< 0.0049	0.0049	mg/kg	
53-70-3	Dibenzo(a,h)anthracene	< 0.0049	0.0049	mg/kg	
206-44-0	Fluoranthene	< 0.0049	0.0049	mg/kg	
86-73-7	Fluorene	< 0.0049	0.0049	mg/kg	
193-39-5	Indeno(1,2,3-cd)pyrene	< 0.0049	0.0049	mg/kg	
90-12-0	1-Methylnaphthalene	< 0.0049	0.0049	mg/kg	
91-57-6	2-Methylnaphthalene	< 0.0049	0.0049	mg/kg	
91-20-3	Naphthalene	< 0.0025	0.0025	mg/kg	
129-00-0	Pyrene	< 0.0049	0.0049	mg/kg	

CAS No.	Surrogate Recoveries	Run# 1	Run# 2	Limits
321-60-8	2-Fluorobiphenyl	88%		22-138%
4165-60-0	Nitrobenzene-d5	105%		32-143%
1718-51-0	Terphenyl-d14	86%		48-149%

RL = Reporting Limit  
E = Indicates value exceeds calibration range

J = Indicates an estimated value  
B = Indicates analyte found in associated method blank  
N = Indicates presumptive evidence of a compound

## Report of Analysis

<b>Client Sample ID:</b> WH01@4.5'		
<b>Lab Sample ID:</b> DA76672-1		<b>Date Sampled:</b> 10/27/25
<b>Matrix:</b> SO - Soil		<b>Date Received:</b> 10/27/25
<b>Method:</b> SW846-8015C SW846 3570		<b>Percent Solids:</b> 79.4
<b>Project:</b> CDH: Lundvall J 18-6		

Run #	File ID	DF	Analyzed	By	Prep Date	Prep Batch	Analytical Batch
Run #1	FP088565.D	1	10/31/25 01:03	JB	10/29/25 15:00	OP29077	GFP2522
Run #2							

Run #	Initial Weight	Final Volume
Run #1	5.0 g	10.0 ml
Run #2		

### DRO C10-C28, ORO > C28-C36

CAS No.	Compound	Result	RL	Units	Q
	TPH-DRO (C10-C28)	6.32	5.0	mg/kg	
	TPH-ORO (> C28-C36)	12.3	7.6	mg/kg	

CAS No.	Surrogate Recoveries	Run# 1	Run# 2	Limits
84-15-1	o-Terphenyl	98%		20-142%

RL = Reporting Limit  
E = Indicates value exceeds calibration range

J = Indicates an estimated value  
B = Indicates analyte found in associated method blank  
N = Indicates presumptive evidence of a compound

## Report of Analysis

<b>Client Sample ID:</b> WH01@4.5'	
<b>Lab Sample ID:</b> DA76672-1A	<b>Date Sampled:</b> 10/27/25
<b>Matrix:</b> SO - Soil	<b>Date Received:</b> 10/27/25
	<b>Percent Solids:</b> 79.4
<b>Project:</b> CDH: Lundvall J 18-6	

### SAR Metals Analysis

Analyte	Result	RL	Units	DF	Prep	Analyzed By	Method	Prep Method
Calcium	66.6	6.0	mg/l	1	10/28/25	11/07/25 BR	SW846 6010C <sup>1</sup>	USDA HANDBOOK 60 <sup>2</sup>
Magnesium	47.0	3.0	mg/l	1	10/28/25	11/07/25 BR	SW846 6010C <sup>1</sup>	USDA HANDBOOK 60 <sup>2</sup>
Sodium	25.9	6.0	mg/l	1	10/28/25	11/07/25 BR	SW846 6010C <sup>1</sup>	USDA HANDBOOK 60 <sup>2</sup>

(1) Instrument QC Batch: MA19815

(2) Prep QC Batch: MP43975

RL = Reporting Limit

## Report of Analysis

<b>Client Sample ID:</b> WH01@4.5'	<b>Date Sampled:</b> 10/27/25
<b>Lab Sample ID:</b> DA76672-1A	<b>Date Received:</b> 10/27/25
<b>Matrix:</b> SO - Soil	<b>Percent Solids:</b> 79.4
<b>Project:</b> CDH: Lundvall J 18-6	

### General Chemistry

Analyte	Result	RL	Units	DF	Analyzed	By	Method
Sodium Adsorption Ratio <sup>a</sup>	0.594		ratio	1	11/07/25 23:19	BR	USDA HANDBOOK 60

(a) Calculated as:  $(Na \text{ meq/L}) / \sqrt{[(Ca \text{ meq/L}) + (Mg \text{ meq/L})/2]}$

---

RL = Reporting Limit

## Report of Analysis

<b>Client Sample ID:</b> WH01@4.5'	
<b>Lab Sample ID:</b> DA76672-1B	<b>Date Sampled:</b> 10/27/25
<b>Matrix:</b> SO - Soil	<b>Date Received:</b> 10/27/25
	<b>Percent Solids:</b> 79.4
<b>Project:</b> CDH: Lundvall J 18-6	

### Hot Water Soluble Boron Metals Analysis

Analyte	Result	RL	Units	DF	Prep	Analyzed By	Method	Prep Method
Boron	< 0.50	0.50	mg/l	1	10/28/25	11/10/25 BR	SW846 6010C <sup>1</sup>	HWS-B <sup>2</sup>

(1) Instrument QC Batch: MA19824

(2) Prep QC Batch: MP43946

---

RL = Reporting Limit

## Report of Analysis

<b>Client Sample ID:</b> WH01@4.5'	<b>Date Sampled:</b> 10/27/25
<b>Lab Sample ID:</b> DA76672-1C	<b>Date Received:</b> 10/27/25
<b>Matrix:</b> SO - Soil	<b>Percent Solids:</b> 79.4
<b>Project:</b> CDH: Lundvall J 18-6	

### Metals Analysis

Analyte	Result	RL	Units	DF	Prep	Analyzed By	Method	Prep Method
Arsenic	11.4	0.27	mg/kg	10	10/28/25	11/05/25 GS	SW846 6020B <sup>1</sup>	SW846 3050B <sup>2</sup>
Barium	115	2.7	mg/kg	10	10/28/25	11/05/25 GS	SW846 6020B <sup>1</sup>	SW846 3050B <sup>2</sup>
Cadmium	0.15	0.14	mg/kg	10	10/28/25	11/05/25 GS	SW846 6020B <sup>1</sup>	SW846 3050B <sup>2</sup>
Copper	11.9	2.7	mg/kg	10	10/28/25	11/05/25 GS	SW846 6020B <sup>1</sup>	SW846 3050B <sup>2</sup>
Lead	9.2	0.68	mg/kg	10	10/28/25	11/05/25 GS	SW846 6020B <sup>1</sup>	SW846 3050B <sup>2</sup>
Nickel	10.6	2.7	mg/kg	10	10/28/25	11/05/25 GS	SW846 6020B <sup>1</sup>	SW846 3050B <sup>2</sup>
Selenium	< 0.27	0.27	mg/kg	10	10/28/25	11/05/25 GS	SW846 6020B <sup>1</sup>	SW846 3050B <sup>2</sup>
Silver	< 0.14	0.14	mg/kg	10	10/28/25	11/05/25 GS	SW846 6020B <sup>1</sup>	SW846 3050B <sup>2</sup>
Zinc	37.8	14	mg/kg	10	10/28/25	11/05/25 GS	SW846 6020B <sup>1</sup>	SW846 3050B <sup>2</sup>

(1) Instrument QC Batch: MA19808

(2) Prep QC Batch: MP43940

RL = Reporting Limit

## Report of Analysis

<b>Client Sample ID:</b> WH01@4.5'	<b>Date Sampled:</b> 10/27/25
<b>Lab Sample ID:</b> DA76672-1C	<b>Date Received:</b> 10/27/25
<b>Matrix:</b> SO - Soil	<b>Percent Solids:</b> 79.4
<b>Project:</b> CDH: Lundvall J 18-6	

### General Chemistry

Analyte	Result	RL	Units	DF	Analyzed	By	Method
<b>pH-saturated paste method</b> pH	7.68		su	1	10/29/25 22:06	GC	WREP-125,4E-SATPASTE
<b>prep: DEPT.OF AG, BOOK N9</b> Specific Conductivity	0.87	0.0010	mmhos/cm	1	10/29/25 22:22	GC	SM 2510B-2011 MOD
Chromium, Hexavalent <sup>a</sup>	< 0.49	0.49	mg/kg	1	11/13/25 16:53	AFL	SW846 7199

(a) Analysis performed at SGS Orlando, FL.

RL = Reporting Limit

## Report of Analysis

<b>Client Sample ID:</b> BKG01@4'	<b>Date Sampled:</b> 10/27/25
<b>Lab Sample ID:</b> DA76672-2	<b>Date Received:</b> 10/27/25
<b>Matrix:</b> SO - Soil	<b>Percent Solids:</b> 96.8
<b>Project:</b> CDH: Lundvall J 18-6	

### Metals Analysis

Analyte	Result	RL	Units	DF	Prep	Analyzed By	Method	Prep Method
Arsenic	2.6	0.22	mg/kg	10	10/28/25	11/05/25 GS	SW846 6020B <sup>1</sup>	SW846 3050B <sup>2</sup>
Barium	60.4	2.2	mg/kg	10	10/28/25	11/05/25 GS	SW846 6020B <sup>1</sup>	SW846 3050B <sup>2</sup>
Cadmium	< 0.11	0.11	mg/kg	10	10/28/25	11/05/25 GS	SW846 6020B <sup>1</sup>	SW846 3050B <sup>2</sup>
Copper	5.0	2.2	mg/kg	10	10/28/25	11/05/25 GS	SW846 6020B <sup>1</sup>	SW846 3050B <sup>2</sup>
Lead	4.5	0.54	mg/kg	10	10/28/25	11/05/25 GS	SW846 6020B <sup>1</sup>	SW846 3050B <sup>2</sup>
Nickel	6.0	2.2	mg/kg	10	10/28/25	11/05/25 GS	SW846 6020B <sup>1</sup>	SW846 3050B <sup>2</sup>
Selenium	< 0.22	0.22	mg/kg	10	10/28/25	11/05/25 GS	SW846 6020B <sup>1</sup>	SW846 3050B <sup>2</sup>
Silver	< 0.11	0.11	mg/kg	10	10/28/25	11/05/25 GS	SW846 6020B <sup>1</sup>	SW846 3050B <sup>2</sup>
Zinc	18.9	11	mg/kg	10	10/28/25	11/05/25 GS	SW846 6020B <sup>1</sup>	SW846 3050B <sup>2</sup>

(1) Instrument QC Batch: MA19808

(2) Prep QC Batch: MP43940

RL = Reporting Limit

## Report of Analysis

<b>Client Sample ID:</b> BKG01@4'	<b>Date Sampled:</b> 10/27/25
<b>Lab Sample ID:</b> DA76672-2	<b>Date Received:</b> 10/27/25
<b>Matrix:</b> SO - Soil	<b>Percent Solids:</b> 96.8
<b>Project:</b> CDH: Lundvall J 18-6	

### General Chemistry

Analyte	Result	RL	Units	DF	Analyzed	By	Method
<b>%solids</b>							
Solids, Percent	96.8		%	1	10/27/25	JL	SM2540G-2011 M
<b>pH-saturated paste method</b>							
pH	8.09		su	1	10/29/25 22:06	GC	WREP-125,4E-SATPASTE
<b>prep: DEPT.OF AG, BOOK N9</b>							
Specific Conductivity	0.25	0.0010	mmhos/cm	1	10/29/25 22:22	GC	SM 2510B-2011 MOD
Chromium, Hexavalent <sup>a</sup>	< 0.42	0.42	mg/kg	1	11/13/25 15:51	AFL	SW846 7199

(a) Analysis performed at SGS Orlando, FL.

RL = Reporting Limit

## Report of Analysis

<b>Client Sample ID:</b> BKG01@4'	
<b>Lab Sample ID:</b> DA76672-2A	<b>Date Sampled:</b> 10/27/25
<b>Matrix:</b> SO - Soil	<b>Date Received:</b> 10/27/25
	<b>Percent Solids:</b> 96.8
<b>Project:</b> CDH: Lundvall J 18-6	

### SAR Metals Analysis

Analyte	Result	RL	Units	DF	Prep	Analyzed By	Method	Prep Method
Calcium	27.7	6.0	mg/l	1	10/28/25	11/07/25 BR	SW846 6010C <sup>1</sup>	USDA HANDBOOK 60 <sup>2</sup>
Magnesium	8.96	3.0	mg/l	1	10/28/25	11/07/25 BR	SW846 6010C <sup>1</sup>	USDA HANDBOOK 60 <sup>2</sup>
Sodium	12.3	6.0	mg/l	1	10/28/25	11/07/25 BR	SW846 6010C <sup>1</sup>	USDA HANDBOOK 60 <sup>2</sup>

(1) Instrument QC Batch: MA19815

(2) Prep QC Batch: MP43975

RL = Reporting Limit

## Report of Analysis

<b>Client Sample ID:</b> BKG01@4'	<b>Date Sampled:</b> 10/27/25
<b>Lab Sample ID:</b> DA76672-2A	<b>Date Received:</b> 10/27/25
<b>Matrix:</b> SO - Soil	<b>Percent Solids:</b> 96.8
<b>Project:</b> CDH: Lundvall J 18-6	

### General Chemistry

Analyte	Result	RL	Units	DF	Analyzed	By	Method
Sodium Adsorption Ratio <sup>a</sup>	0.519		ratio	1	11/07/25 23:21	BR	USDA HANDBOOK 60

(a) Calculated as:  $(Na \text{ meq/L}) / \sqrt{[(Ca \text{ meq/L}) + (Mg \text{ meq/L})/2]}$

---

RL = Reporting Limit

## Report of Analysis

<b>Client Sample ID:</b> BKG01@4'	<b>Date Sampled:</b> 10/27/25
<b>Lab Sample ID:</b> DA76672-2B	<b>Date Received:</b> 10/27/25
<b>Matrix:</b> SO - Soil	<b>Percent Solids:</b> 96.8
<b>Project:</b> CDH: Lundvall J 18-6	

### Hot Water Soluble Boron Metals Analysis

Analyte	Result	RL	Units	DF	Prep	Analyzed By	Method	Prep Method
Boron	< 0.50	0.50	mg/l	1	10/28/25	11/10/25 BR	SW846 6010C <sup>1</sup>	HWS-B <sup>2</sup>

(1) Instrument QC Batch: MA19824

(2) Prep QC Batch: MP43946

---

RL = Reporting Limit

## Report of Analysis

<b>Client Sample ID:</b> BKG02@4'	<b>Date Sampled:</b> 10/27/25
<b>Lab Sample ID:</b> DA76672-3	<b>Date Received:</b> 10/27/25
<b>Matrix:</b> SO - Soil	<b>Percent Solids:</b> 94.8
<b>Project:</b> CDH: Lundvall J 18-6	

### Metals Analysis

Analyte	Result	RL	Units	DF	Prep	Analized By	Method	Prep Method
Arsenic	3.5	0.20	mg/kg	10	10/28/25	11/05/25 GS	SW846 6020B <sup>1</sup>	SW846 3050B <sup>2</sup>
Barium	74.8	2.0	mg/kg	10	10/28/25	11/05/25 GS	SW846 6020B <sup>1</sup>	SW846 3050B <sup>2</sup>
Cadmium	0.12	0.10	mg/kg	10	10/28/25	11/05/25 GS	SW846 6020B <sup>1</sup>	SW846 3050B <sup>2</sup>
Copper	8.6	2.0	mg/kg	10	10/28/25	11/05/25 GS	SW846 6020B <sup>1</sup>	SW846 3050B <sup>2</sup>
Lead	7.2	0.51	mg/kg	10	10/28/25	11/05/25 GS	SW846 6020B <sup>1</sup>	SW846 3050B <sup>2</sup>
Nickel	9.0	2.0	mg/kg	10	10/28/25	11/05/25 GS	SW846 6020B <sup>1</sup>	SW846 3050B <sup>2</sup>
Selenium	< 0.20	0.20	mg/kg	10	10/28/25	11/05/25 GS	SW846 6020B <sup>1</sup>	SW846 3050B <sup>2</sup>
Silver	< 0.10	0.10	mg/kg	10	10/28/25	11/05/25 GS	SW846 6020B <sup>1</sup>	SW846 3050B <sup>2</sup>
Zinc	31.0	10	mg/kg	10	10/28/25	11/05/25 GS	SW846 6020B <sup>1</sup>	SW846 3050B <sup>2</sup>

(1) Instrument QC Batch: MA19808

(2) Prep QC Batch: MP43940

RL = Reporting Limit

## Report of Analysis

<b>Client Sample ID:</b> BKG02@4'	<b>Date Sampled:</b> 10/27/25
<b>Lab Sample ID:</b> DA76672-3	<b>Date Received:</b> 10/27/25
<b>Matrix:</b> SO - Soil	<b>Percent Solids:</b> 94.8
<b>Project:</b> CDH: Lundvall J 18-6	

### General Chemistry

Analyte	Result	RL	Units	DF	Analyzed	By	Method
<b>%solids</b>							
Solids, Percent	94.8		%	1	10/27/25	JL	SM2540G-2011 M
<b>pH-saturated paste method</b>							
pH	7.63		su	1	10/29/25 22:06	GC	WREP-125,4E-SATPASTE
<b>prep: DEPT.OF AG, BOOK N9</b>							
Specific Conductivity	2.7	0.0010	mmhos/cm	1	10/29/25 22:22	GC	SM 2510B-2011 MOD
Chromium, Hexavalent <sup>a</sup>	< 0.42	0.42	mg/kg	1	11/13/25 16:12	AFL	SW846 7199

(a) Analysis performed at SGS Orlando, FL.

RL = Reporting Limit

## Report of Analysis

<b>Client Sample ID:</b> BKG02@4'	<b>Date Sampled:</b> 10/27/25
<b>Lab Sample ID:</b> DA76672-3A	<b>Date Received:</b> 10/27/25
<b>Matrix:</b> SO - Soil	<b>Percent Solids:</b> 94.8
<b>Project:</b> CDH: Lundvall J 18-6	

### SAR Metals Analysis

Analyte	Result	RL	Units	DF	Prep	Analyzed By	Method	Prep Method
Calcium	257	6.0	mg/l	1	10/28/25	11/07/25 BR	SW846 6010C <sup>1</sup>	USDA HANDBOOK 60 <sup>2</sup>
Magnesium	183	3.0	mg/l	1	10/28/25	11/07/25 BR	SW846 6010C <sup>1</sup>	USDA HANDBOOK 60 <sup>2</sup>
Sodium	132	6.0	mg/l	1	10/28/25	11/07/25 BR	SW846 6010C <sup>1</sup>	USDA HANDBOOK 60 <sup>2</sup>

(1) Instrument QC Batch: MA19815

(2) Prep QC Batch: MP43975

RL = Reporting Limit

## Report of Analysis

<b>Client Sample ID:</b> BKG02@4'	<b>Date Sampled:</b> 10/27/25
<b>Lab Sample ID:</b> DA76672-3A	<b>Date Received:</b> 10/27/25
<b>Matrix:</b> SO - Soil	<b>Percent Solids:</b> 94.8
<b>Project:</b> CDH: Lundvall J 18-6	

### General Chemistry

Analyte	Result	RL	Units	DF	Analyzed	By	Method
Sodium Adsorption Ratio <sup>a</sup>	1.54		ratio	1	11/07/25 23:22	BR	USDA HANDBOOK 60

(a) Calculated as:  $(Na \text{ meq/L}) / \sqrt{[(Ca \text{ meq/L}) + (Mg \text{ meq/L})/2]}$

---

RL = Reporting Limit

## Report of Analysis

<b>Client Sample ID:</b> BKG02@4'	<b>Date Sampled:</b> 10/27/25
<b>Lab Sample ID:</b> DA76672-3B	<b>Date Received:</b> 10/27/25
<b>Matrix:</b> SO - Soil	<b>Percent Solids:</b> 94.8
<b>Project:</b> CDH: Lundvall J 18-6	

### Hot Water Soluble Boron Metals Analysis

Analyte	Result	RL	Units	DF	Prep	Analyzed By	Method	Prep Method
Boron	< 0.50	0.50	mg/l	1	10/28/25	11/10/25 BR	SW846 6010C <sup>1</sup>	HWS-B <sup>2</sup>

(1) Instrument QC Batch: MA19824

(2) Prep QC Batch: MP43946

---

RL = Reporting Limit

## Report of Analysis

<b>Client Sample ID:</b> BKG03@4'	<b>Date Sampled:</b> 10/27/25
<b>Lab Sample ID:</b> DA76672-4	<b>Date Received:</b> 10/27/25
<b>Matrix:</b> SO - Soil	<b>Percent Solids:</b> 94.9
<b>Project:</b> CDH: Lundvall J 18-6	

### Metals Analysis

Analyte	Result	RL	Units	DF	Prep	Analyzed By	Method	Prep Method
Arsenic	4.6	0.20	mg/kg	10	10/28/25	11/05/25 GS	SW846 6020B <sup>1</sup>	SW846 3050B <sup>2</sup>
Barium	99.2	2.0	mg/kg	10	10/28/25	11/05/25 GS	SW846 6020B <sup>1</sup>	SW846 3050B <sup>2</sup>
Cadmium	< 0.098	0.098	mg/kg	10	10/28/25	11/05/25 GS	SW846 6020B <sup>1</sup>	SW846 3050B <sup>2</sup>
Copper	5.2	2.0	mg/kg	10	10/28/25	11/05/25 GS	SW846 6020B <sup>1</sup>	SW846 3050B <sup>2</sup>
Lead	5.8	0.49	mg/kg	10	10/28/25	11/05/25 GS	SW846 6020B <sup>1</sup>	SW846 3050B <sup>2</sup>
Nickel	8.5	2.0	mg/kg	10	10/28/25	11/05/25 GS	SW846 6020B <sup>1</sup>	SW846 3050B <sup>2</sup>
Selenium	< 0.20	0.20	mg/kg	10	10/28/25	11/05/25 GS	SW846 6020B <sup>1</sup>	SW846 3050B <sup>2</sup>
Silver	< 0.098	0.098	mg/kg	10	10/28/25	11/05/25 GS	SW846 6020B <sup>1</sup>	SW846 3050B <sup>2</sup>
Zinc	21.3	9.8	mg/kg	10	10/28/25	11/05/25 GS	SW846 6020B <sup>1</sup>	SW846 3050B <sup>2</sup>

(1) Instrument QC Batch: MA19808

(2) Prep QC Batch: MP43940

RL = Reporting Limit

# Report of Analysis

<b>Client Sample ID:</b> BKG03@4'	<b>Date Sampled:</b> 10/27/25
<b>Lab Sample ID:</b> DA76672-4	<b>Date Received:</b> 10/27/25
<b>Matrix:</b> SO - Soil	<b>Percent Solids:</b> 94.9
<b>Project:</b> CDH: Lundvall J 18-6	

## General Chemistry

Analyte	Result	RL	Units	DF	Analyzed	By	Method
<b>%solids</b>							
Solids, Percent	94.9		%	1	10/27/25	JL	SM2540G-2011 M
<b>pH-saturated paste method</b>							
pH	7.90		su	1	10/29/25 22:06	GC	WREP-125,4E-SATPASTE
<b>prep: DEPT.OF AG, BOOK N9</b>							
Specific Conductivity	0.65	0.0010	mmhos/cm	1	10/29/25 22:22	GC	SM 2510B-2011 MOD
Chromium, Hexavalent <sup>a</sup>	< 0.41	0.41	mg/kg	1	11/13/25 16:32	AFL	SW846 7199

(a) Analysis performed at SGS Orlando, FL.

RL = Reporting Limit

## Report of Analysis

<b>Client Sample ID:</b> BKG03@4'	<b>Date Sampled:</b> 10/27/25
<b>Lab Sample ID:</b> DA76672-4A	<b>Date Received:</b> 10/27/25
<b>Matrix:</b> SO - Soil	<b>Percent Solids:</b> 94.9
<b>Project:</b> CDH: Lundvall J 18-6	

### SAR Metals Analysis

Analyte	Result	RL	Units	DF	Prep	Analyzed By	Method	Prep Method
Calcium	53.6	6.0	mg/l	1	10/28/25	11/07/25 BR	SW846 6010C <sup>1</sup>	USDA HANDBOOK 60 <sup>2</sup>
Magnesium	29.4	3.0	mg/l	1	10/28/25	11/07/25 BR	SW846 6010C <sup>1</sup>	USDA HANDBOOK 60 <sup>2</sup>
Sodium	44.4	6.0	mg/l	1	10/28/25	11/07/25 BR	SW846 6010C <sup>1</sup>	USDA HANDBOOK 60 <sup>2</sup>

(1) Instrument QC Batch: MA19815

(2) Prep QC Batch: MP43975

RL = Reporting Limit

## Report of Analysis

<b>Client Sample ID:</b> BKG03@4'	<b>Date Sampled:</b> 10/27/25
<b>Lab Sample ID:</b> DA76672-4A	<b>Date Received:</b> 10/27/25
<b>Matrix:</b> SO - Soil	<b>Percent Solids:</b> 94.9
<b>Project:</b> CDH: Lundvall J 18-6	

### General Chemistry

Analyte	Result	RL	Units	DF	Analyzed	By	Method
Sodium Adsorption Ratio <sup>a</sup>	1.21		ratio	1	11/07/25 23:23	BR	USDA HANDBOOK 60

(a) Calculated as:  $(Na \text{ meq/L}) / \sqrt{[(Ca \text{ meq/L}) + (Mg \text{ meq/L})/2]}$

---

RL = Reporting Limit

## Report of Analysis

<b>Client Sample ID:</b> BKG03@4'	<b>Date Sampled:</b> 10/27/25
<b>Lab Sample ID:</b> DA76672-4B	<b>Date Received:</b> 10/27/25
<b>Matrix:</b> SO - Soil	<b>Percent Solids:</b> 94.9
<b>Project:</b> CDH: Lundvall J 18-6	

### Hot Water Soluble Boron Metals Analysis

Analyte	Result	RL	Units	DF	Prep	Analyzed By	Method	Prep Method
Boron	< 0.50	0.50	mg/l	1	10/28/25	11/10/25 BR	SW846 6010C <sup>1</sup>	HWS-B <sup>2</sup>

(1) Instrument QC Batch: MA19824

(2) Prep QC Batch: MP43946

---

RL = Reporting Limit

Misc. Forms

---

Custody Documents and Other Forms

---

Includes the following where applicable:

- Chain of Custody



# CHAIN OF CUSTODY

SGS North America Inc. - Wheat Ridge  
 4036 Youngfield Street, Wheat Ridge, CO 80033  
 TEL: 303-425-6021 FAX: 303-425-6854  
 www.sgs.com/ehsusua

Bottle Order Control #	FED-EX Tracking #
SGS Quote #	SGS Job # <b>DA76672</b>

Client / Reporting Information		Project Information										Requested Analysis (see TEST CODE sheet)										Matrix Codes											
Company: <b>CDH Consulting</b>		Project Name: <b>Lundvall J 18-6</b>										<b>Full Table 915-1</b> <b>Table 915-1 Inorganic</b>										DW - Drinking Water GW - Ground Water WW - Water SW - Surface Water SO - Soil SL - Sludge SED - Sediment OI - Oil LIQ - Other Liquid AIR - Air SOL - Other Solid WP - Wipe FB - Field Blank EB - Equipment Blank RB - Rinse Blank TB - Trip Blank											
Street:		Street:																															
City, State ZIP:		City, State ZIP:																															
Project Contact: <b>David Steinback</b>		Project #:																															
Phone: <b>970-403-4108</b>		Client Purchase Order #:										Company: <b>Chevron - PDC</b>										<b>LAB USE ONLY</b>											
Email: <b>CDH Team 1</b>		Project Manager: <b>Dan Peterson</b>										Street Address:																					
Sampler(s) Name(s): <b>DT, NI</b>		Attention:										City, State ZIP:																					
		Collection										Number of preserved Bottles																					
Field ID / Point of Collection	Date	Time	Sampled by	Matrix	# of bottles	NO <sub>2</sub>	NO <sub>3</sub>	PH	PH <sub>2</sub>	PH <sub>3</sub>	PH <sub>4</sub>	PH <sub>5</sub>	PH <sub>6</sub>	PH <sub>7</sub>	PH <sub>8</sub>	PH <sub>9</sub>	PH <sub>10</sub>	PH <sub>11</sub>	PH <sub>12</sub>	PH <sub>13</sub>	PH <sub>14</sub>	PH <sub>15</sub>	PH <sub>16</sub>	PH <sub>17</sub>	PH <sub>18</sub>	PH <sub>19</sub>	PH <sub>20</sub>						
<b>W101@4.5'</b>	<b>10/27/15</b>	<b>09:43</b>	<b>DT</b>	<b>SO</b>	<b>3</b>	<b>X</b>																											
<b>BK601@4'</b>		<b>10:58</b>	<b>NI</b>	<b>SO</b>	<b>3</b>	<b>X</b>																											
<b>BK602@4'</b>		<b>10:37</b>	<b>NI</b>	<b>SO</b>	<b>3</b>	<b>X</b>																											
<b>BK603@4'</b>		<b>10:08</b>	<b>NI</b>	<b>SO</b>	<b>3</b>	<b>X</b>																											
Turnaround Time (Business days)						Data Deliverable Information										Comments / Special Instructions																	
<input checked="" type="checkbox"/> Standard 10 Business Days <input type="checkbox"/> 5 Business Days RUSH <input type="checkbox"/> 3 Business Days RUSH <input type="checkbox"/> 2 Business Days RUSH <input type="checkbox"/> 1 Business Day EMERGENC						<b>Special Reporting Instructions</b> <input type="checkbox"/> Report in PPB <input type="checkbox"/> Report in PPM <input type="checkbox"/> Report MDLs						<input type="checkbox"/> Commercial "A" (Level 1, Results Only) <input type="checkbox"/> Commercial "B" (Level 2, Results + QC Summary) <input type="checkbox"/> COMMBN (Results/QC/Narrative) <input type="checkbox"/> COMMBN+ (Results/QC/Narrative (+ chromatograms)) <input type="checkbox"/> REDT2 <input type="checkbox"/> FULT1						<input type="checkbox"/> EDD Format															
<b>Sample Custody must be documented below each time samples change possession, including courier delivery.</b>																																	
Relinquished By Sampler: <b>CDH</b>		Date/Time: <b>10/27/15 15:38</b>		Received By: <b>CS</b>		Date/Time: <b>10/27/15 15:38</b>		Relinquished By:		Date/Time:		Received By:		Date/Time:		Received By:		Date/Time:		Received By:		Date/Time:		Received By:									
Custody Seal #		Intact <input type="checkbox"/>		Not intact <input type="checkbox"/>		Absent <input type="checkbox"/>		Preserved where applicable <input type="checkbox"/>		Cooler Temp °C: <b>7.5</b>		Therm. ID: <b>772</b>		On Ice <input checked="" type="checkbox"/>		<a href="http://www.sgs.com/en/terms-and-conditions">http://www.sgs.com/en/terms-and-conditions</a>																	

EHSA-QAC-0027-00-FORM-Wheat Ridge - DW COC; Rev. Date: 4/10/18

DA76672: Chain of Custody

Page 1 of 2



## SGS Sample Receipt Summary

Job Number: da76672

Client: CDH

Project: LUNDVALL J 18-6

Date / Time Received: 10/27/2025 3:38:00 PM

Delivery Method: CO

Airbill #'s: \_\_\_\_\_

Cooler Temps (Raw Measured) °C: Cooler 1: (4.0);

Cooler Temps (Corrected) °C: Cooler 1: (4.0);

**Cooler Informatio**

Y or N

- 1. Custody Seals Present:
- 2. Custody Seals Intact:
- 3. Temp criteria achieved:
- 4. Cooler temp verification: IR Gun
- 5. Cooler media: Ice (Bag)

**Trip Blank Information**

Y or N N/A

- 1. Trip Blank present / cooler:
- 2. Trip Blank listed on COC:

W or S N/A

- 3. Type of TB Received

**Sample Information**

Y or N N/A

- 1. Sample labels present on bottles:
- 2. Samples presented properly:
- 3. Sufficient volume/containers recv'd for analysis:
- 4. Condition of sample: Intact
- 5. Sample recv'd within HT:
- 6. Dates/Times/IDs on COC match sample label:
- 7. VOCs have headspace:
- 8. Bottles received for unspecified tests:
- 9. Compositing instructions clear:
- 10. Voa Soil Kits/Jars received past 48hrs?:
- 11. % Solids Jar Received?:
- 12. Residual Chlorine Present?:

**Misc Information**

Number of Encores: 25 Gram 5 Gram Number of Lab Filtered Metals  
 Test Strip Lot #: pH 0-3: \_\_\_\_\_ pH 10-12: \_\_\_\_\_ Other: (Specify) \_\_\_\_\_  
 Residual Chlorine Test Strip Lot: \_\_\_\_\_

Comments

SM001

Rev. Date 05/04/17

Technician: JADENC

Date: 10/27/2025 6:11:20 PM

Reviewer: \_\_\_\_\_

Date: \_\_\_\_\_

**DA76672: Chain of Custody**

Page 2 of 2

4.1  
4

MS Volatiles

QC Data Summaries

---

Includes the following where applicable:

- Method Blank Summaries
- Blank Spike Summaries
- Matrix Spike and Duplicate Summaries

## Method Blank Summary

**Job Number:** DA76672  
**Account:** CHEVRCOG Chevron USA, Inc.  
**Project:** CDH: Lundvall J 18-6

Sample	File ID	DF	Analyzed	By	Prep Date	Prep Batch	Analytical Batch
V5V4557-MB	5V96082.D	1	11/04/25	MB	n/a	n/a	V5V4557

The QC reported here applies to the following samples:

Method: SW846 8260D

DA76672-1

CAS No.	Compound	Result	RL	Units	Q
71-43-2	Benzene	ND	1.0	ug/kg	
100-41-4	Ethylbenzene	ND	2.0	ug/kg	
108-88-3	Toluene	ND	2.0	ug/kg	
95-63-6	1,2,4-Trimethylbenzene	ND	2.0	ug/kg	
108-67-8	1,3,5-Trimethylbenzene	ND	2.0	ug/kg	
	m,p-Xylene	ND	2.0	ug/kg	
95-47-6	o-Xylene	ND	2.0	ug/kg	
1330-20-7	Xylene (total)	ND	2.0	ug/kg	
	TPH-GRO (C6-C10)	ND	200	ug/kg	

CAS No.	Surrogate Recoveries	Limits	
1868-53-7	Dibromofluoromethane	102%	70-130%
2037-26-5	Toluene-D8	99%	70-130%
460-00-4	4-Bromofluorobenzene	97%	70-130%
17060-07-0	1,2-Dichloroethane-D4	101%	70-130%

# Blank Spike Summary

**Job Number:** DA76672  
**Account:** CHEVRCOG Chevron USA, Inc.  
**Project:** CDH: Lundvall J 18-6

Sample	File ID	DF	Analyzed	By	Prep Date	Prep Batch	Analytical Batch
V5V4557-BS	5V96080.D	1	11/04/25	MB	n/a	n/a	V5V4557

The QC reported here applies to the following samples:

Method: SW846 8260D

DA76672-1

CAS No.	Compound	Spike ug/kg	BSP ug/kg	BSP %	Limits
71-43-2	Benzene	50	44.2	88	70-130
100-41-4	Ethylbenzene	50	46.9	94	70-130
108-88-3	Toluene	50	46.3	93	70-130
95-63-6	1,2,4-Trimethylbenzene	50	47.1	94	70-134
108-67-8	1,3,5-Trimethylbenzene	50	46.9	94	70-134
	m,p-Xylene	100	89.7	90	70-130
95-47-6	o-Xylene	50	47.7	95	70-136
1330-20-7	Xylene (total)	150	137	91	70-131

CAS No.	Surrogate Recoveries	BSP	Limits
1868-53-7	Dibromofluoromethane	96%	70-130%
2037-26-5	Toluene-D8	100%	70-130%
460-00-4	4-Bromofluorobenzene	96%	70-130%
17060-07-0	1,2-Dichloroethane-D4	96%	70-130%

\* = Outside of Control Limits.

# Blank Spike Summary

**Job Number:** DA76672  
**Account:** CHEVRCOG Chevron USA, Inc.  
**Project:** CDH: Lundvall J 18-6

Sample	File ID	DF	Analyzed	By	Prep Date	Prep Batch	Analytical Batch
V5V4557-BS	5V96081.D	1	11/04/25	MB	n/a	n/a	V5V4557

The QC reported here applies to the following samples:

Method: SW846 8260D

DA76672-1

CAS No.	Compound	Spike ug/kg	BSP ug/kg	BSP %	Limits
	TPH-GRO (C6-C10)	2000	1750	88	64-144

CAS No.	Surrogate Recoveries	BSP	Limits
1868-53-7	Dibromofluoromethane	96%	70-130%
2037-26-5	Toluene-D8	99%	70-130%
460-00-4	4-Bromofluorobenzene	98%	70-130%
17060-07-0	1,2-Dichloroethane-D4	100%	70-130%

\* = Outside of Control Limits.

# Matrix Spike/Matrix Spike Duplicate Summary

**Job Number:** DA76672  
**Account:** CHEVRCOG Chevron USA, Inc.  
**Project:** CDH: Lundvall J 18-6

Sample	File ID	DF	Analyzed	By	Prep Date	Prep Batch	Analytical Batch
DA76669-3MS	5V96085.D	1	11/04/25	MB	n/a	n/a	V5V4557
DA76669-3MSD	5V96086.D	1	11/04/25	MB	n/a	n/a	V5V4557
DA76669-3	5V96083.D	1	11/04/25	MB	n/a	n/a	V5V4557

The QC reported here applies to the following samples:

Method: SW846 8260D

DA76672-1

CAS No.	Compound	DA76669-3 ug/kg	Spike Q ug/kg	MS ug/kg	MS %	Spike ug/kg	MSD ug/kg	MSD %	RPD	Limits Rec/RPD
71-43-2	Benzene	< 1.2	61.3	37.5	61	60.6	38.2	63	2	44-150/44
100-41-4	Ethylbenzene	< 2.4	61.3	38.1	62	60.6	37.9	63	1	41-149/49
108-88-3	Toluene	< 2.4	61.3	37.1	61	60.6	37.9	63	2	40-149/47
95-63-6	1,2,4-Trimethylbenzene	< 2.4	61.3	35.0	57	60.6	33.2	55	5	26-164/57
108-67-8	1,3,5-Trimethylbenzene	< 2.4	61.3	36.4	59	60.6	34.4	57	6	30-161/60
	m,p-Xylene	< 2.4	123	72.2	59	121	71.1	59	2	36-152/49
95-47-6	o-Xylene	< 2.4	61.3	38.1	62	60.6	37.3	62	2	33-168/49
1330-20-7	Xylene (total)	< 2.4	184	110	60	182	108	59	2	36-157/49

CAS No.	Surrogate Recoveries	MS	MSD	DA76669-3	Limits
1868-53-7	Dibromofluoromethane	105%	101%	106%	70-130%
2037-26-5	Toluene-D8	96%	95%	95%	70-130%
460-00-4	4-Bromofluorobenzene	93%	92%	97%	70-130%
17060-07-0	1,2-Dichloroethane-D4	105%	107%	113%	70-130%

\* = Outside of Control Limits.

5.3.1  
5

# Matrix Spike/Matrix Spike Duplicate Summary

**Job Number:** DA76672  
**Account:** CHEVRCOG Chevron USA, Inc.  
**Project:** CDH: Lundvall J 18-6

Sample	File ID	DF	Analyzed	By	Prep Date	Prep Batch	Analytical Batch
DA76669-4MS	5V96087.D	1	11/04/25	MB	n/a	n/a	V5V4557
DA76669-4MSD	5V96088.D	1	11/04/25	MB	n/a	n/a	V5V4557
DA76669-4	5V96084.D	1	11/04/25	MB	n/a	n/a	V5V4557

The QC reported here applies to the following samples:

Method: SW846 8260D

DA76672-1

CAS No.	Compound	DA76669-4 ug/kg	Spike Q ug/kg	MS ug/kg	MS %	Spike ug/kg	MSD ug/kg	MSD %	RPD	Limits Rec/RPD
	TPH-GRO (C6-C10)	< 210	2120	1370	65	2130	1370	64		18-158/83

CAS No.	Surrogate Recoveries	MS	MSD	DA76669-4	Limits
1868-53-7	Dibromofluoromethane	99%	103%	98%	70-130%
2037-26-5	Toluene-D8	100%	101%	98%	70-130%
460-00-4	4-Bromofluorobenzene	94%	98%	100%	70-130%
17060-07-0	1,2-Dichloroethane-D4	102%	107%	100%	70-130%

\* = Outside of Control Limits.

5.3.2  
5

MS Semi-volatiles

QC Data Summaries

Includes the following where applicable:

- Method Blank Summaries
- Blank Spike Summaries
- Matrix Spike and Duplicate Summaries

# Method Blank Summary

**Job Number:** DA76672  
**Account:** CHEVRCOG Chevron USA, Inc.  
**Project:** CDH: Lundvall J 18-6

Sample	File ID	DF	Analyzed	By	Prep Date	Prep Batch	Analytical Batch
OP29087-MB	9G002131.D	1	10/31/25	TH	10/30/25	OP29087	E9G88

The QC reported here applies to the following samples:

Method: SW846 8270E

DA76672-1

CAS No.	Compound	Result	RL	Units	Q
83-32-9	Acenaphthene	ND	4.0	ug/kg	
120-12-7	Anthracene	ND	4.0	ug/kg	
56-55-3	Benzo(a)anthracene	ND	5.0	ug/kg	
205-99-2	Benzo(b)fluoranthene	ND	4.0	ug/kg	
207-08-9	Benzo(k)fluoranthene	ND	4.0	ug/kg	
50-32-8	Benzo(a)pyrene	ND	4.0	ug/kg	
218-01-9	Chrysene	ND	4.0	ug/kg	
53-70-3	Dibenzo(a,h)anthracene	ND	4.0	ug/kg	
206-44-0	Fluoranthene	ND	4.0	ug/kg	
86-73-7	Fluorene	ND	4.0	ug/kg	
193-39-5	Indeno(1,2,3-cd)pyrene	ND	4.0	ug/kg	
90-12-0	1-Methylnaphthalene	ND	4.0	ug/kg	
91-57-6	2-Methylnaphthalene	ND	4.0	ug/kg	
91-20-3	Naphthalene	ND	2.0	ug/kg	
129-00-0	Pyrene	ND	4.0	ug/kg	

CAS No.	Surrogate Recoveries	Limits	
321-60-8	2-Fluorobiphenyl	84%	22-138%
4165-60-0	Nitrobenzene-d5	100%	32-143%
1718-51-0	Terphenyl-d14	85%	48-149%

# Blank Spike Summary

**Job Number:** DA76672  
**Account:** CHEVRCOG Chevron USA, Inc.  
**Project:** CDH: Lundvall J 18-6

Sample	File ID	DF	Analyzed	By	Prep Date	Prep Batch	Analytical Batch
OP29087-BS	9G002132.D	1	10/31/25	TH	10/30/25	OP29087	E9G88

The QC reported here applies to the following samples:

Method: SW846 8270E

DA76672-1

CAS No.	Compound	Spike ug/kg	BSP ug/kg	BSP %	Limits
83-32-9	Acenaphthene	200	165	83	46-152
120-12-7	Anthracene	200	205	103	65-147
56-55-3	Benzo(a)anthracene	200	200	100	64-144
205-99-2	Benzo(b)fluoranthene	200	205	103	70-154
207-08-9	Benzo(k)fluoranthene	200	202	101	70-158
50-32-8	Benzo(a)pyrene	200	210	105	64-159
218-01-9	Chrysene	200	212	106	70-156
53-70-3	Dibenzo(a,h)anthracene	200	197	99	63-156
206-44-0	Fluoranthene	200	205	103	62-155
86-73-7	Fluorene	200	180	90	55-151
193-39-5	Indeno(1,2,3-cd)pyrene	200	193	97	67-156
90-12-0	1-Methylnaphthalene	200	156	78	21-168
91-57-6	2-Methylnaphthalene	200	153	77	18-161
91-20-3	Naphthalene	200	175	88	2-173
129-00-0	Pyrene	200	210	105	61-158

CAS No.	Surrogate Recoveries	BSP	Limits
321-60-8	2-Fluorobiphenyl	100%	22-138%
4165-60-0	Nitrobenzene-d5	121%	32-143%
1718-51-0	Terphenyl-d14	97%	48-149%

\* = Outside of Control Limits.

# Matrix Spike/Matrix Spike Duplicate Summary

**Job Number:** DA76672  
**Account:** CHEVRCOG Chevron USA, Inc.  
**Project:** CDH: Lundvall J 18-6

Sample	File ID	DF	Analyzed	By	Prep Date	Prep Batch	Analytical Batch
OP29087-MS	9G002153.D	1	10/31/25	TH	10/30/25	OP29087	E9G88
OP29087-MSD	9G002154.D	1	10/31/25	TH	10/30/25	OP29087	E9G88
DA76669-8	9G002152.D	1	10/31/25	TH	10/30/25	OP29087	E9G88

The QC reported here applies to the following samples:

Method: SW846 8270E

DA76672-1

CAS No.	Compound	DA76669-8 ug/kg	Spike Q ug/kg	MS ug/kg	MS %	Spike ug/kg	MSD ug/kg	MSD %	RPD	Limits Rec/RPD
83-32-9	Acenaphthene	< 4.0	202	183	91	210	195	93	6	30-148/32
120-12-7	Anthracene	< 4.0	202	223	111	210	228	109	2	40-148/33
56-55-3	Benzo(a)anthracene	< 4.9	202	229	113	210	232	111	1	44-144/32
205-99-2	Benzo(b)fluoranthene	< 4.0	202	228	113	210	232	111	2	36-166/43
207-08-9	Benzo(k)fluoranthene	< 4.0	202	213	106	210	218	104	2	43-165/41
50-32-8	Benzo(a)pyrene	32.7	202	246	56	210	254	58	3	41-161/37
218-01-9	Chrysene	< 4.0	202	341	169* a	210	339	162* a	1	52-152/32
53-70-3	Dibenzo(a,h)anthracene	9.5	202	225	107	210	225	103	0	42-155/36
206-44-0	Fluoranthene	< 4.0	202	213	106	210	218	104	2	40-151/34
86-73-7	Fluorene	< 4.0	202	198	98	210	201	96	2	34-149/34
193-39-5	Indeno(1,2,3-cd)pyrene	17.4	202	222	101	210	224	98	1	41-156/37
90-12-0	1-Methylnaphthalene	< 4.0	202	177	88	210	186	89	5	23-149/36
91-57-6	2-Methylnaphthalene	< 4.0	202	175	87	210	185	88	6	18-144/35
91-20-3	Naphthalene	< 2.0	202	194	96	210	202	96	4	18-150/32
129-00-0	Pyrene	12.1	202	224	105	210	230	104	3	38-156/33

CAS No.	Surrogate Recoveries	MS	MSD	DA76669-8	Limits
321-60-8	2-Fluorobiphenyl	93%	100%	95%	22-138%
4165-60-0	Nitrobenzene-d5	106%	113%	106%	32-143%
1718-51-0	Terphenyl-d14	89%	94%	88%	48-149%

(a) Outside control limits. Refer to Blank Spike.

\* = Outside of Control Limits.

GC/LC Semi-volatiles

QC Data Summaries

Includes the following where applicable:

- Method Blank Summaries
- Blank Spike Summaries
- Matrix Spike and Duplicate Summaries

## Method Blank Summary

**Job Number:** DA76672  
**Account:** CHEVRCOG Chevron USA, Inc.  
**Project:** CDH: Lundvall J 18-6

Sample	File ID	DF	Analyzed	By	Prep Date	Prep Batch	Analytical Batch
OP29077-MB	FP088538.D	1	10/30/25	JB	10/29/25	OP29077	GFP2522

The QC reported here applies to the following samples:

Method: SW846-8015C

DA76672-1

CAS No.	Compound	Result	RL	Units	Q
	TPH-DRO (C10-C28)	ND	4.0	mg/kg	
	TPH-ORO (> C28-C36)	ND	6.0	mg/kg	

CAS No.	Surrogate Recoveries	Limits
84-15-1	o-Terphenyl	89% 20-142%

7.1.1  
7

# Blank Spike Summary

**Job Number:** DA76672  
**Account:** CHEVRCOG Chevron USA, Inc.  
**Project:** CDH: Lundvall J 18-6

Sample	File ID	DF	Analyzed	By	Prep Date	Prep Batch	Analytical Batch
OP29077-BS1	FP088539.D	1	10/30/25	JB	10/29/25	OP29077	GFP2522

The QC reported here applies to the following samples:

Method: SW846-8015C

DA76672-1

CAS No.	Compound	Spike mg/kg	BSP mg/kg	BSP %	Limits
	TPH-DRO (C10-C28)	200	196	98	70-130

CAS No.	Surrogate Recoveries	BSP	Limits
84-15-1	o-Terphenyl	97%	20-142%

\* = Outside of Control Limits.

# Blank Spike Summary

**Job Number:** DA76672  
**Account:** CHEVRCOG Chevron USA, Inc.  
**Project:** CDH: Lundvall J 18-6

Sample	File ID	DF	Analyzed	By	Prep Date	Prep Batch	Analytical Batch
OP29077-BS2	FP088540.D	1	10/30/25	JB	10/29/25	OP29077	GFP2522

The QC reported here applies to the following samples:

Method: SW846-8015C

DA76672-1

CAS No.	Compound	Spike mg/kg	BSP mg/kg	BSP %	Limits
	TPH-ORO (> C28-C36)	200	216	108	70-138

CAS No.	Surrogate Recoveries	BSP	Limits
84-15-1	o-Terphenyl	92%	20-142%

\* = Outside of Control Limits.

# Matrix Spike Summary

**Job Number:** DA76672  
**Account:** CHEVRCOG Chevron USA, Inc.  
**Project:** CDH: Lundvall J 18-6

Sample	File ID	DF	Analyzed	By	Prep Date	Prep Batch	Analytical Batch
OP29077-MS2	FP088543.D	1	10/30/25	JB	10/29/25	OP29077	GFP2522
DA76665-20	FP088546.D	1	10/30/25	JB	10/29/25	OP29077	GFP2522

The QC reported here applies to the following samples:

Method: SW846-8015C

DA76672-1

CAS No.	Compound	DA76665-20 mg/kg	Spike Q	MS mg/kg	MS %	Limits
	TPH-ORO (> C28-C36)	691	213	702	5* a	70-153

CAS No.	Surrogate Recoveries	MS	DA76665-20	Limits
84-15-1	o-Terphenyl	95%	98%	20-142%

(a) Suspect spike inadvertently not added. Refer to BS.

\* = Outside of Control Limits.

# Matrix Spike/Matrix Spike Duplicate Summary

**Job Number:** DA76672  
**Account:** CHEVRCOG Chevron USA, Inc.  
**Project:** CDH: Lundvall J 18-6

Sample	File ID	DF	Analyzed	By	Prep Date	Prep Batch	Analytical Batch
OP29077-MS1	FP088541.D	1	10/30/25	JB	10/29/25	OP29077	GFP2522
OP29077-MSD1	FP088542.D	1	10/30/25	JB	10/28/25	OP29077	GFP2522
DA76665-19	FP088545.D	1	10/30/25	JB	10/29/25	OP29077	GFP2522

The QC reported here applies to the following samples:

Method: SW846-8015C

DA76672-1

CAS No.	Compound	DA76665-19 Spike mg/kg	MS mg/kg	MS %	Spike mg/kg	MSD mg/kg	MSD %	RPD	Limits Rec/RPD	
	TPH-DRO (C10-C28)	248	201	565	158* a	204	568	157* a	1	59-130/30

CAS No.	Surrogate Recoveries	MS	MSD	DA76665-19 Limits	
84-15-1	o-Terphenyl	101%	102%	99%	20-142%

(a) Outside control limits biased low due to high detection in parent sample relative to spike amount.

\* = Outside of Control Limits.

7.4.1

# Duplicate Summary

**Job Number:** DA76672  
**Account:** CHEVRCOG Chevron USA, Inc.  
**Project:** CDH: Lundvall J 18-6

Sample	File ID	DF	Analyzed	By	Prep Date	Prep Batch	Analytical Batch
OP29077-DUP	FP088544.D	1	10/30/25	JB	10/28/25	OP29077	GFP2522
DA76665-20	FP088546.D	1	10/30/25	JB	10/29/25	OP29077	GFP2522

The QC reported here applies to the following samples:

Method: SW846-8015C

DA76672-1

CAS No.	Compound	DA76665-20 DUP				Limits
		mg/kg	Q	mg/kg	Q	
	TPH-DRO (C10-C28)	427		398	7	30
	TPH-ORO (> C28-C36)	691		659	5	30

CAS No.	Surrogate Recoveries	DUP	DA76665-20	Limits
84-15-1	o-Terphenyl	93%	98%	20-142%

\* = Outside of Control Limits.

## Metals Analysis

---

### QC Data Summaries

---

Includes the following where applicable:

- Method Blank Summaries
- Matrix Spike and Duplicate Summaries
- Blank Spike and Lab Control Sample Summaries
- Serial Dilution Summaries

BLANK RESULTS SUMMARY  
Part 2 - Method Blanks

Login Number: DA76672  
Account: CHEVRCOG - Chevron USA, Inc.  
Project: CDH: Lundvall J 18-6

QC Batch ID: MP43940  
Matrix Type: SOLID

Methods: SW846 6020B  
Units: mg/kg

Prep Date: 10/28/25

Metal	RL	IDL	MDL	MB raw	final
Aluminum	50	.52	5		
Antimony	0.40	.01	.05		
Arsenic	0.20	.05	.05	0.044	<0.20
Barium	2.0	.096	.24	0.060	<2.0
Beryllium	0.20	.077	.04		
Boron	40	18	10		
Cadmium	0.10	.03	.04	0.0065	<0.10
Calcium	400	25	30		
Chromium	2.0	.087	.6		
Cobalt	0.20	.04	.025		
Copper	2.0	.05	.25	0.020	<2.0
Iron	20	1.6	15		
Lead	0.50	.094	.2	0.0077	<0.50
Magnesium	100	10	10		
Manganese	1.0	.079	.2		
Molybdenum	1.0	.037	.27		
Nickel	2.0	.098	.2	0.011	<2.0
Phosphorus	60	7.6	25		
Potassium	200	2	25		
Selenium	0.20	.05	.05	0.0068	<0.20
Silver	0.10	.0081	.03	0.0018	<0.10
Sodium	500	10	30		
Strontium	20	.1	1		
Thallium	0.20	.032	.04		
Tin	10	.22	4		
Titanium	2.0	.05	.3		
Uranium	0.20	.015	.1		
Vanadium	1.0	.14	.2		
Zinc	10	.05	1	0.055	<10

Associated samples MP43940: DA76672-2, DA76672-3, DA76672-4, DA76672-1C

Results < IDL are shown as zero for calculation purposes  
(\* ) Outside of QC limits  
(anr) Analyte not requested

8.1.1  
8

MATRIX SPIKE AND DUPLICATE RESULTS SUMMARY

Login Number: DA76672  
 Account: CHEVRCOG - Chevron USA, Inc.  
 Project: CDH: Lundvall J 18-6

QC Batch ID: MP43940  
 Matrix Type: SOLID

Methods: SW846 6020B  
 Units: mg/kg

Prep Date: 10/28/25

Metal	DA76660-5C Original MS		SpikeLot ICPMS6	% Rec	QC Limits
Aluminum					
Antimony					
Arsenic	2.2	92.7	94.9	95.4	75-125
Barium	43.5	232	190	99.3	75-125
Beryllium					
Boron					
Cadmium	0.19	47.6	47.4	99.9	75-125
Calcium					
Chromium					
Cobalt					
Copper	5.5	51.2	47.4	96.3	75-125
Iron					
Lead	5.9	100	94.9	99.2	75-125
Magnesium					
Manganese					
Molybdenum					
Nickel	4.4	49.8	47.4	95.7	75-125
Phosphorus					
Potassium					
Selenium	0.18	91.1	94.9	95.8	75-125
Silver	0.036	18.8	19	98.9	75-125
Sodium					
Strontium					
Thallium					
Tin					
Titanium					
Uranium					
Vanadium					
Zinc	21.6	65.1	47.4	91.7	75-125

Associated samples MP43940: DA76672-2, DA76672-3, DA76672-4, DA76672-1C

Results < IDL are shown as zero for calculation purposes  
 (\*) Outside of QC limits  
 (N) Matrix Spike Rec. outside of QC limits  
 (anr) Analyte not requested

8.1.2  
8

MATRIX SPIKE AND DUPLICATE RESULTS SUMMARY

Login Number: DA76672  
 Account: CHEVRCOG - Chevron USA, Inc.  
 Project: CDH: Lundvall J 18-6

QC Batch ID: MP43940  
 Matrix Type: SOLID

Methods: SW846 6020B  
 Units: mg/kg

Prep Date: 10/28/25

Metal	DA76660-5C Original MSD		Spike/lot ICPMS6 % Rec		MSD RPD	QC Limit
Aluminum						
Antimony						
Arsenic	2.2	86.2	87	96.6	7.3	20
Barium	43.5	215	174	98.6	7.6	20
Beryllium						
Boron						
Cadmium	0.19	43.5	43.5	99.6	9.0	20
Calcium						
Chromium						
Cobalt						
Copper	5.5	47.6	43.5	96.8	7.3	20
Iron						
Lead	5.9	93.3	87	100.5	6.9	20
Magnesium						
Manganese						
Molybdenum						
Nickel	4.4	46.6	43.5	97.0	6.6	20
Phosphorus						
Potassium						
Selenium	0.18	83.9	87	96.2	8.2	20
Silver	0.036	17.4	17.4	99.8	7.7	20
Sodium						
Strontium						
Thallium						
Tin						
Titanium						
Uranium						
Vanadium						
Zinc	21.6	62.2	43.5	93.3	4.6	20

Associated samples MP43940: DA76672-2, DA76672-3, DA76672-4, DA76672-1C

Results < IDL are shown as zero for calculation purposes  
 (\*) Outside of QC limits  
 (N) Matrix Spike Rec. outside of QC limits  
 (anr) Analyte not requested

8.12  
8

SPIKE BLANK AND LAB CONTROL SAMPLE SUMMARY

Login Number: DA76672  
 Account: CHEVRCOG - Chevron USA, Inc.  
 Project: CDH: Lundvall J 18-6

QC Batch ID: MP43940  
 Matrix Type: SOLID

Methods: SW846 6020B  
 Units: mg/kg

Prep Date: 10/28/25

Metal	BSP Result	Spikelot ICPMS6	% Rec	QC Limits
Aluminum				
Antimony				
Arsenic	97.5	100	97.5	80-120
Barium	189	200	94.5	80-120
Beryllium				
Boron				
Cadmium	49.4	50	98.8	80-120
Calcium				
Chromium				
Cobalt				
Copper	49.1	50	98.2	80-120
Iron				
Lead	98.2	100	98.2	80-120
Magnesium				
Manganese				
Molybdenum				
Nickel	48.8	50	97.6	80-120
Phosphorus				
Potassium				
Selenium	97.8	100	97.8	80-120
Silver	19.7	20	98.5	80-120
Sodium				
Strontium				
Thallium				
Tin				
Titanium				
Uranium				
Vanadium				
Zinc	47.9	50	95.8	80-120

Associated samples MP43940: DA76672-2, DA76672-3, DA76672-4, DA76672-1C

Results < IDL are shown as zero for calculation purposes  
 (\*) Outside of QC limits  
 (anr) Analyte not requested

8.1.3  
8

SERIAL DILUTION RESULTS SUMMARY

Login Number: DA76672  
 Account: CHEVRCOG - Chevron USA, Inc.  
 Project: CDH: Lundvall J 18-6

QC Batch ID: MP43940  
 Matrix Type: SOLID

Methods: SW846 6020B  
 Units: ug/l

Prep Date: 10/28/25

Metal	DA76660-5C Original SDL 10:50%DIF		QC Limits	
Aluminum				
Antimony				
Arsenic	20.1	21.1	5.1	0-20
Barium	404	400	0.9	0-20
Beryllium				
Boron				
Cadmium	1.75	0.00	100.0(a)	0-20
Calcium				
Chromium				
Cobalt				
Copper	51.0	51.6	1.2	0-20
Iron				
Lead	55.2	53.7	2.7	0-20
Magnesium				
Manganese				
Molybdenum				
Nickel	41.3	41.7	0.9	0-20
Phosphorus				
Potassium				
Selenium	1.65	0.00	100.0(a)	0-20
Silver	0.331	0.00	100.0(a)	0-20
Sodium				
Strontium				
Thallium				
Tin				
Titanium				
Uranium				
Vanadium				
Zinc	201	179	10.9	0-20

Associated samples MP43940: DA76672-2, DA76672-3, DA76672-4, DA76672-1C

Results < IDL are shown as zero for calculation purposes

(\*) Outside of QC limits

(anr) Analyte not requested

(a) Percent difference acceptable due to low initial sample concentration (< 50 times IDL).

8.1.4  
8

BLANK RESULTS SUMMARY  
Part 2 - Method Blanks

Login Number: DA76672  
Account: CHEVRCOG - Chevron USA, Inc.  
Project: CDH: Lundvall J 18-6

QC Batch ID: MP43946  
Matrix Type: AQUEOUS

Methods: SW846 6010C  
Units: ug/l

Prep Date: 10/28/25

Metal	RL	IDL	MDL	MB raw	final
Aluminum	500	9.9	75		
Antimony	150	30	34		
Arsenic	130	11	23		
Barium	50	.95	6.5		
Beryllium	50	.5	6.5		
Boron	250	6.3	32	10.5	<250
Cadmium	50	1.1	6.5		
Calcium	2000	28	250		
Chromium	50	3.4	6.5		
Cobalt	25	4.1	3.2		
Copper	50	2.5	6.5		
Iron	350	9.3	60		
Lead	250	21	32		
Lithium	25	10	6.5		
Magnesium	1000	35	130		
Manganese	25	.85	3.2		
Molybdenum	50	13	14		
Nickel	150	5.7	19		
Phosphorus	500	58	80		
Potassium	5000	180	630		
Selenium	250	46	110		
Silicon	1000	210	750		
Silver	150	2.8	19		
Sodium	2000	43	250		
Strontium	25	.5	3.2		
Thallium	50	30	22		
Tin	300	17	260		
Titanium	50	2.2	6.5		
Uranium	250	57	43		
Vanadium	50	5.2	6.5		
Zinc	150	3.4	19		

Associated samples MP43946: DA76672-1B, DA76672-2B, DA76672-3B, DA76672-4B

Results < IDL are shown as zero for calculation purposes  
(\* ) Outside of QC limits

BLANK RESULTS SUMMARY  
Part 2 - Method Blanks

Login Number: DA76672  
Account: CHEVRCOG - Chevron USA, Inc.  
Project: CDH: Lundvall J 18-6


QC Batch ID: MP43946  
Matrix Type: AQUEOUS

Methods: SW846 6010C  
Units: ug/l

Prep Date: 10/28/25

Metal	RL	IDL	MDL	MB raw	final
-------	----	-----	-----	-----------	-------

(anr) Analyte not requested



8.2.1  
8

MATRIX SPIKE AND DUPLICATE RESULTS SUMMARY

Login Number: DA76672  
 Account: CHEVRCOG - Chevron USA, Inc.  
 Project: CDH: Lundvall J 18-6

QC Batch ID: MP43946  
 Matrix Type: AQUEOUS

Methods: SW846 6010C  
 Units: ug/l

Prep Date: 10/28/25 10/28/25

Metal	DA76660-5B Original	DUP	RPD	QC Limits	DA76660-5B Original MS	Spikelot ICPAL6	% Rec	QC Limits
Aluminum								
Antimony								
Arsenic								
Barium								
Beryllium								
Boron	193	191	1.0	0-20	193	10400	10000	102.1 75-125
Cadmium								
Calcium								
Chromium								
Cobalt								
Copper								
Iron								
Lead								
Lithium								
Magnesium								
Manganese								
Molybdenum								
Nickel								
Phosphorus								
Potassium								
Selenium								
Silicon								
Silver								
Sodium								
Strontium								
Thallium								
Tin								
Titanium								
Uranium								
Vanadium								
Zinc								

Associated samples MP43946: DA76672-1B, DA76672-2B, DA76672-3B, DA76672-4B

Results < IDL are shown as zero for calculation purposes  
 (\*) Outside of QC limits

8.2.2  
8

MATRIX SPIKE AND DUPLICATE RESULTS SUMMARY

Login Number: DA76672  
 Account: CHEVRCOG - Chevron USA, Inc.  
 Project: CDH: Lundvall J 18-6


QC Batch ID: MP43946  
 Matrix Type: AQUEOUS

Methods: SW846 6010C  
 Units: ug/l

Prep Date: 10/28/25 10/28/25

Metal	DA76660-5B Original DUP	RPD	QC Limits	DA76660-5B Original MS	Spikelot ICPAL6	% Rec	QC Limits
-------	----------------------------	-----	--------------	---------------------------	--------------------	-------	--------------

(N) Matrix Spike Rec. outside of QC limits  
 (anr) Analyte not requested



8.2.2  
8

SPIKE BLANK AND LAB CONTROL SAMPLE SUMMARY

Login Number: DA76672  
 Account: CHEVRCOG - Chevron USA, Inc.  
 Project: CDH: Lundvall J 18-6

QC Batch ID: MP43946  
 Matrix Type: AQUEOUS

Methods: SW846 6010C  
 Units: ug/l

Prep Date: 10/28/25

Metal	BSP Result	Spikelot ICPALL6	% Rec	QC Limits
Aluminum				
Antimony				
Arsenic				
Barium				
Beryllium				
Boron	8640	10000	86.4	80-120
Cadmium				
Calcium				
Chromium				
Cobalt				
Copper				
Iron				
Lead				
Lithium				
Magnesium				
Manganese				
Molybdenum				
Nickel				
Phosphorus				
Potassium				
Selenium				
Silicon				
Silver				
Sodium				
Strontium				
Thallium				
Tin				
Titanium				
Uranium				
Vanadium				
Zinc				

Associated samples MP43946: DA76672-1B, DA76672-2B, DA76672-3B, DA76672-4B

Results < IDL are shown as zero for calculation purposes  
 (\*) Outside of QC limits

8.2.3  
8

SPIKE BLANK AND LAB CONTROL SAMPLE SUMMARY

Login Number: DA76672  
Account: CHEVRCOG - Chevron USA, Inc.  
Project: CDH: Lundvall J 18-6


QC Batch ID: MP43946  
Matrix Type: AQUEOUS

Methods: SW846 6010C  
Units: ug/l

Prep Date: 10/28/25

Metal	BSP Result	Spikelot ICPALL6	% Rec	QC Limits
-------	---------------	---------------------	-------	--------------

(anr) Analyte not requested



8.2.3  
8

SERIAL DILUTION RESULTS SUMMARY

Login Number: DA76672  
 Account: CHEVRCOG - Chevron USA, Inc.  
 Project: CDH: Lundvall J 18-6

QC Batch ID: MP43946  
 Matrix Type: AQUEOUS

Methods: SW846 6010C  
 Units: ug/l

Prep Date: 10/28/25

Metal	DA76660-5B Original SDL 1:5	%DIF	QC Limits
Aluminum			
Antimony			
Arsenic			
Barium			
Beryllium			
Boron	38.5	36.0	6.5 0-10
Cadmium			
Calcium			
Chromium			
Cobalt			
Copper			
Iron			
Lead			
Lithium			
Magnesium			
Manganese			
Molybdenum			
Nickel			
Phosphorus			
Potassium			
Selenium			
Silicon			
Silver			
Sodium			
Strontium			
Thallium			
Tin			
Titanium			
Uranium			
Vanadium			
Zinc			

Associated samples MP43946: DA76672-1B, DA76672-2B, DA76672-3B, DA76672-4B

Results < IDL are shown as zero for calculation purposes  
 (\*) Outside of QC limits

8.2.4  
8

SERIAL DILUTION RESULTS SUMMARY

Login Number: DA76672  
Account: CHEVRCOG - Chevron USA, Inc.  
Project: CDH: Lundvall J 18-6


QC Batch ID: MP43946  
Matrix Type: AQUEOUS

Methods: SW846 6010C  
Units: ug/l

Prep Date: 10/28/25

Metal	DA76660-5B Original SDL 1:5	%DIF	QC Limits
-------	--------------------------------	------	--------------

(anr) Analyte not requested



8.2.4  
8

BLANK RESULTS SUMMARY  
Part 2 - Method Blanks

Login Number: DA76672  
Account: CHEVRCOG - Chevron USA, Inc.  
Project: CDH: Lundvall J 18-6

QC Batch ID: MP43975  
Matrix Type: AQUEOUS

Methods: SW846 6010C  
Units: ug/l

Prep Date: 10/28/25

Metal	RL	IDL	MDL	MB raw	final
Aluminum	1500	30	230		
Antimony	450	90	100		
Arsenic	380	34	69		
Barium	150	2.9	20		
Beryllium	150	1.5	20		
Boron	750	19	95		
Cadmium	150	3.2	20		
Calcium	6000	84	750	179	<6000
Chromium	150	10	20		
Cobalt	75	12	9.5		
Copper	150	7.4	20		
Iron	1100	28	180		
Lead	750	63	95		
Lithium	75	30	20		
Magnesium	3000	110	380	183	<3000
Manganese	75	2.6	9.5		
Molybdenum	150	38	42		
Nickel	450	17	57		
Phosphorus	1500	170	240		
Potassium	15000	540	1900		
Selenium	750	140	320		
Silicon	3000	620	2300		
Silver	450	8.4	57		
Sodium	6000	130	750	162	<6000
Strontium	75	1.5	9.5		
Thallium	150	91	65		
Tin	900	51	770		
Titanium	150	6.5	20		
Uranium	750	170	130		
Vanadium	150	15	20		
Zinc	450	10	57		

Associated samples MP43975: DA76672-1A, DA76672-2A, DA76672-3A, DA76672-4A

Results < IDL are shown as zero for calculation purposes  
(\* ) Outside of QC limits

BLANK RESULTS SUMMARY  
Part 2 - Method Blanks

Login Number: DA76672  
Account: CHEVRCOG - Chevron USA, Inc.  
Project: CDH: Lundvall J 18-6


QC Batch ID: MP43975  
Matrix Type: AQUEOUS

Methods: SW846 6010C  
Units: ug/l

Prep Date: 10/28/25

Metal	RL	IDL	MDL	MB raw	final
-------	----	-----	-----	-----------	-------

(anr) Analyte not requested



8.3.1  
8

MATRIX SPIKE AND DUPLICATE RESULTS SUMMARY

Login Number: DA76672  
 Account: CHEVRCOG - Chevron USA, Inc.  
 Project: CDH: Lundvall J 18-6

QC Batch ID: MP43975  
 Matrix Type: AQUEOUS

Methods: SW846 6010C  
 Units: ug/l

Prep Date: 10/28/25

Metal	DA76670-5A Original MS		SpikeLot ICPAL6	% Rec	QC Limits
Aluminum					
Antimony					
Arsenic					
Barium					
Beryllium					
Boron					
Cadmium					
Calcium	314000	654000	375000	90.7	75-125
Chromium					
Cobalt					
Copper					
Iron					
Lead					
Lithium					
Magnesium	169000	520000	375000	93.6	75-125
Manganese					
Molybdenum					
Nickel					
Phosphorus					
Potassium					
Selenium					
Silicon					
Silver					
Sodium	5620	349000	375000	91.6	75-125
Strontium					
Thallium					
Tin					
Titanium					
Uranium					
Vanadium					
Zinc					

Associated samples MP43975: DA76672-1A, DA76672-2A, DA76672-3A, DA76672-4A

Results < IDL are shown as zero for calculation purposes  
 (\*) Outside of QC limits

8.3.2  
8

MATRIX SPIKE AND DUPLICATE RESULTS SUMMARY

Login Number: DA76672  
Account: CHEVRCOG - Chevron USA, Inc.  
Project: CDH: Lundvall J 18-6


QC Batch ID: MP43975  
Matrix Type: AQUEOUS

Methods: SW846 6010C  
Units: ug/l

Prep Date: 10/28/25

Metal	DA76670-5A Original MS	SpikeLot ICPAL6	% Rec	QC Limits
-------	---------------------------	--------------------	-------	--------------

(N) Matrix Spike Rec. outside of QC limits  
(anr) Analyte not requested



8.3.2  
8

MATRIX SPIKE AND DUPLICATE RESULTS SUMMARY

Login Number: DA76672  
 Account: CHEVRCOG - Chevron USA, Inc.  
 Project: CDH: Lundvall J 18-6

QC Batch ID: MP43975  
 Matrix Type: AQUEOUS

Methods: SW846 6010C  
 Units: ug/l

Prep Date: 10/28/25

Metal	DA76670-5A Original MSD	Spikelot ICPAL6	% Rec	MSD RPD	QC Limit	
Aluminum						
Antimony						
Arsenic						
Barium						
Beryllium						
Boron						
Cadmium						
Calcium	314000	665000	375000	93.6	1.7	20
Chromium						
Cobalt						
Copper						
Iron						
Lead						
Lithium						
Magnesium	169000	533000	375000	97.1	2.5	20
Manganese						
Molybdenum						
Nickel						
Phosphorus						
Potassium						
Selenium						
Silicon						
Silver						
Sodium	5620	354000	375000	92.9	1.4	20
Strontium						
Thallium						
Tin						
Titanium						
Uranium						
Vanadium						
Zinc						

Associated samples MP43975: DA76672-1A, DA76672-2A, DA76672-3A, DA76672-4A

Results < IDL are shown as zero for calculation purposes  
 (\*) Outside of QC limits

8.3.2  
8

MATRIX SPIKE AND DUPLICATE RESULTS SUMMARY

Login Number: DA76672  
Account: CHEVRCOG - Chevron USA, Inc.  
Project: CDH: Lundvall J 18-6


QC Batch ID: MP43975  
Matrix Type: AQUEOUS

Methods: SW846 6010C  
Units: ug/l

Prep Date: 10/28/25

Metal	DA76670-5A Original MSD	SpikeLot ICPAL6 % Rec	MSD RPD	QC Limit
-------	----------------------------	--------------------------	------------	-------------

(N) Matrix Spike Rec. outside of QC limits  
(anr) Analyte not requested



8.3.2  
8

SPIKE BLANK AND LAB CONTROL SAMPLE SUMMARY

Login Number: DA76672  
 Account: CHEVRCOG - Chevron USA, Inc.  
 Project: CDH: Lundvall J 18-6

QC Batch ID: MP43975  
 Matrix Type: AQUEOUS

Methods: SW846 6010C  
 Units: ug/l

Prep Date: 10/28/25

Metal	BSP Result	Spikelot ICPALL6	% Rec	QC Limits
Aluminum				
Antimony				
Arsenic				
Barium				
Beryllium				
Boron				
Cadmium				
Calcium	371000	375000	98.9	80-120
Chromium				
Cobalt				
Copper				
Iron				
Lead				
Lithium				
Magnesium	383000	375000	102.1	80-120
Manganese				
Molybdenum				
Nickel				
Phosphorus				
Potassium				
Selenium				
Silicon				
Silver				
Sodium	368000	375000	98.1	80-120
Strontium				
Thallium				
Tin				
Titanium				
Uranium				
Vanadium				
Zinc				

Associated samples MP43975: DA76672-1A, DA76672-2A, DA76672-3A, DA76672-4A

Results < IDL are shown as zero for calculation purposes  
 (\*) Outside of QC limits

8.3.3  
 8

SPIKE BLANK AND LAB CONTROL SAMPLE SUMMARY

Login Number: DA76672  
Account: CHEVRCOG - Chevron USA, Inc.  
Project: CDH: Lundvall J 18-6


QC Batch ID: MP43975  
Matrix Type: AQUEOUS

Methods: SW846 6010C  
Units: ug/l

Prep Date: 10/28/25

Metal	BSP Result	Spikelot ICPALL6	% Rec	QC Limits
-------	---------------	---------------------	-------	--------------

(anr) Analyte not requested



8.3.3  
8

SERIAL DILUTION RESULTS SUMMARY

Login Number: DA76672  
 Account: CHEVRCOG - Chevron USA, Inc.  
 Project: CDH: Lundvall J 18-6

QC Batch ID: MP43975  
 Matrix Type: AQUEOUS

Methods: SW846 6010C  
 Units: ug/l

Prep Date: 10/28/25

Metal	DA76670-5A Original SDL 1:5		%DIF	QC Limits
Aluminum				
Antimony				
Arsenic				
Barium				
Beryllium				
Boron				
Cadmium				
Calcium	20900	21900	4.6	0-10
Chromium				
Cobalt				
Copper				
Iron				
Lead				
Lithium				
Magnesium	11300	11800	4.4	0-10
Manganese				
Molybdenum				
Nickel				
Phosphorus				
Potassium				
Selenium				
Silicon				
Silver				
Sodium	375	375	0.2	0-10
Strontium				
Thallium				
Tin				
Titanium				
Uranium				
Vanadium				
Zinc				

Associated samples MP43975: DA76672-1A, DA76672-2A, DA76672-3A, DA76672-4A

Results < IDL are shown as zero for calculation purposes  
 (\*) Outside of QC limits

8.3.4  
8

SERIAL DILUTION RESULTS SUMMARY

Login Number: DA76672  
Account: CHEVRCOG - Chevron USA, Inc.  
Project: CDH: Lundvall J 18-6


QC Batch ID: MP43975  
Matrix Type: AQUEOUS

Methods: SW846 6010C  
Units: ug/l

Prep Date: 10/28/25

Metal	DA76670-5A Original SDL 1:5	%DIF	QC Limits
-------	--------------------------------	------	--------------

(anr) Analyte not requested



## General Chemistry

---

### QC Data Summaries

---

Includes the following where applicable:

- Method Blank and Blank Spike Summaries
- Duplicate Summaries
- Matrix Spike Summaries

METHOD BLANK AND SPIKE RESULTS SUMMARY  
GENERAL CHEMISTRY

Login Number: DA76672  
Account: CHEVRCOG - Chevron USA, Inc.  
Project: CDH: Lundvall J 18-6

Analyte	Batch ID	RL	MB Result	Units	Spike Amount	BSP Result	BSP %Recov	QC Limits
Specific Conductivity	GP39862/GN70260			mmhos/cm	1.409	1.3	93.5	90-110%

Associated Samples:

Batch GP39862: DA76672-2, DA76672-3, DA76672-4, DA76672-1C

(\*) Outside of QC limits

DUPLICATE RESULTS SUMMARY  
GENERAL CHEMISTRY

Login Number: DA76672  
Account: CHEVRCOG - Chevron USA, Inc.  
Project: CDH: Lundvall J 18-6

Analyte	Batch ID	QC Sample	Units	Original Result	DUP Result	RPD	QC Limits
Specific Conductivity	GP39862/GN70260	DA76702-8C	mmhos/cm	1.4	1.4	0.3	0-20%
pH	GN70256	DA76671-4	su	7.76	7.79	0.4	0-5%

Associated Samples:

Batch GN70256: DA76672-2, DA76672-3, DA76672-4, DA76672-1C

Batch GP39862: DA76672-2, DA76672-3, DA76672-4, DA76672-1C

(\*) Outside of QC limits

Misc. Forms

---

Custody Documents and Other Forms

(SGS Orlando, FL)

---

Includes the following where applicable:

- Chain of Custody



CHAIN OF CUSTODY

SGS North America Inc. - Wheat Ridge
4036 Youngfield Street, Wheat Ridge, CO 80033
TEL: 303-425-6021 FAX: 303-425-6854
www.sgs.com/ehsusa

Form containing Client/Reporting Information, Project Information, Requested Analysis, Matrix Codes, and a table of samples with columns for Sample #, Field ID, Date, Time, and various analysis codes.

10.1 10

DA76672: Chain of Custody
Page 1 of 2
SGS Orlando, FL





General Chemistry

QC Data Summaries

(SGS Orlando, FL)

Includes the following where applicable:

- Method Blank and Blank Spike Summaries
- Duplicate Summaries
- Matrix Spike Summaries



METHOD BLANK AND SPIKE RESULTS SUMMARY  
GENERAL CHEMISTRY

Login Number: DA76672  
Account: ALMS - SGS Wheat Ridge, CO  
Project: CHEVRCOG: CDH: Lundvall J 18-6

Analyte	Batch ID	RL	MB Result	Units	Spike Amount	BSP Result	BSP %Recov	QC Limits
Chromium, Hexavalent	GP42222/GN2106	0.41	0.0	mg/kg	9.84	9.06	92.0	80-120%
Chromium, Hexavalent	GP42222/GN2106			mg/kg	870	810	93.0	80-120%

Associated Samples:

Batch GP42222: DA76672-2, DA76672-3, DA76672-4, DA76672-1C

(\*) Outside of QC limits

11.1  
11

MATRIX SPIKE RESULTS SUMMARY  
GENERAL CHEMISTRY

Login Number: DA76672  
Account: ALMS - SGS Wheat Ridge, CO  
Project: CHEVRCOG: CDH: Lundvall J 18-6

Analyte	Batch ID	QC Sample	Units	Original Result	Spike Amount	MS Result	%Rec	QC Limits
Chromium, Hexavalent	GP42222/GN2106	DA76670-3C	mg/kg	0.0	11.77	11.1	93.6	75-125%
Chromium, Hexavalent	GP42222/GN2106	DA76670-3C	mg/kg	0.0	712	681	95.6	75-125%

Associated Samples:

Batch GP42222: DA76672-2, DA76672-3, DA76672-4, DA76672-1C

(\*) Outside of QC limits

(N) Matrix Spike Rec. outside of QC limits

11.2  
11

MATRIX SPIKE DUPLICATE RESULTS SUMMARY  
GENERAL CHEMISTRY

Login Number: DA76672  
Account: ALMS - SGS Wheat Ridge, CO  
Project: CHEVRCOG: CDH: Lundvall J 18-6

Analyte	Batch ID	QC Sample	Units	Original Result	Spike Amount	MSD Result	RPD	QC Limit
Chromium, Hexavalent	GP42222/GN2106	DA76670-3C	mg/kg	0.0	11.12	10.2	8.5	20%

Associated Samples:

Batch GP42222: DA76672-2, DA76672-3, DA76672-4, DA76672-1C

(\*) Outside of QC limits

(N) Matrix Spike Rec. outside of QC limits