

The results set forth herein are provided by SGS North America Inc.

e-Hardcopy 2.0
Automated Report

Technical Report for

Chevron USA, Inc.

TASMCOA: Vern Marshall 1

6270

SGS Job Number: DA75765

Sampling Date: 09/30/25

Report to:

Chevron USA, Inc.
2115 117th Avenue
Greeley, CO 80634
parna.eskandaripayandeh@sgs.com

ATTN: Bryce Goldade

Total number of pages in report: 89



Test results contained within this data package meet the requirements of the National Environmental Laboratory Accreditation Program and/or state specific certification programs as applicable unless noted in the narrative, comments or footnotes.

Eric Hoffman

Client Service contact: Parna Payandeh 303-425-6021

Certifications: CO (CO00049), ND (R-027), UT (NELAP CO00049), LA (LA150028), TX (T104704511), WY (8TMS-L) HI (CO00049), NJ (CO011), NV (CO00049), AK (CO00049), CA (3076), and NC (08701)

This report shall not be reproduced, except in its entirety, without the written approval of SGS.
Test results relate only to samples analyzed.

How did we do today?

Your feedback helps us improve our service and takes less than a minute to complete.

START SURVEY

Table of Contents

-1-

Section 1: Sample Summary	3
Section 2: Summary of Hits	5
Section 3: Sample Results	9
3.1: DA75765-1: BKG06@2-3'	10
3.2: DA75765-1A: BKG06@2-3'	12
3.3: DA75765-1B: BKG06@2-3'	14
3.4: DA75765-2: BKG06@3-4'	15
3.5: DA75765-2A: BKG06@3-4'	17
3.6: DA75765-2B: BKG06@3-4'	19
3.7: DA75765-3: BKG06@5-6'	20
3.8: DA75765-3A: BKG06@5-6'	22
3.9: DA75765-3B: BKG06@5-6'	24
3.10: DA75765-4: BKG07@2-3'	25
3.11: DA75765-4A: BKG07@2-3'	27
3.12: DA75765-4B: BKG07@2-3'	29
3.13: DA75765-5: BKG07@3-4'	30
3.14: DA75765-5A: BKG07@3-4'	32
3.15: DA75765-5B: BKG07@3-4'	34
3.16: DA75765-6: BKG07@5-6'	35
3.17: DA75765-6A: BKG07@5-6'	37
3.18: DA75765-6B: BKG07@5-6'	39
Section 4: Misc. Forms	40
4.1: Chain of Custody	41
Section 5: Metals Analysis - QC Data Summaries	43
5.1: Prep QC MP43296: As,Ba,Cd,Cu,Pb,Ni,Se,Ag,Zn	44
5.2: Prep QC MP43299: B	49
5.3: Prep QC MP43300: B	57
5.4: Prep QC MP43324: Ca,Mg,Na	65
5.5: Prep QC MP43356: As,Ba,Cd,Cu,Pb,Ni,Se,Ag,Zn	75
Section 6: General Chemistry - QC Data Summaries	80
6.1: Method Blank and Spike Results Summary	81
6.2: Duplicate Results Summary	82
Section 7: Misc. Forms (SGS Dayton, NJ)	83
7.1: Chain of Custody	84
Section 8: General Chemistry - QC Data (SGS Dayton, NJ)	86
8.1: Method Blank and Spike Results Summary	87
8.2: Duplicate Results Summary	88
8.3: Matrix Spike Results Summary	89



Sample Summary

Chevron USA, Inc.

Job No: DA75765

TASMCOA: Vern Marshall 1
 Project No: 6270

Sample Number	Collected		Received	Matrix		Client Sample ID
	Date	Time By		Code	Type	
DA75765-1	09/30/25	13:16 EL	09/30/25	SO	Soil	BKG06@2-3'
DA75765-1A	09/30/25	13:16 EL	09/30/25	SO	Soil	BKG06@2-3'
DA75765-1B	09/30/25	13:16 EL	09/30/25	SO	Soil	BKG06@2-3'
DA75765-2	09/30/25	13:18 EL	09/30/25	SO	Soil	BKG06@3-4'
DA75765-2A	09/30/25	13:18 EL	09/30/25	SO	Soil	BKG06@3-4'
DA75765-2B	09/30/25	13:18 EL	09/30/25	SO	Soil	BKG06@3-4'
DA75765-3	09/30/25	13:24 EL	09/30/25	SO	Soil	BKG06@5-6'
DA75765-3A	09/30/25	13:24 EL	09/30/25	SO	Soil	BKG06@5-6'
DA75765-3B	09/30/25	13:24 EL	09/30/25	SO	Soil	BKG06@5-6'
DA75765-4	09/30/25	13:40 EL	09/30/25	SO	Soil	BKG07@2-3'
DA75765-4A	09/30/25	13:40 EL	09/30/25	SO	Soil	BKG07@2-3'
DA75765-4B	09/30/25	13:40 EL	09/30/25	SO	Soil	BKG07@2-3'
DA75765-5	09/30/25	13:42 EL	09/30/25	SO	Soil	BKG07@3-4'

Soil samples reported on a dry weight basis unless otherwise indicated on result page.



Sample Summary

(continued)

Chevron USA, Inc.

Job No: DA75765

TASMCOA: Vern Marshall 1
Project No: 6270

Sample Number	Collected		Received	Matrix		Client Sample ID
	Date	Time By		Code	Type	
DA75765-5A	09/30/25	13:42 EL	09/30/25	SO	Soil	BKG07@3-4'
DA75765-5B	09/30/25	13:42 EL	09/30/25	SO	Soil	BKG07@3-4'
DA75765-6	09/30/25	13:46 EL	09/30/25	SO	Soil	BKG07@5-6'
DA75765-6A	09/30/25	13:46 EL	09/30/25	SO	Soil	BKG07@5-6'
DA75765-6B	09/30/25	13:46 EL	09/30/25	SO	Soil	BKG07@5-6'

Soil samples reported on a dry weight basis unless otherwise indicated on result page.

Summary of Hits

Job Number: DA75765
Account: Chevron USA, Inc.
Project: TASMCOA: Vern Marshall 1
Collected: 09/30/25

Lab Sample ID	Client Sample ID	Result/ Qual	RL	MDL	Units	Method
---------------	------------------	-----------------	----	-----	-------	--------

DA75765-1 BKG06@2-3'

Arsenic	1.7	0.16			mg/kg	SW846 6020B
Barium	53.9	1.6			mg/kg	SW846 6020B
Copper	4.8	1.6			mg/kg	SW846 6020B
Lead	5.5	0.40			mg/kg	SW846 6020B
Nickel	4.6	1.6			mg/kg	SW846 6020B
Selenium	0.11	0.080			mg/kg	SW846 6020B
Zinc	19.4	8.0			mg/kg	SW846 6020B
pH	7.98				su	WREP-125,4E-SATPASTE
Specific Conductivity	3.2	0.0010			mmhos/cm	SM 2510B-2011 MOD

DA75765-1A BKG06@2-3'

Calcium	124	6.0			mg/l	SW846 6010C
Magnesium	20.3	3.0			mg/l	SW846 6010C
Sodium	515	6.0			mg/l	SW846 6010C
Sodium Adsorption Ratio ^a	11.3				ratio	USDA HANDBOOK 60

DA75765-1B BKG06@2-3'

No hits reported in this sample.

DA75765-2 BKG06@3-4'

Arsenic	2.2	0.17			mg/kg	SW846 6020B
Barium	77.5	1.7			mg/kg	SW846 6020B
Cadmium	0.13	0.084			mg/kg	SW846 6020B
Copper	5.7	1.7			mg/kg	SW846 6020B
Lead	6.7	0.42			mg/kg	SW846 6020B
Nickel	6.1	1.7			mg/kg	SW846 6020B
Selenium	0.12	0.084			mg/kg	SW846 6020B
Zinc	25.0	8.4			mg/kg	SW846 6020B
pH	7.99				su	WREP-125,4E-SATPASTE
Specific Conductivity	4.4	0.0010			mmhos/cm	SM 2510B-2011 MOD

DA75765-2A BKG06@3-4'

Calcium	204	6.0			mg/l	SW846 6010C
Magnesium	52.8	3.0			mg/l	SW846 6010C
Sodium	690	6.0			mg/l	SW846 6010C
Sodium Adsorption Ratio ^a	11.1				ratio	USDA HANDBOOK 60

Summary of Hits

Job Number: DA75765
Account: Chevron USA, Inc.
Project: TASMCOA: Vern Marshall 1
Collected: 09/30/25

Lab Sample ID	Client Sample ID	Result/ Qual	RL	MDL	Units	Method
---------------	------------------	-----------------	----	-----	-------	--------

DA75765-2B BKG06@3-4'

No hits reported in this sample.

DA75765-3 BKG06@5-6'

Arsenic	4.0	0.21		mg/kg	SW846 6020B
Barium	125	2.1		mg/kg	SW846 6020B
Cadmium	0.11	0.10		mg/kg	SW846 6020B
Copper	13.1	2.1		mg/kg	SW846 6020B
Lead	11.1	0.51		mg/kg	SW846 6020B
Nickel	15.4	2.1		mg/kg	SW846 6020B
Selenium	0.15	0.10		mg/kg	SW846 6020B
Zinc	43.0	10		mg/kg	SW846 6020B
pH	7.74			su	WREP-125,4E-SATPASTE
Specific Conductivity	3.5	0.0010		mmhos/cm	SM 2510B-2011 MOD

DA75765-3A BKG06@5-6'

Calcium	178	6.0		mg/l	SW846 6010C
Magnesium	60.7	3.0		mg/l	SW846 6010C
Sodium	454	6.0		mg/l	SW846 6010C
Sodium Adsorption Ratio ^a	7.49			ratio	USDA HANDBOOK 60

DA75765-3B BKG06@5-6'

No hits reported in this sample.

DA75765-4 BKG07@2-3'

Arsenic	3.1	0.18		mg/kg	SW846 6020B
Barium	188	1.8		mg/kg	SW846 6020B
Cadmium	0.25	0.088		mg/kg	SW846 6020B
Copper	12.8	1.8		mg/kg	SW846 6020B
Lead	11.3	0.44		mg/kg	SW846 6020B
Nickel	10	1.8		mg/kg	SW846 6020B
Selenium	0.22	0.088		mg/kg	SW846 6020B
Zinc	46.5	8.8		mg/kg	SW846 6020B
pH	7.74			su	WREP-125,4E-SATPASTE
Specific Conductivity	3.1	0.0010		mmhos/cm	SM 2510B-2011 MOD

DA75765-4A BKG07@2-3'

Calcium	220	6.0		mg/l	SW846 6010C
Magnesium	47.3	3.0		mg/l	SW846 6010C

Summary of Hits

Job Number: DA75765
Account: Chevron USA, Inc.
Project: TASMCOA: Vern Marshall 1
Collected: 09/30/25

Lab Sample ID	Client Sample ID	Result/ Qual	RL	MDL	Units	Method
---------------	------------------	-----------------	----	-----	-------	--------

Sodium		316	6.0		mg/l	SW846 6010C
Sodium Adsorption Ratio ^a		5.04			ratio	USDA HANDBOOK 60

DA75765-4B BKG07@2-3'

No hits reported in this sample.

DA75765-5 BKG07@3-4'

Arsenic		2.4	0.14		mg/kg	SW846 6020B
Barium		164	1.4		mg/kg	SW846 6020B
Cadmium		0.12	0.070		mg/kg	SW846 6020B
Copper		5.6	1.4		mg/kg	SW846 6020B
Lead		6.4	0.35		mg/kg	SW846 6020B
Nickel		6.6	1.4		mg/kg	SW846 6020B
Selenium		0.19	0.070		mg/kg	SW846 6020B
Zinc		25.7	7.0		mg/kg	SW846 6020B
pH		7.75			su	WREP-125,4E-SATPASTE
Specific Conductivity		1.7	0.0010		mmhos/cm	SM 2510B-2011 MOD

DA75765-5A BKG07@3-4'

Calcium		104	6.0		mg/l	SW846 6010C
Magnesium		31.9	3.0		mg/l	SW846 6010C
Sodium		172	6.0		mg/l	SW846 6010C
Sodium Adsorption Ratio ^a		3.78			ratio	USDA HANDBOOK 60

DA75765-5B BKG07@3-4'

No hits reported in this sample.

DA75765-6 BKG07@5-6'

Arsenic		3.4	0.18		mg/kg	SW846 6020B
Barium		301	1.8		mg/kg	SW846 6020B
Cadmium		0.17	0.091		mg/kg	SW846 6020B
Copper		10.8	1.8		mg/kg	SW846 6020B
Lead		9.5	0.46		mg/kg	SW846 6020B
Nickel		13.2	1.8		mg/kg	SW846 6020B
Zinc		39.6	9.1		mg/kg	SW846 6020B
pH		7.64			su	WREP-125,4E-SATPASTE
Specific Conductivity		2.1	0.0010		mmhos/cm	SM 2510B-2011 MOD

Summary of Hits

Job Number: DA75765
Account: Chevron USA, Inc.
Project: TASMCOA: Vern Marshall 1
Collected: 09/30/25

Lab Sample ID	Client Sample ID	Result/ Qual	RL	MDL	Units	Method
---------------	------------------	-----------------	----	-----	-------	--------

DA75765-6A BKG07@5-6'

Calcium	139	6.0		mg/l	SW846 6010C
Magnesium	45.3	3.0		mg/l	SW846 6010C
Sodium	195	6.0		mg/l	SW846 6010C
Sodium Adsorption Ratio ^a	3.67			ratio	USDA HANDBOOK 60

DA75765-6B BKG07@5-6'

No hits reported in this sample.

(a) Calculated as: $(\text{Na meq/L}) / \sqrt{[(\text{Ca meq/L}) + (\text{Mg meq/L})/2]}$

Sample Results

Report of Analysis

Report of Analysis

Client Sample ID: BKG06@2-3'	Date Sampled: 09/30/25
Lab Sample ID: DA75765-1	Date Received: 09/30/25
Matrix: SO - Soil	Percent Solids: 94.7
Project: TASMCOA: Vern Marshall 1	

Metals Analysis

Analyte	Result	RL	Units	DF	Prep	Analyzed By	Method	Prep Method
Arsenic	1.7	0.16	mg/kg	10	10/02/25	10/04/25 GS	SW846 6020B ¹	SW846 3050B ²
Barium	53.9	1.6	mg/kg	10	10/02/25	10/04/25 GS	SW846 6020B ¹	SW846 3050B ²
Cadmium	< 0.080	0.080	mg/kg	10	10/02/25	10/04/25 GS	SW846 6020B ¹	SW846 3050B ²
Copper	4.8	1.6	mg/kg	10	10/02/25	10/04/25 GS	SW846 6020B ¹	SW846 3050B ²
Lead	5.5	0.40	mg/kg	10	10/02/25	10/04/25 GS	SW846 6020B ¹	SW846 3050B ²
Nickel	4.6	1.6	mg/kg	10	10/02/25	10/04/25 GS	SW846 6020B ¹	SW846 3050B ²
Selenium	0.11	0.080	mg/kg	10	10/02/25	10/04/25 GS	SW846 6020B ¹	SW846 3050B ²
Silver	< 0.080	0.080	mg/kg	10	10/02/25	10/04/25 GS	SW846 6020B ¹	SW846 3050B ²
Zinc	19.4	8.0	mg/kg	10	10/02/25	10/04/25 GS	SW846 6020B ¹	SW846 3050B ²

(1) Instrument QC Batch: MA19692

(2) Prep QC Batch: MP43356

RL = Reporting Limit

Report of Analysis

Client Sample ID: BKG06@2-3'	Date Sampled: 09/30/25
Lab Sample ID: DA75765-1	Date Received: 09/30/25
Matrix: SO - Soil	Percent Solids: 94.7
Project: TASMCOA: Vern Marshall 1	

General Chemistry

Analyte	Result	RL	Units	DF	Analyzed	By	Method
%solids							
Solids, Percent	94.7		%	1	09/30/25	AS	SM2540G-2011 M
pH-saturated paste method							
pH	7.98		su	1	10/01/25	GC	WREP-125,4E-SATPASTE
prep: DEPT.OF AG, BOOK N9							
Specific Conductivity	3.2	0.0010	mmhos/cm	1	10/01/25 22:00	GC	SM 2510B-2011 MOD
Chromium, Hexavalent ^a	< 0.43	0.43	mg/kg	1	10/30/25 12:57	ANJ	SW846 3060A/7199

(a) Analysis performed at SGS Dayton, NJ.

RL = Reporting Limit

Report of Analysis

Client Sample ID: BKG06@2-3'	
Lab Sample ID: DA75765-1A	Date Sampled: 09/30/25
Matrix: SO - Soil	Date Received: 09/30/25
	Percent Solids: 94.7
Project: TASMCOA: Vern Marshall 1	

SAR Metals Analysis

Analyte	Result	RL	Units	DF	Prep	Analyzed By	Method	Prep Method
Calcium	124	6.0	mg/l	1	10/01/25	10/03/25 BR	SW846 6010C ¹	USDA HANDBOOK 60 ²
Magnesium	20.3	3.0	mg/l	1	10/01/25	10/03/25 BR	SW846 6010C ¹	USDA HANDBOOK 60 ²
Sodium	515	6.0	mg/l	1	10/01/25	10/03/25 BR	SW846 6010C ¹	USDA HANDBOOK 60 ²

(1) Instrument QC Batch: MA19690

(2) Prep QC Batch: MP43324

RL = Reporting Limit

Report of Analysis

Client Sample ID: BKG06@2-3'		Date Sampled: 09/30/25
Lab Sample ID: DA75765-1A		Date Received: 09/30/25
Matrix: SO - Soil		Percent Solids: 94.7
Project: TASMCOA: Vern Marshall 1		

General Chemistry

Analyte	Result	RL	Units	DF	Analyzed	By	Method
Sodium Adsorption Ratio ^a	11.3		ratio	1	10/03/25 21:47	BR	USDA HANDBOOK 60

(a) Calculated as: $(Na \text{ meq/L}) / \sqrt{[(Ca \text{ meq/L}) + (Mg \text{ meq/L})/2]}$

RL = Reporting Limit

Report of Analysis

Client Sample ID: BKG06@2-3'	
Lab Sample ID: DA75765-1B	Date Sampled: 09/30/25
Matrix: SO - Soil	Date Received: 09/30/25
	Percent Solids: 94.7
Project: TASMCOA: Vern Marshall 1	

Hot Water Soluble Boron Metals Analysis

Analyte	Result	RL	Units	DF	Prep	Analyzed By	Method	Prep Method
Boron	< 0.50	0.50	mg/l	1	10/01/25	10/08/25 BR	SW846 6010C ¹	HWS-B ²

(1) Instrument QC Batch: MA19710

(2) Prep QC Batch: MP43299

RL = Reporting Limit

Report of Analysis

Client Sample ID: BKG06@3-4'	Date Sampled: 09/30/25
Lab Sample ID: DA75765-2	Date Received: 09/30/25
Matrix: SO - Soil	Percent Solids: 89.8
Project: TASMCOA: Vern Marshall 1	

Metals Analysis

Analyte	Result	RL	Units	DF	Prep	Analyzed By	Method	Prep Method
Arsenic	2.2	0.17	mg/kg	10	10/02/25	10/04/25 GS	SW846 6020B ¹	SW846 3050B ²
Barium	77.5	1.7	mg/kg	10	10/02/25	10/04/25 GS	SW846 6020B ¹	SW846 3050B ²
Cadmium	0.13	0.084	mg/kg	10	10/02/25	10/04/25 GS	SW846 6020B ¹	SW846 3050B ²
Copper	5.7	1.7	mg/kg	10	10/02/25	10/04/25 GS	SW846 6020B ¹	SW846 3050B ²
Lead	6.7	0.42	mg/kg	10	10/02/25	10/04/25 GS	SW846 6020B ¹	SW846 3050B ²
Nickel	6.1	1.7	mg/kg	10	10/02/25	10/04/25 GS	SW846 6020B ¹	SW846 3050B ²
Selenium	0.12	0.084	mg/kg	10	10/02/25	10/04/25 GS	SW846 6020B ¹	SW846 3050B ²
Silver	< 0.084	0.084	mg/kg	10	10/02/25	10/04/25 GS	SW846 6020B ¹	SW846 3050B ²
Zinc	25.0	8.4	mg/kg	10	10/02/25	10/04/25 GS	SW846 6020B ¹	SW846 3050B ²

(1) Instrument QC Batch: MA19692

(2) Prep QC Batch: MP43356

RL = Reporting Limit

Report of Analysis

Client Sample ID: BKG06@3-4'	Date Sampled: 09/30/25
Lab Sample ID: DA75765-2	Date Received: 09/30/25
Matrix: SO - Soil	Percent Solids: 89.8
Project: TASMCOA: Vern Marshall 1	

General Chemistry

Analyte	Result	RL	Units	DF	Analyzed	By	Method
%solids							
Solids, Percent	89.8		%	1	09/30/25	AS	SM2540G-2011 M
pH-saturated paste method							
pH	7.99		su	1	10/01/25	GC	WREP-125,4E-SATPASTE
prep: DEPT.OF AG, BOOK N9							
Specific Conductivity	4.4	0.0010	mmhos/cm	1	10/01/25 22:00	GC	SM 2510B-2011 MOD
Chromium, Hexavalent ^a	< 0.46	0.46	mg/kg	1	10/30/25 13:13	ANJ	SW846 3060A/7199

(a) Analysis performed at SGS Dayton, NJ.

RL = Reporting Limit

Report of Analysis

Client Sample ID: BKG06@3-4'	Date Sampled: 09/30/25
Lab Sample ID: DA75765-2A	Date Received: 09/30/25
Matrix: SO - Soil	Percent Solids: 89.8
Project: TASMCOA: Vern Marshall 1	

SAR Metals Analysis

Analyte	Result	RL	Units	DF	Prep	Analyzed By	Method	Prep Method
Calcium	204	6.0	mg/l	1	10/01/25	10/03/25 BR	SW846 6010C ¹	USDA HANDBOOK 60 ²
Magnesium	52.8	3.0	mg/l	1	10/01/25	10/03/25 BR	SW846 6010C ¹	USDA HANDBOOK 60 ²
Sodium	690	6.0	mg/l	1	10/01/25	10/03/25 BR	SW846 6010C ¹	USDA HANDBOOK 60 ²

(1) Instrument QC Batch: MA19690

(2) Prep QC Batch: MP43324

RL = Reporting Limit

Report of Analysis

Client Sample ID: BKG06@3-4'	Date Sampled: 09/30/25
Lab Sample ID: DA75765-2A	Date Received: 09/30/25
Matrix: SO - Soil	Percent Solids: 89.8
Project: TASMCOA: Vern Marshall 1	

General Chemistry

Analyte	Result	RL	Units	DF	Analyzed	By	Method
Sodium Adsorption Ratio ^a	11.1		ratio	1	10/03/25 21:41	BR	USDA HANDBOOK 60

(a) Calculated as: $(Na \text{ meq/L}) / \sqrt{[(Ca \text{ meq/L}) + (Mg \text{ meq/L})/2]}$

RL = Reporting Limit

Report of Analysis

Client Sample ID: BKG06@3-4'	
Lab Sample ID: DA75765-2B	Date Sampled: 09/30/25
Matrix: SO - Soil	Date Received: 09/30/25
	Percent Solids: 89.8
Project: TASMCOA: Vern Marshall 1	

Hot Water Soluble Boron Metals Analysis

Analyte	Result	RL	Units	DF	Prep	Analyzed By	Method	Prep Method
Boron	< 0.50	0.50	mg/l	1	10/01/25	10/08/25 BR	SW846 6010C ¹	HWS-B ²

(1) Instrument QC Batch: MA19710

(2) Prep QC Batch: MP43299

RL = Reporting Limit

Report of Analysis

Client Sample ID: BKG06@5-6'	Date Sampled: 09/30/25
Lab Sample ID: DA75765-3	Date Received: 09/30/25
Matrix: SO - Soil	Percent Solids: 84.7
Project: TASMCOA: Vern Marshall 1	

Metals Analysis

Analyte	Result	RL	Units	DF	Prep	Analyzed By	Method	Prep Method
Arsenic	4.0	0.21	mg/kg	10	10/02/25	10/04/25 GS	SW846 6020B ¹	SW846 3050B ²
Barium	125	2.1	mg/kg	10	10/02/25	10/04/25 GS	SW846 6020B ¹	SW846 3050B ²
Cadmium	0.11	0.10	mg/kg	10	10/02/25	10/04/25 GS	SW846 6020B ¹	SW846 3050B ²
Copper	13.1	2.1	mg/kg	10	10/02/25	10/04/25 GS	SW846 6020B ¹	SW846 3050B ²
Lead	11.1	0.51	mg/kg	10	10/02/25	10/04/25 GS	SW846 6020B ¹	SW846 3050B ²
Nickel	15.4	2.1	mg/kg	10	10/02/25	10/04/25 GS	SW846 6020B ¹	SW846 3050B ²
Selenium	0.15	0.10	mg/kg	10	10/02/25	10/04/25 GS	SW846 6020B ¹	SW846 3050B ²
Silver	< 0.10	0.10	mg/kg	10	10/02/25	10/04/25 GS	SW846 6020B ¹	SW846 3050B ²
Zinc	43.0	10	mg/kg	10	10/02/25	10/04/25 GS	SW846 6020B ¹	SW846 3050B ²

(1) Instrument QC Batch: MA19692

(2) Prep QC Batch: MP43356

RL = Reporting Limit

Report of Analysis

Client Sample ID: BKG06@5-6'	Date Sampled: 09/30/25
Lab Sample ID: DA75765-3	Date Received: 09/30/25
Matrix: SO - Soil	Percent Solids: 84.7
Project: TASMCOA: Vern Marshall 1	

General Chemistry

Analyte	Result	RL	Units	DF	Analyzed	By	Method
%solids							
Solids, Percent	84.7		%	1	09/30/25	AS	SM2540G-2011 M
pH-saturated paste method							
pH	7.74		su	1	10/01/25	GC	WREP-125,4E-SATPASTE
prep: DEPT.OF AG, BOOK N9							
Specific Conductivity	3.5	0.0010	mmhos/cm	1	10/01/25 22:00	GC	SM 2510B-2011 MOD
Chromium, Hexavalent ^a	< 0.49	0.49	mg/kg	1	10/30/25 13:29	ANJ	SW846 3060A/7199

(a) Analysis performed at SGS Dayton, NJ.

RL = Reporting Limit

Report of Analysis



Client Sample ID: BKG06@5-6'	Date Sampled: 09/30/25
Lab Sample ID: DA75765-3A	Date Received: 09/30/25
Matrix: SO - Soil	Percent Solids: 84.7
Project: TASMCOA: Vern Marshall 1	

SAR Metals Analysis

Analyte	Result	RL	Units	DF	Prep	Analyzed By	Method	Prep Method
Calcium	178	6.0	mg/l	1	10/01/25	10/03/25 BR	SW846 6010C ¹	USDA HANDBOOK 60 ²
Magnesium	60.7	3.0	mg/l	1	10/01/25	10/03/25 BR	SW846 6010C ¹	USDA HANDBOOK 60 ²
Sodium	454	6.0	mg/l	1	10/01/25	10/03/25 BR	SW846 6010C ¹	USDA HANDBOOK 60 ²

(1) Instrument QC Batch: MA19690

(2) Prep QC Batch: MP43324

RL = Reporting Limit

Report of Analysis



Client Sample ID: BKG06@5-6'	Date Sampled: 09/30/25
Lab Sample ID: DA75765-3A	Date Received: 09/30/25
Matrix: SO - Soil	Percent Solids: 84.7
Project: TASMCOA: Vern Marshall 1	

General Chemistry

Analyte	Result	RL	Units	DF	Analyzed	By	Method
Sodium Adsorption Ratio ^a	7.49		ratio	1	10/03/25 22:34	BR	USDA HANDBOOK 60

(a) Calculated as: $(Na \text{ meq/L}) / \sqrt{[(Ca \text{ meq/L}) + (Mg \text{ meq/L})/2]}$

RL = Reporting Limit

Report of Analysis

Client Sample ID: BKG06@5-6'	
Lab Sample ID: DA75765-3B	Date Sampled: 09/30/25
Matrix: SO - Soil	Date Received: 09/30/25
	Percent Solids: 84.7
Project: TASMCOA: Vern Marshall 1	

Hot Water Soluble Boron Metals Analysis

Analyte	Result	RL	Units	DF	Prep	Analyzed By	Method	Prep Method
Boron	< 0.50	0.50	mg/l	1	10/01/25	10/08/25 BR	SW846 6010C ¹	HWS-B ²

(1) Instrument QC Batch: MA19710

(2) Prep QC Batch: MP43299

RL = Reporting Limit

Report of Analysis

Client Sample ID: BKG07@2-3'	
Lab Sample ID: DA75765-4	Date Sampled: 09/30/25
Matrix: SO - Soil	Date Received: 09/30/25
	Percent Solids: 88.7
Project: TASMCOA: Vern Marshall 1	

Metals Analysis

Analyte	Result	RL	Units	DF	Prep	Analyzed By	Method	Prep Method
Arsenic	3.1	0.18	mg/kg	10	10/02/25	10/04/25 GS	SW846 6020B ¹	SW846 3050B ²
Barium	188	1.8	mg/kg	10	10/02/25	10/04/25 GS	SW846 6020B ¹	SW846 3050B ²
Cadmium	0.25	0.088	mg/kg	10	10/02/25	10/04/25 GS	SW846 6020B ¹	SW846 3050B ²
Copper	12.8	1.8	mg/kg	10	10/02/25	10/04/25 GS	SW846 6020B ¹	SW846 3050B ²
Lead	11.3	0.44	mg/kg	10	10/02/25	10/04/25 GS	SW846 6020B ¹	SW846 3050B ²
Nickel	10	1.8	mg/kg	10	10/02/25	10/04/25 GS	SW846 6020B ¹	SW846 3050B ²
Selenium	0.22	0.088	mg/kg	10	10/02/25	10/04/25 GS	SW846 6020B ¹	SW846 3050B ²
Silver	< 0.088	0.088	mg/kg	10	10/02/25	10/04/25 GS	SW846 6020B ¹	SW846 3050B ²
Zinc	46.5	8.8	mg/kg	10	10/02/25	10/04/25 GS	SW846 6020B ¹	SW846 3050B ²

(1) Instrument QC Batch: MA19692

(2) Prep QC Batch: MP43356

RL = Reporting Limit

Report of Analysis

Client Sample ID: BKG07@2-3'	Date Sampled: 09/30/25
Lab Sample ID: DA75765-4	Date Received: 09/30/25
Matrix: SO - Soil	Percent Solids: 88.7
Project: TASMCOA: Vern Marshall 1	

General Chemistry

Analyte	Result	RL	Units	DF	Analyzed	By	Method
%solids							
Solids, Percent	88.7		%	1	09/30/25	AS	SM2540G-2011 M
pH-saturated paste method							
pH	7.74		su	1	10/01/25	GC	WREP-125,4E-SATPASTE
prep: DEPT.OF AG, BOOK N9							
Specific Conductivity	3.1	0.0010	mmhos/cm	1	10/01/25 22:00	GC	SM 2510B-2011 MOD
Chromium, Hexavalent ^a	< 0.45	0.45	mg/kg	1	10/30/25 13:44	ANJ	SW846 3060A/7199

(a) Analysis performed at SGS Dayton, NJ.

RL = Reporting Limit

Report of Analysis

Client Sample ID: BKG07@2-3'	Date Sampled: 09/30/25
Lab Sample ID: DA75765-4A	Date Received: 09/30/25
Matrix: SO - Soil	Percent Solids: 88.7
Project: TASMCOA: Vern Marshall 1	

SAR Metals Analysis

Analyte	Result	RL	Units	DF	Prep	Analyzed By	Method	Prep Method
Calcium	220	6.0	mg/l	1	10/01/25	10/03/25 BR	SW846 6010C ¹	USDA HANDBOOK 60 ²
Magnesium	47.3	3.0	mg/l	1	10/01/25	10/03/25 BR	SW846 6010C ¹	USDA HANDBOOK 60 ²
Sodium	316	6.0	mg/l	1	10/01/25	10/03/25 BR	SW846 6010C ¹	USDA HANDBOOK 60 ²

(1) Instrument QC Batch: MA19690

(2) Prep QC Batch: MP43324

RL = Reporting Limit

Report of Analysis

Client Sample ID: BKG07@2-3'	Date Sampled: 09/30/25
Lab Sample ID: DA75765-4A	Date Received: 09/30/25
Matrix: SO - Soil	Percent Solids: 88.7
Project: TASMCOA: Vern Marshall 1	

General Chemistry

Analyte	Result	RL	Units	DF	Analyzed	By	Method
Sodium Adsorption Ratio ^a	5.04		ratio	1	10/03/25 22:35	BR	USDA HANDBOOK 60

(a) Calculated as: $(Na \text{ meq/L}) / \sqrt{[(Ca \text{ meq/L}) + (Mg \text{ meq/L})/2]}$

RL = Reporting Limit

Report of Analysis

Client Sample ID: BKG07@2-3'	
Lab Sample ID: DA75765-4B	Date Sampled: 09/30/25
Matrix: SO - Soil	Date Received: 09/30/25
	Percent Solids: 88.7
Project: TASMCOA: Vern Marshall 1	

Hot Water Soluble Boron Metals Analysis

Analyte	Result	RL	Units	DF	Prep	Analyzed By	Method	Prep Method
Boron	< 0.50	0.50	mg/l	1	10/01/25	10/08/25 BR	SW846 6010C ¹	HWS-B ²

(1) Instrument QC Batch: MA19710

(2) Prep QC Batch: MP43299

RL = Reporting Limit

Report of Analysis

Client Sample ID: BKG07@3-4'	Date Sampled: 09/30/25
Lab Sample ID: DA75765-5	Date Received: 09/30/25
Matrix: SO - Soil	Percent Solids: 91.2
Project: TASMCOA: Vern Marshall 1	

Metals Analysis

Analyte	Result	RL	Units	DF	Prep	Analyzed By	Method	Prep Method
Arsenic	2.4	0.14	mg/kg	10	10/02/25	10/04/25 GS	SW846 6020B ¹	SW846 3050B ²
Barium	164	1.4	mg/kg	10	10/02/25	10/04/25 GS	SW846 6020B ¹	SW846 3050B ²
Cadmium	0.12	0.070	mg/kg	10	10/02/25	10/04/25 GS	SW846 6020B ¹	SW846 3050B ²
Copper	5.6	1.4	mg/kg	10	10/02/25	10/04/25 GS	SW846 6020B ¹	SW846 3050B ²
Lead	6.4	0.35	mg/kg	10	10/02/25	10/04/25 GS	SW846 6020B ¹	SW846 3050B ²
Nickel	6.6	1.4	mg/kg	10	10/02/25	10/04/25 GS	SW846 6020B ¹	SW846 3050B ²
Selenium	0.19	0.070	mg/kg	10	10/02/25	10/04/25 GS	SW846 6020B ¹	SW846 3050B ²
Silver	< 0.070	0.070	mg/kg	10	10/02/25	10/04/25 GS	SW846 6020B ¹	SW846 3050B ²
Zinc	25.7	7.0	mg/kg	10	10/02/25	10/04/25 GS	SW846 6020B ¹	SW846 3050B ²

(1) Instrument QC Batch: MA19692

(2) Prep QC Batch: MP43356

RL = Reporting Limit

Report of Analysis

Client Sample ID: BKG07@3-4'	Date Sampled: 09/30/25
Lab Sample ID: DA75765-5	Date Received: 09/30/25
Matrix: SO - Soil	Percent Solids: 91.2
Project: TASMCOA: Vern Marshall 1	

General Chemistry

Analyte	Result	RL	Units	DF	Analyzed	By	Method
%solids							
Solids, Percent	91.2		%	1	09/30/25	AS	SM2540G-2011 M
pH-saturated paste method							
pH	7.75		su	1	10/01/25	GC	WREP-125,4E-SATPASTE
prep: DEPT.OF AG, BOOK N9							
Specific Conductivity	1.7	0.0010	mmhos/cm	1	10/01/25 22:00	GC	SM 2510B-2011 MOD
Chromium, Hexavalent ^a	< 0.45	0.45	mg/kg	1	10/30/25 14:00	ANJ	SW846 3060A/7199

(a) Analysis performed at SGS Dayton, NJ.

RL = Reporting Limit

Report of Analysis

Client Sample ID: BKG07@3-4'	Date Sampled: 09/30/25
Lab Sample ID: DA75765-5A	Date Received: 09/30/25
Matrix: SO - Soil	Percent Solids: 91.2
Project: TASMCOA: Vern Marshall 1	

SAR Metals Analysis

Analyte	Result	RL	Units	DF	Prep	Analyzed By	Method	Prep Method
Calcium	104	6.0	mg/l	1	10/01/25	10/03/25 BR	SW846 6010C ¹	USDA HANDBOOK 60 ²
Magnesium	31.9	3.0	mg/l	1	10/01/25	10/03/25 BR	SW846 6010C ¹	USDA HANDBOOK 60 ²
Sodium	172	6.0	mg/l	1	10/01/25	10/03/25 BR	SW846 6010C ¹	USDA HANDBOOK 60 ²

(1) Instrument QC Batch: MA19690

(2) Prep QC Batch: MP43324

RL = Reporting Limit

Report of Analysis

Client Sample ID: BKG07@3-4'	Date Sampled: 09/30/25
Lab Sample ID: DA75765-5A	Date Received: 09/30/25
Matrix: SO - Soil	Percent Solids: 91.2
Project: TASMCOA: Vern Marshall 1	

General Chemistry

Analyte	Result	RL	Units	DF	Analyzed	By	Method
Sodium Adsorption Ratio ^a	3.78		ratio	1	10/03/25 22:36	BR	USDA HANDBOOK 60

(a) Calculated as: $(Na \text{ meq/L}) / \sqrt{[(Ca \text{ meq/L}) + (Mg \text{ meq/L})/2]}$

RL = Reporting Limit

Report of Analysis

Client Sample ID: BKG07@3-4'	
Lab Sample ID: DA75765-5B	Date Sampled: 09/30/25
Matrix: SO - Soil	Date Received: 09/30/25
	Percent Solids: 91.2
Project: TASMCOA: Vern Marshall 1	

Hot Water Soluble Boron Metals Analysis

Analyte	Result	RL	Units	DF	Prep	Analyzed By	Method	Prep Method
Boron	< 0.50	0.50	mg/l	1	10/01/25	10/08/25 BR	SW846 6010C ¹	HWS-B ²

(1) Instrument QC Batch: MA19710

(2) Prep QC Batch: MP43299

RL = Reporting Limit

Report of Analysis

Client Sample ID: BKG07@5-6'	Date Sampled: 09/30/25
Lab Sample ID: DA75765-6	Date Received: 09/30/25
Matrix: SO - Soil	Percent Solids: 86.1
Project: TASMCOA: Vern Marshall 1	

Metals Analysis

Analyte	Result	RL	Units	DF	Prep	Analyzed By	Method	Prep Method
Arsenic	3.4	0.18	mg/kg	10	10/01/25	10/02/25	CDL SW846 6020B ¹	SW846 3050B ³
Barium	301	1.8	mg/kg	10	10/01/25	10/02/25	CDL SW846 6020B ¹	SW846 3050B ³
Cadmium	0.17	0.091	mg/kg	10	10/01/25	10/02/25	CDL SW846 6020B ¹	SW846 3050B ³
Copper	10.8	1.8	mg/kg	10	10/01/25	10/02/25	CDL SW846 6020B ¹	SW846 3050B ³
Lead	9.5	0.46	mg/kg	10	10/01/25	10/02/25	CDL SW846 6020B ¹	SW846 3050B ³
Nickel	13.2	1.8	mg/kg	10	10/01/25	10/02/25	CDL SW846 6020B ¹	SW846 3050B ³
Selenium	< 0.18	0.18	mg/kg	10	10/01/25	10/13/25	CDL SW846 6020B ²	SW846 3050B ³
Silver	< 0.091	0.091	mg/kg	10	10/01/25	10/02/25	CDL SW846 6020B ¹	SW846 3050B ³
Zinc	39.6	9.1	mg/kg	10	10/01/25	10/02/25	CDL SW846 6020B ¹	SW846 3050B ³

- (1) Instrument QC Batch: MA19691
- (2) Instrument QC Batch: MA19723
- (3) Prep QC Batch: MP43296

RL = Reporting Limit

Report of Analysis

Client Sample ID: BKG07@5-6'	Date Sampled: 09/30/25
Lab Sample ID: DA75765-6	Date Received: 09/30/25
Matrix: SO - Soil	Percent Solids: 86.1
Project: TASMCOA: Vern Marshall 1	

General Chemistry

Analyte	Result	RL	Units	DF	Analyzed	By	Method
%solids							
Solids, Percent	86.1		%	1	09/30/25	AS	SM2540G-2011 M
pH-saturated paste method							
pH	7.64		su	1	10/01/25	GC	WREP-125,4E-SATPASTE
prep: DEPT.OF AG, BOOK N9							
Specific Conductivity	2.1	0.0010	mmhos/cm	1	10/01/25 22:00	GC	SM 2510B-2011 MOD
Chromium, Hexavalent ^a	< 0.48	0.48	mg/kg	1	10/30/25 14:16	ANJ	SW846 3060A/7199

(a) Analysis performed at SGS Dayton, NJ.

RL = Reporting Limit

Report of Analysis

Client Sample ID: BKG07@5-6'	Date Sampled: 09/30/25
Lab Sample ID: DA75765-6A	Date Received: 09/30/25
Matrix: SO - Soil	Percent Solids: 86.1
Project: TASMCOA: Vern Marshall 1	

SAR Metals Analysis

Analyte	Result	RL	Units	DF	Prep	Analyzed By	Method	Prep Method
Calcium	139	6.0	mg/l	1	10/01/25	10/03/25 BR	SW846 6010C ¹	USDA HANDBOOK 60 ²
Magnesium	45.3	3.0	mg/l	1	10/01/25	10/03/25 BR	SW846 6010C ¹	USDA HANDBOOK 60 ²
Sodium	195	6.0	mg/l	1	10/01/25	10/03/25 BR	SW846 6010C ¹	USDA HANDBOOK 60 ²

(1) Instrument QC Batch: MA19690

(2) Prep QC Batch: MP43324

RL = Reporting Limit

Report of Analysis

Client Sample ID: BKG07@5-6'	Date Sampled: 09/30/25
Lab Sample ID: DA75765-6A	Date Received: 09/30/25
Matrix: SO - Soil	Percent Solids: 86.1
Project: TASMCOA: Vern Marshall 1	

General Chemistry

Analyte	Result	RL	Units	DF	Analyzed	By	Method
Sodium Adsorption Ratio ^a	3.67		ratio	1	10/03/25 22:38	BR	USDA HANDBOOK 60

(a) Calculated as: $(Na \text{ meq/L}) / \sqrt{[(Ca \text{ meq/L}) + (Mg \text{ meq/L})/2]}$

RL = Reporting Limit

Report of Analysis

Client Sample ID: BKG07@5-6'	
Lab Sample ID: DA75765-6B	Date Sampled: 09/30/25
Matrix: SO - Soil	Date Received: 09/30/25
	Percent Solids: 86.1
Project: TASMCOA: Vern Marshall 1	

Hot Water Soluble Boron Metals Analysis

Analyte	Result	RL	Units	DF	Prep	Analyzed By	Method	Prep Method
Boron	< 0.50	0.50	mg/l	1	10/01/25	10/08/25 BR	SW846 6010C ¹	HWS-B ²

(1) Instrument QC Batch: MA19710

(2) Prep QC Batch: MP43300

RL = Reporting Limit

Misc. Forms

Custody Documents and Other Forms

Includes the following where applicable:

- Chain of Custody

Metals Analysis

5

QC Data Summaries

Includes the following where applicable:

- Method Blank Summaries
- Matrix Spike and Duplicate Summaries
- Blank Spike and Lab Control Sample Summaries
- Serial Dilution Summaries

BLANK RESULTS SUMMARY
Part 2 - Method Blanks

Login Number: DA75765
Account: CHEVRCOG - Chevron USA, Inc.
Project: TASMCOA: Vern Marshall 1

QC Batch ID: MP43296
Matrix Type: SOLID

Methods: SW846 6020B
Units: mg/kg

Prep Date: 10/01/25

Metal	RL	IDL	MDL	MB raw	final
Aluminum	50	.1	5		
Antimony	0.40	.0027	.05		
Arsenic	0.20	.004	.05	0.033	<0.20
Barium	2.0	.081	.24	0.085	<2.0
Beryllium	0.20	.015	.04		
Boron	40	8.2	10		
Cadmium	0.10	.024	.04	-0.0041	<0.10
Calcium	400	.13	30		
Chromium	2.0	.038	.6		
Cobalt	0.20	.0016	.025		
Copper	2.0	.05	.25	0.019	<2.0
Iron	20	.069	15		
Lead	0.50	.0078	.2	0.011	<0.50
Magnesium	100	.12	10		
Manganese	1.0	.0099	.2		
Molybdenum	1.0	.0029	.27		
Nickel	2.0	.029	.2	-0.040	<2.0
Phosphorus	60	7.6	25		
Potassium	200	1.7	25		
Selenium	0.10	.0096	.05	0.014	<0.20
Silver	0.10	.001	.03	0.00038	<0.10
Sodium	500	1.2	30		
Strontium	20	.0047	1		
Thallium	0.20	.0028	.04		
Tin	10	.027	4		
Titanium	2.0	.0065	.3		
Uranium	0.20	.001	.1		
Vanadium	1.0	.035	.2		
Zinc	10	.05	1	0.070	<10

Associated samples MP43296: DA75765-6

Results < IDL are shown as zero for calculation purposes
(*) Outside of QC limits
(anr) Analyte not requested

MATRIX SPIKE AND DUPLICATE RESULTS SUMMARY

Login Number: DA75765
 Account: CHEVRCOG - Chevron USA, Inc.
 Project: TASMCOA: Vern Marshall 1

QC Batch ID: MP43296
 Matrix Type: SOLID

Methods: SW846 6020B
 Units: mg/kg

Prep Date: 10/01/25

Metal	DA75767-3 Original MS		SpikeLot ICPMS6	% Rec	QC Limits
Aluminum					
Antimony					
Arsenic	2.7	65.0	64.9	95.9	75-125
Barium	47.6	168	130	92.7	75-125
Beryllium					
Boron					
Cadmium	0.090	33.4	32.5	102.6	75-125
Calcium					
Chromium					
Cobalt					
Copper	6.6	36.8	32.5	91.8	75-125
Iron					
Lead	4.7	69.1	64.9	99.2	75-125
Magnesium					
Manganese					
Molybdenum					
Nickel	4.5	35.7	32.5	95.5	75-125
Phosphorus					
Potassium					
Selenium	0.092	55.6	64.9	85.5	75-125
Silver	0.014	13.2	13	101.5	75-125
Sodium					
Strontium					
Thallium					
Tin					
Titanium					
Uranium					
Vanadium					
Zinc	18.7	47.0	32.5	87.1	75-125

Associated samples MP43296: DA75765-6

Results < IDL are shown as zero for calculation purposes
 (*) Outside of QC limits
 (N) Matrix Spike Rec. outside of QC limits
 (anr) Analyte not requested

5.12
5

MATRIX SPIKE AND DUPLICATE RESULTS SUMMARY

Login Number: DA75765
 Account: CHEVRCOG - Chevron USA, Inc.
 Project: TASMCOA: Vern Marshall 1

QC Batch ID: MP43296
 Matrix Type: SOLID

Methods: SW846 6020B
 Units: mg/kg

Prep Date: 10/01/25

Metal	DA75767-3 Original MSD		Spike/lot ICPMS6 % Rec		MSD RPD	QC Limit
Aluminum						
Antimony						
Arsenic	2.7	94.9	94.8	97.3	37.4 (a)	20
Barium	47.6	230	190	96.2	31.2 (a)	20
Beryllium						
Boron						
Cadmium	0.090	49.3	47.4	103.9	38.5 (a)	20
Calcium						
Chromium						
Cobalt						
Copper	6.6	53.1	47.4	97.3	36.3 (a)	20
Iron						
Lead	4.7	100	94.8	100.6	36.5 (a)	20
Magnesium						
Manganese						
Molybdenum						
Nickel	4.5	51.4	47.4	98.6	36.1 (a)	20
Phosphorus						
Potassium						
Selenium	0.092	87.7	94.8	92.5	44.8 (a)	20
Silver	0.014	19.4	19	102.3	38.0 (a)	20
Sodium						
Strontium						
Thallium						
Tin						
Titanium						
Uranium						
Vanadium						
Zinc	18.7	62.7	47.4	92.9	28.6 (a)	20

Associated samples MP43296: DA75765-6

Results < IDL are shown as zero for calculation purposes
 (*) Outside of QC limits
 (N) Matrix Spike Rec. outside of QC limits
 (anr) Analyte not requested
 (a) High RPD due to possible sample nonhomogeneity.

5.12
5

SPIKE BLANK AND LAB CONTROL SAMPLE SUMMARY

Login Number: DA75765
 Account: CHEVRCOG - Chevron USA, Inc.
 Project: TASMCOA: Vern Marshall 1

QC Batch ID: MP43296
 Matrix Type: SOLID

Methods: SW846 6020B
 Units: mg/kg

Prep Date: 10/01/25

Metal	BSP Result	Spikelot ICPMS6	% Rec	QC Limits
Aluminum				
Antimony				
Arsenic	101	100	101.0	80-120
Barium	197	200	98.5	80-120
Beryllium				
Boron				
Cadmium	51.7	50	103.4	80-120
Calcium				
Chromium				
Cobalt				
Copper	51.6	50	103.2	80-120
Iron				
Lead	102	100	102.0	80-120
Magnesium				
Manganese				
Molybdenum				
Nickel	50.8	50	101.6	80-120
Phosphorus				
Potassium				
Selenium	101	100	101.0	80-120
Silver	20.5	20	102.5	80-120
Sodium				
Strontium				
Thallium				
Tin				
Titanium				
Uranium				
Vanadium				
Zinc	50.4	50	100.8	80-120

Associated samples MP43296: DA75765-6

Results < IDL are shown as zero for calculation purposes
 (*) Outside of QC limits
 (anr) Analyte not requested

5.1.3
5

SERIAL DILUTION RESULTS SUMMARY

Login Number: DA75765
 Account: CHEVRCOG - Chevron USA, Inc.
 Project: TASMCOA: Vern Marshall 1

QC Batch ID: MP43296
 Matrix Type: SOLID

Methods: SW846 6020B
 Units: ug/l

Prep Date: 10/01/25

Metal	DA75767-3 Original SDL 10:50%DIF		QC Limits	
Aluminum				
Antimony				
Arsenic	33.5	32.3	3.6	0-20
Barium	593	573	3.3	0-20
Beryllium				
Boron				
Cadmium	1.12	0.00	100.0(a)	0-20
Calcium				
Chromium				
Cobalt				
Copper	82.4	86.2	1.5	0-20
Iron				
Lead	58.8	56.9	3.2	0-20
Magnesium				
Manganese				
Molybdenum				
Nickel	55.6	55.2	4.9	0-20
Phosphorus				
Potassium				
Selenium	1.15	1.54	33.9 (a)	0-20
Silver	0.178	0.00	100.0(a)	0-20
Sodium				
Strontium				
Thallium				
Tin				
Titanium				
Uranium				
Vanadium				
Zinc	232	234	0.7	0-20

Associated samples MP43296: DA75765-6

Results < IDL are shown as zero for calculation purposes

(*) Outside of QC limits

(anr) Analyte not requested

(a) Percent difference acceptable due to low initial sample concentration (< 50 times IDL).

BLANK RESULTS SUMMARY
Part 2 - Method Blanks

Login Number: DA75765
Account: CHEVRCOG - Chevron USA, Inc.
Project: TASMCOA: Vern Marshall 1

QC Batch ID: MP43299
Matrix Type: AQUEOUS

Methods: SW846 6010C
Units: ug/l

Prep Date: 10/01/25

Metal	RL	IDL	MDL	MB raw	final
Aluminum	500	9.9	75		
Antimony	150	30	34		
Arsenic	130	11	23		
Barium	50	.95	6.5		
Beryllium	50	.5	6.5		
Boron	250	6.3	32	11.0	<250
Cadmium	50	1.1	6.5		
Calcium	2000	28	250		
Chromium	50	3.4	6.5		
Cobalt	25	4.1	3.2		
Copper	50	2.5	6.5		
Iron	350	9.3	60		
Lead	250	21	32		
Lithium	25	10	6.5		
Magnesium	1000	35	130		
Manganese	25	.85	3.2		
Molybdenum	50	13	14		
Nickel	150	5.7	19		
Phosphorus	500	58	80		
Potassium	5000	180	630		
Selenium	250	46	110		
Silicon	1000	210	750		
Silver	150	2.8	19		
Sodium	2000	43	250		
Strontium	25	.5	3.2		
Thallium	50	30	22		
Tin	300	17	260		
Titanium	50	2.2	6.5		
Uranium	250	57	43		
Vanadium	50	5.2	6.5		
Zinc	150	3.4	19		

Associated samples MP43299: DA75765-1B, DA75765-2B, DA75765-3B, DA75765-4B, DA75765-5B

Results < IDL are shown as zero for calculation purposes
(*) Outside of QC limits

BLANK RESULTS SUMMARY
Part 2 - Method Blanks

Login Number: DA75765
Account: CHEVRCOG - Chevron USA, Inc.
Project: TASMCOA: Vern Marshall 1


QC Batch ID: MP43299
Matrix Type: AQUEOUS

Methods: SW846 6010C
Units: ug/l

Prep Date: 10/01/25

Metal	RL	IDL	MDL	MB raw	final
-------	----	-----	-----	-----------	-------

(anr) Analyte not requested



5.2.1
5

MATRIX SPIKE AND DUPLICATE RESULTS SUMMARY

Login Number: DA75765
 Account: CHEVRCOG - Chevron USA, Inc.
 Project: TASMCOA: Vern Marshall 1

QC Batch ID: MP43299
 Matrix Type: AQUEOUS

Methods: SW846 6010C
 Units: ug/l

Prep Date: 10/01/25 10/01/25

Metal	DA75765-5B Original DUP		RPD	QC Limits	DA75765-5B Original MS		Spikelot ICPALL6	% Rec	QC Limits
Aluminum									
Antimony									
Arsenic									
Barium									
Beryllium									
Boron	174	195	11.4	0-20	174	10900	10000	107.3	75-125
Cadmium									
Calcium									
Chromium									
Cobalt									
Copper									
Iron									
Lead									
Lithium									
Magnesium									
Manganese									
Molybdenum									
Nickel									
Phosphorus									
Potassium									
Selenium									
Silicon									
Silver									
Sodium									
Strontium									
Thallium									
Tin									
Titanium									
Uranium									
Vanadium									
Zinc									

Associated samples MP43299: DA75765-1B, DA75765-2B, DA75765-3B, DA75765-4B, DA75765-5B

Results < IDL are shown as zero for calculation purposes
 (*) Outside of QC limits

5.2.2
5

MATRIX SPIKE AND DUPLICATE RESULTS SUMMARY

Login Number: DA75765
 Account: CHEVRCOG - Chevron USA, Inc.
 Project: TASMCOA: Vern Marshall 1


QC Batch ID: MP43299
 Matrix Type: AQUEOUS

Methods: SW846 6010C
 Units: ug/l

Prep Date: 10/01/25 10/01/25

Metal	DA75765-5B Original DUP	RPD	QC Limits	DA75765-5B Original MS	Spikelot ICPALL6	% Rec	QC Limits
-------	----------------------------	-----	--------------	---------------------------	---------------------	-------	--------------

(N) Matrix Spike Rec. outside of QC limits
 (anr) Analyte not requested



5.2.2
5

SPIKE BLANK AND LAB CONTROL SAMPLE SUMMARY

Login Number: DA75765
 Account: CHEVRCOG - Chevron USA, Inc.
 Project: TASMCOA: Vern Marshall 1

QC Batch ID: MP43299
 Matrix Type: AQUEOUS

Methods: SW846 6010C
 Units: ug/l

Prep Date: 10/01/25

Metal	BSP Result	Spikelot ICPALL6	% Rec	QC Limits
Aluminum				
Antimony				
Arsenic				
Barium				
Beryllium				
Boron	9020	10000	90.2	80-120
Cadmium				
Calcium				
Chromium				
Cobalt				
Copper				
Iron				
Lead				
Lithium				
Magnesium				
Manganese				
Molybdenum				
Nickel				
Phosphorus				
Potassium				
Selenium				
Silicon				
Silver				
Sodium				
Strontium				
Thallium				
Tin				
Titanium				
Uranium				
Vanadium				
Zinc				

Associated samples MP43299: DA75765-1B, DA75765-2B, DA75765-3B, DA75765-4B, DA75765-5B

Results < IDL are shown as zero for calculation purposes
 (*) Outside of QC limits

SPIKE BLANK AND LAB CONTROL SAMPLE SUMMARY

Login Number: DA75765
Account: CHEVRCOG - Chevron USA, Inc.
Project: TASMCOA: Vern Marshall 1


QC Batch ID: MP43299
Matrix Type: AQUEOUS

Methods: SW846 6010C
Units: ug/l

Prep Date: 10/01/25

Metal	BSP Result	Spikelot ICPALL6	% Rec	QC Limits
-------	---------------	---------------------	-------	--------------

(anr) Analyte not requested



5.2.3
5

SERIAL DILUTION RESULTS SUMMARY

Login Number: DA75765
 Account: CHEVRCOG - Chevron USA, Inc.
 Project: TASMCOA: Vern Marshall 1

QC Batch ID: MP43299
 Matrix Type: AQUEOUS

Methods: SW846 6010C
 Units: ug/l

Prep Date: 10/01/25

Metal	DA75765-5B Original SDL 1:5	%DIF	QC Limits
Aluminum			
Antimony			
Arsenic			
Barium			
Beryllium			
Boron	34.7	39.6	14.1 (a) 0-10
Cadmium			
Calcium			
Chromium			
Cobalt			
Copper			
Iron			
Lead			
Lithium			
Magnesium			
Manganese			
Molybdenum			
Nickel			
Phosphorus			
Potassium			
Selenium			
Silicon			
Silver			
Sodium			
Strontium			
Thallium			
Tin			
Titanium			
Uranium			
Vanadium			
Zinc			

Associated samples MP43299: DA75765-1B, DA75765-2B, DA75765-3B, DA75765-4B, DA75765-5B

Results < IDL are shown as zero for calculation purposes
 (*) Outside of QC limits

5.2.4
5

SERIAL DILUTION RESULTS SUMMARY

Login Number: DA75765
Account: CHEVRCOG - Chevron USA, Inc.
Project: TASMCOA: Vern Marshall 1

QC Batch ID: MP43299
Matrix Type: AQUEOUS

Methods: SW846 6010C
Units: ug/l

Prep Date: 10/01/25

Metal	DA75765-5B	QC
	Original SDL 1:5 %DIF	Limits

(anr) Analyte not requested

(a) Percent difference acceptable due to low initial sample concentration (< 50 times IDL).

5.2.4
5

BLANK RESULTS SUMMARY
Part 2 - Method Blanks

Login Number: DA75765
Account: CHEVRCOG - Chevron USA, Inc.
Project: TASMCOA: Vern Marshall 1

QC Batch ID: MP43300
Matrix Type: AQUEOUS

Methods: SW846 6010C
Units: ug/l

Prep Date: 10/01/25

Metal	RL	IDL	MDL	MB raw	final
Aluminum	500	9.9	75		
Antimony	150	30	34		
Arsenic	130	11	23		
Barium	50	.95	6.5		
Beryllium	50	.5	6.5		
Boron	250	6.3	32	16.5	<250
Cadmium	50	1.1	6.5		
Calcium	2000	28	250		
Chromium	50	3.4	6.5		
Cobalt	25	4.1	3.2		
Copper	50	2.5	6.5		
Iron	350	9.3	60		
Lead	250	21	32		
Lithium	25	10	6.5		
Magnesium	1000	35	130		
Manganese	25	.85	3.2		
Molybdenum	50	13	14		
Nickel	150	5.7	19		
Phosphorus	500	58	80		
Potassium	5000	180	630		
Selenium	250	46	110		
Silicon	1000	210	750		
Silver	150	2.8	19		
Sodium	2000	43	250		
Strontium	25	.5	3.2		
Thallium	50	30	22		
Tin	300	17	260		
Titanium	50	2.2	6.5		
Uranium	250	57	43		
Vanadium	50	5.2	6.5		
Zinc	150	3.4	19		

Associated samples MP43300: DA75765-6B

Results < IDL are shown as zero for calculation purposes
(*) Outside of QC limits

BLANK RESULTS SUMMARY
Part 2 - Method Blanks

Login Number: DA75765
Account: CHEVRCOG - Chevron USA, Inc.
Project: TASMCOA: Vern Marshall 1


QC Batch ID: MP43300
Matrix Type: AQUEOUS

Methods: SW846 6010C
Units: ug/l

Prep Date: 10/01/25

Metal	RL	IDL	MDL	MB raw	final
-------	----	-----	-----	-----------	-------

(anr) Analyte not requested



5.3.1
5

MATRIX SPIKE AND DUPLICATE RESULTS SUMMARY

Login Number: DA75765
 Account: CHEVRCOG - Chevron USA, Inc.
 Project: TASMCOA: Vern Marshall 1

QC Batch ID: MP43300
 Matrix Type: AQUEOUS

Methods: SW846 6010C
 Units: ug/l

Prep Date: 10/01/25 10/01/25

Metal	DA75767-4B Original	DUP	RPD	QC Limits	DA75767-4B Original MS	Spikelot ICPALL6	% Rec	QC Limits	
Aluminum									
Antimony									
Arsenic									
Barium									
Beryllium									
Boron	1010	924	8.9	0-20	1010	11800	10000	107.9	75-125
Cadmium									
Calcium									
Chromium									
Cobalt									
Copper									
Iron									
Lead									
Lithium									
Magnesium									
Manganese									
Molybdenum									
Nickel									
Phosphorus									
Potassium									
Selenium									
Silicon									
Silver									
Sodium									
Strontium									
Thallium									
Tin									
Titanium									
Uranium									
Vanadium									
Zinc									

Associated samples MP43300: DA75765-6B

Results < IDL are shown as zero for calculation purposes
 (*) Outside of QC limits

5.3.2
5

MATRIX SPIKE AND DUPLICATE RESULTS SUMMARY

Login Number: DA75765
 Account: CHEVRCOG - Chevron USA, Inc.
 Project: TASMCOA: Vern Marshall 1


QC Batch ID: MP43300
 Matrix Type: AQUEOUS

Methods: SW846 6010C
 Units: ug/l

Prep Date: 10/01/25 10/01/25

Metal	DA75767-4B Original DUP	RPD	QC Limits	DA75767-4B Original MS	Spikelot ICPALL6	% Rec	QC Limits
-------	----------------------------	-----	--------------	---------------------------	---------------------	-------	--------------

(N) Matrix Spike Rec. outside of QC limits
 (anr) Analyte not requested



5.3.2
5

SPIKE BLANK AND LAB CONTROL SAMPLE SUMMARY

Login Number: DA75765
 Account: CHEVRCOG - Chevron USA, Inc.
 Project: TASMCOA: Vern Marshall 1

QC Batch ID: MP43300
 Matrix Type: AQUEOUS

Methods: SW846 6010C
 Units: ug/l

Prep Date: 10/01/25

Metal	BSP Result	Spikelot ICPALL6	% Rec	QC Limits
Aluminum				
Antimony				
Arsenic				
Barium				
Beryllium				
Boron	9770	10000	97.7	80-120
Cadmium				
Calcium				
Chromium				
Cobalt				
Copper				
Iron				
Lead				
Lithium				
Magnesium				
Manganese				
Molybdenum				
Nickel				
Phosphorus				
Potassium				
Selenium				
Silicon				
Silver				
Sodium				
Strontium				
Thallium				
Tin				
Titanium				
Uranium				
Vanadium				
Zinc				

Associated samples MP43300: DA75765-6B

Results < IDL are shown as zero for calculation purposes
 (*) Outside of QC limits

SPIKE BLANK AND LAB CONTROL SAMPLE SUMMARY

Login Number: DA75765
Account: CHEVRCOG - Chevron USA, Inc.
Project: TASMCOA: Vern Marshall 1


QC Batch ID: MP43300
Matrix Type: AQUEOUS

Methods: SW846 6010C
Units: ug/l

Prep Date: 10/01/25

Metal	BSP Result	Spikelot ICPALL6	% Rec	QC Limits
-------	---------------	---------------------	-------	--------------

(anr) Analyte not requested



5.3.3
5

SERIAL DILUTION RESULTS SUMMARY

Login Number: DA75765
 Account: CHEVRCOG - Chevron USA, Inc.
 Project: TASMCOA: Vern Marshall 1

QC Batch ID: MP43300
 Matrix Type: AQUEOUS

Methods: SW846 6010C
 Units: ug/l

Prep Date: 10/01/25

Metal	DA75767-4B Original	SDL 1:5	%DIF	QC Limits
Aluminum				
Antimony				
Arsenic				
Barium				
Beryllium				
Boron	202	205	1.6	0-10
Cadmium				
Calcium				
Chromium				
Cobalt				
Copper				
Iron				
Lead				
Lithium				
Magnesium				
Manganese				
Molybdenum				
Nickel				
Phosphorus				
Potassium				
Selenium				
Silicon				
Silver				
Sodium				
Strontium				
Thallium				
Tin				
Titanium				
Uranium				
Vanadium				
Zinc				

Associated samples MP43300: DA75765-6B

Results < IDL are shown as zero for calculation purposes
 (*) Outside of QC limits

5.3.4
5

SERIAL DILUTION RESULTS SUMMARY

Login Number: DA75765
Account: CHEVRCOG - Chevron USA, Inc.
Project: TASMCOA: Vern Marshall 1


QC Batch ID: MP43300
Matrix Type: AQUEOUS

Methods: SW846 6010C
Units: ug/l

Prep Date: 10/01/25

Metal	DA75767-4B	QC
	Original SDL 1:5 %DIF	Limits

(anr) Analyte not requested



5.3.4
5

BLANK RESULTS SUMMARY
Part 2 - Method Blanks

Login Number: DA75765
Account: CHEVRCOG - Chevron USA, Inc.
Project: TASMCOA: Vern Marshall 1

QC Batch ID: MP43324
Matrix Type: AQUEOUS

Methods: SW846 6010C
Units: ug/l

Prep Date: 10/01/25

Metal	RL	IDL	MDL	MB raw	final
Aluminum	1500	30	230		
Antimony	450	90	100		
Arsenic	380	34	69		
Barium	150	2.9	20		
Beryllium	150	1.5	20		
Boron	750	19	95		
Cadmium	150	3.2	20		
Calcium	6000	84	750	-150	<6000
Chromium	150	10	20		
Cobalt	75	12	9.5		
Copper	150	7.4	20		
Iron	1100	28	180		
Lead	750	63	95		
Lithium	75	30	20		
Magnesium	3000	110	380	-99	<3000
Manganese	75	2.6	9.5		
Molybdenum	150	38	42		
Nickel	450	17	57		
Phosphorus	1500	170	240		
Potassium	15000	540	1900		
Selenium	750	140	320		
Silicon	3000	620	2300		
Silver	450	8.4	57		
Sodium	6000	130	750	473	<6000
Strontium	75	1.5	9.5		
Thallium	150	91	65		
Tin	900	51	770		
Titanium	150	6.5	20		
Uranium	750	170	130		
Vanadium	150	15	20		
Zinc	450	10	57		

Associated samples MP43324: DA75765-1A, DA75765-2A, DA75765-3A, DA75765-4A, DA75765-5A, DA75765-6A

Results < IDL are shown as zero for calculation purposes
(*) Outside of QC limits

BLANK RESULTS SUMMARY
Part 2 - Method Blanks

Login Number: DA75765
Account: CHEVRCOG - Chevron USA, Inc.
Project: TASMCOA: Vern Marshall 1


QC Batch ID: MP43324
Matrix Type: AQUEOUS

Methods: SW846 6010C
Units: ug/l

Prep Date: 10/01/25

Metal	RL	IDL	MDL	MB raw	final
-------	----	-----	-----	-----------	-------

(anr) Analyte not requested



5.4.1
5

MATRIX SPIKE AND DUPLICATE RESULTS SUMMARY

Login Number: DA75765
 Account: CHEVRCOG - Chevron USA, Inc.
 Project: TASMCOA: Vern Marshall 1

QC Batch ID: MP43324
 Matrix Type: AQUEOUS

Methods: SW846 6010C
 Units: ug/l

Prep Date: 10/01/25

Metal	DA75765-2A Original MS	Spikelot ICPAL6	% Rec	QC Limits	
Aluminum					
Antimony					
Arsenic					
Barium					
Beryllium					
Boron					
Cadmium					
Calcium	204000	581000	375000	100.5	75-125
Chromium					
Cobalt					
Copper					
Iron					
Lead					
Lithium					
Magnesium	52800	439000	375000	103.0	75-125
Manganese					
Molybdenum					
Nickel					
Phosphorus					
Potassium					
Selenium					
Silicon					
Silver					
Sodium	690000	1040000	375000	93.3	75-125
Strontium					
Thallium					
Tin					
Titanium					
Uranium					
Vanadium					
Zinc					

Associated samples MP43324: DA75765-1A, DA75765-2A, DA75765-3A, DA75765-4A, DA75765-5A, DA75765-6A

Results < IDL are shown as zero for calculation purposes
 (*) Outside of QC limits

5.4.2
5

MATRIX SPIKE AND DUPLICATE RESULTS SUMMARY

Login Number: DA75765
Account: CHEVRCOG - Chevron USA, Inc.
Project: TASMCOA: Vern Marshall 1


QC Batch ID: MP43324
Matrix Type: AQUEOUS

Methods: SW846 6010C
Units: ug/l

Prep Date: 10/01/25

Metal	DA75765-2A Original MS	SpikeLot ICPAL6	% Rec	QC Limits
-------	---------------------------	--------------------	-------	--------------

(N) Matrix Spike Rec. outside of QC limits
(anr) Analyte not requested



5.4.2
5

MATRIX SPIKE AND DUPLICATE RESULTS SUMMARY

Login Number: DA75765
 Account: CHEVRCOG - Chevron USA, Inc.
 Project: TASMCOA: Vern Marshall 1

QC Batch ID: MP43324
 Matrix Type: AQUEOUS

Methods: SW846 6010C
 Units: ug/l

Prep Date: 10/01/25

Metal	DA75765-2A Original MSD	Spikelot ICPAL6	% Rec	MSD RPD	QC Limit	
Aluminum						
Antimony						
Arsenic						
Barium						
Beryllium						
Boron						
Cadmium						
Calcium	204000	585000	375000	101.6	0.7	20
Chromium						
Cobalt						
Copper						
Iron						
Lead						
Lithium						
Magnesium	52800	445000	375000	104.6	1.4	20
Manganese						
Molybdenum						
Nickel						
Phosphorus						
Potassium						
Selenium						
Silicon						
Silver						
Sodium	690000	1040000	375000	93.3	0.0	20
Strontium						
Thallium						
Tin						
Titanium						
Uranium						
Vanadium						
Zinc						

Associated samples MP43324: DA75765-1A, DA75765-2A, DA75765-3A, DA75765-4A, DA75765-5A, DA75765-6A

Results < IDL are shown as zero for calculation purposes
 (*) Outside of QC limits

MATRIX SPIKE AND DUPLICATE RESULTS SUMMARY

Login Number: DA75765
Account: CHEVRCOG - Chevron USA, Inc.
Project: TASMCOA: Vern Marshall 1


QC Batch ID: MP43324
Matrix Type: AQUEOUS

Methods: SW846 6010C
Units: ug/l

Prep Date: 10/01/25

Metal	DA75765-2A Original MSD	SpikeLot ICPAL6 % Rec	MSD RPD	QC Limit
-------	----------------------------	--------------------------	------------	-------------

(N) Matrix Spike Rec. outside of QC limits
(anr) Analyte not requested



5.4.2
5

SPIKE BLANK AND LAB CONTROL SAMPLE SUMMARY

Login Number: DA75765
 Account: CHEVRCOG - Chevron USA, Inc.
 Project: TASMCOA: Vern Marshall 1

QC Batch ID: MP43324
 Matrix Type: AQUEOUS

Methods: SW846 6010C
 Units: ug/l

Prep Date: 10/01/25

Metal	BSP Result	Spikelot ICPALL6	% Rec	QC Limits
Aluminum				
Antimony				
Arsenic				
Barium				
Beryllium				
Boron				
Cadmium				
Calcium	390000	375000	104.0	80-120
Chromium				
Cobalt				
Copper				
Iron				
Lead				
Lithium				
Magnesium	396000	375000	105.6	80-120
Manganese				
Molybdenum				
Nickel				
Phosphorus				
Potassium				
Selenium				
Silicon				
Silver				
Sodium	393000	375000	104.8	80-120
Strontium				
Thallium				
Tin				
Titanium				
Uranium				
Vanadium				
Zinc				

Associated samples MP43324: DA75765-1A, DA75765-2A, DA75765-3A, DA75765-4A, DA75765-5A, DA75765-6A

Results < IDL are shown as zero for calculation purposes
 (*) Outside of QC limits

SPIKE BLANK AND LAB CONTROL SAMPLE SUMMARY

Login Number: DA75765
Account: CHEVRCOG - Chevron USA, Inc.
Project: TASMCOA: Vern Marshall 1


QC Batch ID: MP43324
Matrix Type: AQUEOUS

Methods: SW846 6010C
Units: ug/l

Prep Date: 10/01/25

Metal	BSP Result	Spikelot ICPALL6	% Rec	QC Limits
-------	---------------	---------------------	-------	--------------

(anr) Analyte not requested



5.4.3
5

SERIAL DILUTION RESULTS SUMMARY

Login Number: DA75765
 Account: CHEVRCOG - Chevron USA, Inc.
 Project: TASMCOA: Vern Marshall 1

QC Batch ID: MP43324
 Matrix Type: AQUEOUS

Methods: SW846 6010C
 Units: ug/l

Prep Date: 10/01/25

Metal	DA75765-2A Original	SDL 1:5	%DIF	QC Limits
Aluminum				
Antimony				
Arsenic				
Barium				
Beryllium				
Boron				
Cadmium				
Calcium	13600	13000	4.2	0-10
Chromium				
Cobalt				
Copper				
Iron				
Lead				
Lithium				
Magnesium	3520	3390	3.8	0-10
Manganese				
Molybdenum				
Nickel				
Phosphorus				
Potassium				
Selenium				
Silicon				
Silver				
Sodium	46000	44800	2.5	0-10
Strontium				
Thallium				
Tin				
Titanium				
Uranium				
Vanadium				
Zinc				

Associated samples MP43324: DA75765-1A, DA75765-2A, DA75765-3A, DA75765-4A, DA75765-5A, DA75765-6A

Results < IDL are shown as zero for calculation purposes
 (*) Outside of QC limits

SERIAL DILUTION RESULTS SUMMARY

Login Number: DA75765
Account: CHEVRCOG - Chevron USA, Inc.
Project: TASMCOA: Vern Marshall 1


QC Batch ID: MP43324
Matrix Type: AQUEOUS

Methods: SW846 6010C
Units: ug/l

Prep Date: 10/01/25

Metal	DA75765-2A	QC
	Original SDL 1:5 %DIF	Limits

(anr) Analyte not requested



5.4.4
5

BLANK RESULTS SUMMARY
Part 2 - Method Blanks

Login Number: DA75765
Account: CHEVRCOG - Chevron USA, Inc.
Project: TASMCOA: Vern Marshall 1

QC Batch ID: MP43356
Matrix Type: SOLID

Methods: SW846 6020B
Units: mg/kg

Prep Date: 10/02/25

Metal	RL	IDL	MDL	MB raw	final
Aluminum	50	.52	5		
Antimony	0.40	.01	.05		
Arsenic	0.20	.05	.05	0.056	<0.20
Barium	2.0	.096	.24	0.14	<2.0
Beryllium	0.20	.077	.04		
Boron	40	18	10		
Cadmium	0.10	.03	.04	0.016	<0.10
Calcium	400	25	30		
Chromium	2.0	.087	.6		
Cobalt	0.20	.04	.025		
Copper	2.0	.05	.25	0.0094	<2.0
Iron	20	1.6	15		
Lead	0.50	.094	.2	0.11	<0.50
Magnesium	100	10	10		
Manganese	1.0	.079	.2		
Molybdenum	1.0	.037	.27		
Nickel	2.0	.098	.2	-0.25	<2.0
Phosphorus	60	7.6	25		
Potassium	200	2	25		
Selenium	0.10	.05	.05	0.031	<0.10
Silver	0.10	.0081	.03	0.0057	<0.10
Sodium	500	10	30		
Strontium	20	.1	1		
Thallium	0.20	.032	.04		
Tin	10	.22	4		
Titanium	2.0	.05	.3		
Uranium	0.20	.015	.1		
Vanadium	1.0	.14	.2		
Zinc	10	.05	1	0.61	<10

Associated samples MP43356: DA75765-1, DA75765-2, DA75765-3, DA75765-4, DA75765-5

Results < IDL are shown as zero for calculation purposes
(*) Outside of QC limits
(anr) Analyte not requested

MATRIX SPIKE AND DUPLICATE RESULTS SUMMARY

Login Number: DA75765
 Account: CHEVRCOG - Chevron USA, Inc.
 Project: TASMCOA: Vern Marshall 1

QC Batch ID: MP43356
 Matrix Type: SOLID

Methods: SW846 6020B
 Units: mg/kg

Prep Date: 10/02/25

Metal	DA75765-5 Original MS		Spike/lot ICPMS6	% Rec	QC Limits
Aluminum					
Antimony					
Arsenic	2.4	64.1	65.7	94.0	75-125
Barium	164	275	131	84.5	75-125
Beryllium					
Boron					
Cadmium	0.12	34.0	32.8	103.2	75-125
Calcium					
Chromium					
Cobalt					
Copper	5.6	37.6	32.8	97.5	75-125
Iron					
Lead	6.4	73.6	65.7	102.3	75-125
Magnesium					
Manganese					
Molybdenum					
Nickel	6.6	38.3	32.8	96.6	75-125
Phosphorus					
Potassium					
Selenium	0.19	60.9	65.7	92.5	75-125
Silver	0.035	13.5	13.1	102.5	75-125
Sodium					
Strontium					
Thallium					
Tin					
Titanium					
Uranium					
Vanadium					
Zinc	25.7	61.6	32.8	109.4	75-125

Associated samples MP43356: DA75765-1, DA75765-2, DA75765-3, DA75765-4, DA75765-5

Results < IDL are shown as zero for calculation purposes
 (*) Outside of QC limits
 (N) Matrix Spike Rec. outside of QC limits
 (anr) Analyte not requested

5.5.2
5

MATRIX SPIKE AND DUPLICATE RESULTS SUMMARY

Login Number: DA75765
 Account: CHEVRCOG - Chevron USA, Inc.
 Project: TASMCOA: Vern Marshall 1

QC Batch ID: MP43356
 Matrix Type: SOLID

Methods: SW846 6020B
 Units: mg/kg

Prep Date: 10/02/25

Metal	DA75765-5 Original MSD		SpikeLot ICPMS6 % Rec		MSD RPD	QC Limit
Aluminum						
Antimony						
Arsenic	2.4	85.1	86.3	95.8	28.2 (a)	20
Barium	164	310	173	84.6	12.0	20
Beryllium						
Boron						
Cadmium	0.12	44.3	43.2	102.3	26.3 (a)	20
Calcium						
Chromium						
Cobalt						
Copper	5.6	48.8	43.2	100.1	25.9 (a)	20
Iron						
Lead	6.4	95.7	86.3	103.4	26.1 (a)	20
Magnesium						
Manganese						
Molybdenum						
Nickel	6.6	49.7	43.2	99.8	25.9 (a)	20
Phosphorus						
Potassium						
Selenium	0.19	81.2	86.3	93.8	28.6 (a)	20
Silver	0.035	17.7	17.3	102.3	26.9 (a)	20
Sodium						
Strontium						
Thallium						
Tin						
Titanium						
Uranium						
Vanadium						
Zinc	25.7	74.6	43.2	113.3	19.1	20

Associated samples MP43356: DA75765-1, DA75765-2, DA75765-3, DA75765-4, DA75765-5

Results < IDL are shown as zero for calculation purposes
 (*) Outside of QC limits
 (N) Matrix Spike Rec. outside of QC limits
 (anr) Analyte not requested
 (a) High RPD due to possible sample nonhomogeneity.

5.5.2
5

SPIKE BLANK AND LAB CONTROL SAMPLE SUMMARY

Login Number: DA75765
 Account: CHEVRCOG - Chevron USA, Inc.
 Project: TASMCOA: Vern Marshall 1

QC Batch ID: MP43356
 Matrix Type: SOLID

Methods: SW846 6020B
 Units: mg/kg

Prep Date: 10/02/25

Metal	BSP Result	Spikelot ICPMS6	% Rec	QC Limits
Aluminum				
Antimony				
Arsenic	102	100	102.0	80-120
Barium	200	200	100.0	80-120
Beryllium				
Boron				
Cadmium	53.1	50	106.2	80-120
Calcium				
Chromium				
Cobalt				
Copper	51.6	50	103.2	80-120
Iron				
Lead	104	100	104.0	80-120
Magnesium				
Manganese				
Molybdenum				
Nickel	50.6	50	101.2	80-120
Phosphorus				
Potassium				
Selenium	100	100	100.0	80-120
Silver	20.8	20	104.0	80-120
Sodium				
Strontium				
Thallium				
Tin				
Titanium				
Uranium				
Vanadium				
Zinc	51.4	50	102.8	80-120

Associated samples MP43356: DA75765-1, DA75765-2, DA75765-3, DA75765-4, DA75765-5

Results < IDL are shown as zero for calculation purposes
 (*) Outside of QC limits
 (anr) Analyte not requested

SERIAL DILUTION RESULTS SUMMARY

Login Number: DA75765
 Account: CHEVRCOG - Chevron USA, Inc.
 Project: TASMCOA: Vern Marshall 1

QC Batch ID: MP43356
 Matrix Type: SOLID

Methods: SW846 6020B
 Units: ug/l

Prep Date: 10/02/25

Metal	DA75765-5 Original SDL 10:50%DIF		QC Limits	
Aluminum				
Antimony				
Arsenic	33.8	35.0	3.6	0-20
Barium	2340	2300	1.7	0-20
Beryllium				
Boron				
Cadmium	1.72	1.69	2.0	0-20
Calcium				
Chromium				
Cobalt				
Copper	80.3	78.6	2.1	0-20
Iron				
Lead	91.6	86.3	5.8	0-20
Magnesium				
Manganese				
Molybdenum				
Nickel	94.8	85.7	9.7	0-20
Phosphorus				
Potassium				
Selenium	2.79	2.74	1.7	0-20
Silver	0.497	0.444	10.6	0-20
Sodium				
Strontium				
Thallium				
Tin				
Titanium				
Uranium				
Vanadium				
Zinc	368	379	2.9	0-20

Associated samples MP43356: DA75765-1, DA75765-2, DA75765-3, DA75765-4, DA75765-5

Results < IDL are shown as zero for calculation purposes
 (*) Outside of QC limits
 (anr) Analyte not requested

5.5.4
5

General Chemistry

QC Data Summaries

Includes the following where applicable:

- Method Blank and Blank Spike Summaries
- Duplicate Summaries
- Matrix Spike Summaries

METHOD BLANK AND SPIKE RESULTS SUMMARY
GENERAL CHEMISTRY

Login Number: DA75765
Account: CHEVRCOG - Chevron USA, Inc.
Project: TASMCOA: Vern Marshall 1

Analyte	Batch ID	RL	MB Result	Units	Spike Amount	BSP Result	BSP %Recov	QC Limits
Specific Conductivity	GP39585/GN69481			mmhos/cm	1.409	1.3	95.4	90-110%

Associated Samples:

Batch GP39585: DA75765-1, DA75765-2, DA75765-3, DA75765-4, DA75765-5, DA75765-6

(*) Outside of QC limits

6.1

6

DUPLICATE RESULTS SUMMARY
GENERAL CHEMISTRY

Login Number: DA75765
Account: CHEVRCOG - Chevron USA, Inc.
Project: TASMCOA: Vern Marshall 1

Analyte	Batch ID	QC Sample	Units	Original Result	DUP Result	RPD	QC Limits
Specific Conductivity	GP39585/GN69481	DA75766-5	mmhos/cm	0.92	0.93	0.4	0-20%
pH	GN69480	DA75764-7	su	7.96	7.97	0.1	0-5%

Associated Samples:

Batch GN69480: DA75765-1, DA75765-2, DA75765-3, DA75765-4, DA75765-5, DA75765-6

Batch GP39585: DA75765-1, DA75765-2, DA75765-3, DA75765-4, DA75765-5, DA75765-6

(*) Outside of QC limits

6.2
6

Misc. Forms

Custody Documents and Other Forms

(SGS Dayton, NJ)

Includes the following where applicable:

- Chain of Custody



CHAIN OF CUSTODY

SGS North America Inc. - Wheat Ridge
4036 Youngfield Street, Wheat Ridge, CO 80033
TEL: 303-425-6021 FAX: 303-425-6854
www.sgs.com/ehsusa

FED-EX Tracking # 9098-8943
SGS Quote #

Bottle Order Control #

SGS Job # DA75765

Client / Reporting Information, Project Information, Requested Analysis, Matrix Codes, Collection table, Turnaround Time, Approved By, Data Deliverable Information, Relinquished/Received by, Date Time, Sample Custody must be documented below each time samples change possession, including courier delivery.

DA75765: Chain of Custody
Page 1 of 2
SGS Dayton, NJ



SGS Sample Receipt Summary

Job Number: DA75765

Client: _____

Project: _____

Date / Time Received: 10/2/2025 3:36:00 PM

Delivery Method: FEDEX

Airbill #'s: _____

Cooler Temps (Raw Measured) °C: Cooler 1: (1.8);

Cooler Temps (Corrected) °C: Cooler 1: (1.9);

Cooler Security

Y or N

Y or N

- | | | | | | |
|---------------------------|-------------------------------------|--------------------------|------------------------|-------------------------------------|--------------------------|
| 1. Custody Seals Present: | <input checked="" type="checkbox"/> | <input type="checkbox"/> | 3. COC Present: | <input checked="" type="checkbox"/> | <input type="checkbox"/> |
| 2. Custody Seals Intact: | <input checked="" type="checkbox"/> | <input type="checkbox"/> | 4. Smp'l Dates/Time OK | <input checked="" type="checkbox"/> | <input type="checkbox"/> |

Cooler Temperature

Y or N

- | | | |
|------------------------------|-------------------------------------|--------------------------|
| 1. Temp criteria achieved: | <input checked="" type="checkbox"/> | <input type="checkbox"/> |
| 2. Cooler temp verification: | <u>IR-50</u> | |
| 3. Cooler media: | <u>Ice (Bag)</u> | |
| 4. No. Coolers: | <u>1</u> | |

Quality Control Preservation

Y or N

N/A

- | | | | |
|---------------------------------|-------------------------------------|--------------------------|-------------------------------------|
| 1. Trip Blank present / cooler: | <input type="checkbox"/> | <input type="checkbox"/> | <input checked="" type="checkbox"/> |
| 2. Trip Blank listed on COC: | <input type="checkbox"/> | <input type="checkbox"/> | <input checked="" type="checkbox"/> |
| 3. Samples preserved properly: | <input checked="" type="checkbox"/> | <input type="checkbox"/> | |
| 4. VOCs headspace free: | <input type="checkbox"/> | <input type="checkbox"/> | <input checked="" type="checkbox"/> |

Sample Integrity - Documentation

Y or N

- | | | |
|--|-------------------------------------|--------------------------|
| 1. Sample labels present on bottles: | <input checked="" type="checkbox"/> | <input type="checkbox"/> |
| 2. Container labeling complete: | <input checked="" type="checkbox"/> | <input type="checkbox"/> |
| 3. Sample container label / COC agree: | <input checked="" type="checkbox"/> | <input type="checkbox"/> |

Sample Integrity - Condition

Y or N

- | | | |
|----------------------------------|-------------------------------------|--------------------------|
| 1. Sample recvd within HT: | <input checked="" type="checkbox"/> | <input type="checkbox"/> |
| 2. All containers accounted for: | <input checked="" type="checkbox"/> | <input type="checkbox"/> |
| 3. Condition of sample: | <u>Intact</u> | |

Sample Integrity - Instructions

Y or N

N/A

- | | | | |
|---|-------------------------------------|-------------------------------------|-------------------------------------|
| 1. Analysis requested is clear: | <input checked="" type="checkbox"/> | <input type="checkbox"/> | |
| 2. Bottles received for unspecified tests | <input type="checkbox"/> | <input checked="" type="checkbox"/> | |
| 3. Sufficient volume recvd for analysis: | <input checked="" type="checkbox"/> | <input type="checkbox"/> | |
| 4. Compositing instructions clear: | <input type="checkbox"/> | <input type="checkbox"/> | <input checked="" type="checkbox"/> |
| 5. Filtering instructions clear: | <input type="checkbox"/> | <input type="checkbox"/> | <input checked="" type="checkbox"/> |

Test Strip Lot #s: pH 1-12: 231619 pH 12+: 203117A Other: (Specify) _____

Comments

SM089-03
Rev. Date 12/7/17

7.1
7

General Chemistry

QC Data Summaries

(SGS Dayton, NJ)

Includes the following where applicable:

- Method Blank and Blank Spike Summaries
- Duplicate Summaries
- Matrix Spike Summaries

METHOD BLANK AND SPIKE RESULTS SUMMARY
GENERAL CHEMISTRY

Login Number: DA75765
Account: ALMS - SGS Wheat Ridge, CO
Project: CHEVRCOG: TASMCOA: Vern Marshall 1

Analyte	Batch ID	RL	MB Result	Units	Spike Amount	BSP Result	BSP %Recov	QC Limits
Chromium, Hexavalent	GP65016/GN75445	0.40	0.0	mg/kg	40	35.5	88.8 (a)	80-120%
Chromium, Hexavalent	GP65016/GN75445			mg/kg	779	754	96.8 (b)	80-120%

Associated Samples:

Batch GP65016: DA75765-1, DA75765-2, DA75765-3, DA75765-4, DA75765-5, DA75765-6

(*) Outside of QC limits

(a) Good recovery on soluble XCR matrix spike. Good recovery (91.05%) on the post-spike.

(b) Good recovery on insoluble XCR matrix spike. See additional comments on soluble matrix spike recovery.

DUPLICATE RESULTS SUMMARY
GENERAL CHEMISTRY

Login Number: DA75765
Account: ALMS - SGS Wheat Ridge, CO
Project: CHEVRCOG: TASMCOA: Vern Marshall 1

Analyte	Batch ID	QC Sample	Units	Original Result	DUP Result	RPD	QC Limits
Chromium, Hexavalent	GP65016/GN75445	DA75764-12	mg/kg	0.0	0.0	0.0	0-20%

Associated Samples:

Batch GP65016: DA75765-1, DA75765-2, DA75765-3, DA75765-4, DA75765-5, DA75765-6

(*) Outside of QC limits

MATRIX SPIKE RESULTS SUMMARY
GENERAL CHEMISTRY

Login Number: DA75765
Account: ALMS - SGS Wheat Ridge, CO
Project: CHEVRCOG: TASMCOA: Vern Marshall 1

Analyte	Batch ID	QC Sample	Units	Original Result	Spike Amount	MS Result	%Rec	QC Limits
Chromium, Hexavalent	GP65016/GN75445	DA75764-12	mg/kg	0.0	49.4	41.6	84.1(a)	75-125%
Chromium, Hexavalent	GP65016/GN75445	DA75764-12	mg/kg	0.0	1470	1310	89.4(b)	75-125%

Associated Samples:

Batch GP65016: DA75765-1, DA75765-2, DA75765-3, DA75765-4, DA75765-5, DA75765-6

(*) Outside of QC limits

(N) Matrix Spike Rec. outside of QC limits

(a) Good recovery on soluble XCR matrix spike. Good recovery (91.05%) on the post-spike.

(b) Good recovery on insoluble XCR matrix spike. See additional comments on soluble matrix spike recovery.

