



ANALYTICAL REPORT

January 06, 2026

Revised Report

- 1 Cp
- 2 Tc
- 3 Ss
- 4 Cn
- 5 Sr
- 6 Qc
- 7 Gl
- 8 Al
- 9 Sc

Civitas - CO

Sample Delivery Group: L1890965
 Samples Received: 08/21/2025
 Project Number: 22238
 Description: Sprague 33-9

Report To: Civitas-Tasman
 4725 Independence
 Suite 100
 Wheat Ridge, CO 80033

Entire Report Reviewed By:

Mandi Edwards
Project Manager










Results relate only to the items tested or calibrated and are reported as rounded values. This test report shall not be reproduced, except in full, without written approval of the laboratory. Where applicable, sampling conducted by Pace Analytical National is performed per guidance provided in laboratory standard operating procedures ENV-SOP-MTJL-0067 and ENV-SOP-MTJL-0068. Where sampling conducted by the customer, results relate to the accuracy of the information provided, and as the samples are received.



Pace Analytical National

12065 Lebanon Rd Mount Juliet, TN 37122 615-758-5858 800-767-5859 mydata.pacelabs.com

TABLE OF CONTENTS

Cp: Cover Page	1	
Tc: Table of Contents	2	
Ss: Sample Summary	3	
Cn: Case Narrative	6	
Sr: Sample Results	7	
WH-B01R@6' L1890965-01	7	
BG07@3' L1890965-02	8	
BG07@6' L1890965-03	9	
BG08@3' L1890965-04	10	
BG08@6' L1890965-05	11	
BG09@3' L1890965-06	12	
BG09@6' L1890965-07	13	
BG10@3' L1890965-08	14	
BG10@6' L1890965-09	15	
BG11@3' L1890965-10	16	
BG11@6' L1890965-11	17	
Qc: Quality Control Summary	18	
Wet Chemistry by Method 7199	18	
Wet Chemistry by Method 9045D (S-1.10)	19	
Wet Chemistry by Method 9050AMod (S-1.20)	22	
Metals (ICP) by Method 6010D (S-7.10)	24	
Metals (ICPMS) by Method 6020B	26	
Gl: Glossary of Terms	27	
Al: Accreditations & Locations	28	
Sc: Sample Chain of Custody	29	

SAMPLE SUMMARY

WH-B01R@6' L1890965-01

Collected by BS/BL Collected date/time 08/20/25 13:00 Received date/time 08/21/25 13:30

Method	Batch	Dilution	Preparation date/time	Analysis date/time	Analyst	Location
Wet Chemistry by Method 9045D (S-1.10)	WG2596763	1	09/11/25 06:00	09/11/25 08:32	RJP	Mt. Juliet, TN

BG07@3' L1890965-02

Collected by BS/BL Collected date/time 08/20/25 13:05 Received date/time 08/21/25 13:30

Method	Batch	Dilution	Preparation date/time	Analysis date/time	Analyst	Location
Calculated Results	WG2589299	1	08/28/25 03:35	08/28/25 03:35	JTM	Mt. Juliet, TN
Wet Chemistry by Method 7199	WG2595178	1	09/06/25 15:24	09/16/25 18:30	EKB	Mt. Juliet, TN
Wet Chemistry by Method 9045D (S-1.10)	WG2591177	1	08/30/25 08:27	09/08/25 10:01	BJM	Mt. Juliet, TN
Wet Chemistry by Method 9050AMod (S-1.20)	WG2591190	1	08/30/25 08:32	09/09/25 18:45	KRB	Mt. Juliet, TN
Metals (ICP) by Method 6010D (S-7.10)	WG2589409	1	09/03/25 09:43	09/03/25 16:19	UNP	Mt. Juliet, TN
Metals (ICPMS) by Method 6020B	WG2588603	5	08/27/25 08:07	09/11/25 21:14	TMT	Mt. Juliet, TN

BG07@6' L1890965-03

Collected by BS/BL Collected date/time 08/20/25 13:10 Received date/time 08/21/25 13:30

Method	Batch	Dilution	Preparation date/time	Analysis date/time	Analyst	Location
Calculated Results	WG2589299	1	08/28/25 03:37	08/28/25 03:37	JTM	Mt. Juliet, TN
Wet Chemistry by Method 7199	WG2595178	1	09/06/25 15:24	09/16/25 18:48	EKB	Mt. Juliet, TN
Wet Chemistry by Method 9045D (S-1.10)	WG2591177	1	08/30/25 08:27	09/08/25 10:01	BJM	Mt. Juliet, TN
Wet Chemistry by Method 9050AMod (S-1.20)	WG2591190	1	08/30/25 08:32	09/09/25 18:45	KRB	Mt. Juliet, TN
Metals (ICP) by Method 6010D (S-7.10)	WG2589409	1	09/03/25 09:43	09/03/25 16:22	UNP	Mt. Juliet, TN
Metals (ICPMS) by Method 6020B	WG2588603	5	08/27/25 08:07	09/11/25 21:17	TMT	Mt. Juliet, TN

BG08@3' L1890965-04

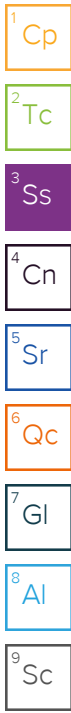
Collected by BS/BL Collected date/time 08/20/25 13:15 Received date/time 08/21/25 13:30

Method	Batch	Dilution	Preparation date/time	Analysis date/time	Analyst	Location
Calculated Results	WG2589299	1	08/28/25 03:39	08/28/25 03:39	JTM	Mt. Juliet, TN
Wet Chemistry by Method 7199	WG2595178	1	09/06/25 15:24	09/16/25 18:57	EKB	Mt. Juliet, TN
Wet Chemistry by Method 9045D (S-1.10)	WG2591177	1	08/30/25 08:27	09/08/25 10:01	BJM	Mt. Juliet, TN
Wet Chemistry by Method 9050AMod (S-1.20)	WG2591190	1	08/30/25 08:32	09/09/25 18:45	KRB	Mt. Juliet, TN
Metals (ICP) by Method 6010D (S-7.10)	WG2589409	1	09/03/25 09:43	09/03/25 16:25	UNP	Mt. Juliet, TN
Metals (ICPMS) by Method 6020B	WG2588603	5	08/27/25 08:07	09/11/25 21:27	TMT	Mt. Juliet, TN

BG08@6' L1890965-05

Collected by BS/BL Collected date/time 08/20/25 13:20 Received date/time 08/21/25 13:30

Method	Batch	Dilution	Preparation date/time	Analysis date/time	Analyst	Location
Calculated Results	WG2589299	1	08/28/25 03:41	08/28/25 03:41	JTM	Mt. Juliet, TN
Wet Chemistry by Method 7199	WG2595178	1	09/06/25 15:24	09/16/25 19:06	EKB	Mt. Juliet, TN
Wet Chemistry by Method 9045D (S-1.10)	WG2591177	1	08/30/25 08:27	09/08/25 10:01	BJM	Mt. Juliet, TN
Wet Chemistry by Method 9050AMod (S-1.20)	WG2591190	1	08/30/25 08:32	09/09/25 18:45	KRB	Mt. Juliet, TN
Metals (ICP) by Method 6010D (S-7.10)	WG2589409	1	09/03/25 09:43	09/03/25 16:28	UNP	Mt. Juliet, TN
Metals (ICPMS) by Method 6020B	WG2588603	5	08/27/25 08:07	09/11/25 21:30	TMT	Mt. Juliet, TN



SAMPLE SUMMARY

BG09@3' L1890965-06

Collected by BS/BL Collected date/time 08/20/25 13:25 Received date/time 08/21/25 13:30

Method	Batch	Dilution	Preparation date/time	Analysis date/time	Analyst	Location
Calculated Results	WG2589299	1	08/28/25 03:43	08/28/25 03:43	JTM	Mt. Juliet, TN
Wet Chemistry by Method 7199	WG2595178	1	09/06/25 15:24	09/16/25 19:15	EKB	Mt. Juliet, TN
Wet Chemistry by Method 9045D (S-1.10)	WG2591177	1	08/30/25 08:27	09/08/25 10:01	BJM	Mt. Juliet, TN
Wet Chemistry by Method 9050AMod (S-1.20)	WG2591190	1	08/30/25 08:32	09/09/25 18:45	KRB	Mt. Juliet, TN
Metals (ICP) by Method 6010D (S-7.10)	WG2589409	1	09/03/25 09:43	09/03/25 16:36	UNP	Mt. Juliet, TN
Metals (ICPMS) by Method 6020B	WG2588603	5	08/27/25 08:07	09/11/25 20:56	TMT	Mt. Juliet, TN



BG09@6' L1890965-07

Collected by BS/BL Collected date/time 08/20/25 13:30 Received date/time 08/21/25 13:30

Method	Batch	Dilution	Preparation date/time	Analysis date/time	Analyst	Location
Calculated Results	WG2589299	1	08/28/25 03:44	08/28/25 03:44	JTM	Mt. Juliet, TN
Wet Chemistry by Method 7199	WG2595178	1	09/06/25 15:24	09/16/25 20:17	EKB	Mt. Juliet, TN
Wet Chemistry by Method 9045D (S-1.10)	WG2591177	1	08/30/25 08:27	09/08/25 10:01	BJM	Mt. Juliet, TN
Wet Chemistry by Method 9050AMod (S-1.20)	WG2591190	1	08/30/25 08:32	09/09/25 18:45	KRB	Mt. Juliet, TN
Metals (ICP) by Method 6010D (S-7.10)	WG2589409	1	09/03/25 09:43	09/03/25 16:39	UNP	Mt. Juliet, TN
Metals (ICPMS) by Method 6020B	WG2588603	5	08/27/25 08:07	09/11/25 21:33	TMT	Mt. Juliet, TN

BG10@3' L1890965-08

Collected by BS/BL Collected date/time 08/20/25 13:35 Received date/time 08/21/25 13:30

Method	Batch	Dilution	Preparation date/time	Analysis date/time	Analyst	Location
Calculated Results	WG2589299	1	08/28/25 03:00	08/28/25 03:00	JTM	Mt. Juliet, TN
Wet Chemistry by Method 7199	WG2595178	1	09/06/25 15:24	09/16/25 20:26	EKB	Mt. Juliet, TN
Wet Chemistry by Method 9045D (S-1.10)	WG2591177	1	08/30/25 08:27	09/08/25 10:01	BJM	Mt. Juliet, TN
Wet Chemistry by Method 9050AMod (S-1.20)	WG2591190	1	08/30/25 08:32	09/09/25 18:45	KRB	Mt. Juliet, TN
Metals (ICP) by Method 6010D (S-7.10)	WG2589409	1	09/03/25 09:43	09/03/25 16:42	UNP	Mt. Juliet, TN
Metals (ICPMS) by Method 6020B	WG2588603	5	08/27/25 08:07	09/11/25 21:36	TMT	Mt. Juliet, TN

BG10@6' L1890965-09

Collected by BS/BL Collected date/time 08/20/25 13:40 Received date/time 08/21/25 13:30

Method	Batch	Dilution	Preparation date/time	Analysis date/time	Analyst	Location
Calculated Results	WG2589508	1	08/29/25 02:44	08/29/25 02:44	JTM	Mt. Juliet, TN
Wet Chemistry by Method 7199	WG2595178	1	09/06/25 15:24	09/16/25 20:35	EKB	Mt. Juliet, TN
Wet Chemistry by Method 9045D (S-1.10)	WG2591222	1	08/30/25 09:07	09/09/25 13:37	RJP	Mt. Juliet, TN
Wet Chemistry by Method 9050AMod (S-1.20)	WG2591225	1	08/30/25 09:10	09/09/25 22:10	KRB	Mt. Juliet, TN
Metals (ICP) by Method 6010D (S-7.10)	WG2589514	1	09/03/25 12:05	09/03/25 17:08	UNP	Mt. Juliet, TN
Metals (ICPMS) by Method 6020B	WG2588603	5	08/27/25 08:07	09/11/25 21:39	TMT	Mt. Juliet, TN

BG11@3' L1890965-10

Collected by BS/BL Collected date/time 08/20/25 13:45 Received date/time 08/21/25 13:30

Method	Batch	Dilution	Preparation date/time	Analysis date/time	Analyst	Location
Calculated Results	WG2589508	1	08/29/25 02:47	08/29/25 02:47	JTM	Mt. Juliet, TN
Wet Chemistry by Method 7199	WG2595178	1	09/06/25 15:24	09/16/25 20:44	EKB	Mt. Juliet, TN
Wet Chemistry by Method 9045D (S-1.10)	WG2591222	1	08/30/25 09:07	09/09/25 13:37	RJP	Mt. Juliet, TN
Wet Chemistry by Method 9050AMod (S-1.20)	WG2591225	1	08/30/25 09:10	09/09/25 22:10	KRB	Mt. Juliet, TN
Metals (ICP) by Method 6010D (S-7.10)	WG2589514	1	09/03/25 12:05	09/03/25 17:11	UNP	Mt. Juliet, TN
Metals (ICPMS) by Method 6020B	WG2588603	5	08/27/25 08:07	09/11/25 21:42	TMT	Mt. Juliet, TN

SAMPLE SUMMARY

BG11@6' L1890965-11

Collected by: BS/BL
 Collected date/time: 08/20/25 13:50
 Received date/time: 08/21/25 13:30

Method	Batch	Dilution	Preparation date/time	Analysis date/time	Analyst	Location
Calculated Results	WG2589508	1	08/29/25 02:50	08/29/25 02:50	JTM	Mt. Juliet, TN
Wet Chemistry by Method 7199	WG2595178	1	09/06/25 15:24	09/16/25 20:53	EKB	Mt. Juliet, TN
Wet Chemistry by Method 9045D (S-1.10)	WG2591222	1	08/30/25 09:07	09/09/25 13:37	RJP	Mt. Juliet, TN
Wet Chemistry by Method 9050AMod (S-1.20)	WG2591225	1	08/30/25 09:10	09/09/25 22:10	KRB	Mt. Juliet, TN
Metals (ICP) by Method 6010D (S-7.10)	WG2589514	1	09/03/25 12:05	09/03/25 17:14	UNP	Mt. Juliet, TN
Metals (ICPMS) by Method 6020B	WG2588603	5	08/27/25 08:07	09/11/25 21:45	TMT	Mt. Juliet, TN

- ¹Cp
- ²Tc
- ³Ss
- ⁴Cn
- ⁵Sr
- ⁶Qc
- ⁷Gl
- ⁸Al
- ⁹Sc

CASE NARRATIVE

Unless qualified or notated within the narrative below, all sample aliquots were received at the correct temperature, in the proper containers, with the appropriate preservatives, and within method specified holding times. Where applicable, all MDL (LOD) and RDL (LOQ) values reported for environmental samples have been corrected for the dilution factor used in the analysis. All Method and Batch Quality Control are within established criteria except where addressed in this case narrative, a non-conformance form or properly qualified within the sample results. By my digital signature below, I affirm to the best of my knowledge, all problems/anomalies observed by the laboratory as having the potential to affect the quality of the data have been identified by the laboratory, and no information or data have been knowingly withheld that would affect the quality of the data.



Mandi Edwards
Project Manager

Report Revision History

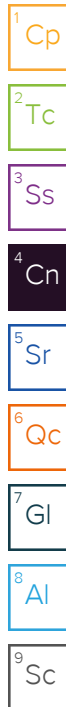
Level II Report - Version 1: 09/17/25 13:20

Level II Report - Version 2: 09/17/25 15:10

Project Comments

Samples for pH in this report are out of hold time per EPA standards. The Western States Manual does not define a hold time after the Saturated Paste preparation. Pace is working with ECMC to determine hold time.

Update Sample to WH-B01R@6'.



Wet Chemistry by Method 9045D (S-1.10)

Analyte	Result	Qualifier	Dilution	Analysis date / time	Batch
pH	7.68		1	09/11/2025 08:32	WG2596763

Sample Narrative:

L1890965-01 WG2596763: 7.68 at 20.7C

- 1 Cp
- 2 Tc
- 3 Ss
- 4 Cn
- 5 Sr
- 6 Qc
- 7 Gl
- 8 Al
- 9 Sc

Calculated Results

Analyte	Result	Qualifier	Dilution	Analysis date / time	Batch
Sodium Adsorption Ratio	3.90		1	08/28/2025 03:35	WG2589299

Wet Chemistry by Method 7199

Analyte	Result mg/kg	Qualifier	RDL mg/kg	Dilution	Analysis date / time	Batch
Hexavalent Chromium	ND		0.200	1	09/16/2025 18:30	WG2595178

Wet Chemistry by Method 9045D (S-1.10)

Analyte	Result su	Qualifier	Dilution	Analysis date / time	Batch
pH	7.50		1	09/08/2025 10:01	WG2591177

Sample Narrative:

L1890965-02 WG2591177: 7.5 at 19.7C

Wet Chemistry by Method 9050AMod (S-1.20)

Analyte	Result	Units	Qualifier	RDL	Dilution	Analysis date / time	Batch
Specific Conductance	1030	umhos/cm		10.0	1	09/09/2025 18:45	WG2591190

Sample Narrative:

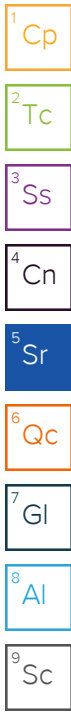
L1890965-02 WG2591190: at 25C

Metals (ICP) by Method 6010D (S-7.10)

Analyte	Result mg/l	Qualifier	RDL mg/l	Dilution	Analysis date / time	Batch
Hot Water Sol. Boron	ND		0.100	1	09/03/2025 16:19	WG2589409

Metals (ICPMS) by Method 6020B

Analyte	Result mg/kg	Qualifier	RDL mg/kg	Dilution	Analysis date / time	Batch
Arsenic	2.61		0.100	5	09/11/2025 21:14	WG2588603
Barium	70.2		10.0	5	09/11/2025 21:14	WG2588603
Cadmium	ND		0.100	5	09/11/2025 21:14	WG2588603
Copper	ND		10.0	5	09/11/2025 21:14	WG2588603
Lead	ND		10.0	5	09/11/2025 21:14	WG2588603
Nickel	ND		10.0	5	09/11/2025 21:14	WG2588603
Selenium	0.360		0.100	5	09/11/2025 21:14	WG2588603
Silver	ND		0.500	5	09/11/2025 21:14	WG2588603
Zinc	ND		50.0	5	09/11/2025 21:14	WG2588603



Calculated Results

Analyte	Result	Qualifier	Dilution	Analysis date / time	Batch
Sodium Adsorption Ratio	7.59		1	08/28/2025 03:37	WG2589299

Wet Chemistry by Method 7199

Analyte	Result mg/kg	Qualifier	RDL mg/kg	Dilution	Analysis date / time	Batch
Hexavalent Chromium	ND		0.200	1	09/16/2025 18:48	WG2595178

Wet Chemistry by Method 9045D (S-1.10)

Analyte	Result su	Qualifier	Dilution	Analysis date / time	Batch
pH	7.73		1	09/08/2025 10:01	WG2591177

Sample Narrative:

L1890965-03 WG2591177: 7.73 at 19.7C

Wet Chemistry by Method 9050AMod (S-1.20)

Analyte	Result	Units	Qualifier	RDL	Dilution	Analysis date / time	Batch
Specific Conductance	1490	umhos/cm		10.0	1	09/09/2025 18:45	WG2591190

Sample Narrative:

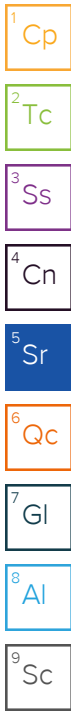
L1890965-03 WG2591190: at 25C

Metals (ICP) by Method 6010D (S-7.10)

Analyte	Result mg/l	Qualifier	RDL mg/l	Dilution	Analysis date / time	Batch
Hot Water Sol. Boron	ND		0.100	1	09/03/2025 16:22	WG2589409

Metals (ICPMS) by Method 6020B

Analyte	Result mg/kg	Qualifier	RDL mg/kg	Dilution	Analysis date / time	Batch
Arsenic	1.76		0.100	5	09/11/2025 21:17	WG2588603
Barium	46.4		10.0	5	09/11/2025 21:17	WG2588603
Cadmium	ND		0.100	5	09/11/2025 21:17	WG2588603
Copper	ND		10.0	5	09/11/2025 21:17	WG2588603
Lead	ND		10.0	5	09/11/2025 21:17	WG2588603
Nickel	ND		10.0	5	09/11/2025 21:17	WG2588603
Selenium	0.216		0.100	5	09/11/2025 21:17	WG2588603
Silver	ND		0.500	5	09/11/2025 21:17	WG2588603
Zinc	ND		50.0	5	09/11/2025 21:17	WG2588603



Calculated Results

Analyte	Result	Qualifier	Dilution	Analysis date / time	Batch
Sodium Adsorption Ratio	1.80		1	08/28/2025 03:39	WG2589299

- 1 Cp
- 2 Tc
- 3 Ss
- 4 Cn
- 5 Sr
- 6 Qc
- 7 Gl
- 8 Al
- 9 Sc

Wet Chemistry by Method 7199

Analyte	Result mg/kg	Qualifier	RDL mg/kg	Dilution	Analysis date / time	Batch
Hexavalent Chromium	ND		0.200	1	09/16/2025 18:57	WG2595178

Wet Chemistry by Method 9045D (S-1.10)

Analyte	Result su	Qualifier	Dilution	Analysis date / time	Batch
pH	7.76		1	09/08/2025 10:01	WG2591177

Sample Narrative:

L1890965-04 WG2591177: 7.76 at 20.1C

Wet Chemistry by Method 9050AMod (S-1.20)

Analyte	Result	Units	Qualifier	RDL	Dilution	Analysis date / time	Batch
Specific Conductance	694	umhos/cm		10.0	1	09/09/2025 18:45	WG2591190

Sample Narrative:

L1890965-04 WG2591190: at 25C

Metals (ICP) by Method 6010D (S-7.10)

Analyte	Result mg/l	Qualifier	RDL mg/l	Dilution	Analysis date / time	Batch
Hot Water Sol. Boron	ND		0.100	1	09/03/2025 16:25	WG2589409

Metals (ICPMS) by Method 6020B

Analyte	Result mg/kg	Qualifier	RDL mg/kg	Dilution	Analysis date / time	Batch
Arsenic	4.56		0.100	5	09/11/2025 21:27	WG2588603
Barium	58.2		10.0	5	09/11/2025 21:27	WG2588603
Cadmium	ND		0.100	5	09/11/2025 21:27	WG2588603
Copper	ND		10.0	5	09/11/2025 21:27	WG2588603
Lead	ND		10.0	5	09/11/2025 21:27	WG2588603
Nickel	ND		10.0	5	09/11/2025 21:27	WG2588603
Selenium	0.243		0.100	5	09/11/2025 21:27	WG2588603
Silver	ND		0.500	5	09/11/2025 21:27	WG2588603
Zinc	ND		50.0	5	09/11/2025 21:27	WG2588603

Calculated Results

Analyte	Result	Qualifier	Dilution	Analysis date / time	Batch
Sodium Adsorption Ratio	4.04		1	08/28/2025 03:41	WG2589299

Wet Chemistry by Method 7199

Analyte	Result mg/kg	Qualifier	RDL mg/kg	Dilution	Analysis date / time	Batch
Hexavalent Chromium	ND		0.200	1	09/16/2025 19:06	WG2595178

Wet Chemistry by Method 9045D (S-1.10)

Analyte	Result su	Qualifier	Dilution	Analysis date / time	Batch
pH	8.24		1	09/08/2025 10:01	WG2591177

Sample Narrative:

L1890965-05 WG2591177: 8.24 at 19.9C

Wet Chemistry by Method 9050AMod (S-1.20)

Analyte	Result	Units	Qualifier	RDL	Dilution	Analysis date / time	Batch
Specific Conductance	600	umhos/cm		10.0	1	09/09/2025 18:45	WG2591190

Sample Narrative:

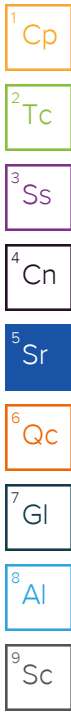
L1890965-05 WG2591190: at 25C

Metals (ICP) by Method 6010D (S-7.10)

Analyte	Result mg/l	Qualifier	RDL mg/l	Dilution	Analysis date / time	Batch
Hot Water Sol. Boron	ND		0.100	1	09/03/2025 16:28	WG2589409

Metals (ICPMS) by Method 6020B

Analyte	Result mg/kg	Qualifier	RDL mg/kg	Dilution	Analysis date / time	Batch
Arsenic	1.43		0.100	5	09/11/2025 21:30	WG2588603
Barium	33.6		10.0	5	09/11/2025 21:30	WG2588603
Cadmium	ND		0.100	5	09/11/2025 21:30	WG2588603
Copper	ND		10.0	5	09/11/2025 21:30	WG2588603
Lead	ND		10.0	5	09/11/2025 21:30	WG2588603
Nickel	ND		10.0	5	09/11/2025 21:30	WG2588603
Selenium	0.190		0.100	5	09/11/2025 21:30	WG2588603
Silver	ND		0.500	5	09/11/2025 21:30	WG2588603
Zinc	ND		50.0	5	09/11/2025 21:30	WG2588603



Calculated Results

Analyte	Result	Qualifier	Dilution	Analysis date / time	Batch
Sodium Adsorption Ratio	0.618		1	08/28/2025 03:43	WG2589299

Wet Chemistry by Method 7199

Analyte	Result mg/kg	Qualifier	RDL mg/kg	Dilution	Analysis date / time	Batch
Hexavalent Chromium	ND		0.200	1	09/16/2025 19:15	WG2595178

Wet Chemistry by Method 9045D (S-1.10)

Analyte	Result su	Qualifier	Dilution	Analysis date / time	Batch
pH	7.73		1	09/08/2025 10:01	WG2591177

Sample Narrative:

L1890965-06 WG2591177: 7.73 at 19.6C

Wet Chemistry by Method 9050AMod (S-1.20)

Analyte	Result	Units	Qualifier	RDL	Dilution	Analysis date / time	Batch
Specific Conductance	276	umhos/cm		10.0	1	09/09/2025 18:45	WG2591190

Sample Narrative:

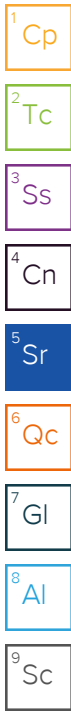
L1890965-06 WG2591190: at 25C

Metals (ICP) by Method 6010D (S-7.10)

Analyte	Result mg/l	Qualifier	RDL mg/l	Dilution	Analysis date / time	Batch
Hot Water Sol. Boron	ND		0.100	1	09/03/2025 16:36	WG2589409

Metals (ICPMS) by Method 6020B

Analyte	Result mg/kg	Qualifier	RDL mg/kg	Dilution	Analysis date / time	Batch
Arsenic	1.76		0.100	5	09/11/2025 20:56	WG2588603
Barium	48.7		10.0	5	09/11/2025 20:56	WG2588603
Cadmium	ND		0.100	5	09/11/2025 20:56	WG2588603
Copper	ND		10.0	5	09/11/2025 20:56	WG2588603
Lead	ND		10.0	5	09/11/2025 20:56	WG2588603
Nickel	ND		10.0	5	09/11/2025 20:56	WG2588603
Selenium	0.270		0.100	5	09/11/2025 20:56	WG2588603
Silver	ND		0.500	5	09/11/2025 20:56	WG2588603
Zinc	ND		50.0	5	09/11/2025 20:56	WG2588603



Calculated Results

Analyte	Result	Qualifier	Dilution	Analysis date / time	Batch
Sodium Adsorption Ratio	1.07		1	08/28/2025 03:44	WG2589299

Wet Chemistry by Method 7199

Analyte	Result mg/kg	Qualifier	RDL mg/kg	Dilution	Analysis date / time	Batch
Hexavalent Chromium	ND		0.200	1	09/16/2025 20:17	WG2595178

Wet Chemistry by Method 9045D (S-1.10)

Analyte	Result su	Qualifier	Dilution	Analysis date / time	Batch
pH	7.65		1	09/08/2025 10:01	WG2591177

Sample Narrative:

L1890965-07 WG2591177: 7.65 at 19.4C

Wet Chemistry by Method 9050AMod (S-1.20)

Analyte	Result	Units	Qualifier	RDL	Dilution	Analysis date / time	Batch
Specific Conductance	330	umhos/cm		10.0	1	09/09/2025 18:45	WG2591190

Sample Narrative:

L1890965-07 WG2591190: at 25C

Metals (ICP) by Method 6010D (S-7.10)

Analyte	Result mg/l	Qualifier	RDL mg/l	Dilution	Analysis date / time	Batch
Hot Water Sol. Boron	ND		0.100	1	09/03/2025 16:39	WG2589409

Metals (ICPMS) by Method 6020B

Analyte	Result mg/kg	Qualifier	RDL mg/kg	Dilution	Analysis date / time	Batch
Arsenic	1.80		0.100	5	09/11/2025 21:33	WG2588603
Barium	56.4		10.0	5	09/11/2025 21:33	WG2588603
Cadmium	ND		0.100	5	09/11/2025 21:33	WG2588603
Copper	ND		10.0	5	09/11/2025 21:33	WG2588603
Lead	ND		10.0	5	09/11/2025 21:33	WG2588603
Nickel	ND		10.0	5	09/11/2025 21:33	WG2588603
Selenium	0.288		0.100	5	09/11/2025 21:33	WG2588603
Silver	ND		0.500	5	09/11/2025 21:33	WG2588603
Zinc	ND		50.0	5	09/11/2025 21:33	WG2588603



Calculated Results

Analyte	Result	Qualifier	Dilution	Analysis date / time	Batch
Sodium Adsorption Ratio	1.91		1	08/28/2025 03:00	WG2589299

Wet Chemistry by Method 7199

Analyte	Result mg/kg	Qualifier	RDL mg/kg	Dilution	Analysis date / time	Batch
Hexavalent Chromium	ND		0.200	1	09/16/2025 20:26	WG2595178

Wet Chemistry by Method 9045D (S-1.10)

Analyte	Result su	Qualifier	Dilution	Analysis date / time	Batch
pH	7.73		1	09/08/2025 10:01	WG2591177

Sample Narrative:

L1890965-08 WG2591177: 7.73 at 19.5C

Wet Chemistry by Method 9050AMod (S-1.20)

Analyte	Result	Units	Qualifier	RDL	Dilution	Analysis date / time	Batch
Specific Conductance	392	umhos/cm		10.0	1	09/09/2025 18:45	WG2591190

Sample Narrative:

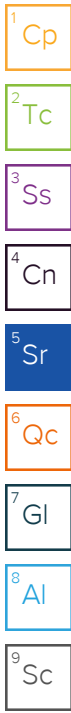
L1890965-08 WG2591190: at 25C

Metals (ICP) by Method 6010D (S-7.10)

Analyte	Result mg/l	Qualifier	RDL mg/l	Dilution	Analysis date / time	Batch
Hot Water Sol. Boron	ND		0.100	1	09/03/2025 16:42	WG2589409

Metals (ICPMS) by Method 6020B

Analyte	Result mg/kg	Qualifier	RDL mg/kg	Dilution	Analysis date / time	Batch
Arsenic	1.85		0.100	5	09/11/2025 21:36	WG2588603
Barium	51.3		10.0	5	09/11/2025 21:36	WG2588603
Cadmium	ND		0.100	5	09/11/2025 21:36	WG2588603
Copper	ND		10.0	5	09/11/2025 21:36	WG2588603
Lead	ND		10.0	5	09/11/2025 21:36	WG2588603
Nickel	ND		10.0	5	09/11/2025 21:36	WG2588603
Selenium	0.294		0.100	5	09/11/2025 21:36	WG2588603
Silver	ND		0.500	5	09/11/2025 21:36	WG2588603
Zinc	ND		50.0	5	09/11/2025 21:36	WG2588603



Calculated Results

Analyte	Result	Qualifier	Dilution	Analysis date / time	Batch
Sodium Adsorption Ratio	1.32		1	08/29/2025 02:44	WG2589508

Wet Chemistry by Method 7199

Analyte	Result mg/kg	Qualifier	RDL mg/kg	Dilution	Analysis date / time	Batch
Hexavalent Chromium	ND		0.200	1	09/16/2025 20:35	WG2595178

Wet Chemistry by Method 9045D (S-1.10)

Analyte	Result su	Qualifier	Dilution	Analysis date / time	Batch
pH	7.51		1	09/09/2025 13:37	WG2591222

Sample Narrative:

L1890965-09 WG2591222: 7.51 at 21.1C

Wet Chemistry by Method 9050AMod (S-1.20)

Analyte	Result	Units	Qualifier	RDL	Dilution	Analysis date / time	Batch
Specific Conductance	259	umhos/cm		10.0	1	09/09/2025 22:10	WG2591225

Sample Narrative:

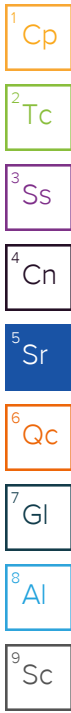
L1890965-09 WG2591225: at 25C

Metals (ICP) by Method 6010D (S-7.10)

Analyte	Result mg/l	Qualifier	RDL mg/l	Dilution	Analysis date / time	Batch
Hot Water Sol. Boron	ND		0.100	1	09/03/2025 17:08	WG2589514

Metals (ICPMS) by Method 6020B

Analyte	Result mg/kg	Qualifier	RDL mg/kg	Dilution	Analysis date / time	Batch
Arsenic	1.65		0.100	5	09/11/2025 21:39	WG2588603
Barium	33.0		10.0	5	09/11/2025 21:39	WG2588603
Cadmium	ND		0.100	5	09/11/2025 21:39	WG2588603
Copper	ND		10.0	5	09/11/2025 21:39	WG2588603
Lead	ND		10.0	5	09/11/2025 21:39	WG2588603
Nickel	ND		10.0	5	09/11/2025 21:39	WG2588603
Selenium	0.271		0.100	5	09/11/2025 21:39	WG2588603
Silver	ND		0.500	5	09/11/2025 21:39	WG2588603
Zinc	ND		50.0	5	09/11/2025 21:39	WG2588603



Calculated Results

Analyte	Result	Qualifier	Dilution	Analysis date / time	Batch
Sodium Adsorption Ratio	1.14		1	08/29/2025 02:47	WG2589508

Wet Chemistry by Method 7199

Analyte	Result mg/kg	Qualifier	RDL mg/kg	Dilution	Analysis date / time	Batch
Hexavalent Chromium	0.243		0.200	1	09/16/2025 20:44	WG2595178

Wet Chemistry by Method 9045D (S-1.10)

Analyte	Result su	Qualifier	Dilution	Analysis date / time	Batch
pH	7.48		1	09/09/2025 13:37	WG2591222

Sample Narrative:

L1890965-10 WG2591222: 7.48 at 20.6C

Wet Chemistry by Method 9050AMod (S-1.20)

Analyte	Result	Units	Qualifier	RDL	Dilution	Analysis date / time	Batch
Specific Conductance	224	umhos/cm		10.0	1	09/09/2025 22:10	WG2591225

Sample Narrative:

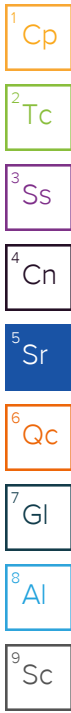
L1890965-10 WG2591225: at 25C

Metals (ICP) by Method 6010D (S-7.10)

Analyte	Result mg/l	Qualifier	RDL mg/l	Dilution	Analysis date / time	Batch
Hot Water Sol. Boron	ND		0.100	1	09/03/2025 17:11	WG2589514

Metals (ICPMS) by Method 6020B

Analyte	Result mg/kg	Qualifier	RDL mg/kg	Dilution	Analysis date / time	Batch
Arsenic	2.50		0.100	5	09/11/2025 21:42	WG2588603
Barium	93.1		10.0	5	09/11/2025 21:42	WG2588603
Cadmium	ND		0.100	5	09/11/2025 21:42	WG2588603
Copper	ND		10.0	5	09/11/2025 21:42	WG2588603
Lead	ND		10.0	5	09/11/2025 21:42	WG2588603
Nickel	ND		10.0	5	09/11/2025 21:42	WG2588603
Selenium	0.333		0.100	5	09/11/2025 21:42	WG2588603
Silver	ND		0.500	5	09/11/2025 21:42	WG2588603
Zinc	ND		50.0	5	09/11/2025 21:42	WG2588603



Calculated Results

Analyte	Result	Qualifier	Dilution	Analysis date / time	Batch
Sodium Adsorption Ratio	1.43		1	08/29/2025 02:50	WG2589508

Wet Chemistry by Method 7199

Analyte	Result mg/kg	Qualifier	RDL mg/kg	Dilution	Analysis date / time	Batch
Hexavalent Chromium	ND		0.200	1	09/16/2025 20:53	WG2595178

Wet Chemistry by Method 9045D (S-1.10)

Analyte	Result su	Qualifier	Dilution	Analysis date / time	Batch
pH	7.40		1	09/09/2025 13:37	WG2591222

Sample Narrative:

L1890965-11 WG2591222: 7.4 at 20.6C

Wet Chemistry by Method 9050AMod (S-1.20)

Analyte	Result	Units	Qualifier	RDL	Dilution	Analysis date / time	Batch
Specific Conductance	581	umhos/cm		10.0	1	09/09/2025 22:10	WG2591225

Sample Narrative:

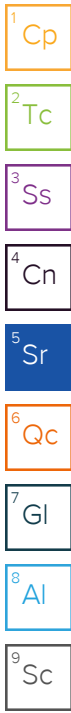
L1890965-11 WG2591225: at 25C

Metals (ICP) by Method 6010D (S-7.10)

Analyte	Result mg/l	Qualifier	RDL mg/l	Dilution	Analysis date / time	Batch
Hot Water Sol. Boron	ND		0.100	1	09/03/2025 17:14	WG2589514

Metals (ICPMS) by Method 6020B

Analyte	Result mg/kg	Qualifier	RDL mg/kg	Dilution	Analysis date / time	Batch
Arsenic	1.57		0.100	5	09/11/2025 21:45	WG2588603
Barium	37.6		10.0	5	09/11/2025 21:45	WG2588603
Cadmium	ND		0.100	5	09/11/2025 21:45	WG2588603
Copper	ND		10.0	5	09/11/2025 21:45	WG2588603
Lead	ND		10.0	5	09/11/2025 21:45	WG2588603
Nickel	ND		10.0	5	09/11/2025 21:45	WG2588603
Selenium	0.212		0.100	5	09/11/2025 21:45	WG2588603
Silver	ND		0.500	5	09/11/2025 21:45	WG2588603
Zinc	ND		50.0	5	09/11/2025 21:45	WG2588603



Method Blank (MB)

(MB) R4274472-1 09/16/25 17:54

Analyte	MB Result	MB Qualifier	MB MDL	MB RDL
Hexavalent Chromium	ND		0.200	0.200

1 Cp

2 Tc

3 Ss

4 Cn

5 Sr

6 Qc

7 Gl

8 Al

9 Sc

L1890965-02 Original Sample (OS) • Duplicate (DUP)

(OS) L1890965-02 09/16/25 18:30 • (DUP) R4274472-3 09/16/25 18:39

Analyte	Original Result	DUP Result	Dilution	DUP RPD	DUP Qualifier	DUP RPD Limits
Hexavalent Chromium	ND	ND	1	0.000		20

L1890965-11 Original Sample (OS) • Duplicate (DUP)

(OS) L1890965-11 09/16/25 20:53 • (DUP) R4274472-8 09/16/25 21:02

Analyte	Original Result	DUP Result	Dilution	DUP RPD	DUP Qualifier	DUP RPD Limits
Hexavalent Chromium	ND	ND	1	0.000		20

Laboratory Control Sample (LCS)

(LCS) R4274472-2 09/16/25 18:03

Analyte	Spike Amount	LCS Result	LCS Rec.	Rec. Limits	LCS Qualifier
Hexavalent Chromium	10.0	9.79	97.9	80.0-120	

L1890965-06 Original Sample (OS) • Matrix Spike (MS) • Matrix Spike Duplicate (MSD)

(OS) L1890965-06 09/16/25 19:15 • (MS) R4274472-4 09/16/25 19:41 • (MSD) R4274472-5 09/16/25 19:50

Analyte	Spike Amount	Original Result	MS Result	MSD Result	MS Rec.	MSD Rec.	Dilution	Rec. Limits	MS Qualifier	MSD Qualifier	RPD	RPD Limits
Hexavalent Chromium	20.0	ND	18.8	19.3	93.8	96.3	1	75.0-125			2.67	20

L1890965-06 Original Sample (OS) • Matrix Spike (MS)

(OS) L1890965-06 09/16/25 19:15 • (MS) R4274472-6 09/16/25 19:59

Analyte	Spike Amount	Original Result	MS Result	MS Rec.	Dilution	Rec. Limits	MS Qualifier
Hexavalent Chromium	654	ND	623	95.2	50	75.0-125	

L1890965-02 Original Sample (OS) • Duplicate (DUP)

(OS) L1890965-02 09/08/25 10:01 • (DUP) R4270023-2 09/08/25 10:01

Analyte	Original Result	DUP Result	Dilution	DUP RPD	DUP Qualifier	DUP RPD Limits
	su	su		%		%
pH	7.50	7.51	1	0.133		1

Sample Narrative:

OS: 7.5 at 19.7C
DUP: 7.51 at 19.9C

L1890986-13 Original Sample (OS) • Duplicate (DUP)

(OS) L1890986-13 09/08/25 10:01 • (DUP) R4270023-3 09/08/25 10:01

Analyte	Original Result	DUP Result	Dilution	DUP RPD	DUP Qualifier	DUP RPD Limits
	su	su		%		%
pH	8.02	8.04	1	0.249		1

Sample Narrative:

OS: 8.02 at 19.6C
DUP: 8.04 at 20C

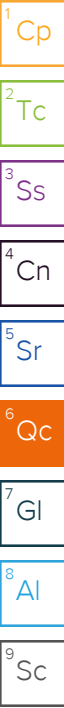
Laboratory Control Sample (LCS)

(LCS) R4270023-1 09/08/25 10:01

Analyte	Spike Amount	LCS Result	LCS Rec.	Rec. Limits	LCS Qualifier
	su	su	%	%	
pH	10.0	10.0	100	99.0-101	

Sample Narrative:

LCS: 10.01 at 19.3C



L1890965-09 Original Sample (OS) • Duplicate (DUP)

(OS) L1890965-09 09/09/25 13:37 • (DUP) R4270867-2 09/09/25 13:37

Analyte	Original Result	DUP Result	Dilution	DUP RPD	DUP Qualifier	DUP RPD Limits
	su	su		%		%
pH	7.51	7.51	1	0.000		1

Sample Narrative:

OS: 7.51 at 21.1C
DUP: 7.51 at 20.9C

L1891456-02 Original Sample (OS) • Duplicate (DUP)

(OS) L1891456-02 09/09/25 13:37 • (DUP) R4270867-3 09/09/25 13:37

Analyte	Original Result	DUP Result	Dilution	DUP RPD	DUP Qualifier	DUP RPD Limits
	su	su		%		%
pH	8.16	8.11	1	0.615		1

Sample Narrative:

OS: 8.16 at 21.4C
DUP: 8.11 at 20.9C

Laboratory Control Sample (LCS)

(LCS) R4270867-1 09/09/25 13:37

Analyte	Spike Amount	LCS Result	LCS Rec.	Rec. Limits	LCS Qualifier
	su	su	%	%	
pH	10.0	9.97	99.7	99.0-101	

Sample Narrative:

LCS: 9.97 at 21.8C



L1890965-01 Original Sample (OS) • Duplicate (DUP)

(OS) L1890965-01 09/11/25 08:32 • (DUP) R4272020-2 09/11/25 08:32

Analyte	Original Result	DUP Result	Dilution	DUP RPD	DUP Qualifier	DUP RPD Limits
pH	7.68	7.69	1	0.130		1

Sample Narrative:

OS: 7.68 at 20.7C
DUP: 7.69 at 20.6C

Laboratory Control Sample (LCS)

(LCS) R4272020-1 09/11/25 08:32

Analyte	Spike Amount	LCS Result	LCS Rec.	Rec. Limits	LCS Qualifier
pH	10.0	10.0	100	99.0-101	

Sample Narrative:

LCS: 10.01 at 20.5C

¹Cp

²Tc

³Ss

⁴Cn

⁵Sr

⁶Qc

⁷Gl

⁸Al

⁹Sc

Method Blank (MB)

(MB) R4270957-1 09/09/25 18:45

Analyte	MB Result	MB Qualifier	MB MDL	MB RDL
Specific Conductance	umhos/cm		umhos/cm	umhos/cm
Specific Conductance	ND		10.0	10.0

Sample Narrative:

BLANK: at 25C

L1890965-03 Original Sample (OS) • Duplicate (DUP)

(OS) L1890965-03 09/09/25 18:45 • (DUP) R4270957-3 09/09/25 18:45

Analyte	Original Result	DUP Result	Dilution	DUP RPD	DUP Qualifier	DUP RPD Limits
Specific Conductance	umhos/cm	umhos/cm	%	%		%
Specific Conductance	1490	1490	1	0.0670		20

Sample Narrative:

OS: at 25C

DUP: at 25C

L1890986-12 Original Sample (OS) • Duplicate (DUP)

(OS) L1890986-12 09/09/25 18:45 • (DUP) R4270957-4 09/09/25 18:45

Analyte	Original Result	DUP Result	Dilution	DUP RPD	DUP Qualifier	DUP RPD Limits
Specific Conductance	umhos/cm	umhos/cm	%	%		%
Specific Conductance	647	642	1	0.776		20

Sample Narrative:

OS: at 25C

DUP: at 25C

Laboratory Control Sample (LCS)

(LCS) R4270957-2 09/09/25 18:45

Analyte	Spike Amount	LCS Result	LCS Rec.	Rec. Limits	LCS Qualifier
Specific Conductance	umhos/cm	umhos/cm	%	%	
Specific Conductance	581	555	95.5	90.0-110	

Sample Narrative:

LCS: at 25C



Method Blank (MB)

(MB) R4271054-1 09/09/25 22:10

Analyte	MB Result	MB Qualifier	MB MDL	MB RDL
Specific Conductance	umhos/cm		umhos/cm	umhos/cm
	ND		10.0	10.0

Sample Narrative:

BLANK: at 25C

L1890965-10 Original Sample (OS) • Duplicate (DUP)

(OS) L1890965-10 09/09/25 22:10 • (DUP) R4271054-3 09/09/25 22:10

Analyte	Original Result	DUP Result	Dilution	DUP RPD	DUP Qualifier	DUP RPD Limits
Specific Conductance	umhos/cm	umhos/cm		%		%
	224	224	1	0.0892		20

Sample Narrative:

OS: at 25C

DUP: at 25C

L1891456-01 Original Sample (OS) • Duplicate (DUP)

(OS) L1891456-01 09/09/25 22:10 • (DUP) R4271054-4 09/09/25 22:10

Analyte	Original Result	DUP Result	Dilution	DUP RPD	DUP Qualifier	DUP RPD Limits
Specific Conductance	umhos/cm	umhos/cm		%		%
	532	530	1	0.377		20

Sample Narrative:

OS: at 25C

DUP: at 25C

Laboratory Control Sample (LCS)

(LCS) R4271054-2 09/09/25 22:10

Analyte	Spike Amount	LCS Result	LCS Rec.	Rec. Limits	LCS Qualifier
Specific Conductance	umhos/cm	umhos/cm	%	%	
	581	579	99.7	90.0-110	

Sample Narrative:

LCS: at 25C

1 Cp

2 Tc

3 Ss

4 Cn

5 Sr

6 Qc

7 Gl

8 Al

9 Sc

Method Blank (MB)

(MB) R4268687-1 09/03/25 15:30

Analyte	MB Result mg/l	MB Qualifier	MB MDL mg/l	MB RDL mg/l
Hot Water Sol. Boron	ND		0.0199	0.100

Laboratory Control Sample (LCS) • Laboratory Control Sample Duplicate (LCSD)

(LCS) R4268687-2 09/03/25 15:32 • (LCSD) R4268687-3 09/03/25 15:35

Analyte	Spike Amount mg/l	LCS Result mg/l	LCSD Result mg/l	LCS Rec. %	LCSD Rec. %	Rec. Limits %	LCS Qualifier	LCSD Qualifier	RPD %	RPD Limits %
Hot Water Sol. Boron	1.00	0.929	0.923	92.9	92.3	80.0-120			0.653	20

¹Cp

²Tc

³Ss

⁴Cn

⁵Sr

⁶Qc

⁷Gl

⁸Al

⁹Sc

Method Blank (MB)

(MB) R4268688-1 09/03/25 16:59

Analyte	MB Result mg/l	MB Qualifier	MB MDL mg/l	MB RDL mg/l
Hot Water Sol. Boron	ND		0.0199	0.100

Laboratory Control Sample (LCS) • Laboratory Control Sample Duplicate (LCSD)

(LCS) R4268688-2 09/03/25 17:02 • (LCSD) R4268688-3 09/03/25 17:05

Analyte	Spike Amount mg/l	LCS Result mg/l	LCSD Result mg/l	LCS Rec. %	LCSD Rec. %	Rec. Limits %	LCS Qualifier	LCSD Qualifier	RPD %	RPD Limits %
Hot Water Sol. Boron	1.00	0.927	0.952	92.7	95.2	80.0-120			2.62	20

- ¹Cp
- ²Tc
- ³Ss
- ⁴Cn
- ⁵Sr
- ⁶Qc
- ⁷Gl
- ⁸Al
- ⁹Sc

Method Blank (MB)

(MB) R4272248-1 09/11/25 20:49

Analyte	MB Result mg/kg	MB Qualifier	MB MDL mg/kg	MB RDL mg/kg
Arsenic	ND		0.100	0.100
Barium	ND		10.0	10.0
Cadmium	ND		0.100	0.100
Copper	ND		10.0	10.0
Lead	ND		10.0	10.0
Nickel	ND		10.0	10.0
Selenium	ND		0.100	0.100
Silver	ND		0.500	0.500
Zinc	ND		50.0	50.0

¹Cp

²Tc

³Ss

⁴Cn

⁵Sr

⁶Qc

Laboratory Control Sample (LCS)

(LCS) R4272248-2 09/11/25 20:53

Analyte	Spike Amount mg/kg	LCS Result mg/kg	LCS Rec. %	Rec. Limits %	LCS Qualifier
Arsenic	100	102	102	80.0-120	
Barium	100	98.2	98.2	80.0-120	
Cadmium	100	104	104	80.0-120	
Copper	100	105	105	80.0-120	
Lead	100	102	102	80.0-120	
Nickel	100	105	105	80.0-120	
Selenium	100	101	101	80.0-120	
Silver	20.0	20.5	103	80.0-120	
Zinc	100	101	101	80.0-120	

⁷Gl

⁸Al

⁹Sc

L1890965-06 Original Sample (OS) • Matrix Spike (MS) • Matrix Spike Duplicate (MSD)

(OS) L1890965-06 09/11/25 20:56 • (MS) R4272248-5 09/11/25 21:05 • (MSD) R4272248-6 09/11/25 21:08

Analyte	Spike Amount mg/kg	Original Result mg/kg	MS Result mg/kg	MSD Result mg/kg	MS Rec. %	MSD Rec. %	Dilution	Rec. Limits %	MS Qualifier	MSD Qualifier	RPD %	RPD Limits %
Arsenic	100	1.76	91.5	102	89.7	100	5	75.0-125			10.6	20
Barium	100	48.7	143	152	94.3	103	5	75.0-125			6.17	20
Cadmium	100	ND	88.5	99.1	88.5	99.1	5	75.0-125			11.3	20
Copper	100	ND	98.1	111	98.1	111	5	75.0-125			12.5	20
Lead	100	ND	89.6	99.0	89.6	99.0	5	75.0-125			9.94	20
Nickel	100	ND	97.6	106	97.6	106	5	75.0-125			8.49	20
Selenium	100	0.270	89.6	97.8	89.3	97.5	5	75.0-125			8.72	20
Silver	20.0	ND	17.9	19.9	89.6	99.6	5	75.0-125			10.5	20
Zinc	100	ND	118	124	118	124	5	75.0-125			4.70	20

GLOSSARY OF TERMS

Guide to Reading and Understanding Your Laboratory Report

The information below is designed to better explain the various terms used in your report of analytical results from the Laboratory. This is not intended as a comprehensive explanation, and if you have additional questions please contact your project representative.

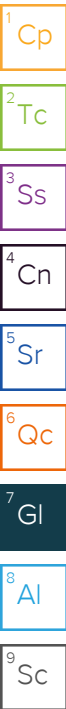
Results Disclaimer - Information that may be provided by the customer, and contained within this report, include Permit Limits, Project Name, Sample ID, Sample Matrix, Sample Preservation, Field Blanks, Field Spikes, Field Duplicates, On-Site Data, Sampling Collection Dates/Times, and Sampling Location. Results relate to the accuracy of this information provided, and as the samples are received.

Abbreviations and Definitions

MDL	Method Detection Limit.
ND	Not detected at the Reporting Limit (or MDL where applicable).
RDL	Reported Detection Limit.
Rec.	Recovery.
RPD	Relative Percent Difference.
SDG	Sample Delivery Group.
Analyte	The name of the particular compound or analysis performed. Some Analyses and Methods will have multiple analytes reported.
Dilution	If the sample matrix contains an interfering material, the sample preparation volume or weight values differ from the standard, or if concentrations of analytes in the sample are higher than the highest limit of concentration that the laboratory can accurately report, the sample may be diluted for analysis. If a value different than 1 is used in this field, the result reported has already been corrected for this factor.
Limits	These are the target % recovery ranges or % difference value that the laboratory has historically determined as normal for the method and analyte being reported. Successful QC Sample analysis will target all analytes recovered or duplicated within these ranges.
Original Sample	The non-spiked sample in the prep batch used to determine the Relative Percent Difference (RPD) from a quality control sample. The Original Sample may not be included within the reported SDG.
Qualifier	This column provides a letter and/or number designation that corresponds to additional information concerning the result reported. If a Qualifier is present, a definition per Qualifier is provided within the Glossary and Definitions page and potentially a discussion of possible implications of the Qualifier in the Case Narrative if applicable.
Result	The actual analytical final result (corrected for any sample specific characteristics) reported for your sample. If there was no measurable result returned for a specific analyte, the result in this column may state "ND" (Not Detected) or "BDL" (Below Detectable Levels). The information in the results column should always be accompanied by either an MDL (Method Detection Limit) or RDL (Reporting Detection Limit) that defines the lowest value that the laboratory could detect or report for this analyte.
Uncertainty (Radiochemistry)	Confidence level of 2 sigma.
U (Radiochemistry)	Result + Error < MDA.
J (Radiochemistry)	Result < MDA; Result + Error > MDA.
Case Narrative (Cn)	A brief discussion about the included sample results, including a discussion of any non-conformances to protocol observed either at sample receipt by the laboratory from the field or during the analytical process. If present, there will be a section in the Case Narrative to discuss the meaning of any data qualifiers used in the report.
Quality Control Summary (Qc)	This section of the report includes the results of the laboratory quality control analyses required by procedure or analytical methods to assist in evaluating the validity of the results reported for your samples. These analyses are not being performed on your samples typically, but on laboratory generated material.
Sample Chain of Custody (Sc)	This is the document created in the field when your samples were initially collected. This is used to verify the time and date of collection, the person collecting the samples, and the analyses that the laboratory is requested to perform. This chain of custody also documents all persons (excluding commercial shippers) that have had control or possession of the samples from the time of collection until delivery to the laboratory for analysis.
Sample Results (Sr)	This section of your report will provide the results of all testing performed on your samples. These results are provided by sample ID and are separated by the analyses performed on each sample. The header line of each analysis section for each sample will provide the name and method number for the analysis reported.
Sample Summary (Ss)	This section of the Analytical Report defines the specific analyses performed for each sample ID, including the dates and times of preparation and/or analysis.

Qualifier Description

The remainder of this page intentionally left blank, there are no qualifiers applied to this SDG.



ACCREDITATIONS & LOCATIONS

Pace Analytical National 12065 Lebanon Rd Mount Juliet, TN 37122

Alabama	40660	Nebraska	NE-OS-15-05
Alaska	17-026	Nevada	TN000032021-1
Arizona	AZ0612	New Hampshire	2975
Arkansas	88-0469	New Jersey–NELAP	TN002
California	2932	New Mexico ¹	TN00003
Colorado	TN00003	New York	11742
Connecticut	PH-0197	North Carolina	Env375
Florida	E87487	North Carolina ¹	DW21704
Georgia	NELAP	North Carolina ³	41
Georgia ¹	923	North Dakota	R-140
Idaho	TN00003	Ohio–VAP	CL0069
Illinois	200008	Oklahoma	9915
Indiana	C-TN-01	Oregon	TN200002
Iowa	364	Pennsylvania	68-02979
Kansas	E-10277	Rhode Island	LA000356
Kentucky ^{1,6}	KY90010	South Carolina	84004002
Kentucky ²	16	South Dakota	n/a
Louisiana	AI30792	Tennessee ^{1,4}	2006
Louisiana	LA018	Texas	T104704245-20-18
Maine	TN00003	Texas ⁵	LAB0152
Maryland	324	Utah	TN000032021-11
Massachusetts	M-TN003	Vermont	VT2006
Michigan	9958	Virginia	110033
Minnesota	047-999-395	Washington	C847
Mississippi	TN00003	West Virginia	233
Missouri	340	Wisconsin	998093910
Montana	CERT0086	Wyoming	A2LA
A2LA – ISO 17025	1461.01	AIHA-LAP,LLC EMLAP	100789
A2LA – ISO 17025 ⁵	1461.02	DOD	1461.01
Canada	1461.01	USDA	P330-15-00234
EPA–Crypto	TN00003		

¹ Drinking Water ² Underground Storage Tanks ³ Aquatic Toxicity ⁴ Chemical/Microbiological ⁵ Mold ⁶ Wastewater n/a Accreditation not applicable

* Not all certifications held by the laboratory are applicable to the results reported in the attached report.

* Accreditation is only applicable to the test methods specified on each scope of accreditation held by Pace Analytical.

¹ Cp

² Tc

³ Ss

⁴ Cn

⁵ Sr

⁶ Qc

⁷ Gl

⁸ Al

⁹ Sc

Multiple Parcel Form

L# L1896965

Parcel Tracking Number	Infrared Thermometer ID	Temperature Reading (°C)	Correction Factor (°C)	Corrected Temperature (°C)	Custody Seal Intact
5W	TUA7	2.2	-0.1	=2.1	Yes / No / Not Present
		4.8		=4.7	Yes / No / Not Present
		3.5		=3.4	Yes / No / Not Present
		1.8		=1.7	Yes / No / Not Present
		3.1		=3.0	Yes / No / Not Present
5V	TUA9	2.4	-0.1	=2.3	Yes / No / Not Present
					Yes / No / Not Present
					Yes / No / Not Present
					Yes / No / Not Present
					Yes / No / Not Present
					Yes / No / Not Present
					Yes / No / Not Present
					Yes / No / Not Present
					Yes / No / Not Present
					Yes / No / Not Present
					Yes / No / Not Present
					Yes / No / Not Present
					Yes / No / Not Present

an b
Name

8/21/25
Date