

Civitas - CO

Sample Delivery Group: L1929190
Samples Received: 12/18/2025
Project Number: 22237
Description: Sprague 6-4-9, 32-9

Report To: Civitas-Tasman
4725 Independence
Suite 100
Wheat Ridge, CO 80033

Entire Report Reviewed By:



Mandi Edwards
Project Manager

Results relate only to the items tested or calibrated and are reported as rounded values. This test report shall not be reproduced, except in full, without written approval of the laboratory. Where applicable, sampling conducted by Pace Analytical National is performed per guidance provided in laboratory standard operating procedures ENV-SOP-MTJL-0067 and ENV-SOP-MTJL-0068. Where sampling conducted by the customer, results relate to the accuracy of the information provided, and as the samples are received.

Pace Analytical National

12065 Lebanon Rd Mount Juliet, TN 37122 615-758-5858 800-767-5859 mydata.pacelabs.com

TABLE OF CONTENTS

Cp: Cover Page	1
Tc: Table of Contents	2
Ss: Sample Summary	3
Cn: Case Narrative	9
Sr: Sample Results	10
BG06@4' L1929190-01	10
BG06@5' L1929190-02	11
BG06@6' L1929190-03	12
BG06@7' L1929190-04	13
BG07@4' L1929190-05	14
BG07@5' L1929190-06	15
BG07@6' L1929190-07	16
BG07@7' L1929190-08	17
BG08@4' L1929190-09	18
BG08@5' L1929190-10	19
BG08@6' L1929190-11	20
BG08@7' L1929190-12	21
BG09@4' L1929190-13	22
BG09@5' L1929190-14	23
BG09@6' L1929190-15	24
BG09@7' L1929190-16	25
BG10@4' L1929190-17	26
BG10@5' L1929190-18	27
BG10@6' L1929190-19	28
BG10@7' L1929190-20	29
BG11@4' L1929190-21	30
BG11@5' L1929190-22	31
BG11@6' L1929190-23	32
BG11@7' L1929190-24	33
Qc: Quality Control Summary	34
Total Solids by Method 2540 G-2011	34
Wet Chemistry by Method 7199	38
Wet Chemistry by Method 9045D (S-1.10)	48
Wet Chemistry by Method 9050AMod (S-1.20)	50
Metals (ICP) by Method 6010D (S-7.10)	52
Metals (ICPMS) by Method 6020B	54
Gl: Glossary of Terms	60
Al: Accreditations & Locations	61
Sc: Sample Chain of Custody	62



SAMPLE SUMMARY

BG06@4' L1929190-01

Collected by
SC/RS Collected date/time
12/17/25 09:30 Received date/time
12/18/25 11:00

Method	Batch	Dilution	Preparation date/time	Analysis date/time	Analyst	Location
Calculated Results	WG2662982	1	12/23/25 12:16	12/23/25 12:16	MAP	Mt. Juliet, TN
Total Solids by Method 2540 G-2011	WG2662189	1	12/23/25 08:53	12/23/25 09:02	CMB	Mt. Juliet, TN
Wet Chemistry by Method 7199	WG2663952	1	12/23/25 06:46	12/28/25 09:46	EKB	Mt. Juliet, TN
Wet Chemistry by Method 9045D (S-1.10)	WG2664190	1	12/23/25 12:00	12/23/25 14:46	SGG	Mt. Juliet, TN
Wet Chemistry by Method 9050AMod (S-1.20)	WG2664207	1	12/23/25 18:50	12/23/25 19:00	KRB	Mt. Juliet, TN
Metals (ICP) by Method 6010D (S-7.10)	WG2662986	1	12/22/25 11:43	12/22/25 17:30	UNP	Mt. Juliet, TN
Metals (ICPMS) by Method 6020B	WG2662275	1.11	12/20/25 17:41	12/27/25 20:48	JDB	Mt. Juliet, TN



BG06@5' L1929190-02

Collected by
SC/RS Collected date/time
12/17/25 09:35 Received date/time
12/18/25 11:00

Method	Batch	Dilution	Preparation date/time	Analysis date/time	Analyst	Location
Calculated Results	WG2662982	1	12/23/25 12:19	12/23/25 12:19	MAP	Mt. Juliet, TN
Total Solids by Method 2540 G-2011	WG2662189	1	12/23/25 08:53	12/23/25 09:02	CMB	Mt. Juliet, TN
Wet Chemistry by Method 7199	WG2663372	1	12/22/25 00:47	12/27/25 15:25	EKB	Mt. Juliet, TN
Wet Chemistry by Method 9045D (S-1.10)	WG2664190	1	12/23/25 12:00	12/23/25 14:46	SGG	Mt. Juliet, TN
Wet Chemistry by Method 9050AMod (S-1.20)	WG2664207	1	12/23/25 18:50	12/23/25 19:00	KRB	Mt. Juliet, TN
Metals (ICP) by Method 6010D (S-7.10)	WG2662986	1	12/22/25 11:43	12/22/25 17:33	UNP	Mt. Juliet, TN
Metals (ICPMS) by Method 6020B	WG2662275	1	12/20/25 17:41	12/27/25 20:51	JDB	Mt. Juliet, TN



BG06@6' L1929190-03

Collected by
SC/RS Collected date/time
12/17/25 09:40 Received date/time
12/18/25 11:00

Method	Batch	Dilution	Preparation date/time	Analysis date/time	Analyst	Location
Calculated Results	WG2662982	1	12/23/25 12:21	12/23/25 12:21	MAP	Mt. Juliet, TN
Total Solids by Method 2540 G-2011	WG2662189	1	12/23/25 08:53	12/23/25 09:02	CMB	Mt. Juliet, TN
Wet Chemistry by Method 7199	WG2663372	1	12/22/25 00:47	12/27/25 15:36	EKB	Mt. Juliet, TN
Wet Chemistry by Method 9045D (S-1.10)	WG2664190	1	12/23/25 12:00	12/23/25 14:46	SGG	Mt. Juliet, TN
Wet Chemistry by Method 9050AMod (S-1.20)	WG2664207	1	12/23/25 18:50	12/23/25 19:00	KRB	Mt. Juliet, TN
Metals (ICP) by Method 6010D (S-7.10)	WG2662986	1	12/22/25 11:43	12/22/25 17:36	UNP	Mt. Juliet, TN
Metals (ICPMS) by Method 6020B	WG2662275	1	12/20/25 17:41	12/27/25 20:55	JDB	Mt. Juliet, TN

BG06@7' L1929190-04

Collected by
SC/RS Collected date/time
12/17/25 09:45 Received date/time
12/18/25 11:00

Method	Batch	Dilution	Preparation date/time	Analysis date/time	Analyst	Location
Calculated Results	WG2662982	1	12/23/25 12:24	12/23/25 12:24	MAP	Mt. Juliet, TN
Total Solids by Method 2540 G-2011	WG2662189	1	12/23/25 08:53	12/23/25 09:02	CMB	Mt. Juliet, TN
Wet Chemistry by Method 7199	WG2663372	1	12/22/25 00:47	12/27/25 15:48	EKB	Mt. Juliet, TN
Wet Chemistry by Method 9045D (S-1.10)	WG2664190	1	12/23/25 12:00	12/23/25 14:46	SGG	Mt. Juliet, TN
Wet Chemistry by Method 9050AMod (S-1.20)	WG2664207	1	12/23/25 18:50	12/23/25 19:00	KRB	Mt. Juliet, TN
Metals (ICP) by Method 6010D (S-7.10)	WG2662986	1	12/22/25 11:43	12/22/25 17:39	UNP	Mt. Juliet, TN
Metals (ICPMS) by Method 6020B	WG2662275	1.06	12/20/25 17:41	12/27/25 20:58	JDB	Mt. Juliet, TN

BG07@4' L1929190-05

Collected by
SC/RS Collected date/time
12/17/25 09:50 Received date/time
12/18/25 11:00

Method	Batch	Dilution	Preparation date/time	Analysis date/time	Analyst	Location
Calculated Results	WG2662982	1	12/23/25 12:27	12/23/25 12:27	MAP	Mt. Juliet, TN
Total Solids by Method 2540 G-2011	WG2662189	1	12/23/25 08:53	12/23/25 09:02	CMB	Mt. Juliet, TN
Wet Chemistry by Method 7199	WG2663373	1	12/22/25 00:56	12/23/25 17:41	DLH	Mt. Juliet, TN
Wet Chemistry by Method 9045D (S-1.10)	WG2664190	1	12/23/25 12:00	12/23/25 14:46	SGG	Mt. Juliet, TN

SAMPLE SUMMARY

BG07@4' L1929190-05

Collected by
SC/RS Collected date/time
12/17/25 09:50 Received date/time
12/18/25 11:00

Method	Batch	Dilution	Preparation date/time	Analysis date/time	Analyst	Location
Wet Chemistry by Method 9050AMod (S-1.20)	WG2664207	1	12/23/25 18:50	12/23/25 19:00	KRB	Mt. Juliet, TN
Metals (ICP) by Method 6010D (S-7.10)	WG2662986	1	12/22/25 11:43	12/22/25 17:42	UNP	Mt. Juliet, TN
Metals (ICPMS) by Method 6020B	WG2662275	1.04	12/20/25 17:41	12/27/25 18:47	TMT	Mt. Juliet, TN

1
Cp

2
Tc

3
Ss

4
Cn

5
Sr

6
Qc

7
Gl

8
Al

9
Sc

BG07@5' L1929190-06

Collected by
SC/RS Collected date/time
12/17/25 09:55 Received date/time
12/18/25 11:00

Method	Batch	Dilution	Preparation date/time	Analysis date/time	Analyst	Location
Calculated Results	WG2662982	1	12/23/25 12:29	12/23/25 12:29	MAP	Mt. Juliet, TN
Total Solids by Method 2540 G-2011	WG2662189	1	12/23/25 08:53	12/23/25 09:02	CMB	Mt. Juliet, TN
Wet Chemistry by Method 7199	WG2663373	1	12/22/25 00:56	12/23/25 18:26	DLH	Mt. Juliet, TN
Wet Chemistry by Method 9045D (S-1.10)	WG2664190	1	12/23/25 12:00	12/23/25 14:46	SGG	Mt. Juliet, TN
Wet Chemistry by Method 9050AMod (S-1.20)	WG2664207	1	12/23/25 18:50	12/23/25 19:00	KRB	Mt. Juliet, TN
Metals (ICP) by Method 6010D (S-7.10)	WG2662986	1	12/22/25 11:43	12/22/25 17:45	UNP	Mt. Juliet, TN
Metals (ICPMS) by Method 6020B	WG2662275	1.09	12/20/25 17:41	12/27/25 21:01	JDB	Mt. Juliet, TN

BG07@6' L1929190-07

Collected by
SC/RS Collected date/time
12/17/25 10:00 Received date/time
12/18/25 11:00

Method	Batch	Dilution	Preparation date/time	Analysis date/time	Analyst	Location
Calculated Results	WG2662982	1	12/23/25 12:32	12/23/25 12:32	MAP	Mt. Juliet, TN
Total Solids by Method 2540 G-2011	WG2662189	1	12/23/25 08:53	12/23/25 09:02	CMB	Mt. Juliet, TN
Wet Chemistry by Method 7199	WG2663373	1	12/22/25 00:56	12/23/25 18:37	DLH	Mt. Juliet, TN
Wet Chemistry by Method 9045D (S-1.10)	WG2664190	1	12/23/25 12:00	12/23/25 14:46	SGG	Mt. Juliet, TN
Wet Chemistry by Method 9050AMod (S-1.20)	WG2664207	1	12/23/25 18:50	12/23/25 19:00	KRB	Mt. Juliet, TN
Metals (ICP) by Method 6010D (S-7.10)	WG2662986	1	12/22/25 11:43	12/22/25 17:48	UNP	Mt. Juliet, TN
Metals (ICPMS) by Method 6020B	WG2662275	1.02	12/20/25 17:41	12/27/25 21:04	JDB	Mt. Juliet, TN

BG07@7' L1929190-08

Collected by
SC/RS Collected date/time
12/17/25 10:05 Received date/time
12/18/25 11:00

Method	Batch	Dilution	Preparation date/time	Analysis date/time	Analyst	Location
Calculated Results	WG2662982	1	12/23/25 12:34	12/23/25 12:34	MAP	Mt. Juliet, TN
Total Solids by Method 2540 G-2011	WG2662189	1	12/23/25 08:53	12/23/25 09:02	CMB	Mt. Juliet, TN
Wet Chemistry by Method 7199	WG2663373	1	12/22/25 00:56	12/23/25 18:48	DLH	Mt. Juliet, TN
Wet Chemistry by Method 9045D (S-1.10)	WG2664190	1	12/23/25 12:00	12/23/25 14:46	SGG	Mt. Juliet, TN
Wet Chemistry by Method 9050AMod (S-1.20)	WG2664207	1	12/23/25 18:50	12/23/25 19:00	KRB	Mt. Juliet, TN
Metals (ICP) by Method 6010D (S-7.10)	WG2662986	1	12/22/25 11:43	12/22/25 17:58	UNP	Mt. Juliet, TN
Metals (ICPMS) by Method 6020B	WG2662275	1.06	12/20/25 17:41	12/27/25 21:07	JDB	Mt. Juliet, TN

BG08@4' L1929190-09

Collected by
SC/RS Collected date/time
12/17/25 10:10 Received date/time
12/18/25 11:00

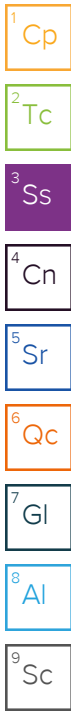
Method	Batch	Dilution	Preparation date/time	Analysis date/time	Analyst	Location
Calculated Results	WG2662982	1	12/23/25 12:37	12/23/25 12:37	MAP	Mt. Juliet, TN
Total Solids by Method 2540 G-2011	WG2662196	1	12/22/25 15:55	12/22/25 16:06	CMB	Mt. Juliet, TN
Wet Chemistry by Method 7199	WG2663373	1	12/22/25 00:56	12/23/25 18:59	DLH	Mt. Juliet, TN
Wet Chemistry by Method 9045D (S-1.10)	WG2664190	1	12/23/25 12:00	12/23/25 14:46	SGG	Mt. Juliet, TN
Wet Chemistry by Method 9050AMod (S-1.20)	WG2664207	1	12/23/25 18:50	12/23/25 19:00	KRB	Mt. Juliet, TN
Metals (ICP) by Method 6010D (S-7.10)	WG2662986	1	12/22/25 11:43	12/22/25 18:01	UNP	Mt. Juliet, TN
Metals (ICPMS) by Method 6020B	WG2662275	1.11	12/20/25 17:41	12/27/25 21:20	JDB	Mt. Juliet, TN

SAMPLE SUMMARY

BG08@5' L1929190-10

Collected by
SC/RS Collected date/time
12/17/25 10:15 Received date/time
12/18/25 11:00

Method	Batch	Dilution	Preparation date/time	Analysis date/time	Analyst	Location
Calculated Results	WG2662982	1	12/23/25 12:45	12/23/25 12:45	MAP	Mt. Juliet, TN
Total Solids by Method 2540 G-2011	WG2662196	1	12/22/25 15:55	12/22/25 16:06	CMB	Mt. Juliet, TN
Wet Chemistry by Method 7199	WG2663373	1	12/22/25 00:56	12/23/25 19:10	DLH	Mt. Juliet, TN
Wet Chemistry by Method 9045D (S-1.10)	WG2664190	1	12/23/25 12:00	12/23/25 14:46	SGG	Mt. Juliet, TN
Wet Chemistry by Method 9050AMod (S-1.20)	WG2664207	1	12/23/25 18:50	12/23/25 19:00	KRB	Mt. Juliet, TN
Metals (ICP) by Method 6010D (S-7.10)	WG2662986	1	12/22/25 11:43	12/22/25 18:04	UNP	Mt. Juliet, TN
Metals (ICPMS) by Method 6020B	WG2662275	1.02	12/20/25 17:41	12/27/25 21:23	JDB	Mt. Juliet, TN



BG08@6' L1929190-11

Collected by
SC/RS Collected date/time
12/17/25 10:20 Received date/time
12/18/25 11:00

Method	Batch	Dilution	Preparation date/time	Analysis date/time	Analyst	Location
Calculated Results	WG2662982	1	12/23/25 12:48	12/23/25 12:48	MAP	Mt. Juliet, TN
Total Solids by Method 2540 G-2011	WG2662196	1	12/22/25 15:55	12/22/25 16:06	CMB	Mt. Juliet, TN
Wet Chemistry by Method 7199	WG2663373	1	12/22/25 00:56	12/23/25 19:21	DLH	Mt. Juliet, TN
Wet Chemistry by Method 9045D (S-1.10)	WG2664190	1	12/23/25 12:00	12/23/25 14:46	SGG	Mt. Juliet, TN
Wet Chemistry by Method 9050AMod (S-1.20)	WG2664207	1	12/23/25 18:50	12/23/25 19:00	KRB	Mt. Juliet, TN
Metals (ICP) by Method 6010D (S-7.10)	WG2662986	1	12/22/25 11:43	12/22/25 18:07	UNP	Mt. Juliet, TN
Metals (ICPMS) by Method 6020B	WG2662275	1	12/20/25 17:41	12/27/25 21:27	JDB	Mt. Juliet, TN

BG08@7' L1929190-12

Collected by
SC/RS Collected date/time
12/17/25 10:25 Received date/time
12/18/25 11:00

Method	Batch	Dilution	Preparation date/time	Analysis date/time	Analyst	Location
Calculated Results	WG2662982	1	12/23/25 12:50	12/23/25 12:50	MAP	Mt. Juliet, TN
Total Solids by Method 2540 G-2011	WG2662196	1	12/22/25 15:55	12/22/25 16:06	CMB	Mt. Juliet, TN
Wet Chemistry by Method 7199	WG2663373	1	12/22/25 00:56	12/23/25 19:32	DLH	Mt. Juliet, TN
Wet Chemistry by Method 9045D (S-1.10)	WG2664190	1	12/23/25 12:00	12/23/25 14:46	SGG	Mt. Juliet, TN
Wet Chemistry by Method 9050AMod (S-1.20)	WG2664207	1	12/23/25 18:50	12/23/25 19:00	KRB	Mt. Juliet, TN
Metals (ICP) by Method 6010D (S-7.10)	WG2662986	1	12/22/25 11:43	12/22/25 18:10	UNP	Mt. Juliet, TN
Metals (ICPMS) by Method 6020B	WG2662275	1	12/20/25 17:41	12/27/25 21:30	JDB	Mt. Juliet, TN

BG09@4' L1929190-13

Collected by
SC/RS Collected date/time
12/17/25 10:30 Received date/time
12/18/25 11:00

Method	Batch	Dilution	Preparation date/time	Analysis date/time	Analyst	Location
Calculated Results	WG2662982	1	12/23/25 12:53	12/23/25 12:53	MAP	Mt. Juliet, TN
Total Solids by Method 2540 G-2011	WG2662196	1	12/22/25 15:55	12/22/25 16:06	CMB	Mt. Juliet, TN
Wet Chemistry by Method 7199	WG2663373	1	12/22/25 00:56	12/23/25 19:43	DLH	Mt. Juliet, TN
Wet Chemistry by Method 9045D (S-1.10)	WG2664190	1	12/23/25 12:00	12/23/25 14:46	SGG	Mt. Juliet, TN
Wet Chemistry by Method 9050AMod (S-1.20)	WG2664207	1	12/23/25 18:50	12/23/25 19:00	KRB	Mt. Juliet, TN
Metals (ICP) by Method 6010D (S-7.10)	WG2662986	1	12/22/25 11:43	12/22/25 18:14	UNP	Mt. Juliet, TN
Metals (ICPMS) by Method 6020B	WG2662275	1	12/20/25 17:41	12/27/25 21:33	JDB	Mt. Juliet, TN

BG09@5' L1929190-14

Collected by
SC/RS Collected date/time
12/17/25 10:35 Received date/time
12/18/25 11:00

Method	Batch	Dilution	Preparation date/time	Analysis date/time	Analyst	Location
Calculated Results	WG2662982	1	12/23/25 12:55	12/23/25 12:55	MAP	Mt. Juliet, TN
Total Solids by Method 2540 G-2011	WG2662273	1	12/22/25 09:08	12/22/25 09:17	CMB	Mt. Juliet, TN
Wet Chemistry by Method 7199	WG2663373	1	12/22/25 00:56	12/23/25 19:54	DLH	Mt. Juliet, TN
Wet Chemistry by Method 9045D (S-1.10)	WG2664190	1	12/23/25 12:00	12/23/25 14:46	SGG	Mt. Juliet, TN

SAMPLE SUMMARY

BG09@5' L1929190-14

Collected by
SC/RS Collected date/time
12/17/25 10:35 Received date/time
12/18/25 11:00

Method	Batch	Dilution	Preparation date/time	Analysis date/time	Analyst	Location
Wet Chemistry by Method 9050AMod (S-1.20)	WG2664207	1	12/23/25 18:50	12/23/25 19:00	KRB	Mt. Juliet, TN
Metals (ICP) by Method 6010D (S-7.10)	WG2662986	1	12/22/25 11:43	12/22/25 18:17	UNP	Mt. Juliet, TN
Metals (ICPMS) by Method 6020B	WG2662652	1.02	12/20/25 18:03	12/26/25 14:30	TMT	Mt. Juliet, TN

1
Cp

2
Tc

3
Ss

4
Cn

5
Sr

6
Qc

7
Gl

8
Al

9
Sc

BG09@6' L1929190-15

Collected by
SC/RS Collected date/time
12/17/25 10:40 Received date/time
12/18/25 11:00

Method	Batch	Dilution	Preparation date/time	Analysis date/time	Analyst	Location
Calculated Results	WG2662982	1	12/23/25 12:58	12/23/25 12:58	MAP	Mt. Juliet, TN
Total Solids by Method 2540 G-2011	WG2662273	1	12/22/25 09:08	12/22/25 09:17	CMB	Mt. Juliet, TN
Wet Chemistry by Method 7199	WG2663373	1	12/22/25 00:56	12/23/25 20:38	DLH	Mt. Juliet, TN
Wet Chemistry by Method 9045D (S-1.10)	WG2664190	1	12/23/25 12:00	12/23/25 14:46	SGG	Mt. Juliet, TN
Wet Chemistry by Method 9050AMod (S-1.20)	WG2664207	1	12/23/25 18:50	12/23/25 19:00	KRB	Mt. Juliet, TN
Metals (ICP) by Method 6010D (S-7.10)	WG2662986	1	12/22/25 11:43	12/22/25 18:20	UNP	Mt. Juliet, TN
Metals (ICPMS) by Method 6020B	WG2662652	1.02	12/20/25 18:03	12/26/25 14:33	TMT	Mt. Juliet, TN

BG09@7' L1929190-16

Collected by
SC/RS Collected date/time
12/17/25 10:45 Received date/time
12/18/25 11:00

Method	Batch	Dilution	Preparation date/time	Analysis date/time	Analyst	Location
Calculated Results	WG2662982	1	12/23/25 13:01	12/23/25 13:01	MAP	Mt. Juliet, TN
Total Solids by Method 2540 G-2011	WG2662276	1	12/22/25 13:56	12/22/25 14:03	CMB	Mt. Juliet, TN
Wet Chemistry by Method 7199	WG2663373	1	12/22/25 00:56	12/23/25 20:49	DLH	Mt. Juliet, TN
Wet Chemistry by Method 9045D (S-1.10)	WG2664190	1	12/23/25 12:00	12/23/25 14:46	SGG	Mt. Juliet, TN
Wet Chemistry by Method 9050AMod (S-1.20)	WG2664207	1	12/23/25 18:50	12/23/25 19:00	KRB	Mt. Juliet, TN
Metals (ICP) by Method 6010D (S-7.10)	WG2662986	1	12/22/25 11:43	12/22/25 18:23	UNP	Mt. Juliet, TN
Metals (ICPMS) by Method 6020B	WG2662652	1	12/20/25 18:03	12/26/25 14:36	TMT	Mt. Juliet, TN

BG10@4' L1929190-17

Collected by
SC/RS Collected date/time
12/17/25 10:50 Received date/time
12/18/25 11:00

Method	Batch	Dilution	Preparation date/time	Analysis date/time	Analyst	Location
Calculated Results	WG2662982	1	12/23/25 13:03	12/23/25 13:03	MAP	Mt. Juliet, TN
Total Solids by Method 2540 G-2011	WG2662276	1	12/22/25 13:56	12/22/25 14:03	CMB	Mt. Juliet, TN
Wet Chemistry by Method 7199	WG2663373	1	12/22/25 00:56	12/23/25 21:00	DLH	Mt. Juliet, TN
Wet Chemistry by Method 9045D (S-1.10)	WG2664190	1	12/23/25 12:00	12/23/25 14:46	SGG	Mt. Juliet, TN
Wet Chemistry by Method 9050AMod (S-1.20)	WG2664207	1	12/23/25 18:50	12/23/25 19:00	KRB	Mt. Juliet, TN
Metals (ICP) by Method 6010D (S-7.10)	WG2662986	1	12/22/25 11:43	12/22/25 18:26	UNP	Mt. Juliet, TN
Metals (ICPMS) by Method 6020B	WG2662652	1.02	12/20/25 18:03	12/26/25 14:39	TMT	Mt. Juliet, TN

BG10@5' L1929190-18

Collected by
SC/RS Collected date/time
12/17/25 10:55 Received date/time
12/18/25 11:00

Method	Batch	Dilution	Preparation date/time	Analysis date/time	Analyst	Location
Calculated Results	WG2662982	1	12/23/25 13:06	12/23/25 13:06	MAP	Mt. Juliet, TN
Total Solids by Method 2540 G-2011	WG2662276	1	12/22/25 13:56	12/22/25 14:03	CMB	Mt. Juliet, TN
Wet Chemistry by Method 7199	WG2663373	1	12/22/25 00:56	12/23/25 21:12	DLH	Mt. Juliet, TN
Wet Chemistry by Method 9045D (S-1.10)	WG2664190	1	12/23/25 12:00	12/23/25 14:46	SGG	Mt. Juliet, TN
Wet Chemistry by Method 9050AMod (S-1.20)	WG2664207	1	12/23/25 18:50	12/23/25 19:00	KRB	Mt. Juliet, TN
Metals (ICP) by Method 6010D (S-7.10)	WG2662986	1	12/22/25 11:43	12/22/25 17:05	UNP	Mt. Juliet, TN
Metals (ICPMS) by Method 6020B	WG2662672	1	12/20/25 17:46	12/21/25 19:21	LD	Mt. Juliet, TN

SAMPLE SUMMARY

BG10@6' L1929190-19

Collected by
SC/RS Collected date/time
12/17/25 11:00 Received date/time
12/18/25 11:00

Method	Batch	Dilution	Preparation date/time	Analysis date/time	Analyst	Location
Calculated Results	WG2662982	1	12/23/25 13:08	12/23/25 13:08	MAP	Mt. Juliet, TN
Total Solids by Method 2540 G-2011	WG2662276	1	12/22/25 13:56	12/22/25 14:03	CMB	Mt. Juliet, TN
Wet Chemistry by Method 7199	WG2663373	1	12/22/25 00:56	12/23/25 21:23	DLH	Mt. Juliet, TN
Wet Chemistry by Method 9045D (S-1.10)	WG2664190	1	12/23/25 12:00	12/23/25 14:46	SGG	Mt. Juliet, TN
Wet Chemistry by Method 9050AMod (S-1.20)	WG2664207	1	12/23/25 18:50	12/23/25 19:00	KRB	Mt. Juliet, TN
Metals (ICP) by Method 6010D (S-7.10)	WG2662986	1	12/22/25 11:43	12/22/25 17:08	UNP	Mt. Juliet, TN
Metals (ICPMS) by Method 6020B	WG2662672	1	12/20/25 17:46	12/21/25 19:24	LD	Mt. Juliet, TN



BG10@7' L1929190-20

Collected by
SC/RS Collected date/time
12/17/25 11:05 Received date/time
12/18/25 11:00

Method	Batch	Dilution	Preparation date/time	Analysis date/time	Analyst	Location
Calculated Results	WG2662982	1	12/23/25 12:06	12/23/25 12:06	MAP	Mt. Juliet, TN
Total Solids by Method 2540 G-2011	WG2662276	1	12/22/25 13:56	12/22/25 14:03	CMB	Mt. Juliet, TN
Wet Chemistry by Method 7199	WG2663373	1	12/22/25 00:56	12/23/25 21:34	DLH	Mt. Juliet, TN
Wet Chemistry by Method 9045D (S-1.10)	WG2664190	1	12/23/25 12:00	12/23/25 14:46	SGG	Mt. Juliet, TN
Wet Chemistry by Method 9050AMod (S-1.20)	WG2664207	1	12/23/25 18:50	12/23/25 19:00	KRB	Mt. Juliet, TN
Metals (ICP) by Method 6010D (S-7.10)	WG2662986	1	12/22/25 11:43	12/22/25 17:11	UNP	Mt. Juliet, TN
Metals (ICPMS) by Method 6020B	WG2662672	1.06	12/20/25 17:46	12/21/25 19:27	LD	Mt. Juliet, TN



BG11@4' L1929190-21

Collected by
SC/RS Collected date/time
12/17/25 11:10 Received date/time
12/18/25 11:00

Method	Batch	Dilution	Preparation date/time	Analysis date/time	Analyst	Location
Calculated Results	WG2664856	1	12/25/25 04:06	12/25/25 04:06	NMM	Mt. Juliet, TN
Total Solids by Method 2540 G-2011	WG2662276	1	12/22/25 13:56	12/22/25 14:03	CMB	Mt. Juliet, TN
Wet Chemistry by Method 7199	WG2663955	1	12/23/25 07:01	12/27/25 16:55	EKB	Mt. Juliet, TN
Wet Chemistry by Method 9045D (S-1.10)	WG2665229	1	12/25/25 20:10	12/25/25 23:25	KRB	Mt. Juliet, TN
Wet Chemistry by Method 9050AMod (S-1.20)	WG2665300	1	12/26/25 08:04	12/26/25 14:54	AL	Mt. Juliet, TN
Metals (ICP) by Method 6010D (S-7.10)	WG2664887	1	12/24/25 13:49	12/24/25 17:02	RLS	Mt. Juliet, TN
Metals (ICPMS) by Method 6020B	WG2662672	1.02	12/20/25 17:46	12/21/25 19:30	LD	Mt. Juliet, TN

BG11@5' L1929190-22

Collected by
SC/RS Collected date/time
12/17/25 11:15 Received date/time
12/18/25 11:00

Method	Batch	Dilution	Preparation date/time	Analysis date/time	Analyst	Location
Calculated Results	WG2664856	1	12/25/25 04:08	12/25/25 04:08	NMM	Mt. Juliet, TN
Total Solids by Method 2540 G-2011	WG2662276	1	12/22/25 13:56	12/22/25 14:03	CMB	Mt. Juliet, TN
Wet Chemistry by Method 7199	WG2663373	1	12/22/25 00:56	12/23/25 21:45	DLH	Mt. Juliet, TN
Wet Chemistry by Method 9045D (S-1.10)	WG2665229	1	12/25/25 20:10	12/25/25 23:25	KRB	Mt. Juliet, TN
Wet Chemistry by Method 9050AMod (S-1.20)	WG2665300	1	12/26/25 08:04	12/26/25 14:54	AL	Mt. Juliet, TN
Metals (ICP) by Method 6010D (S-7.10)	WG2664887	1	12/24/25 13:49	12/24/25 17:05	RLS	Mt. Juliet, TN
Metals (ICPMS) by Method 6020B	WG2662672	1.02	12/20/25 17:46	12/21/25 19:33	LD	Mt. Juliet, TN

BG11@6' L1929190-23

Collected by
SC/RS Collected date/time
12/17/25 11:20 Received date/time
12/18/25 11:00

Method	Batch	Dilution	Preparation date/time	Analysis date/time	Analyst	Location
Calculated Results	WG2664856	1	12/25/25 04:11	12/25/25 04:11	NMM	Mt. Juliet, TN
Total Solids by Method 2540 G-2011	WG2662276	1	12/22/25 13:56	12/22/25 14:03	CMB	Mt. Juliet, TN
Wet Chemistry by Method 7199	WG2663373	1	12/22/25 00:56	12/23/25 21:56	DLH	Mt. Juliet, TN
Wet Chemistry by Method 9045D (S-1.10)	WG2665229	1	12/25/25 20:10	12/25/25 23:25	KRB	Mt. Juliet, TN

SAMPLE SUMMARY

BG11@6' L1929190-23

Collected by SC/RS Collected date/time 12/17/25 11:20 Received date/time 12/18/25 11:00

Method	Batch	Dilution	Preparation date/time	Analysis date/time	Analyst	Location
Wet Chemistry by Method 9050AMod (S-1.20)	WG2665300	1	12/26/25 08:04	12/26/25 14:54	AL	Mt. Juliet, TN
Metals (ICP) by Method 6010D (S-7.10)	WG2664887	1	12/24/25 13:49	12/24/25 17:08	RLS	Mt. Juliet, TN
Metals (ICPMS) by Method 6020B	WG2662672	1	12/20/25 17:46	12/21/25 18:56	LD	Mt. Juliet, TN

1 Cp

2 Tc

3 Ss

4 Cn

BG11@7' L1929190-24

Collected by SC/RS Collected date/time 12/17/25 11:25 Received date/time 12/18/25 11:00

Method	Batch	Dilution	Preparation date/time	Analysis date/time	Analyst	Location
Calculated Results	WG2664856	1	12/25/25 04:14	12/25/25 04:14	NMM	Mt. Juliet, TN
Total Solids by Method 2540 G-2011	WG2662276	1	12/22/25 13:56	12/22/25 14:03	CMB	Mt. Juliet, TN
Wet Chemistry by Method 7199	WG2663420	1	12/22/25 07:35	12/29/25 16:48	EKB	Mt. Juliet, TN
Wet Chemistry by Method 9045D (S-1.10)	WG2665229	1	12/25/25 20:10	12/25/25 23:25	KRB	Mt. Juliet, TN
Wet Chemistry by Method 9050AMod (S-1.20)	WG2665300	1	12/26/25 08:04	12/26/25 14:54	AL	Mt. Juliet, TN
Metals (ICP) by Method 6010D (S-7.10)	WG2664887	1	12/24/25 13:49	12/24/25 17:11	RLS	Mt. Juliet, TN
Metals (ICPMS) by Method 6020B	WG2662672	1.06	12/20/25 17:46	12/21/25 19:36	LD	Mt. Juliet, TN

5 Sr

6 Qc

7 Gl

8 Al

9 Sc

CASE NARRATIVE

Unless qualified or notated within the narrative below, all sample aliquots were received at the correct temperature, in the proper containers, with the appropriate preservatives, and within method specified holding times. Where applicable, all MDL (LOD) and RDL (LOQ) values reported for environmental samples have been corrected for the dilution factor used in the analysis. All Method and Batch Quality Control are within established criteria except where addressed in this case narrative, a non-conformance form or properly qualified within the sample results. By my digital signature below, I affirm to the best of my knowledge, all problems/anomalies observed by the laboratory as having the potential to affect the quality of the data have been identified by the laboratory, and no information or data have been knowingly withheld that would affect the quality of the data.



Mandi Edwards
Project Manager

Wet Chemistry by Method 7199

The sample matrix interfered with the ability to make any accurate determination; spike value is high.

Batch	Lab Sample ID	Analytes
WG2663373	(MS) R4318444-9	Hexavalent Chromium

The sample matrix interfered with the ability to make any accurate determination; spike value is low.

Batch	Lab Sample ID	Analytes
WG2663420	(MS) R4320077-4, (MSD) R4320077-5	Hexavalent Chromium
WG2663952	(MS) R4319779-5, L1929190-01	Hexavalent Chromium

The associated batch QC was outside the established quality control range for precision.

Batch	Lab Sample ID	Analytes
WG2663420	(MSD) R4320077-5	Hexavalent Chromium

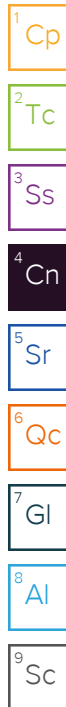
Metals (ICPMS) by Method 6020B

The sample matrix interfered with the ability to make any accurate determination; spike value is high.

Batch	Lab Sample ID	Analytes
WG2662275	(MS) R4319459-5, (MSD) R4319459-6, L1929190-05	Zinc
WG2662672	(MSD) R4317264-6, L1929190-23	Zinc

The analyte failed the method required serial dilution test and/or subsequent post-spike criteria. These failures indicate matrix interference.

Batch	Lab Sample ID	Analytes
WG2662275	L1929190-05	Zinc



Calculated Results

Analyte	Result	Qualifier	Dilution	Analysis date / time	Batch
Sodium Adsorption Ratio	1.78		1	12/23/2025 12:16	WG2662982

Total Solids by Method 2540 G-2011

Analyte	Result	Qualifier	Dilution	Analysis date / time	Batch
Total Solids	89.6		1	12/23/2025 09:02	WG2662189

Wet Chemistry by Method 7199

Analyte	Result (dry)	Qualifier	MDL (dry)	RDL (dry)	Dilution	Analysis date / time	Batch
Hexavalent Chromium	ND	<u>J6</u>	0.223	0.223	1	12/28/2025 09:46	WG2663952

Wet Chemistry by Method 9045D (S-1.10)

Analyte	Result	Qualifier	Dilution	Analysis date / time	Batch
pH	7.82		1	12/23/2025 14:46	WG2664190

Sample Narrative:

L1929190-01 WG2664190: 7.82 at 19.5C

Wet Chemistry by Method 9050AMod (S-1.20)

Analyte	Result	Units	Qualifier	RDL	Dilution	Analysis date / time	Batch
Specific Conductance	255	umhos/cm		10.0	1	12/23/2025 19:00	WG2664207

Sample Narrative:

L1929190-01 WG2664207: at 25C

Metals (ICP) by Method 6010D (S-7.10)

Analyte	Result	Qualifier	MDL	RDL	Dilution	Analysis date / time	Batch
Hot Water Sol. Boron	0.0308	<u>J</u>	0.0199	0.100	1	12/22/2025 17:30	WG2662986

Metals (ICPMS) by Method 6020B

Analyte	Result (dry)	Qualifier	MDL (dry)	RDL (dry)	Dilution	Analysis date / time	Batch
Arsenic	2.21		0.124	0.124	1.11	12/27/2025 20:48	WG2662275
Barium	71.4		12.4	12.4	1.11	12/27/2025 20:48	WG2662275
Cadmium	ND		0.124	0.124	1.11	12/27/2025 20:48	WG2662275
Copper	ND		12.4	12.4	1.11	12/27/2025 20:48	WG2662275
Lead	ND		12.4	12.4	1.11	12/27/2025 20:48	WG2662275
Nickel	ND		12.4	12.4	1.11	12/27/2025 20:48	WG2662275
Selenium	0.346		0.124	0.124	1.11	12/27/2025 20:48	WG2662275
Silver	ND		0.619	0.619	1.11	12/27/2025 20:48	WG2662275
Zinc	ND		61.9	61.9	1.11	12/27/2025 20:48	WG2662275

1 Cp

2 Tc

3 Ss

4 Cn

5 Sr

6 Qc

7 Gl

8 Al

9 Sc

Calculated Results

Analyte	Result	Qualifier	Dilution	Analysis date / time	Batch
Sodium Adsorption Ratio	2.41		1	12/23/2025 12:19	WG2662982

Total Solids by Method 2540 G-2011

Analyte	Result %	Qualifier	Dilution	Analysis date / time	Batch
Total Solids	84.3		1	12/23/2025 09:02	WG2662189

Wet Chemistry by Method 7199

Analyte	Result (dry) mg/kg	Qualifier	MDL (dry) mg/kg	RDL (dry) mg/kg	Dilution	Analysis date / time	Batch
Hexavalent Chromium	ND		0.237	0.237	1	12/27/2025 15:25	WG2663372

Wet Chemistry by Method 9045D (S-1.10)

Analyte	Result su	Qualifier	Dilution	Analysis date / time	Batch
pH	8.13		1	12/23/2025 14:46	WG2664190

Sample Narrative:

L1929190-02 WG2664190: 8.13 at 19.7C

Wet Chemistry by Method 9050AMod (S-1.20)

Analyte	Result	Units	Qualifier	RDL	Dilution	Analysis date / time	Batch
Specific Conductance	260	umhos/cm		10.0	1	12/23/2025 19:00	WG2664207

Sample Narrative:

L1929190-02 WG2664207: at 25C

Metals (ICP) by Method 6010D (S-7.10)

Analyte	Result mg/l	Qualifier	MDL mg/l	RDL mg/l	Dilution	Analysis date / time	Batch
Hot Water Sol. Boron	ND		0.0199	0.100	1	12/22/2025 17:33	WG2662986

Metals (ICPMS) by Method 6020B

Analyte	Result (dry) mg/kg	Qualifier	MDL (dry) mg/kg	RDL (dry) mg/kg	Dilution	Analysis date / time	Batch
Arsenic	3.28		0.119	0.119	1	12/27/2025 20:51	WG2662275
Barium	93.5		11.9	11.9	1	12/27/2025 20:51	WG2662275
Cadmium	0.120		0.119	0.119	1	12/27/2025 20:51	WG2662275
Copper	ND		11.9	11.9	1	12/27/2025 20:51	WG2662275
Lead	ND		11.9	11.9	1	12/27/2025 20:51	WG2662275
Nickel	13.3		11.9	11.9	1	12/27/2025 20:51	WG2662275
Selenium	0.547		0.119	0.119	1	12/27/2025 20:51	WG2662275
Silver	ND		0.593	0.593	1	12/27/2025 20:51	WG2662275
Zinc	ND		59.3	59.3	1	12/27/2025 20:51	WG2662275

1 Cp

2 Tc

3 Ss

4 Cn

5 Sr

6 Qc

7 Gl

8 Al

9 Sc

Calculated Results

Analyte	Result	Qualifier	Dilution	Analysis date / time	Batch
Sodium Adsorption Ratio	1.68		1	12/23/2025 12:21	WG2662982

Total Solids by Method 2540 G-2011

Analyte	Result %	Qualifier	Dilution	Analysis date / time	Batch
Total Solids	83.7		1	12/23/2025 09:02	WG2662189

Wet Chemistry by Method 7199

Analyte	Result (dry) mg/kg	Qualifier	MDL (dry) mg/kg	RDL (dry) mg/kg	Dilution	Analysis date / time	Batch
Hexavalent Chromium	ND		0.239	0.239	1	12/27/2025 15:36	WG2663372

Wet Chemistry by Method 9045D (S-1.10)

Analyte	Result su	Qualifier	Dilution	Analysis date / time	Batch
pH	8.13		1	12/23/2025 14:46	WG2664190

Sample Narrative:

L1929190-03 WG2664190: 8.13 at 20.1C

Wet Chemistry by Method 9050AMod (S-1.20)

Analyte	Result	Units	Qualifier	RDL	Dilution	Analysis date / time	Batch
Specific Conductance	206	umhos/cm		10.0	1	12/23/2025 19:00	WG2664207

Sample Narrative:

L1929190-03 WG2664207: at 25C

Metals (ICP) by Method 6010D (S-7.10)

Analyte	Result mg/l	Qualifier	MDL mg/l	RDL mg/l	Dilution	Analysis date / time	Batch
Hot Water Sol. Boron	ND		0.0199	0.100	1	12/22/2025 17:36	WG2662986

Metals (ICPMS) by Method 6020B

Analyte	Result (dry) mg/kg	Qualifier	MDL (dry) mg/kg	RDL (dry) mg/kg	Dilution	Analysis date / time	Batch
Arsenic	1.56		0.119	0.119	1	12/27/2025 20:55	WG2662275
Barium	50.9		11.9	11.9	1	12/27/2025 20:55	WG2662275
Cadmium	ND		0.119	0.119	1	12/27/2025 20:55	WG2662275
Copper	ND		11.9	11.9	1	12/27/2025 20:55	WG2662275
Lead	ND		11.9	11.9	1	12/27/2025 20:55	WG2662275
Nickel	ND		11.9	11.9	1	12/27/2025 20:55	WG2662275
Selenium	0.325		0.119	0.119	1	12/27/2025 20:55	WG2662275
Silver	ND		0.597	0.597	1	12/27/2025 20:55	WG2662275
Zinc	ND		59.7	59.7	1	12/27/2025 20:55	WG2662275

1 Cp

2 Tc

3 Ss

4 Cn

5 Sr

6 Qc

7 Gl

8 Al

9 Sc

Calculated Results

Analyte	Result	Qualifier	Dilution	Analysis date / time	Batch
Sodium Adsorption Ratio	1.16		1	12/23/2025 12:24	WG2662982

Total Solids by Method 2540 G-2011

Analyte	Result	Qualifier	Dilution	Analysis date / time	Batch
Total Solids	78.9		1	12/23/2025 09:02	WG2662189

Wet Chemistry by Method 7199

Analyte	Result (dry)	Qualifier	MDL (dry)	RDL (dry)	Dilution	Analysis date / time	Batch
Hexavalent Chromium	mg/kg		mg/kg	mg/kg	1	12/27/2025 15:48	WG2663372
	ND		0.253	0.253			

Wet Chemistry by Method 9045D (S-1.10)

Analyte	Result	Qualifier	Dilution	Analysis date / time	Batch
pH	su		1	12/23/2025 14:46	WG2664190
	8.21				

Sample Narrative:

L1929190-04 WG2664190: 8.21 at 20.2C

Wet Chemistry by Method 9050AMod (S-1.20)

Analyte	Result	Units	Qualifier	RDL	Dilution	Analysis date / time	Batch
Specific Conductance	154	umhos/cm		10.0	1	12/23/2025 19:00	WG2664207

Sample Narrative:

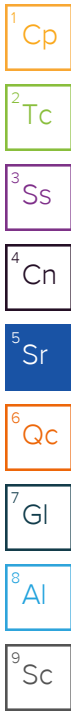
L1929190-04 WG2664207: at 25C

Metals (ICP) by Method 6010D (S-7.10)

Analyte	Result	Qualifier	MDL	RDL	Dilution	Analysis date / time	Batch
Hot Water Sol. Boron	mg/l		mg/l	mg/l	1	12/22/2025 17:39	WG2662986
	ND		0.0199	0.100			

Metals (ICPMS) by Method 6020B

Analyte	Result (dry)	Qualifier	MDL (dry)	RDL (dry)	Dilution	Analysis date / time	Batch
Arsenic	mg/kg		mg/kg	mg/kg	1.06	12/27/2025 20:58	WG2662275
Barium	31.2		13.4	13.4	1.06	12/27/2025 20:58	WG2662275
Cadmium	ND		0.134	0.134	1.06	12/27/2025 20:58	WG2662275
Copper	ND		13.4	13.4	1.06	12/27/2025 20:58	WG2662275
Lead	ND		13.4	13.4	1.06	12/27/2025 20:58	WG2662275
Nickel	ND		13.4	13.4	1.06	12/27/2025 20:58	WG2662275
Selenium	0.240		0.134	0.134	1.06	12/27/2025 20:58	WG2662275
Silver	ND		0.672	0.672	1.06	12/27/2025 20:58	WG2662275
Zinc	ND		67.2	67.2	1.06	12/27/2025 20:58	WG2662275



Calculated Results

Analyte	Result	Qualifier	Dilution	Analysis date / time	Batch
Sodium Adsorption Ratio	1.68		1	12/23/2025 12:27	WG2662982

Total Solids by Method 2540 G-2011

Analyte	Result %	Qualifier	Dilution	Analysis date / time	Batch
Total Solids	90.5		1	12/23/2025 09:02	WG2662189

Wet Chemistry by Method 7199

Analyte	Result (dry) mg/kg	Qualifier	MDL (dry) mg/kg	RDL (dry) mg/kg	Dilution	Analysis date / time	Batch
Hexavalent Chromium	0.225		0.221	0.221	1	12/23/2025 17:41	WG2663373

Wet Chemistry by Method 9045D (S-1.10)

Analyte	Result su	Qualifier	Dilution	Analysis date / time	Batch
pH	7.87		1	12/23/2025 14:46	WG2664190

Sample Narrative:

L1929190-05 WG2664190: 7.87 at 20C

Wet Chemistry by Method 9050AMod (S-1.20)

Analyte	Result	Units	Qualifier	RDL	Dilution	Analysis date / time	Batch
Specific Conductance	269	umhos/cm		10.0	1	12/23/2025 19:00	WG2664207

Sample Narrative:

L1929190-05 WG2664207: at 25C

Metals (ICP) by Method 6010D (S-7.10)

Analyte	Result mg/l	Qualifier	MDL mg/l	RDL mg/l	Dilution	Analysis date / time	Batch
Hot Water Sol. Boron	ND		0.0199	0.100	1	12/22/2025 17:42	WG2662986

Metals (ICPMS) by Method 6020B

Analyte	Result (dry) mg/kg	Qualifier	MDL (dry) mg/kg	RDL (dry) mg/kg	Dilution	Analysis date / time	Batch
Arsenic	2.47		0.115	0.115	1.04	12/27/2025 18:47	WG2662275
Barium	76.2		11.5	11.5	1.04	12/27/2025 18:47	WG2662275
Cadmium	0.123		0.115	0.115	1.04	12/27/2025 18:47	WG2662275
Copper	ND		11.5	11.5	1.04	12/27/2025 18:47	WG2662275
Lead	ND		11.5	11.5	1.04	12/27/2025 18:47	WG2662275
Nickel	ND		11.5	11.5	1.04	12/27/2025 18:47	WG2662275
Selenium	0.390		0.115	0.115	1.04	12/27/2025 18:47	WG2662275
Silver	ND		0.574	0.574	1.04	12/27/2025 18:47	WG2662275
Zinc	ND	J5 O1	57.4	57.4	1.04	12/27/2025 18:47	WG2662275

1 Cp

2 Tc

3 Ss

4 Cn

5 Sr

6 Qc

7 Gl

8 Al

9 Sc

Calculated Results

Analyte	Result	Qualifier	Dilution	Analysis date / time	Batch
Sodium Adsorption Ratio	2.65		1	12/23/2025 12:29	WG2662982

Total Solids by Method 2540 G-2011

Analyte	Result %	Qualifier	Dilution	Analysis date / time	Batch
Total Solids	85.2		1	12/23/2025 09:02	WG2662189

Wet Chemistry by Method 7199

Analyte	Result (dry) mg/kg	Qualifier	MDL (dry) mg/kg	RDL (dry) mg/kg	Dilution	Analysis date / time	Batch
Hexavalent Chromium	ND		0.235	0.235	1	12/23/2025 18:26	WG2663373

Wet Chemistry by Method 9045D (S-1.10)

Analyte	Result su	Qualifier	Dilution	Analysis date / time	Batch
pH	8.08		1	12/23/2025 14:46	WG2664190

Sample Narrative:

L1929190-06 WG2664190: 8.08 at 19.8C

Wet Chemistry by Method 9050AMod (S-1.20)

Analyte	Result	Units	Qualifier	RDL	Dilution	Analysis date / time	Batch
Specific Conductance	420	umhos/cm		10.0	1	12/23/2025 19:00	WG2664207

Sample Narrative:

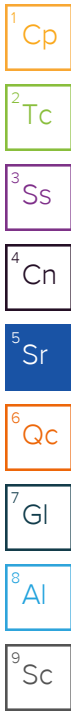
L1929190-06 WG2664207: at 25C

Metals (ICP) by Method 6010D (S-7.10)

Analyte	Result mg/l	Qualifier	MDL mg/l	RDL mg/l	Dilution	Analysis date / time	Batch
Hot Water Sol. Boron	ND		0.0199	0.100	1	12/22/2025 17:45	WG2662986

Metals (ICPMS) by Method 6020B

Analyte	Result (dry) mg/kg	Qualifier	MDL (dry) mg/kg	RDL (dry) mg/kg	Dilution	Analysis date / time	Batch
Arsenic	2.06		0.128	0.128	1.09	12/27/2025 21:01	WG2662275
Barium	66.3		12.8	12.8	1.09	12/27/2025 21:01	WG2662275
Cadmium	ND		0.128	0.128	1.09	12/27/2025 21:01	WG2662275
Copper	ND		12.8	12.8	1.09	12/27/2025 21:01	WG2662275
Lead	ND		12.8	12.8	1.09	12/27/2025 21:01	WG2662275
Nickel	ND		12.8	12.8	1.09	12/27/2025 21:01	WG2662275
Selenium	0.312		0.128	0.128	1.09	12/27/2025 21:01	WG2662275
Silver	ND		0.639	0.639	1.09	12/27/2025 21:01	WG2662275
Zinc	ND		63.9	63.9	1.09	12/27/2025 21:01	WG2662275



Calculated Results

Analyte	Result	Qualifier	Dilution	Analysis date / time	Batch
Sodium Adsorption Ratio	2.15		1	12/23/2025 12:32	WG2662982

Total Solids by Method 2540 G-2011

Analyte	Result %	Qualifier	Dilution	Analysis date / time	Batch
Total Solids	80.5		1	12/23/2025 09:02	WG2662189

Wet Chemistry by Method 7199

Analyte	Result (dry) mg/kg	Qualifier	MDL (dry) mg/kg	RDL (dry) mg/kg	Dilution	Analysis date / time	Batch
Hexavalent Chromium	ND		0.249	0.249	1	12/23/2025 18:37	WG2663373

Wet Chemistry by Method 9045D (S-1.10)

Analyte	Result su	Qualifier	Dilution	Analysis date / time	Batch
pH	8.19		1	12/23/2025 14:46	WG2664190

Sample Narrative:

L1929190-07 WG2664190: 8.19 at 20C

Wet Chemistry by Method 9050AMod (S-1.20)

Analyte	Result	Units	Qualifier	RDL	Dilution	Analysis date / time	Batch
Specific Conductance	271	umhos/cm		10.0	1	12/23/2025 19:00	WG2664207

Sample Narrative:

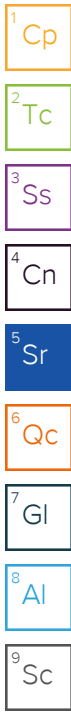
L1929190-07 WG2664207: at 25C

Metals (ICP) by Method 6010D (S-7.10)

Analyte	Result mg/l	Qualifier	MDL mg/l	RDL mg/l	Dilution	Analysis date / time	Batch
Hot Water Sol. Boron	ND		0.0199	0.100	1	12/22/2025 17:48	WG2662986

Metals (ICPMS) by Method 6020B

Analyte	Result (dry) mg/kg	Qualifier	MDL (dry) mg/kg	RDL (dry) mg/kg	Dilution	Analysis date / time	Batch
Arsenic	2.10		0.127	0.127	1.02	12/27/2025 21:04	WG2662275
Barium	53.7		12.7	12.7	1.02	12/27/2025 21:04	WG2662275
Cadmium	ND		0.127	0.127	1.02	12/27/2025 21:04	WG2662275
Copper	ND		12.7	12.7	1.02	12/27/2025 21:04	WG2662275
Lead	ND		12.7	12.7	1.02	12/27/2025 21:04	WG2662275
Nickel	ND		12.7	12.7	1.02	12/27/2025 21:04	WG2662275
Selenium	0.374		0.127	0.127	1.02	12/27/2025 21:04	WG2662275
Silver	ND		0.634	0.634	1.02	12/27/2025 21:04	WG2662275
Zinc	ND		63.4	63.4	1.02	12/27/2025 21:04	WG2662275



Calculated Results

Analyte	Result	Qualifier	Dilution	Analysis date / time	Batch
Sodium Adsorption Ratio	1.24		1	12/23/2025 12:34	WG2662982

Total Solids by Method 2540 G-2011

Analyte	Result %	Qualifier	Dilution	Analysis date / time	Batch
Total Solids	81.6		1	12/23/2025 09:02	WG2662189

Wet Chemistry by Method 7199

Analyte	Result (dry) mg/kg	Qualifier	MDL (dry) mg/kg	RDL (dry) mg/kg	Dilution	Analysis date / time	Batch
Hexavalent Chromium	ND		0.245	0.245	1	12/23/2025 18:48	WG2663373

Wet Chemistry by Method 9045D (S-1.10)

Analyte	Result su	Qualifier	Dilution	Analysis date / time	Batch
pH	8.13		1	12/23/2025 14:46	WG2664190

Sample Narrative:

L1929190-08 WG2664190: 8.13 at 20C

Wet Chemistry by Method 9050AMod (S-1.20)

Analyte	Result	Units	Qualifier	RDL	Dilution	Analysis date / time	Batch
Specific Conductance	177	umhos/cm		10.0	1	12/23/2025 19:00	WG2664207

Sample Narrative:

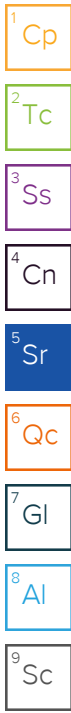
L1929190-08 WG2664207: at 25C

Metals (ICP) by Method 6010D (S-7.10)

Analyte	Result mg/l	Qualifier	MDL mg/l	RDL mg/l	Dilution	Analysis date / time	Batch
Hot Water Sol. Boron	ND		0.0199	0.100	1	12/22/2025 17:58	WG2662986

Metals (ICPMS) by Method 6020B

Analyte	Result (dry) mg/kg	Qualifier	MDL (dry) mg/kg	RDL (dry) mg/kg	Dilution	Analysis date / time	Batch
Arsenic	1.55		0.130	0.130	1.06	12/27/2025 21:07	WG2662275
Barium	37.0		13.0	13.0	1.06	12/27/2025 21:07	WG2662275
Cadmium	ND		0.130	0.130	1.06	12/27/2025 21:07	WG2662275
Copper	ND		13.0	13.0	1.06	12/27/2025 21:07	WG2662275
Lead	ND		13.0	13.0	1.06	12/27/2025 21:07	WG2662275
Nickel	ND		13.0	13.0	1.06	12/27/2025 21:07	WG2662275
Selenium	0.207		0.130	0.130	1.06	12/27/2025 21:07	WG2662275
Silver	ND		0.649	0.649	1.06	12/27/2025 21:07	WG2662275
Zinc	ND		64.9	64.9	1.06	12/27/2025 21:07	WG2662275



Calculated Results

Analyte	Result	Qualifier	Dilution	Analysis date / time	Batch
Sodium Adsorption Ratio	2.09		1	12/23/2025 12:37	WG2662982

Total Solids by Method 2540 G-2011

Analyte	Result %	Qualifier	Dilution	Analysis date / time	Batch
Total Solids	89.1		1	12/22/2025 16:06	WG2662196

Wet Chemistry by Method 7199

Analyte	Result (dry) mg/kg	Qualifier	MDL (dry) mg/kg	RDL (dry) mg/kg	Dilution	Analysis date / time	Batch
Hexavalent Chromium	ND		0.225	0.225	1	12/23/2025 18:59	WG2663373

Wet Chemistry by Method 9045D (S-1.10)

Analyte	Result su	Qualifier	Dilution	Analysis date / time	Batch
pH	8.37		1	12/23/2025 14:46	WG2664190

Sample Narrative:

L1929190-09 WG2664190: 8.37 at 20.1C

Wet Chemistry by Method 9050AMod (S-1.20)

Analyte	Result	Units	Qualifier	RDL	Dilution	Analysis date / time	Batch
Specific Conductance	299	umhos/cm		10.0	1	12/23/2025 19:00	WG2664207

Sample Narrative:

L1929190-09 WG2664207: at 25C

Metals (ICP) by Method 6010D (S-7.10)

Analyte	Result mg/l	Qualifier	MDL mg/l	RDL mg/l	Dilution	Analysis date / time	Batch
Hot Water Sol. Boron	0.0255	J	0.0199	0.100	1	12/22/2025 18:01	WG2662986

Metals (ICPMS) by Method 6020B

Analyte	Result (dry) mg/kg	Qualifier	MDL (dry) mg/kg	RDL (dry) mg/kg	Dilution	Analysis date / time	Batch
Arsenic	2.12		0.125	0.125	1.11	12/27/2025 21:20	WG2662275
Barium	69.9		12.5	12.5	1.11	12/27/2025 21:20	WG2662275
Cadmium	ND		0.125	0.125	1.11	12/27/2025 21:20	WG2662275
Copper	ND		12.5	12.5	1.11	12/27/2025 21:20	WG2662275
Lead	ND		12.5	12.5	1.11	12/27/2025 21:20	WG2662275
Nickel	ND		12.5	12.5	1.11	12/27/2025 21:20	WG2662275
Selenium	0.302		0.125	0.125	1.11	12/27/2025 21:20	WG2662275
Silver	ND		0.623	0.623	1.11	12/27/2025 21:20	WG2662275
Zinc	ND		62.3	62.3	1.11	12/27/2025 21:20	WG2662275

1 Cp

2 Tc

3 Ss

4 Cn

5 Sr

6 Qc

7 Gl

8 Al

9 Sc

Calculated Results

Analyte	Result	Qualifier	Dilution	Analysis date / time	Batch
Sodium Adsorption Ratio	1.69		1	12/23/2025 12:45	WG2662982

Total Solids by Method 2540 G-2011

Analyte	Result %	Qualifier	Dilution	Analysis date / time	Batch
Total Solids	89.4		1	12/22/2025 16:06	WG2662196

Wet Chemistry by Method 7199

Analyte	Result (dry) mg/kg	Qualifier	MDL (dry) mg/kg	RDL (dry) mg/kg	Dilution	Analysis date / time	Batch
Hexavalent Chromium	ND		0.224	0.224	1	12/23/2025 19:10	WG2663373

Wet Chemistry by Method 9045D (S-1.10)

Analyte	Result su	Qualifier	Dilution	Analysis date / time	Batch
pH	8.14		1	12/23/2025 14:46	WG2664190

Sample Narrative:

L1929190-10 WG2664190: 8.14 at 19.9C

Wet Chemistry by Method 9050AMod (S-1.20)

Analyte	Result	Units	Qualifier	RDL	Dilution	Analysis date / time	Batch
Specific Conductance	237	umhos/cm		10.0	1	12/23/2025 19:00	WG2664207

Sample Narrative:

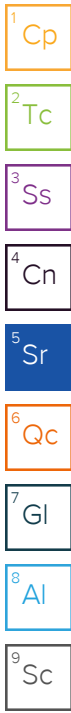
L1929190-10 WG2664207: at 25C

Metals (ICP) by Method 6010D (S-7.10)

Analyte	Result mg/l	Qualifier	MDL mg/l	RDL mg/l	Dilution	Analysis date / time	Batch
Hot Water Sol. Boron	ND		0.0199	0.100	1	12/22/2025 18:04	WG2662986

Metals (ICPMS) by Method 6020B

Analyte	Result (dry) mg/kg	Qualifier	MDL (dry) mg/kg	RDL (dry) mg/kg	Dilution	Analysis date / time	Batch
Arsenic	1.45		0.114	0.114	1.02	12/27/2025 21:23	WG2662275
Barium	41.2		11.4	11.4	1.02	12/27/2025 21:23	WG2662275
Cadmium	ND		0.114	0.114	1.02	12/27/2025 21:23	WG2662275
Copper	ND		11.4	11.4	1.02	12/27/2025 21:23	WG2662275
Lead	ND		11.4	11.4	1.02	12/27/2025 21:23	WG2662275
Nickel	ND		11.4	11.4	1.02	12/27/2025 21:23	WG2662275
Selenium	0.324		0.114	0.114	1.02	12/27/2025 21:23	WG2662275
Silver	ND		0.570	0.570	1.02	12/27/2025 21:23	WG2662275
Zinc	ND		57.0	57.0	1.02	12/27/2025 21:23	WG2662275



Calculated Results

Analyte	Result	Qualifier	Dilution	Analysis date / time	Batch
Sodium Adsorption Ratio	1.09		1	12/23/2025 12:48	WG2662982

Total Solids by Method 2540 G-2011

Analyte	Result %	Qualifier	Dilution	Analysis date / time	Batch
Total Solids	85.6		1	12/22/2025 16:06	WG2662196

Wet Chemistry by Method 7199

Analyte	Result (dry) mg/kg	Qualifier	MDL (dry) mg/kg	RDL (dry) mg/kg	Dilution	Analysis date / time	Batch
Hexavalent Chromium	ND		0.234	0.234	1	12/23/2025 19:21	WG2663373

Wet Chemistry by Method 9045D (S-1.10)

Analyte	Result su	Qualifier	Dilution	Analysis date / time	Batch
pH	7.90		1	12/23/2025 14:46	WG2664190

Sample Narrative:

L1929190-11 WG2664190: 7.9 at 19.7C

Wet Chemistry by Method 9050AMod (S-1.20)

Analyte	Result	Units	Qualifier	RDL	Dilution	Analysis date / time	Batch
Specific Conductance	274	umhos/cm		10.0	1	12/23/2025 19:00	WG2664207

Sample Narrative:

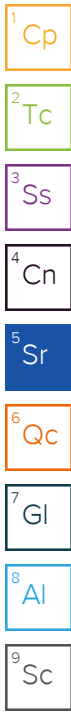
L1929190-11 WG2664207: at 25C

Metals (ICP) by Method 6010D (S-7.10)

Analyte	Result mg/l	Qualifier	MDL mg/l	RDL mg/l	Dilution	Analysis date / time	Batch
Hot Water Sol. Boron	ND		0.0199	0.100	1	12/22/2025 18:07	WG2662986

Metals (ICPMS) by Method 6020B

Analyte	Result (dry) mg/kg	Qualifier	MDL (dry) mg/kg	RDL (dry) mg/kg	Dilution	Analysis date / time	Batch
Arsenic	1.53		0.117	0.117	1	12/27/2025 21:27	WG2662275
Barium	39.2		11.7	11.7	1	12/27/2025 21:27	WG2662275
Cadmium	ND		0.117	0.117	1	12/27/2025 21:27	WG2662275
Copper	ND		11.7	11.7	1	12/27/2025 21:27	WG2662275
Lead	ND		11.7	11.7	1	12/27/2025 21:27	WG2662275
Nickel	ND		11.7	11.7	1	12/27/2025 21:27	WG2662275
Selenium	0.282		0.117	0.117	1	12/27/2025 21:27	WG2662275
Silver	ND		0.584	0.584	1	12/27/2025 21:27	WG2662275
Zinc	ND		58.4	58.4	1	12/27/2025 21:27	WG2662275



Calculated Results

Analyte	Result	Qualifier	Dilution	Analysis date / time	Batch
Sodium Adsorption Ratio	0.802		1	12/23/2025 12:50	WG2662982

Total Solids by Method 2540 G-2011

Analyte	Result %	Qualifier	Dilution	Analysis date / time	Batch
Total Solids	81.6		1	12/22/2025 16:06	WG2662196

Wet Chemistry by Method 7199

Analyte	Result (dry) mg/kg	Qualifier	MDL (dry) mg/kg	RDL (dry) mg/kg	Dilution	Analysis date / time	Batch
Hexavalent Chromium	ND		0.245	0.245	1	12/23/2025 19:32	WG2663373

Wet Chemistry by Method 9045D (S-1.10)

Analyte	Result su	Qualifier	Dilution	Analysis date / time	Batch
pH	8.08		1	12/23/2025 14:46	WG2664190

Sample Narrative:

L1929190-12 WG2664190: 8.08 at 20C

Wet Chemistry by Method 9050AMod (S-1.20)

Analyte	Result	Units	Qualifier	RDL	Dilution	Analysis date / time	Batch
Specific Conductance	157	umhos/cm		10.0	1	12/23/2025 19:00	WG2664207

Sample Narrative:

L1929190-12 WG2664207: at 25C

Metals (ICP) by Method 6010D (S-7.10)

Analyte	Result mg/l	Qualifier	MDL mg/l	RDL mg/l	Dilution	Analysis date / time	Batch
Hot Water Sol. Boron	ND		0.0199	0.100	1	12/22/2025 18:10	WG2662986

Metals (ICPMS) by Method 6020B

Analyte	Result (dry) mg/kg	Qualifier	MDL (dry) mg/kg	RDL (dry) mg/kg	Dilution	Analysis date / time	Batch
Arsenic	1.68		0.122	0.122	1	12/27/2025 21:30	WG2662275
Barium	35.5		12.2	12.2	1	12/27/2025 21:30	WG2662275
Cadmium	ND		0.122	0.122	1	12/27/2025 21:30	WG2662275
Copper	ND		12.2	12.2	1	12/27/2025 21:30	WG2662275
Lead	ND		12.2	12.2	1	12/27/2025 21:30	WG2662275
Nickel	ND		12.2	12.2	1	12/27/2025 21:30	WG2662275
Selenium	0.322		0.122	0.122	1	12/27/2025 21:30	WG2662275
Silver	ND		0.612	0.612	1	12/27/2025 21:30	WG2662275
Zinc	ND		61.2	61.2	1	12/27/2025 21:30	WG2662275

1 Cp

2 Tc

3 Ss

4 Cn

5 Sr

6 Qc

7 Gl

8 Al

9 Sc

Calculated Results

Analyte	Result	Qualifier	Dilution	Analysis date / time	Batch
Sodium Adsorption Ratio	2.42		1	12/23/2025 12:53	WG2662982

Total Solids by Method 2540 G-2011

Analyte	Result %	Qualifier	Dilution	Analysis date / time	Batch
Total Solids	89.8		1	12/22/2025 16:06	WG2662196

Wet Chemistry by Method 7199

Analyte	Result (dry) mg/kg	Qualifier	MDL (dry) mg/kg	RDL (dry) mg/kg	Dilution	Analysis date / time	Batch
Hexavalent Chromium	ND		0.223	0.223	1	12/23/2025 19:43	WG2663373

Wet Chemistry by Method 9045D (S-1.10)

Analyte	Result su	Qualifier	Dilution	Analysis date / time	Batch
pH	7.56		1	12/23/2025 14:46	WG2664190

Sample Narrative:

L1929190-13 WG2664190: 7.56 at 20.3C

Wet Chemistry by Method 9050AMod (S-1.20)

Analyte	Result	Units	Qualifier	RDL	Dilution	Analysis date / time	Batch
Specific Conductance	293	umhos/cm		10.0	1	12/23/2025 19:00	WG2664207

Sample Narrative:

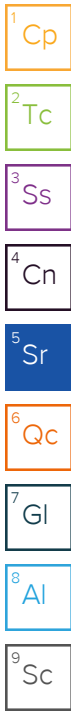
L1929190-13 WG2664207: at 25C

Metals (ICP) by Method 6010D (S-7.10)

Analyte	Result mg/l	Qualifier	MDL mg/l	RDL mg/l	Dilution	Analysis date / time	Batch
Hot Water Sol. Boron	ND		0.0199	0.100	1	12/22/2025 18:14	WG2662986

Metals (ICPMS) by Method 6020B

Analyte	Result (dry) mg/kg	Qualifier	MDL (dry) mg/kg	RDL (dry) mg/kg	Dilution	Analysis date / time	Batch
Arsenic	2.40		0.111	0.111	1	12/27/2025 21:33	WG2662275
Barium	73.2		11.1	11.1	1	12/27/2025 21:33	WG2662275
Cadmium	ND		0.111	0.111	1	12/27/2025 21:33	WG2662275
Copper	ND		11.1	11.1	1	12/27/2025 21:33	WG2662275
Lead	ND		11.1	11.1	1	12/27/2025 21:33	WG2662275
Nickel	ND		11.1	11.1	1	12/27/2025 21:33	WG2662275
Selenium	0.438		0.111	0.111	1	12/27/2025 21:33	WG2662275
Silver	ND		0.557	0.557	1	12/27/2025 21:33	WG2662275
Zinc	ND		55.7	55.7	1	12/27/2025 21:33	WG2662275



Calculated Results

Analyte	Result	Qualifier	Dilution	Analysis date / time	Batch
Sodium Adsorption Ratio	1.76		1	12/23/2025 12:55	WG2662982

Total Solids by Method 2540 G-2011

Analyte	Result	Qualifier	Dilution	Analysis date / time	Batch
Total Solids	88.2		1	12/22/2025 09:17	WG2662273

Wet Chemistry by Method 7199

Analyte	Result (dry)	Qualifier	MDL (dry)	RDL (dry)	Dilution	Analysis date / time	Batch
Hexavalent Chromium	mg/kg		mg/kg	mg/kg	1	12/23/2025 19:54	WG2663373
	ND		0.227	0.227			

Wet Chemistry by Method 9045D (S-1.10)

Analyte	Result	Qualifier	Dilution	Analysis date / time	Batch
pH	su		1	12/23/2025 14:46	WG2664190
	8.17				

Sample Narrative:

L1929190-14 WG2664190: 8.17 at 20.3C

Wet Chemistry by Method 9050AMod (S-1.20)

Analyte	Result	Units	Qualifier	RDL	Dilution	Analysis date / time	Batch
Specific Conductance	179	umhos/cm		10.0	1	12/23/2025 19:00	WG2664207

Sample Narrative:

L1929190-14 WG2664207: at 25C

Metals (ICP) by Method 6010D (S-7.10)

Analyte	Result	Qualifier	MDL	RDL	Dilution	Analysis date / time	Batch
Hot Water Sol. Boron	mg/l		mg/l	mg/l	1	12/22/2025 18:17	WG2662986
	ND		0.0199	0.100			

Metals (ICPMS) by Method 6020B

Analyte	Result (dry)	Qualifier	MDL (dry)	RDL (dry)	Dilution	Analysis date / time	Batch
Arsenic	mg/kg		mg/kg	mg/kg	1.02	12/26/2025 14:30	WG2662652
Barium	48.4		11.6	11.6	1.02	12/26/2025 14:30	WG2662652
Cadmium	ND		0.116	0.116	1.02	12/26/2025 14:30	WG2662652
Copper	ND		11.6	11.6	1.02	12/26/2025 14:30	WG2662652
Lead	ND		11.6	11.6	1.02	12/26/2025 14:30	WG2662652
Nickel	ND		11.6	11.6	1.02	12/26/2025 14:30	WG2662652
Selenium	0.150		0.116	0.116	1.02	12/26/2025 14:30	WG2662652
Silver	ND		0.578	0.578	1.02	12/26/2025 14:30	WG2662652
Zinc	ND		57.8	57.8	1.02	12/26/2025 14:30	WG2662652

1 Cp

2 Tc

3 Ss

4 Cn

5 Sr

6 Qc

7 Gl

8 Al

9 Sc

Calculated Results

Analyte	Result	Qualifier	Dilution	Analysis date / time	Batch
Sodium Adsorption Ratio	0.930		1	12/23/2025 12:58	WG2662982

Total Solids by Method 2540 G-2011

Analyte	Result %	Qualifier	Dilution	Analysis date / time	Batch
Total Solids	87.3		1	12/22/2025 09:17	WG2662273

Wet Chemistry by Method 7199

Analyte	Result (dry) mg/kg	Qualifier	MDL (dry) mg/kg	RDL (dry) mg/kg	Dilution	Analysis date / time	Batch
Hexavalent Chromium	ND		0.229	0.229	1	12/23/2025 20:38	WG2663373

Wet Chemistry by Method 9045D (S-1.10)

Analyte	Result su	Qualifier	Dilution	Analysis date / time	Batch
pH	7.94		1	12/23/2025 14:46	WG2664190

Sample Narrative:

L1929190-15 WG2664190: 7.94 at 20.1C

Wet Chemistry by Method 9050AMod (S-1.20)

Analyte	Result	Units	Qualifier	RDL	Dilution	Analysis date / time	Batch
Specific Conductance	200	umhos/cm		10.0	1	12/23/2025 19:00	WG2664207

Sample Narrative:

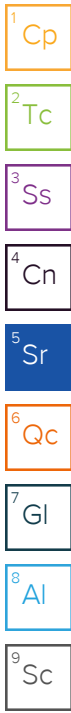
L1929190-15 WG2664207: at 25C

Metals (ICP) by Method 6010D (S-7.10)

Analyte	Result mg/l	Qualifier	MDL mg/l	RDL mg/l	Dilution	Analysis date / time	Batch
Hot Water Sol. Boron	ND		0.0199	0.100	1	12/22/2025 18:20	WG2662986

Metals (ICPMS) by Method 6020B

Analyte	Result (dry) mg/kg	Qualifier	MDL (dry) mg/kg	RDL (dry) mg/kg	Dilution	Analysis date / time	Batch
Arsenic	1.92		0.117	0.117	1.02	12/26/2025 14:33	WG2662652
Barium	49.4		11.7	11.7	1.02	12/26/2025 14:33	WG2662652
Cadmium	ND		0.117	0.117	1.02	12/26/2025 14:33	WG2662652
Copper	ND		11.7	11.7	1.02	12/26/2025 14:33	WG2662652
Lead	ND		11.7	11.7	1.02	12/26/2025 14:33	WG2662652
Nickel	ND		11.7	11.7	1.02	12/26/2025 14:33	WG2662652
Selenium	0.159		0.117	0.117	1.02	12/26/2025 14:33	WG2662652
Silver	ND		0.584	0.584	1.02	12/26/2025 14:33	WG2662652
Zinc	ND		58.4	58.4	1.02	12/26/2025 14:33	WG2662652



Calculated Results

Analyte	Result	Qualifier	Dilution	Analysis date / time	Batch
Sodium Adsorption Ratio	0.654		1	12/23/2025 13:01	WG2662982

Total Solids by Method 2540 G-2011

Analyte	Result %	Qualifier	Dilution	Analysis date / time	Batch
Total Solids	86.8		1	12/22/2025 14:03	WG2662276

Wet Chemistry by Method 7199

Analyte	Result (dry) mg/kg	Qualifier	MDL (dry) mg/kg	RDL (dry) mg/kg	Dilution	Analysis date / time	Batch
Hexavalent Chromium	ND		0.230	0.230	1	12/23/2025 20:49	WG2663373

Wet Chemistry by Method 9045D (S-1.10)

Analyte	Result su	Qualifier	Dilution	Analysis date / time	Batch
pH	8.01		1	12/23/2025 14:46	WG2664190

Sample Narrative:

L1929190-16 WG2664190: 8.01 at 19.8C

Wet Chemistry by Method 9050AMod (S-1.20)

Analyte	Result	Units	Qualifier	RDL	Dilution	Analysis date / time	Batch
Specific Conductance	145	umhos/cm		10.0	1	12/23/2025 19:00	WG2664207

Sample Narrative:

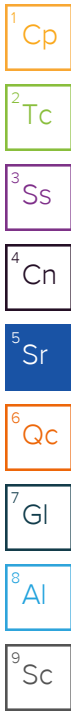
L1929190-16 WG2664207: at 25C

Metals (ICP) by Method 6010D (S-7.10)

Analyte	Result mg/l	Qualifier	MDL mg/l	RDL mg/l	Dilution	Analysis date / time	Batch
Hot Water Sol. Boron	ND		0.0199	0.100	1	12/22/2025 18:23	WG2662986

Metals (ICPMS) by Method 6020B

Analyte	Result (dry) mg/kg	Qualifier	MDL (dry) mg/kg	RDL (dry) mg/kg	Dilution	Analysis date / time	Batch
Arsenic	1.73		0.115	0.115	1	12/26/2025 14:36	WG2662652
Barium	71.8		11.5	11.5	1	12/26/2025 14:36	WG2662652
Cadmium	ND		0.115	0.115	1	12/26/2025 14:36	WG2662652
Copper	ND		11.5	11.5	1	12/26/2025 14:36	WG2662652
Lead	ND		11.5	11.5	1	12/26/2025 14:36	WG2662652
Nickel	ND		11.5	11.5	1	12/26/2025 14:36	WG2662652
Selenium	ND		0.115	0.115	1	12/26/2025 14:36	WG2662652
Silver	ND		0.576	0.576	1	12/26/2025 14:36	WG2662652
Zinc	ND		57.6	57.6	1	12/26/2025 14:36	WG2662652



Calculated Results

Analyte	Result	Qualifier	Dilution	Analysis date / time	Batch
Sodium Adsorption Ratio	1.85		1	12/23/2025 13:03	WG2662982

Total Solids by Method 2540 G-2011

Analyte	Result %	Qualifier	Dilution	Analysis date / time	Batch
Total Solids	95.1		1	12/22/2025 14:03	WG2662276

Wet Chemistry by Method 7199

Analyte	Result (dry) mg/kg	Qualifier	MDL (dry) mg/kg	RDL (dry) mg/kg	Dilution	Analysis date / time	Batch
Hexavalent Chromium	ND		0.210	0.210	1	12/23/2025 21:00	WG2663373

Wet Chemistry by Method 9045D (S-1.10)

Analyte	Result su	Qualifier	Dilution	Analysis date / time	Batch
pH	8.44		1	12/23/2025 14:46	WG2664190

Sample Narrative:

L1929190-17 WG2664190: 8.44 at 19.9C

Wet Chemistry by Method 9050AMod (S-1.20)

Analyte	Result	Units	Qualifier	RDL	Dilution	Analysis date / time	Batch
Specific Conductance	218	umhos/cm		10.0	1	12/23/2025 19:00	WG2664207

Sample Narrative:

L1929190-17 WG2664207: at 25C

Metals (ICP) by Method 6010D (S-7.10)

Analyte	Result mg/l	Qualifier	MDL mg/l	RDL mg/l	Dilution	Analysis date / time	Batch
Hot Water Sol. Boron	0.0223	J	0.0199	0.100	1	12/22/2025 18:26	WG2662986

Metals (ICPMS) by Method 6020B

Analyte	Result (dry) mg/kg	Qualifier	MDL (dry) mg/kg	RDL (dry) mg/kg	Dilution	Analysis date / time	Batch
Arsenic	1.68		0.107	0.107	1.02	12/26/2025 14:39	WG2662652
Barium	50.7		10.7	10.7	1.02	12/26/2025 14:39	WG2662652
Cadmium	ND		0.107	0.107	1.02	12/26/2025 14:39	WG2662652
Copper	ND		10.7	10.7	1.02	12/26/2025 14:39	WG2662652
Lead	ND		10.7	10.7	1.02	12/26/2025 14:39	WG2662652
Nickel	ND		10.7	10.7	1.02	12/26/2025 14:39	WG2662652
Selenium	0.188		0.107	0.107	1.02	12/26/2025 14:39	WG2662652
Silver	ND		0.536	0.536	1.02	12/26/2025 14:39	WG2662652
Zinc	ND		53.6	53.6	1.02	12/26/2025 14:39	WG2662652

1 Cp

2 Tc

3 Ss

4 Cn

5 Sr

6 Qc

7 Gl

8 Al

9 Sc

Calculated Results

Analyte	Result	Qualifier	Dilution	Analysis date / time	Batch
Sodium Adsorption Ratio	1.66		1	12/23/2025 13:06	WG2662982

Total Solids by Method 2540 G-2011

Analyte	Result %	Qualifier	Dilution	Analysis date / time	Batch
Total Solids	94.4		1	12/22/2025 14:03	WG2662276

Wet Chemistry by Method 7199

Analyte	Result (dry) mg/kg	Qualifier	MDL (dry) mg/kg	RDL (dry) mg/kg	Dilution	Analysis date / time	Batch
Hexavalent Chromium	ND		0.212	0.212	1	12/23/2025 21:12	WG2663373

Wet Chemistry by Method 9045D (S-1.10)

Analyte	Result su	Qualifier	Dilution	Analysis date / time	Batch
pH	8.30		1	12/23/2025 14:46	WG2664190

Sample Narrative:

L1929190-18 WG2664190: 8.3 at 19.9C

Wet Chemistry by Method 9050AMod (S-1.20)

Analyte	Result	Units	Qualifier	RDL	Dilution	Analysis date / time	Batch
Specific Conductance	172	umhos/cm		10.0	1	12/23/2025 19:00	WG2664207

Sample Narrative:

L1929190-18 WG2664207: at 25C

Metals (ICP) by Method 6010D (S-7.10)

Analyte	Result mg/l	Qualifier	MDL mg/l	RDL mg/l	Dilution	Analysis date / time	Batch
Hot Water Sol. Boron	ND		0.0199	0.100	1	12/22/2025 17:05	WG2662986

Metals (ICPMS) by Method 6020B

Analyte	Result (dry) mg/kg	Qualifier	MDL (dry) mg/kg	RDL (dry) mg/kg	Dilution	Analysis date / time	Batch
Arsenic	1.77		0.106	0.106	1	12/21/2025 19:21	WG2662672
Barium	38.7		10.6	10.6	1	12/21/2025 19:21	WG2662672
Cadmium	ND		0.106	0.106	1	12/21/2025 19:21	WG2662672
Copper	ND		10.6	10.6	1	12/21/2025 19:21	WG2662672
Lead	ND		10.6	10.6	1	12/21/2025 19:21	WG2662672
Nickel	ND		10.6	10.6	1	12/21/2025 19:21	WG2662672
Selenium	0.816		0.106	0.106	1	12/21/2025 19:21	WG2662672
Silver	ND		0.529	0.529	1	12/21/2025 19:21	WG2662672
Zinc	ND		52.9	52.9	1	12/21/2025 19:21	WG2662672

1 Cp

2 Tc

3 Ss

4 Cn

5 Sr

6 Qc

7 Gl

8 Al

9 Sc

Calculated Results

Analyte	Result	Qualifier	Dilution	Analysis date / time	Batch
Sodium Adsorption Ratio	1.36		1	12/23/2025 13:08	WG2662982

Total Solids by Method 2540 G-2011

Analyte	Result %	Qualifier	Dilution	Analysis date / time	Batch
Total Solids	91.2		1	12/22/2025 14:03	WG2662276

Wet Chemistry by Method 7199

Analyte	Result (dry) mg/kg	Qualifier	MDL (dry) mg/kg	RDL (dry) mg/kg	Dilution	Analysis date / time	Batch
Hexavalent Chromium	ND		0.219	0.219	1	12/23/2025 21:23	WG2663373

Wet Chemistry by Method 9045D (S-1.10)

Analyte	Result su	Qualifier	Dilution	Analysis date / time	Batch
pH	7.87		1	12/23/2025 14:46	WG2664190

Sample Narrative:

L1929190-19 WG2664190: 7.87 at 20.7C

Wet Chemistry by Method 9050AMod (S-1.20)

Analyte	Result	Units	Qualifier	RDL	Dilution	Analysis date / time	Batch
Specific Conductance	322	umhos/cm		10.0	1	12/23/2025 19:00	WG2664207

Sample Narrative:

L1929190-19 WG2664207: at 25C

Metals (ICP) by Method 6010D (S-7.10)

Analyte	Result mg/l	Qualifier	MDL mg/l	RDL mg/l	Dilution	Analysis date / time	Batch
Hot Water Sol. Boron	ND		0.0199	0.100	1	12/22/2025 17:08	WG2662986

Metals (ICPMS) by Method 6020B

Analyte	Result (dry) mg/kg	Qualifier	MDL (dry) mg/kg	RDL (dry) mg/kg	Dilution	Analysis date / time	Batch
Arsenic	1.85		0.110	0.110	1	12/21/2025 19:24	WG2662672
Barium	34.0		11.0	11.0	1	12/21/2025 19:24	WG2662672
Cadmium	0.268		0.110	0.110	1	12/21/2025 19:24	WG2662672
Copper	ND		11.0	11.0	1	12/21/2025 19:24	WG2662672
Lead	ND		11.0	11.0	1	12/21/2025 19:24	WG2662672
Nickel	ND		11.0	11.0	1	12/21/2025 19:24	WG2662672
Selenium	0.933		0.110	0.110	1	12/21/2025 19:24	WG2662672
Silver	ND		0.548	0.548	1	12/21/2025 19:24	WG2662672
Zinc	ND		54.8	54.8	1	12/21/2025 19:24	WG2662672

1 Cp

2 Tc

3 Ss

4 Cn

5 Sr

6 Qc

7 Gl

8 Al

9 Sc

Calculated Results

Analyte	Result	Qualifier	Dilution	Analysis date / time	Batch
Sodium Adsorption Ratio	0.837		1	12/23/2025 12:06	WG2662982

Total Solids by Method 2540 G-2011

Analyte	Result %	Qualifier	Dilution	Analysis date / time	Batch
Total Solids	81.0		1	12/22/2025 14:03	WG2662276

Wet Chemistry by Method 7199

Analyte	Result (dry) mg/kg	Qualifier	MDL (dry) mg/kg	RDL (dry) mg/kg	Dilution	Analysis date / time	Batch
Hexavalent Chromium	ND		0.247	0.247	1	12/23/2025 21:34	WG2663373

Wet Chemistry by Method 9045D (S-1.10)

Analyte	Result su	Qualifier	Dilution	Analysis date / time	Batch
pH	8.25		1	12/23/2025 14:46	WG2664190

Sample Narrative:

L1929190-20 WG2664190: 8.25 at 19.4C

Wet Chemistry by Method 9050AMod (S-1.20)

Analyte	Result	Units	Qualifier	RDL	Dilution	Analysis date / time	Batch
Specific Conductance	179	umhos/cm		10.0	1	12/23/2025 19:00	WG2664207

Sample Narrative:

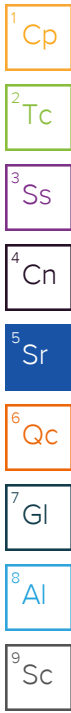
L1929190-20 WG2664207: at 25C

Metals (ICP) by Method 6010D (S-7.10)

Analyte	Result mg/l	Qualifier	MDL mg/l	RDL mg/l	Dilution	Analysis date / time	Batch
Hot Water Sol. Boron	ND		0.0199	0.100	1	12/22/2025 17:11	WG2662986

Metals (ICPMS) by Method 6020B

Analyte	Result (dry) mg/kg	Qualifier	MDL (dry) mg/kg	RDL (dry) mg/kg	Dilution	Analysis date / time	Batch
Arsenic	2.01		0.131	0.131	1.06	12/21/2025 19:27	WG2662672
Barium	39.9		13.1	13.1	1.06	12/21/2025 19:27	WG2662672
Cadmium	ND		0.131	0.131	1.06	12/21/2025 19:27	WG2662672
Copper	ND		13.1	13.1	1.06	12/21/2025 19:27	WG2662672
Lead	ND		13.1	13.1	1.06	12/21/2025 19:27	WG2662672
Nickel	ND		13.1	13.1	1.06	12/21/2025 19:27	WG2662672
Selenium	0.767		0.131	0.131	1.06	12/21/2025 19:27	WG2662672
Silver	ND		0.654	0.654	1.06	12/21/2025 19:27	WG2662672
Zinc	ND		65.4	65.4	1.06	12/21/2025 19:27	WG2662672



Calculated Results

Analyte	Result	Qualifier	Dilution	Analysis date / time	Batch
Sodium Adsorption Ratio	2.50		1	12/25/2025 04:06	WG2664856

Total Solids by Method 2540 G-2011

Analyte	Result %	Qualifier	Dilution	Analysis date / time	Batch
Total Solids	87.0		1	12/22/2025 14:03	WG2662276

Wet Chemistry by Method 7199

Analyte	Result (dry) mg/kg	Qualifier	MDL (dry) mg/kg	RDL (dry) mg/kg	Dilution	Analysis date / time	Batch
Hexavalent Chromium	ND		0.230	0.230	1	12/27/2025 16:55	WG2663955

Wet Chemistry by Method 9045D (S-1.10)

Analyte	Result su	Qualifier	Dilution	Analysis date / time	Batch
pH	7.69		1	12/25/2025 23:25	WG2665229

Sample Narrative:

L1929190-21 WG2665229: 7.69 at 19.8C

Wet Chemistry by Method 9050AMod (S-1.20)

Analyte	Result	Units	Qualifier	RDL	Dilution	Analysis date / time	Batch
Specific Conductance	499	umhos/cm		10.0	1	12/26/2025 14:54	WG2665300

Sample Narrative:

L1929190-21 WG2665300: at 25C

Metals (ICP) by Method 6010D (S-7.10)

Analyte	Result mg/l	Qualifier	MDL mg/l	RDL mg/l	Dilution	Analysis date / time	Batch
Hot Water Sol. Boron	0.0202	J	0.0199	0.100	1	12/24/2025 17:02	WG2664887

Metals (ICPMS) by Method 6020B

Analyte	Result (dry) mg/kg	Qualifier	MDL (dry) mg/kg	RDL (dry) mg/kg	Dilution	Analysis date / time	Batch
Arsenic	1.98		0.117	0.117	1.02	12/21/2025 19:30	WG2662672
Barium	57.8		11.7	11.7	1.02	12/21/2025 19:30	WG2662672
Cadmium	ND		0.117	0.117	1.02	12/21/2025 19:30	WG2662672
Copper	ND		11.7	11.7	1.02	12/21/2025 19:30	WG2662672
Lead	ND		11.7	11.7	1.02	12/21/2025 19:30	WG2662672
Nickel	ND		11.7	11.7	1.02	12/21/2025 19:30	WG2662672
Selenium	0.850		0.117	0.117	1.02	12/21/2025 19:30	WG2662672
Silver	ND		0.586	0.586	1.02	12/21/2025 19:30	WG2662672
Zinc	ND		58.6	58.6	1.02	12/21/2025 19:30	WG2662672

1 Cp

2 Tc

3 Ss

4 Cn

5 Sr

6 Qc

7 Gl

8 Al

9 Sc

Calculated Results

Analyte	Result	Qualifier	Dilution	Analysis date / time	Batch
Sodium Adsorption Ratio	2.09		1	12/25/2025 04:08	WG2664856

Total Solids by Method 2540 G-2011

Analyte	Result %	Qualifier	Dilution	Analysis date / time	Batch
Total Solids	91.0		1	12/22/2025 14:03	WG2662276

Wet Chemistry by Method 7199

Analyte	Result (dry) mg/kg	Qualifier	MDL (dry) mg/kg	RDL (dry) mg/kg	Dilution	Analysis date / time	Batch
Hexavalent Chromium	ND		0.220	0.220	1	12/23/2025 21:45	WG2663373

Wet Chemistry by Method 9045D (S-1.10)

Analyte	Result su	Qualifier	Dilution	Analysis date / time	Batch
pH	6.95		1	12/25/2025 23:25	WG2665229

Sample Narrative:

L1929190-22 WG2665229: 6.95 at 19.8C

Wet Chemistry by Method 9050AMod (S-1.20)

Analyte	Result	Units	Qualifier	RDL	Dilution	Analysis date / time	Batch
Specific Conductance	446	umhos/cm		10.0	1	12/26/2025 14:54	WG2665300

Sample Narrative:

L1929190-22 WG2665300: at 25C

Metals (ICP) by Method 6010D (S-7.10)

Analyte	Result mg/l	Qualifier	MDL mg/l	RDL mg/l	Dilution	Analysis date / time	Batch
Hot Water Sol. Boron	ND		0.0199	0.100	1	12/24/2025 17:05	WG2664887

Metals (ICPMS) by Method 6020B

Analyte	Result (dry) mg/kg	Qualifier	MDL (dry) mg/kg	RDL (dry) mg/kg	Dilution	Analysis date / time	Batch
Arsenic	2.21		0.112	0.112	1.02	12/21/2025 19:33	WG2662672
Barium	61.5		11.2	11.2	1.02	12/21/2025 19:33	WG2662672
Cadmium	ND		0.112	0.112	1.02	12/21/2025 19:33	WG2662672
Copper	ND		11.2	11.2	1.02	12/21/2025 19:33	WG2662672
Lead	ND		11.2	11.2	1.02	12/21/2025 19:33	WG2662672
Nickel	ND		11.2	11.2	1.02	12/21/2025 19:33	WG2662672
Selenium	0.828		0.112	0.112	1.02	12/21/2025 19:33	WG2662672
Silver	ND		0.561	0.561	1.02	12/21/2025 19:33	WG2662672
Zinc	ND		56.1	56.1	1.02	12/21/2025 19:33	WG2662672

1 Cp

2 Tc

3 Ss

4 Cn

5 Sr

6 Qc

7 Gl

8 Al

9 Sc

Calculated Results

Analyte	Result	Qualifier	Dilution	Analysis date / time	Batch
Sodium Adsorption Ratio	1.37		1	12/25/2025 04:11	WG2664856

Total Solids by Method 2540 G-2011

Analyte	Result %	Qualifier	Dilution	Analysis date / time	Batch
Total Solids	89.7		1	12/22/2025 14:03	WG2662276

Wet Chemistry by Method 7199

Analyte	Result (dry) mg/kg	Qualifier	MDL (dry) mg/kg	RDL (dry) mg/kg	Dilution	Analysis date / time	Batch
Hexavalent Chromium	ND		0.223	0.223	1	12/23/2025 21:56	WG2663373

Wet Chemistry by Method 9045D (S-1.10)

Analyte	Result su	Qualifier	Dilution	Analysis date / time	Batch
pH	7.55		1	12/25/2025 23:25	WG2665229

Sample Narrative:

L1929190-23 WG2665229: 7.55 at 19.8C

Wet Chemistry by Method 9050AMod (S-1.20)

Analyte	Result	Units	Qualifier	RDL	Dilution	Analysis date / time	Batch
Specific Conductance	541	umhos/cm		10.0	1	12/26/2025 14:54	WG2665300

Sample Narrative:

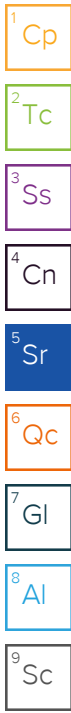
L1929190-23 WG2665300: at 25C

Metals (ICP) by Method 6010D (S-7.10)

Analyte	Result mg/l	Qualifier	MDL mg/l	RDL mg/l	Dilution	Analysis date / time	Batch
Hot Water Sol. Boron	0.0219	J	0.0199	0.100	1	12/24/2025 17:08	WG2664887

Metals (ICPMS) by Method 6020B

Analyte	Result (dry) mg/kg	Qualifier	MDL (dry) mg/kg	RDL (dry) mg/kg	Dilution	Analysis date / time	Batch
Arsenic	1.97		0.111	0.111	1	12/21/2025 18:56	WG2662672
Barium	57.0		11.1	11.1	1	12/21/2025 18:56	WG2662672
Cadmium	ND		0.111	0.111	1	12/21/2025 18:56	WG2662672
Copper	ND		11.1	11.1	1	12/21/2025 18:56	WG2662672
Lead	ND		11.1	11.1	1	12/21/2025 18:56	WG2662672
Nickel	ND		11.1	11.1	1	12/21/2025 18:56	WG2662672
Selenium	0.834		0.111	0.111	1	12/21/2025 18:56	WG2662672
Silver	ND		0.557	0.557	1	12/21/2025 18:56	WG2662672
Zinc	ND	J5	55.7	55.7	1	12/21/2025 18:56	WG2662672



Calculated Results

Analyte	Result	Qualifier	Dilution	Analysis date / time	Batch
Sodium Adsorption Ratio	1.33		1	12/25/2025 04:14	WG2664856

Total Solids by Method 2540 G-2011

Analyte	Result	Qualifier	Dilution	Analysis date / time	Batch
Total Solids	85.2		1	12/22/2025 14:03	WG2662276

Wet Chemistry by Method 7199

Analyte	Result (dry)	Qualifier	MDL (dry)	RDL (dry)	Dilution	Analysis date / time	Batch
Hexavalent Chromium	mg/kg		mg/kg	mg/kg	1	12/29/2025 16:48	WG2663420
	ND		0.235	0.235			

Wet Chemistry by Method 9045D (S-1.10)

Analyte	Result	Qualifier	Dilution	Analysis date / time	Batch
pH	su		1	12/25/2025 23:25	WG2665229
	7.88				

Sample Narrative:

L1929190-24 WG2665229: 7.88 at 20.1C

Wet Chemistry by Method 9050AMod (S-1.20)

Analyte	Result	Units	Qualifier	RDL	Dilution	Analysis date / time	Batch
Specific Conductance	356	umhos/cm		10.0	1	12/26/2025 14:54	WG2665300

Sample Narrative:

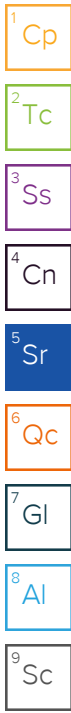
L1929190-24 WG2665300: at 25C

Metals (ICP) by Method 6010D (S-7.10)

Analyte	Result	Qualifier	MDL	RDL	Dilution	Analysis date / time	Batch
Hot Water Sol. Boron	mg/l		mg/l	mg/l	1	12/24/2025 17:11	WG2664887
	ND		0.0199	0.100			

Metals (ICPMS) by Method 6020B

Analyte	Result (dry)	Qualifier	MDL (dry)	RDL (dry)	Dilution	Analysis date / time	Batch
Arsenic	mg/kg		mg/kg	mg/kg	1.06	12/21/2025 19:36	WG2662672
Barium	2.26		0.124	0.124	1.06	12/21/2025 19:36	WG2662672
Cadmium	56.6		12.4	12.4	1.06	12/21/2025 19:36	WG2662672
Copper	ND		0.124	0.124	1.06	12/21/2025 19:36	WG2662672
Lead	ND		12.4	12.4	1.06	12/21/2025 19:36	WG2662672
Nickel	ND		12.4	12.4	1.06	12/21/2025 19:36	WG2662672
Selenium	0.954		0.124	0.124	1.06	12/21/2025 19:36	WG2662672
Silver	ND		0.622	0.622	1.06	12/21/2025 19:36	WG2662672
Zinc	ND		62.2	62.2	1.06	12/21/2025 19:36	WG2662672



Method Blank (MB)

(MB) R4318157-1 12/23/25 09:02

Analyte	MB Result	MB Qualifier	MB MDL	MB RDL
	%		%	%
Total Solids	0.000			

1 Cp

2 Tc

3 Ss

L1929129-16 Original Sample (OS) • Duplicate (DUP)

(OS) L1929129-16 12/23/25 09:02 • (DUP) R4318157-3 12/23/25 09:02

Analyte	Original Result	DUP Result	Dilution	DUP RPD	DUP Qualifier	DUP RPD Limits
	%	%		%		%
Total Solids	86.4	86.5	1	0.219		10

4 Cn

5 Sr

Laboratory Control Sample (LCS)

(LCS) R4318157-2 12/23/25 09:02

Analyte	Spike Amount	LCS Result	LCS Rec.	Rec. Limits	LCS Qualifier
	%	%	%	%	
Total Solids	50.0	50.0	100	90.0-110	

6 Qc

7 Gl

8 Al

9 Sc

Method Blank (MB)

(MB) R4317844-1 12/22/25 16:06

Analyte	MB Result	MB Qualifier	MB MDL	MB RDL
	%		%	%
Total Solids	0.00100			

¹Cp

²Tc

³Ss

L1929237-04 Original Sample (OS) • Duplicate (DUP)

(OS) L1929237-04 12/22/25 16:06 • (DUP) R4317844-3 12/22/25 16:06

Analyte	Original Result	DUP Result	Dilution	DUP RPD	DUP Qualifier	DUP RPD Limits
	%	%		%		%
Total Solids	83.6	83.8	1	0.276		10

⁴Cn

⁵Sr

Laboratory Control Sample (LCS)

(LCS) R4317844-2 12/22/25 16:06

Analyte	Spike Amount	LCS Result	LCS Rec.	Rec. Limits	LCS Qualifier
	%	%	%	%	
Total Solids	50.0	50.0	100	90.0-110	

⁶Qc

⁷Gl

⁸Al

⁹Sc

Method Blank (MB)

(MB) R4317604-1 12/22/25 09:17

Analyte	MB Result	MB Qualifier	MB MDL	MB RDL
	%		%	%
Total Solids	0.00200			

1 Cp

2 Tc

3 Ss

L1929190-14 Original Sample (OS) • Duplicate (DUP)

(OS) L1929190-14 12/22/25 09:17 • (DUP) R4317604-3 12/22/25 09:17

Analyte	Original Result	DUP Result	Dilution	DUP RPD	DUP Qualifier	DUP RPD Limits
	%	%		%		%
Total Solids	88.2	88.3	1	0.0461		10

4 Cn

5 Sr

Laboratory Control Sample (LCS)

(LCS) R4317604-2 12/22/25 09:17

Analyte	Spike Amount	LCS Result	LCS Rec.	Rec. Limits	LCS Qualifier
	%	%	%	%	
Total Solids	50.0	50.0	100	90.0-110	

6 Qc

7 Gl

8 Al

9 Sc

Method Blank (MB)

(MB) R4317832-1 12/22/25 14:03

Analyte	MB Result	MB Qualifier	MB MDL	MB RDL
	%		%	%
Total Solids	0.00200			

1 Cp

2 Tc

3 Ss

L1929190-24 Original Sample (OS) • Duplicate (DUP)

(OS) L1929190-24 12/22/25 14:03 • (DUP) R4317832-3 12/22/25 14:03

Analyte	Original Result	DUP Result	Dilution	DUP RPD	DUP Qualifier	DUP RPD Limits
	%	%		%		%
Total Solids	85.2	85.4	1	0.206		10

4 Cn

5 Sr

6 Qc

Laboratory Control Sample (LCS)

(LCS) R4317832-2 12/22/25 14:03

Analyte	Spike Amount	LCS Result	LCS Rec.	Rec. Limits	LCS Qualifier
	%	%	%	%	
Total Solids	50.0	50.1	100	90.0-110	

7 Gl

8 Al

9 Sc

Method Blank (MB)

(MB) R4318595-1 12/23/25 16:07

Analyte	MB Result	MB Qualifier	MB MDL	MB RDL
Hexavalent Chromium	ND		0.200	0.200

¹Cp

²Tc

³Ss

⁴Cn

⁵Sr

⁶Qc

⁷Gl

⁸Al

⁹Sc

L1929097-24 Original Sample (OS) • Duplicate (DUP)

(OS) L1929097-24 12/27/25 12:06 • (DUP) R4319440-1 12/27/25 12:17

Analyte	Original Result (dry)	DUP Result (dry)	Dilution	DUP RPD	DUP Qualifier	DUP RPD Limits
Hexavalent Chromium	ND	ND	1	0.000		20

L1929129-16 Original Sample (OS) • Duplicate (DUP)

(OS) L1929129-16 12/27/25 15:03 • (DUP) R4319440-2 12/27/25 15:14

Analyte	Original Result (dry)	DUP Result (dry)	Dilution	DUP RPD	DUP Qualifier	DUP RPD Limits
Hexavalent Chromium	ND	ND	1	0.000		20

Laboratory Control Sample (LCS)

(LCS) R4318595-2 12/23/25 16:18

Analyte	Spike Amount	LCS Result	LCS Rec.	Rec. Limits	LCS Qualifier
Hexavalent Chromium	10.0	10.1	101	80.0-120	

L1929097-21 Original Sample (OS) • Matrix Spike (MS) • Matrix Spike Duplicate (MSD)

(OS) L1929097-21 12/23/25 16:29 • (MS) R4318595-3 12/23/25 16:40 • (MSD) R4318595-4 12/23/25 16:51

Analyte	Spike Amount (dry)	Original Result (dry)	MS Result (dry)	MSD Result (dry)	MS Rec.	MSD Rec.	Dilution	Rec. Limits	MS Qualifier	MSD Qualifier	RPD	RPD Limits
Hexavalent Chromium	20.7	ND	21.0	20.5	102	98.9	1	75.0-125			2.59	20

L1929097-21 Original Sample (OS) • Matrix Spike (MS)

(OS) L1929097-21 12/23/25 16:29 • (MS) R4318595-5 12/23/25 17:03

Analyte	Spike Amount (dry) mg/kg	Original Result (dry) mg/kg	MS Result (dry) mg/kg	MS Rec. %	Dilution	Rec. Limits %	<u>MS Qualifier</u>
Hexavalent Chromium	656	ND	751	114	50	75.0-125	

¹Cp

²Tc

³Ss

⁴Cn

⁵Sr

⁶Qc

⁷Gl

⁸Al

⁹Sc

Method Blank (MB)

(MB) R4318444-1 12/23/25 16:13

Analyte	MB Result	MB Qualifier	MB MDL	MB RDL
Hexavalent Chromium	ND		0.200	0.200

¹Cp

²Tc

³Ss

⁴Cn

⁵Sr

⁶Qc

⁷Gl

⁸Al

⁹Sc

L1929190-05 Original Sample (OS) • Duplicate (DUP)

(OS) L1929190-05 12/23/25 17:41 • (DUP) R4318444-7 12/23/25 17:52

Analyte	Original Result (dry)	DUP Result (dry)	Dilution	DUP RPD	DUP Qualifier	DUP RPD Limits
Hexavalent Chromium	0.225	0.223	1	1.23		20

L1929190-14 Original Sample (OS) • Duplicate (DUP)

(OS) L1929190-14 12/23/25 19:54 • (DUP) R4318444-8 12/23/25 20:05

Analyte	Original Result (dry)	DUP Result (dry)	Dilution	DUP RPD	DUP Qualifier	DUP RPD Limits
Hexavalent Chromium	ND	ND	1	0.000		20

Laboratory Control Sample (LCS)

(LCS) R4318444-2 12/23/25 16:24

Analyte	Spike Amount	LCS Result	LCS Rec.	Rec. Limits	LCS Qualifier
Hexavalent Chromium	10.0	10.0	100	80.0-120	

L1928775-24 Original Sample (OS) • Matrix Spike (MS) • Matrix Spike Duplicate (MSD)

(OS) L1928775-24 12/23/25 16:35 • (MS) R4318444-3 12/23/25 16:46 • (MSD) R4318444-4 12/23/25 16:57

Analyte	Spike Amount (dry)	Original Result (dry)	MS Result (dry)	MSD Result (dry)	MS Rec.	MSD Rec.	Dilution	Rec. Limits	MS Qualifier	MSD Qualifier	RPD	RPD Limits
Hexavalent Chromium	20.9	ND	20.7	20.4	98.8	97.4	1	75.0-125			1.42	20

L1928775-24 Original Sample (OS) • Matrix Spike (MS)

(OS) L1928775-24 12/23/25 16:35 • (MS) R4318444-6 12/23/25 17:19

Analyte	Spike Amount (dry) mg/kg	Original Result (dry) mg/kg	MS Result (dry) mg/kg	MS Rec. %	Dilution	Rec. Limits %	MS Qualifier
Hexavalent Chromium	20.9	ND	20.5	97.9	1	75.0-125	

L1928775-24 Original Sample (OS) • Matrix Spike (MS)

(OS) L1928775-24 12/23/25 16:35 • (MS) R4318444-9 12/23/25 17:08

Analyte	Spike Amount (dry) mg/kg	Original Result (dry) mg/kg	MS Result (dry) mg/kg	MS Rec. %	Dilution	Rec. Limits %	MS Qualifier
Hexavalent Chromium	663	ND	1140	172	50	75.0-125	<u>J5</u>

¹Cp

²Tc

³Ss

⁴Cn

⁵Sr

⁶Qc

⁷Gl

⁸Al

⁹Sc

Method Blank (MB)

(MB) R4320077-1 12/29/25 13:07

Analyte	MB Result	MB Qualifier	MB MDL	MB RDL
Hexavalent Chromium	ND		0.200	0.200

¹Cp

²Tc

³Ss

⁴Cn

⁵Sr

⁶Qc

⁷Gl

⁸Al

⁹Sc

L1929186-03 Original Sample (OS) • Duplicate (DUP)

(OS) L1929186-03 12/29/25 13:40 • (DUP) R4320077-3 12/29/25 13:51

Analyte	Original Result (dry)	DUP Result (dry)	Dilution	DUP RPD	DUP Qualifier	DUP RPD Limits
Hexavalent Chromium	ND	ND	1	0.000		20

L1929190-24 Original Sample (OS) • Duplicate (DUP)

(OS) L1929190-24 12/29/25 16:48 • (DUP) R4320077-8 12/29/25 16:59

Analyte	Original Result (dry)	DUP Result (dry)	Dilution	DUP RPD	DUP Qualifier	DUP RPD Limits
Hexavalent Chromium	ND	ND	1	0.000		20

Laboratory Control Sample (LCS)

(LCS) R4320077-2 12/29/25 13:18

Analyte	Spike Amount	LCS Result	LCS Rec.	Rec. Limits	LCS Qualifier
Hexavalent Chromium	10.0	10.1	101	80.0-120	

L1929186-06 Original Sample (OS) • Matrix Spike (MS) • Matrix Spike Duplicate (MSD)

(OS) L1929186-06 12/29/25 14:25 • (MS) R4320077-4 12/29/25 14:36 • (MSD) R4320077-5 12/29/25 14:47

Analyte	Spike Amount (dry)	Original Result (dry)	MS Result (dry)	MSD Result (dry)	MS Rec.	MSD Rec.	Dilution	Rec. Limits	MS Qualifier	MSD Qualifier	RPD	RPD Limits
Hexavalent Chromium	22.6	ND	16.7	11.1	73.7	49.2	1	75.0-125	J6	J3 J6	39.9	20

L1929186-06 Original Sample (OS) • Matrix Spike (MS)

(OS) L1929186-06 12/29/25 14:25 • (MS) R4320077-6 12/29/25 15:20

Analyte	Spike Amount (dry) mg/kg	Original Result (dry) mg/kg	MS Result (dry) mg/kg	MS Rec. %	Dilution	Rec. Limits %	<u>MS Qualifier</u>
Hexavalent Chromium	713	ND	656	92.1	50	75.0-125	

- ¹Cp
- ²Tc
- ³Ss
- ⁴Cn
- ⁵Sr
- ⁶Qc
- ⁷Gl
- ⁸Al
- ⁹Sc

Method Blank (MB)

(MB) R4319779-1 12/28/25 09:24

Analyte	MB Result	MB Qualifier	MB MDL	MB RDL
Hexavalent Chromium	ND		0.200	0.200

1 Cp

2 Tc

3 Ss

4 Cn

5 Sr

6 Qc

7 Gl

8 Al

9 Sc

L1929232-03 Original Sample (OS) • Duplicate (DUP)

(OS) L1929232-03 12/28/25 10:41 • (DUP) R4319779-7 12/28/25 10:52

Analyte	Original Result (dry)	DUP Result (dry)	Dilution	DUP RPD	DUP Qualifier	DUP RPD Limits
Hexavalent Chromium	ND	ND	1	0.000		20

L1929237-17 Original Sample (OS) • Duplicate (DUP)

(OS) L1929237-17 12/28/25 13:17 • (DUP) R4319779-8 12/28/25 13:50

Analyte	Original Result (dry)	DUP Result (dry)	Dilution	DUP RPD	DUP Qualifier	DUP RPD Limits
Hexavalent Chromium	ND	ND	1	0.000		20

Laboratory Control Sample (LCS)

(LCS) R4319779-2 12/28/25 09:35

Analyte	Spike Amount	LCS Result	LCS Rec.	Rec. Limits	LCS Qualifier
Hexavalent Chromium	10.0	10.4	104	80.0-120	

L1929190-01 Original Sample (OS) • Matrix Spike (MS) • Matrix Spike Duplicate (MSD)

(OS) L1929190-01 12/28/25 09:46 • (MS) R4319779-3 12/28/25 09:57 • (MSD) R4319779-4 12/28/25 10:08

Analyte	Spike Amount (dry)	Original Result (dry)	MS Result (dry)	MSD Result (dry)	MS Rec.	MSD Rec.	Dilution	Rec. Limits	MS Qualifier	MSD Qualifier	RPD	RPD Limits
Hexavalent Chromium	22.3	ND	22.4	21.7	100	97.2	1	75.0-125			3.20	20

L1929190-01 Original Sample (OS) • Matrix Spike (MS)

(OS) L1929190-01 12/28/25 09:46 • (MS) R4319779-5 12/28/25 10:19

Analyte	Spike Amount (dry) mg/kg	Original Result (dry) mg/kg	MS Result (dry) mg/kg	MS Rec. %	Dilution	Rec. Limits %	MS Qualifier
Hexavalent Chromium	718	ND	533	74.3	50	75.0-125	<u>J6</u>

¹Cp

²Tc

³Ss

⁴Cn

⁵Sr

⁶Qc

⁷Gl

⁸Al

⁹Sc

Method Blank (MB)

(MB) R4320093-1 12/27/25 14:12

Analyte	MB Result	MB Qualifier	MB MDL	MB RDL
Hexavalent Chromium	mg/kg		mg/kg	mg/kg
Hexavalent Chromium	ND		0.200	0.200

¹Cp

²Tc

³Ss

⁴Cn

⁵Sr

⁶Qc

⁷Gl

⁸Al

⁹Sc

L1929237-06 Original Sample (OS) • Duplicate (DUP)

(OS) L1929237-06 12/27/25 18:01 • (DUP) R4320093-7 12/27/25 18:34

Analyte	Original Result (dry)	DUP Result (dry)	Dilution	DUP RPD	DUP Qualifier	DUP RPD Limits
Hexavalent Chromium	mg/kg	mg/kg	%	%		%
Hexavalent Chromium	ND	ND	1	0.000		20

L1929237-14 Original Sample (OS) • Duplicate (DUP)

(OS) L1929237-14 12/27/25 18:45 • (DUP) R4320093-8 12/27/25 18:56

Analyte	Original Result (dry)	DUP Result (dry)	Dilution	DUP RPD	DUP Qualifier	DUP RPD Limits
Hexavalent Chromium	mg/kg	mg/kg	%	%		%
Hexavalent Chromium	ND	ND	1	0.000		20

Laboratory Control Sample (LCS)

(LCS) R4320093-2 12/27/25 14:22

Analyte	Spike Amount	LCS Result	LCS Rec.	Rec. Limits	LCS Qualifier
Hexavalent Chromium	mg/kg	mg/kg	%	%	
Hexavalent Chromium	10.0	9.34	93.4	80.0-120	

L1929190-21 Original Sample (OS) • Matrix Spike (MS) • Matrix Spike Duplicate (MSD)

(OS) L1929190-21 12/27/25 16:55 • (MS) R4320093-3 12/27/25 17:06 • (MSD) R4320093-4 12/27/25 17:17

Analyte	Spike Amount (dry)	Original Result (dry)	MS Result (dry)	MSD Result (dry)	MS Rec.	MSD Rec.	Dilution	Rec. Limits	MS Qualifier	MSD Qualifier	RPD	RPD Limits
Hexavalent Chromium	mg/kg	mg/kg	mg/kg	mg/kg	%	%		%			%	%
Hexavalent Chromium	23.0	ND	19.1	20.5	83.1	89.0	1	75.0-125			6.84	20

L1929190-21 Original Sample (OS) • Matrix Spike (MS)

(OS) L1929190-21 12/27/25 16:55 • (MS) R4320093-5 12/27/25 17:28

Analyte	Spike Amount (dry) mg/kg	Original Result (dry) mg/kg	MS Result (dry) mg/kg	MS Rec. %	Dilution	Rec. Limits %	<u>MS Qualifier</u>
Hexavalent Chromium	737	ND	735	99.7	50	75.0-125	

¹Cp

²Tc

³Ss

⁴Cn

⁵Sr

⁶Qc

⁷Gl

⁸Al

⁹Sc

L1929190-01 Original Sample (OS) • Duplicate (DUP)

(OS) L1929190-01 12/23/25 14:46 • (DUP) R4318227-2 12/23/25 14:46

Analyte	Original Result	DUP Result	Dilution	DUP RPD	DUP Qualifier	DUP RPD Limits
su	su	su		%		%
pH	7.82	7.81	1	0.128		1

Sample Narrative:

OS: 7.82 at 19.5C
DUP: 7.81 at 19.5C

L1929190-20 Original Sample (OS) • Duplicate (DUP)

(OS) L1929190-20 12/23/25 14:46 • (DUP) R4318227-3 12/23/25 14:46

Analyte	Original Result	DUP Result	Dilution	DUP RPD	DUP Qualifier	DUP RPD Limits
su	su	su		%		%
pH	8.25	8.21	1	0.486		1

Sample Narrative:

OS: 8.25 at 19.4C
DUP: 8.21 at 19.6C

Laboratory Control Sample (LCS)

(LCS) R4318227-1 12/23/25 14:46

Analyte	Spike Amount	LCS Result	LCS Rec.	Rec. Limits	LCS Qualifier
su	su	su	%	%	
pH	10.0	10.0	100	99.0-101	

Sample Narrative:

LCS: 10 at 18.6C

¹Cp

²Tc

³Ss

⁴Cn

⁵Sr

⁶Qc

⁷Gl

⁸Al

⁹Sc

L1929190-21 Original Sample (OS) • Duplicate (DUP)

(OS) L1929190-21 12/25/25 23:25 • (DUP) R4318966-2 12/25/25 23:25

Analyte	Original Result	DUP Result	Dilution	DUP RPD	DUP Qualifier	DUP RPD Limits
	su	su		%		%
pH	7.69	7.67	1	0.260		1

Sample Narrative:

OS: 7.69 at 19.8C
DUP: 7.67 at 20.2C

L1929237-22 Original Sample (OS) • Duplicate (DUP)

(OS) L1929237-22 12/25/25 23:25 • (DUP) R4318966-3 12/25/25 23:25

Analyte	Original Result	DUP Result	Dilution	DUP RPD	DUP Qualifier	DUP RPD Limits
	su	su		%		%
pH	8.40	8.38	1	0.238		1

Sample Narrative:

OS: 8.4 at 18.7C
DUP: 8.38 at 19.2C

Laboratory Control Sample (LCS)

(LCS) R4318966-1 12/25/25 23:25

Analyte	Spike Amount	LCS Result	LCS Rec.	Rec. Limits	LCS Qualifier
	su	su	%	%	
pH	10.0	10.0	100	99.0-101	

Sample Narrative:

LCS: 10.02 at 19.1C

¹Cp

²Tc

³Ss

⁴Cn

⁵Sr

⁶Qc

⁷Gl

⁸Al

⁹Sc

Method Blank (MB)

(MB) R4318393-1 12/23/25 19:00

Analyte	MB Result	MB Qualifier	MB MDL	MB RDL
Specific Conductance	umhos/cm		umhos/cm	umhos/cm
Specific Conductance	ND		10.0	10.0

Sample Narrative:

BLANK: at 25C

L1929190-02 Original Sample (OS) • Duplicate (DUP)

(OS) L1929190-02 12/23/25 19:00 • (DUP) R4318393-3 12/23/25 19:00

Analyte	Original Result	DUP Result	Dilution	DUP RPD	DUP Qualifier	DUP RPD Limits
Specific Conductance	umhos/cm	umhos/cm		%		%
Specific Conductance	260	259	1	0.193		20

Sample Narrative:

OS: at 25C

DUP: at 25C

L1929190-19 Original Sample (OS) • Duplicate (DUP)

(OS) L1929190-19 12/23/25 19:00 • (DUP) R4318393-4 12/23/25 19:00

Analyte	Original Result	DUP Result	Dilution	DUP RPD	DUP Qualifier	DUP RPD Limits
Specific Conductance	umhos/cm	umhos/cm		%		%
Specific Conductance	322	319	1	0.936		20

Sample Narrative:

OS: at 25C

DUP: at 25C

Laboratory Control Sample (LCS)

(LCS) R4318393-2 12/23/25 19:00

Analyte	Spike Amount	LCS Result	LCS Rec.	Rec. Limits	LCS Qualifier
Specific Conductance	umhos/cm	umhos/cm	%	%	
Specific Conductance	483	487	101	90.0-110	

Sample Narrative:

LCS: at 25C



Method Blank (MB)

(MB) R4319236-1 12/26/25 14:54

Analyte	MB Result	MB Qualifier	MB MDL	MB RDL
Specific Conductance	ND		10.0	10.0

Sample Narrative:

BLANK: at 25C

L1929190-22 Original Sample (OS) • Duplicate (DUP)

(OS) L1929190-22 12/26/25 14:54 • (DUP) R4319236-3 12/26/25 14:54

Analyte	Original Result	DUP Result	Dilution	DUP RPD	DUP Qualifier	DUP RPD Limits
Specific Conductance	446	467	1	4.47		20

Sample Narrative:

OS: at 25C
DUP: at 25C

L1929237-21 Original Sample (OS) • Duplicate (DUP)

(OS) L1929237-21 12/26/25 14:54 • (DUP) R4319236-4 12/26/25 14:54

Analyte	Original Result	DUP Result	Dilution	DUP RPD	DUP Qualifier	DUP RPD Limits
Specific Conductance	882	898	1	1.74		20

Sample Narrative:

OS: at 25C
DUP: at 25C

Laboratory Control Sample (LCS)

(LCS) R4319236-2 12/26/25 14:54

Analyte	Spike Amount	LCS Result	LCS Rec.	Rec. Limits	LCS Qualifier
Specific Conductance	483	470	97.4	90.0-110	

Sample Narrative:

LCS: at 25C

¹Cp

²Tc

³Ss

⁴Cn

⁵Sr

⁶Qc

⁷Gl

⁸Al

⁹Sc

Method Blank (MB)

(MB) R4317733-1 12/22/25 17:20

Analyte	MB Result mg/l	MB Qualifier	MB MDL mg/l	MB RDL mg/l
Hot Water Sol. Boron	ND		0.0199	0.100

Laboratory Control Sample (LCS) • Laboratory Control Sample Duplicate (LCSD)

(LCS) R4317733-2 12/22/25 17:23 • (LCSD) R4317733-3 12/22/25 17:27

Analyte	Spike Amount mg/l	LCS Result mg/l	LCSD Result mg/l	LCS Rec. %	LCSD Rec. %	Rec. Limits %	LCS Qualifier	LCSD Qualifier	RPD %	RPD Limits %
Hot Water Sol. Boron	1.00	0.968	0.977	96.8	97.7	80.0-120			0.928	20

- 1 Cp
- 2 Tc
- 3 Ss
- 4 Cn
- 5 Sr
- 6 Qc
- 7 Gl
- 8 Al
- 9 Sc

Method Blank (MB)

(MB) R4318900-1 12/24/25 16:52

Analyte	MB Result mg/l	MB Qualifier	MB MDL mg/l	MB RDL mg/l
Hot Water Sol. Boron	ND		0.0199	0.100

Laboratory Control Sample (LCS) • Laboratory Control Sample Duplicate (LCSD)

(LCS) R4318900-2 12/24/25 16:56 • (LCSD) R4318900-3 12/24/25 16:59

Analyte	Spike Amount mg/l	LCS Result mg/l	LCSD Result mg/l	LCS Rec. %	LCSD Rec. %	Rec. Limits %	LCS Qualifier	LCSD Qualifier	RPD %	RPD Limits %
Hot Water Sol. Boron	1.00	1.01	1.04	101	104	80.0-120			3.72	20

- ¹Cp
- ²Tc
- ³Ss
- ⁴Cn
- ⁵Sr
- ⁶Qc
- ⁷Gl
- ⁸Al
- ⁹Sc

Method Blank (MB)

(MB) R4319459-1 12/27/25 18:40

Analyte	MB Result mg/kg	MB Qualifier	MB MDL mg/kg	MB RDL mg/kg
Arsenic	ND		0.100	0.100
Barium	ND		10.0	10.0
Cadmium	ND		0.100	0.100
Copper	ND		10.0	10.0
Lead	ND		10.0	10.0
Nickel	ND		10.0	10.0
Selenium	ND		0.100	0.100
Silver	ND		0.500	0.500
Zinc	ND		50.0	50.0

¹Cp

²Tc

³Ss

⁴Cn

⁵Sr

⁶Qc

Laboratory Control Sample (LCS)

(LCS) R4319459-2 12/27/25 18:43

Analyte	Spike Amount mg/kg	LCS Result mg/kg	LCS Rec. %	Rec. Limits %	LCS Qualifier
Arsenic	100	102	102	80.0-120	
Barium	100	98.9	98.9	80.0-120	
Cadmium	100	107	107	80.0-120	
Copper	100	104	104	80.0-120	
Lead	100	99.3	99.3	80.0-120	
Nickel	100	108	108	80.0-120	
Selenium	100	103	103	80.0-120	
Silver	20.0	20.9	104	80.0-120	
Zinc	100	104	104	80.0-120	

⁷Gl

⁸Al

⁹Sc

L1929190-05 Original Sample (OS) • Matrix Spike (MS) • Matrix Spike Duplicate (MSD)

(OS) L1929190-05 12/27/25 18:47 • (MS) R4319459-5 12/27/25 18:56 • (MSD) R4319459-6 12/27/25 19:00

Analyte	Spike Amount (dry) mg/kg	Original Result (dry) mg/kg	MS Result (dry) mg/kg	MSD Result (dry) mg/kg	MS Rec. %	MSD Rec. %	Dilution	Rec. Limits %	MS Qualifier	MSD Qualifier	RPD %	RPD Limits %
Arsenic	110	2.47	110	122	97.8	108	1	75.0-125			9.61	20
Barium	110	76.2	179	191	93.2	104	1	75.0-125			6.60	20
Cadmium	110	0.123	111	122	100	110	1	75.0-125			9.81	20
Copper	110	ND	117	131	106	119	1	75.0-125			11.3	20
Lead	110	ND	111	124	101	112	1	75.0-125			10.3	20
Nickel	110	ND	123	133	111	120	1	75.0-125			8.02	20
Selenium	110	0.390	110	122	99.6	110	1	75.0-125			9.58	20
Silver	22.1	ND	22.4	24.4	101	110	1	75.0-125			8.62	20

L1929190-05 Original Sample (OS) • Matrix Spike (MS) • Matrix Spike Duplicate (MSD)

(OS) L1929190-05 12/27/25 18:47 • (MS) R4319459-5 12/27/25 18:56 • (MSD) R4319459-6 12/27/25 19:00

Analyte	Spike Amount (dry) mg/kg	Original Result (dry) mg/kg	MS Result (dry) mg/kg	MSD Result (dry) mg/kg	MS Rec. %	MSD Rec. %	Dilution	Rec. Limits %	MS Qualifier	MSD Qualifier	RPD %	RPD Limits %
Zinc	110	ND	147	157	133	142	1	75.0-125	<u>J5</u>	<u>J5</u>	6.72	20

¹Cp

²Tc

³Ss

⁴Cn

⁵Sr

⁶Qc

⁷Gl

⁸Al

⁹Sc

Method Blank (MB)

(MB) R4319234-1 12/26/25 12:08

Analyte	MB Result mg/kg	MB Qualifier	MB MDL mg/kg	MB RDL mg/kg
Arsenic	ND		0.100	0.100
Barium	ND		10.0	10.0
Cadmium	ND		0.100	0.100
Copper	ND		10.0	10.0
Lead	ND		10.0	10.0
Nickel	ND		10.0	10.0
Selenium	ND		0.100	0.100
Silver	ND		0.500	0.500
Zinc	ND		50.0	50.0

¹Cp

²Tc

³Ss

⁴Cn

⁵Sr

⁶Qc

Laboratory Control Sample (LCS)

(LCS) R4319234-2 12/26/25 12:11

Analyte	Spike Amount mg/kg	LCS Result mg/kg	LCS Rec. %	Rec. Limits %	LCS Qualifier
Arsenic	100	100	100	80.0-120	
Barium	100	96.3	96.3	80.0-120	
Cadmium	100	104	104	80.0-120	
Copper	100	109	109	80.0-120	
Lead	100	101	101	80.0-120	
Nickel	100	107	107	80.0-120	
Selenium	100	104	104	80.0-120	
Silver	20.0	20.2	101	80.0-120	
Zinc	100	101	101	80.0-120	

⁷Gl

⁸Al

⁹Sc

L1929129-16 Original Sample (OS) • Matrix Spike (MS) • Matrix Spike Duplicate (MSD)

(OS) L1929129-16 12/26/25 12:26 • (MS) R4319234-5 12/26/25 12:36 • (MSD) R4319234-6 12/26/25 12:39

Analyte	Spike Amount (dry) mg/kg	Original Result (dry) mg/kg	MS Result (dry) mg/kg	MSD Result (dry) mg/kg	MS Rec. %	MSD Rec. %	Dilution	Rec. Limits %	MS Qualifier	MSD Qualifier	RPD %	RPD Limits %
Arsenic	116	2.97	115	118	97.0	99.5	1	75.0-125			2.55	20
Barium	116	80.9	197	188	101	92.8	1	75.0-125			4.71	20
Cadmium	116	ND	119	121	103	104	1	75.0-125			1.57	20
Copper	116	ND	125	126	102	103	1	75.0-125			0.540	20
Lead	116	ND	121	123	99.0	100	1	75.0-125			1.22	20
Nickel	116	ND	125	129	101	105	1	75.0-125			2.99	20
Selenium	116	0.160	115	117	99.4	101	1	75.0-125			2.03	20
Silver	23.2	ND	23.0	23.3	99.2	100	1	75.0-125			1.29	20

L1929129-16 Original Sample (OS) • Matrix Spike (MS) • Matrix Spike Duplicate (MSD)

(OS) L1929129-16 12/26/25 12:26 • (MS) R4319234-5 12/26/25 12:36 • (MSD) R4319234-6 12/26/25 12:39

Analyte	Spike Amount (dry) mg/kg	Original Result (dry) mg/kg	MS Result (dry) mg/kg	MSD Result (dry) mg/kg	MS Rec. %	MSD Rec. %	Dilution	Rec. Limits %	MS Qualifier	MSD Qualifier	RPD %	RPD Limits %
Zinc	116	ND	143	145	99.6	101	1	75.0-125			1.24	20

¹Cp

²Tc

³Ss

⁴Cn

⁵Sr

⁶Qc

⁷Gl

⁸Al

⁹Sc

Method Blank (MB)

(MB) R4317264-1 12/21/25 18:49

Analyte	MB Result mg/kg	MB Qualifier	MB MDL mg/kg	MB RDL mg/kg
Arsenic	ND		0.100	0.100
Barium	ND		10.0	10.0
Cadmium	ND		0.100	0.100
Copper	ND		10.0	10.0
Lead	ND		10.0	10.0
Nickel	ND		10.0	10.0
Selenium	ND		0.100	0.100
Silver	ND		0.500	0.500
Zinc	ND		50.0	50.0

¹Cp

²Tc

³Ss

⁴Cn

⁵Sr

⁶Qc

Laboratory Control Sample (LCS)

(LCS) R4317264-2 12/21/25 18:52

Analyte	Spike Amount mg/kg	LCS Result mg/kg	LCS Rec. %	Rec. Limits %	LCS Qualifier
Arsenic	100	100	100	80.0-120	
Barium	100	107	107	80.0-120	
Cadmium	100	115	115	80.0-120	
Copper	100	108	108	80.0-120	
Lead	100	98.4	98.4	80.0-120	
Nickel	100	108	108	80.0-120	
Selenium	100	107	107	80.0-120	
Silver	20.0	22.1	110	80.0-120	
Zinc	100	102	102	80.0-120	

⁷Gl

⁸Al

⁹Sc

L1929190-23 Original Sample (OS) • Matrix Spike (MS) • Matrix Spike Duplicate (MSD)

(OS) L1929190-23 12/21/25 18:56 • (MS) R4317264-5 12/21/25 19:05 • (MSD) R4317264-6 12/21/25 19:08

Analyte	Spike Amount (dry) mg/kg	Original Result (dry) mg/kg	MS Result (dry) mg/kg	MSD Result (dry) mg/kg	MS Rec. %	MSD Rec. %	Dilution	Rec. Limits %	MS Qualifier	MSD Qualifier	RPD %	RPD Limits %
Arsenic	111	1.97	108	116	95.0	102	1	75.0-125			7.25	20
Barium	111	57.0	166	178	98.1	108	1	75.0-125			6.72	20
Cadmium	111	ND	122	128	109	115	1	75.0-125			5.08	20
Copper	111	ND	119	126	107	113	1	75.0-125			5.85	20
Lead	111	ND	107	117	96.3	105	1	75.0-125			8.76	20
Nickel	111	ND	120	131	108	117	1	75.0-125			8.45	20
Selenium	111	0.834	113	120	100	107	1	75.0-125			6.67	20
Silver	22.3	ND	23.5	24.7	105	111	1	75.0-125			5.09	20

L1929190-23 Original Sample (OS) • Matrix Spike (MS) • Matrix Spike Duplicate (MSD)

(OS) L1929190-23 12/21/25 18:56 • (MS) R4317264-5 12/21/25 19:05 • (MSD) R4317264-6 12/21/25 19:08

Analyte	Spike Amount (dry) mg/kg	Original Result (dry) mg/kg	MS Result (dry) mg/kg	MSD Result (dry) mg/kg	MS Rec. %	MSD Rec. %	Dilution	Rec. Limits %	MS Qualifier	MSD Qualifier	RPD %	RPD Limits %
Zinc	111	ND	132	142	118	128	1	75.0-125		<u>J5</u>	7.58	20

¹Cp

²Tc

³Ss

⁴Cn

⁵Sr

⁶Qc

⁷Gl

⁸Al

⁹Sc

GLOSSARY OF TERMS

Guide to Reading and Understanding Your Laboratory Report

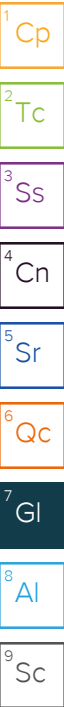
The information below is designed to better explain the various terms used in your report of analytical results from the Laboratory. This is not intended as a comprehensive explanation, and if you have additional questions please contact your project representative.

Results Disclaimer - Information that may be provided by the customer, and contained within this report, include Permit Limits, Project Name, Sample ID, Sample Matrix, Sample Preservation, Field Blanks, Field Spikes, Field Duplicates, On-Site Data, Sampling Collection Dates/Times, and Sampling Location. Results relate to the accuracy of this information provided, and as the samples are received.

Abbreviations and Definitions

(dry)	Results are reported based on the dry weight of the sample. [this will only be present on a dry report basis for soils].
MDL	Method Detection Limit.
MDL (dry)	Method Detection Limit.
ND	Not detected at the Reporting Limit (or MDL where applicable).
RDL	Reported Detection Limit.
RDL (dry)	Reported Detection Limit.
Rec.	Recovery.
RPD	Relative Percent Difference.
SDG	Sample Delivery Group.
Analyte	The name of the particular compound or analysis performed. Some Analyses and Methods will have multiple analytes reported.
Dilution	If the sample matrix contains an interfering material, the sample preparation volume or weight values differ from the standard, or if concentrations of analytes in the sample are higher than the highest limit of concentration that the laboratory can accurately report, the sample may be diluted for analysis. If a value different than 1 is used in this field, the result reported has already been corrected for this factor.
Limits	These are the target % recovery ranges or % difference value that the laboratory has historically determined as normal for the method and analyte being reported. Successful QC Sample analysis will target all analytes recovered or duplicated within these ranges.
Original Sample	The non-spiked sample in the prep batch used to determine the Relative Percent Difference (RPD) from a quality control sample. The Original Sample may not be included within the reported SDG.
Qualifier	This column provides a letter and/or number designation that corresponds to additional information concerning the result reported. If a Qualifier is present, a definition per Qualifier is provided within the Glossary and Definitions page and potentially a discussion of possible implications of the Qualifier in the Case Narrative if applicable.
Result	The actual analytical final result (corrected for any sample specific characteristics) reported for your sample. If there was no measurable result returned for a specific analyte, the result in this column may state "ND" (Not Detected) or "BDL" (Below Detectable Levels). The information in the results column should always be accompanied by either an MDL (Method Detection Limit) or RDL (Reporting Detection Limit) that defines the lowest value that the laboratory could detect or report for this analyte.
Uncertainty (Radiochemistry)	Confidence level of 2 sigma.
U (Radiochemistry)	Result + Error < MDA.
J (Radiochemistry)	Result < MDA; Result + Error > MDA.
Case Narrative (Cn)	A brief discussion about the included sample results, including a discussion of any non-conformances to protocol observed either at sample receipt by the laboratory from the field or during the analytical process. If present, there will be a section in the Case Narrative to discuss the meaning of any data qualifiers used in the report.
Quality Control Summary (Qc)	This section of the report includes the results of the laboratory quality control analyses required by procedure or analytical methods to assist in evaluating the validity of the results reported for your samples. These analyses are not being performed on your samples typically, but on laboratory generated material.
Sample Chain of Custody (Sc)	This is the document created in the field when your samples were initially collected. This is used to verify the time and date of collection, the person collecting the samples, and the analyses that the laboratory is requested to perform. This chain of custody also documents all persons (excluding commercial shippers) that have had control or possession of the samples from the time of collection until delivery to the laboratory for analysis.
Sample Results (Sr)	This section of your report will provide the results of all testing performed on your samples. These results are provided by sample ID and are separated by the analyses performed on each sample. The header line of each analysis section for each sample will provide the name and method number for the analysis reported.
Sample Summary (Ss)	This section of the Analytical Report defines the specific analyses performed for each sample ID, including the dates and times of preparation and/or analysis.

Qualifier	Description
J	The identification of the analyte is acceptable; the reported value is an estimate.
J3	The associated batch QC was outside the established quality control range for precision.
J5	The sample matrix interfered with the ability to make any accurate determination; spike value is high.
J6	The sample matrix interfered with the ability to make any accurate determination; spike value is low.
O1	The analyte failed the method required serial dilution test and/or subsequent post-spike criteria. These failures indicate matrix interference.



ACCREDITATIONS & LOCATIONS

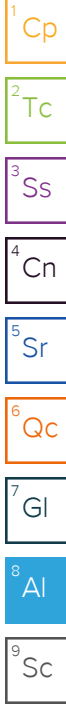
Pace Analytical National 12065 Lebanon Rd Mount Juliet, TN 37122

Alabama	40660	Nebraska	NE-OS-15-05
Alaska	17-026	Nevada	TN000032021-1
Arizona	AZ0612	New Hampshire	2975
Arkansas	88-0469	New Jersey–NELAP	TN002
California	2932	New Mexico ¹	TN00003
Colorado	TN00003	New York	11742
Connecticut	PH-0197	North Carolina	Env375
Florida	E87487	North Carolina ¹	DW21704
Georgia	NELAP	North Carolina ³	41
Georgia ¹	923	North Dakota	R-140
Idaho	TN00003	Ohio–VAP	CL0069
Illinois	200008	Oklahoma	9915
Indiana	C-TN-01	Oregon	TN200002
Iowa	364	Pennsylvania	68-02979
Kansas	E-10277	Rhode Island	LA000356
Kentucky ^{1,6}	KY90010	South Carolina	84004002
Kentucky ²	16	South Dakota	n/a
Louisiana	AI30792	Tennessee ^{1,4}	2006
Louisiana	LA018	Texas	T104704245-20-18
Maine	TN00003	Texas ⁵	LAB0152
Maryland	324	Utah	TN000032021-11
Massachusetts	M-TN003	Vermont	VT2006
Michigan	9958	Virginia	110033
Minnesota	047-999-395	Washington	C847
Mississippi	TN00003	West Virginia	233
Missouri	340	Wisconsin	998093910
Montana	CERT0086	Wyoming	A2LA
A2LA – ISO 17025	1461.01	AIHA-LAP,LLC EMLAP	100789
A2LA – ISO 17025 ⁵	1461.02	DOD	1461.01
Canada	1461.01	USDA	P330-15-00234
EPA–Crypto	TN00003		

¹ Drinking Water ² Underground Storage Tanks ³ Aquatic Toxicity ⁴ Chemical/Microbiological ⁵ Mold ⁶ Wastewater n/a Accreditation not applicable

* Not all certifications held by the laboratory are applicable to the results reported in the attached report.

* Accreditation is only applicable to the test methods specified on each scope of accreditation held by Pace Analytical.



Company Name/Address: Civitas/Tasman - CO 4725 Independence St, Wheat Ridge, Colorado 80033		Billing Information: Accounts Payable 650 Southgate Dr. Windsor, CO 80550		Pres Chk	Analysis / Container / Preservative						Chain of Custody Page 2 of 3	
---	--	--	--	-------------	-------------------------------------	--	--	--	--	--	--	--



12065 Lebanon Rd Mount Juliet, TN 37122 Submitting a sample via this chain of custody constitutes acknowledgment and acceptance of the Pace Terms and Conditions found at: <https://info.pacelabs.com/hubs/pas-standard-terms.pdf>

Project Manager: Sam Vogt / Jacob Evans	Email: svogt@tasman-geo.com / jevans@civiresources.com
---	---

Project Name: Sprague 6-4-9, 32-9	Please Circle: PT <input checked="" type="radio"/> MD CT ET
--	--

Phone: 610-405-9078	Lab Project #:	AFE# or C/C: 22237
----------------------------	----------------	------------------------------

Collected by (print): Sean Clarke Robert Shilke	Site/Facility ID #:	Billing Code #: 8523.195
--	---------------------	------------------------------------

Collected by (signature): <i>[Signature]</i>	Rush? (Lab MUST Be Notified) <input type="checkbox"/> Same Day <input type="checkbox"/> Five Day <input type="checkbox"/> Next Day <input type="checkbox"/> 5 Day (Rad Only) <input type="checkbox"/> Two Day <input type="checkbox"/> 10 Day (Rad Only) <input type="checkbox"/> Three Day	Quote # STD	Date Results Needed
---	--	-----------------------	---------------------

Immediately Packed on Ice N <input type="checkbox"/> Y <input checked="" type="checkbox"/>	# of Containers
--	-----------------

Sample ID	Comp/Grab	Matrix *	Depth	Date	Time	# of Containers
BG0806'	Grab	SS	6'	12/17/25	10:20	2
BG0807'			7'		10:25	
BG0904'			4'		10:30	
BG0905'			5'		10:35	
BG0906'			6'		10:40	
BG0907'			7'		10:45	
BG1004'			4'		10:50	
BG1005'			5'		10:55	
BG1006'			6'		11:00	
BG1007'			7'		11:05	

Full TABLE915 8ozClr-NoPres	Background TABLE915 8ozClr-NoPres	V8260 (GW TABLE915) 40mL Amb-HCl	Chloride, Sulfate 125mL HDPE-NoPres	TDS 250mL-HDPE-NoPres															
-----------------------------	-----------------------------------	----------------------------------	-------------------------------------	-----------------------	--	--	--	--	--	--	--	--	--	--	--	--	--	--	--

SDG # L1929190
Table #
Acctnum: CIVTASBCO
Template: T250702
Prelogin: P1068185
PM: 824 - Chris Ward
PB:
Shipped Via: FedEX Ground

* Matrix:
 SS - Soil AIR - Air F - Filter
 GW - Groundwater B - Bioassay
 WW - WasteWater
 DW - Drinking Water
 OT - Other

Remarks:
 pH, EC, SAR by saturated paste preparation method
 Boron by hot water soluble preparation method
 Table 915-1 Metals - As, Ba, Cd, Cu, Pb, Ni, Se, Ag, Zn, Cr VI

Samples returned via:
 UPS FedEx Courier

Tracking #

Sample Receipt Checklist


COC Seal Present/Intact: <input type="checkbox"/> NP <input checked="" type="checkbox"/> Y <input type="checkbox"/> N
COC Signed/Accurate: <input type="checkbox"/> Y <input checked="" type="checkbox"/> N
Bottles arrive intact: <input type="checkbox"/> Y <input checked="" type="checkbox"/> N
Correct bottles used: <input type="checkbox"/> Y <input checked="" type="checkbox"/> N
Sufficient volume sent: <input type="checkbox"/> Y <input checked="" type="checkbox"/> N
If Applicable
VOA Zero Headspace: <input type="checkbox"/> Y <input checked="" type="checkbox"/> N
Preservation Correct/Checked: <input type="checkbox"/> Y <input checked="" type="checkbox"/> N
RAD Screen <0.5 mR/hr: <input type="checkbox"/> Y <input checked="" type="checkbox"/> N

Relinquished by: (Signature) <i>[Signature]</i>	Date: 12/17/25	Time: 1500	Received by: (Signature) <i>[Signature]</i>	Trip Blank Received: Yes <input type="checkbox"/> No <input checked="" type="checkbox"/>
--	-----------------------	-------------------	--	--

Relinquished by: (Signature) <i>[Signature]</i>	Date: 12-17-25	Time: 18:00	Received by: (Signature) SWA	Temp: °C Bottles Received: 48
--	-----------------------	--------------------	--	--------------------------------------

Relinquished by: (Signature) <i>[Signature]</i>	Date:	Time:	Received for lab by: (Signature) <i>[Signature]</i>	Date: 12/18/25	Time: 1100	Hold:	Condition: NCF <input type="checkbox"/> OK <input checked="" type="checkbox"/>
--	-------	-------	--	-----------------------	-------------------	-------	---


[Handwritten initials]

Company Name/Address: Civitas/Tasman - CO 4725 Independence St, Wheat Ridge, Colorado 80033		Billing Information: Accounts Payable 650 Southgate Dr. Windsor, CO 80550		Pres Chk	Analysis / Container / Preservative										Chain of Custody Page 3 of 3				
Project Manager: Sam Vogt / Jacob Evans		Email: svogt@tasman-geo.com / jevans@civiresources.com			<div style="text-align: center;">  MT JULIET, TN <small>12065 Lebanon Rd Mount Juliet, TN 37122 Submitting a sample via this chain of custody constitutes acknowledgment and acceptance of the Pace Terms and Conditions found at: https://info.pacelabs.com/hubs/pas-standard-terms.pdf</small> </div>										SDG # L1929190				
Project Name: Sprague 6-4-9, 32-9		Please Circle: PT <input checked="" type="checkbox"/> M <input type="checkbox"/> CT <input type="checkbox"/> ET													Table #				
Phone: 610-405-9078		Lab Project #:		AFE# or C/C: 22237											Acctnum: CIVTASBCO				
Collected by (print): Sean Clarke Robert Shickel		Site/Facility ID #:		Billing Code #: 8523.195											Template: T250702				
Collected by (signature): <i>[Signature]</i>		Rush? (Lab MUST Be Notified) <input type="checkbox"/> Same Day <input type="checkbox"/> Five Day <input type="checkbox"/> Next Day <input type="checkbox"/> 5 Day (Rad Only) <input type="checkbox"/> Two Day <input type="checkbox"/> 10 Day (Rad Only) <input type="checkbox"/> Three Day		Quote #		Prelogin: P1068185													
Immediately Packed on Ice N <input type="checkbox"/> Y <input checked="" type="checkbox"/>		Date Results Needed STD		# of Containers		PM: 824 - Chris Ward													
Sample ID		Comp/Grab	Matrix *	Depth	Date	Time	# of Containers	Full TABLE915 8ozClr-NoPres		Background TABLE915 8ozClr-NoPres		V8260 (GW TABLE915) 40mL Amb-HCl		Chloride, Sulfate 125mL HDPE-NoPres		TDS 250mL-HDPE-NoPres		PB:	
BG11e4'	Grab	SS	4'	12/17/25	11:10	2	2	X										Shipped Via: FedEX Ground	
BG11e5'	↓	↓	5'	11:15		↓	↓											Remarks	
BG11e6'	↓	↓	6'	11:20		↓	↓											Sample # (lab only)	
BG11e7'	↓	↓	7'	11:25		↓	↓											-21	
																		22	
																		23	
																		24	
* Matrix: SS - Soil AIR - Air F - Filter GW - Groundwater B - Bioassay WW - WasteWater DW - Drinking Water OT - Other _____		Remarks: pH, EC, SAR by saturated paste preparation method Boron by hot water soluble preparation method Table 915-1 Metals - As, Ba, Cd, Cu, Pb, Ni, Se, Ag, Zn, Cr VI		Tracking #		pH _____ Temp _____ Flow _____ Other _____		Sample Receipt Checklist COC Seal Present/Intact: <input type="checkbox"/> NP <input checked="" type="checkbox"/> Y <input type="checkbox"/> N COC Signed/Accurate: <input type="checkbox"/> Y <input checked="" type="checkbox"/> N Bottles arrive intact: <input type="checkbox"/> Y <input checked="" type="checkbox"/> N Correct bottles used: <input type="checkbox"/> Y <input checked="" type="checkbox"/> N Sufficient volume sent: <input type="checkbox"/> Y <input checked="" type="checkbox"/> N If Applicable VOA Zero Headspace: <input type="checkbox"/> Y <input checked="" type="checkbox"/> N Preservation Correct/Checked: <input type="checkbox"/> Y <input checked="" type="checkbox"/> N RAD Screen <0.5 mR/hr: <input type="checkbox"/> Y <input checked="" type="checkbox"/> N											
Relinquished by: (Signature) <i>[Signature]</i>		Date: 12/17/25	Time: 1520	Received by: (Signature) <i>[Signature]</i>		Trip Blank Received: Yes/No HCL/MeOH TBR		Temp: _____ °C Bottles Received: 48		If preservation required by Login: Date/Time		Hold:		Condition: NCF <input type="checkbox"/> OK <input checked="" type="checkbox"/>					
Relinquished by: (Signature) <i>[Signature]</i>		Date: 12-17-25	Time: 12:00	Received by: (Signature) SWA		Date: 12/18/25 Time: 1100													


Multiple Parcel Form

L# L1929190

Parcel Tracking Number	Infrared Thermometer ID	Temperature Reading (°C)	Correction Factor (°C)	Corrected Temperature (°C)	Custody Seal Intact
5260EN36283531	AE	2.9	+0	2.9	Yes / No / Not Present
		0.7		0.7	Yes / No / Not Present
		0.1		0.1	Yes / No / Not Present
					Yes / No / Not Present
					Yes / No / Not Present
					Yes / No / Not Present
					Yes / No / Not Present
					Yes / No / Not Present
					Yes / No / Not Present
					Yes / No / Not Present
					Yes / No / Not Present
					Yes / No / Not Present
					Yes / No / Not Present
					Yes / No / Not Present
					Yes / No / Not Present
					Yes / No / Not Present
					Yes / No / Not Present
					Yes / No / Not Present
					Yes / No / Not Present



Name



Date