

## Civitas - CO

Sample Delivery Group: L1927791  
Samples Received: 12/13/2025  
Project Number: C001132, -1130, 1131  
Description: Pronghorn B-28

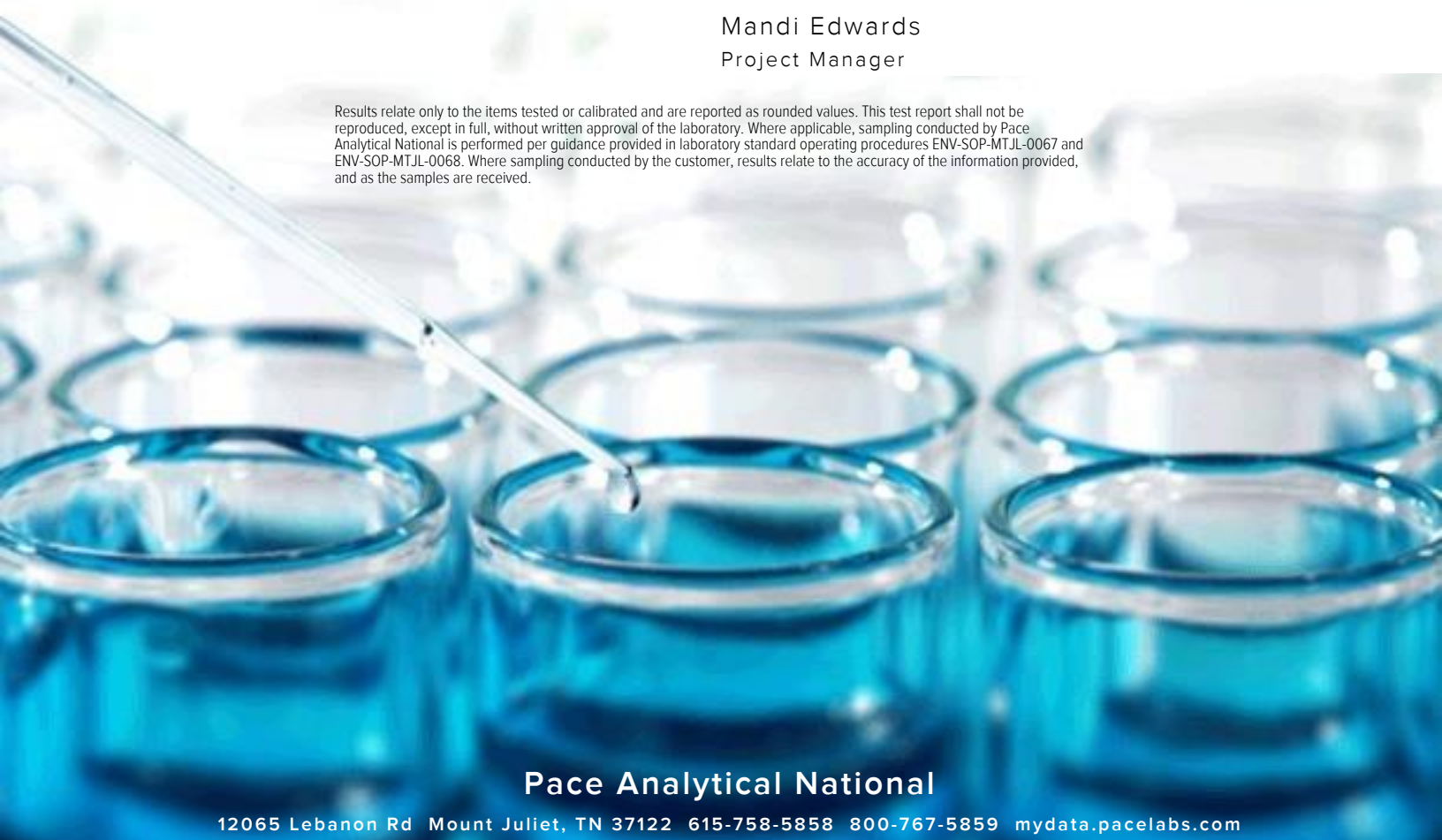
Report To: Civitas-Tasman  
4725 Independence  
Suite 100  
Wheat Ridge, CO 80033

Entire Report Reviewed By:



Mandi Edwards  
Project Manager

Results relate only to the items tested or calibrated and are reported as rounded values. This test report shall not be reproduced, except in full, without written approval of the laboratory. Where applicable, sampling conducted by Pace Analytical National is performed per guidance provided in laboratory standard operating procedures ENV-SOP-MTJL-0067 and ENV-SOP-MTJL-0068. Where sampling conducted by the customer, results relate to the accuracy of the information provided, and as the samples are received.



Pace Analytical National

12065 Lebanon Rd Mount Juliet, TN 37122 615-758-5858 800-767-5859 mydata.pacelabs.com

# TABLE OF CONTENTS

<b>Cp: Cover Page</b>	<b>1</b>
<b>Tc: Table of Contents</b>	<b>2</b>
<b>Ss: Sample Summary</b>	<b>3</b>
<b>Cn: Case Narrative</b>	<b>6</b>
<b>Sr: Sample Results</b>	<b>7</b>
<b>SEP3-B01@6" L1927791-01</b>	<b>7</b>
<b>SEP3-B02@6" L1927791-02</b>	<b>9</b>
<b>BG06@6" L1927791-03</b>	<b>11</b>
<b>BG07@6" L1927791-04</b>	<b>12</b>
<b>BG08@6" L1927791-05</b>	<b>13</b>
<b>BG09@6" L1927791-06</b>	<b>14</b>
<b>BG10@6" L1927791-07</b>	<b>15</b>
<b>Qc: Quality Control Summary</b>	<b>16</b>
<b>Total Solids by Method 2540 G-2011</b>	<b>16</b>
<b>Wet Chemistry by Method 7199</b>	<b>18</b>
<b>Wet Chemistry by Method 9045D (S-1.10)</b>	<b>19</b>
<b>Wet Chemistry by Method 9050AMod (S-1.20)</b>	<b>21</b>
<b>Metals (ICP) by Method 6010D (S-7.10)</b>	<b>23</b>
<b>Metals (ICPMS) by Method 6020B</b>	<b>24</b>
<b>Volatile Organic Compounds (GC) by Method 8015D</b>	<b>26</b>
<b>Volatile Organic Compounds (GC/MS) by Method 8260D</b>	<b>27</b>
<b>Semi-Volatile Organic Compounds (GC) by Method 8015M</b>	<b>29</b>
<b>Semi Volatile Organic Compounds (GC/MS) by Method 8270E-SIM</b>	<b>30</b>
<b>Gl: Glossary of Terms</b>	<b>32</b>
<b>Al: Accreditations &amp; Locations</b>	<b>33</b>
<b>Sc: Sample Chain of Custody</b>	<b>34</b>

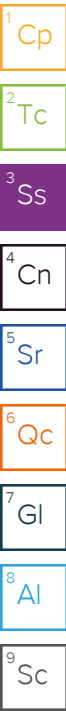


# SAMPLE SUMMARY

SEP3-B01@6" L1927791-01

Collected by AM/BL      Collected date/time 12/12/25 13:25      Received date/time 12/13/25 11:00

Method	Batch	Dilution	Preparation date/time	Analysis date/time	Analyst	Location
Calculated Results	WG2660773	1	12/18/25 00:46	12/18/25 00:46	MAP	Mt. Juliet, TN
Total Solids by Method 2540 G-2011	WG2659478	1	12/17/25 05:26	12/17/25 05:31	MT	Mt. Juliet, TN
Wet Chemistry by Method 7199	WG2660486	1	12/17/25 13:01	12/21/25 14:06	SET	Mt. Juliet, TN
Wet Chemistry by Method 9045D (S-1.10)	WG2660956	1	12/18/25 00:24	12/18/25 00:45	KRB	Mt. Juliet, TN
Wet Chemistry by Method 9050AMod (S-1.20)	WG2661071	1	12/18/25 06:50	12/18/25 15:10	AL	Mt. Juliet, TN
Wet Chemistry by Method 9045D (S-1.10)	WG2660956	1	12/18/25 00:24	12/18/25 00:45	KRB	Mt. Juliet, TN
Wet Chemistry by Method 9050AMod (S-1.20)	WG2661071	1	12/18/25 06:50	12/18/25 15:10	AL	Mt. Juliet, TN
Metals (ICP) by Method 6010D (S-7.10)	WG2660778	1	12/18/25 08:55	12/18/25 10:59	RLS	Mt. Juliet, TN
Metals (ICPMS) by Method 6020B	WG2659243	1	12/16/25 07:04	12/16/25 17:35	SJM	Mt. Juliet, TN
Metals (ICPMS) by Method 6020B	WG2659243	1	12/16/25 07:04	12/22/25 15:32	LD	Mt. Juliet, TN
Volatile Organic Compounds (GC) by Method 8015D	WG2659998	25	12/15/25 08:38	12/17/25 13:37	ACG	Mt. Juliet, TN
Volatile Organic Compounds (GC/MS) by Method 8260D	WG2659242	1	12/15/25 08:38	12/16/25 06:55	ACG	Mt. Juliet, TN
Volatile Organic Compounds (GC/MS) by Method 8260D	WG2659648	1	12/15/25 08:38	12/17/25 15:26	AEB	Mt. Juliet, TN
Semi-Volatile Organic Compounds (GC) by Method 8015M	WG2659668	1	12/21/25 08:11	12/21/25 18:13	JAS	Mt. Juliet, TN
Semi Volatile Organic Compounds (GC/MS) by Method 8270E-SIM	WG2660205	1	12/19/25 09:00	12/20/25 05:27	CMF	Mt. Juliet, TN



SEP3-B02@6" L1927791-02

Collected by AM/BL      Collected date/time 12/12/25 13:30      Received date/time 12/13/25 11:00

Method	Batch	Dilution	Preparation date/time	Analysis date/time	Analyst	Location
Calculated Results	WG2660773	1	12/18/25 00:49	12/18/25 00:49	MAP	Mt. Juliet, TN
Total Solids by Method 2540 G-2011	WG2659478	1	12/17/25 05:26	12/17/25 05:31	MT	Mt. Juliet, TN
Wet Chemistry by Method 7199	WG2660486	1	12/17/25 13:01	12/21/25 14:17	SET	Mt. Juliet, TN
Wet Chemistry by Method 9045D (S-1.10)	WG2660956	1	12/18/25 00:24	12/18/25 00:45	KRB	Mt. Juliet, TN
Wet Chemistry by Method 9050AMod (S-1.20)	WG2661071	1	12/18/25 06:50	12/18/25 15:10	AL	Mt. Juliet, TN
Wet Chemistry by Method 9045D (S-1.10)	WG2660956	1	12/18/25 00:24	12/18/25 00:45	KRB	Mt. Juliet, TN
Wet Chemistry by Method 9050AMod (S-1.20)	WG2661071	1	12/18/25 06:50	12/18/25 15:10	AL	Mt. Juliet, TN
Metals (ICP) by Method 6010D (S-7.10)	WG2660778	1	12/18/25 08:55	12/18/25 11:03	RLS	Mt. Juliet, TN
Metals (ICPMS) by Method 6020B	WG2659243	1	12/16/25 07:04	12/16/25 17:38	SJM	Mt. Juliet, TN
Metals (ICPMS) by Method 6020B	WG2659243	1	12/16/25 07:04	12/22/25 15:36	LD	Mt. Juliet, TN
Volatile Organic Compounds (GC) by Method 8015D	WG2659998	25	12/15/25 08:38	12/17/25 14:00	ACG	Mt. Juliet, TN
Volatile Organic Compounds (GC/MS) by Method 8260D	WG2659242	1	12/15/25 08:38	12/16/25 07:15	ACG	Mt. Juliet, TN
Volatile Organic Compounds (GC/MS) by Method 8260D	WG2659648	1	12/15/25 08:38	12/17/25 15:46	AEB	Mt. Juliet, TN
Semi-Volatile Organic Compounds (GC) by Method 8015M	WG2659668	1	12/21/25 08:11	12/21/25 18:27	JAS	Mt. Juliet, TN
Semi Volatile Organic Compounds (GC/MS) by Method 8270E-SIM	WG2660205	1	12/19/25 09:00	12/20/25 05:45	CMF	Mt. Juliet, TN

BG06@6" L1927791-03

Collected by AM/BL      Collected date/time 12/12/25 14:00      Received date/time 12/13/25 11:00

Method	Batch	Dilution	Preparation date/time	Analysis date/time	Analyst	Location
Calculated Results	WG2660773	1	12/18/25 00:52	12/18/25 00:52	MAP	Mt. Juliet, TN
Total Solids by Method 2540 G-2011	WG2659478	1	12/17/25 05:26	12/17/25 05:31	MT	Mt. Juliet, TN
Wet Chemistry by Method 7199	WG2660486	1	12/17/25 13:01	12/21/25 14:28	SET	Mt. Juliet, TN
Wet Chemistry by Method 9045D (S-1.10)	WG2660956	1	12/18/25 00:24	12/18/25 00:45	KRB	Mt. Juliet, TN
Wet Chemistry by Method 9050AMod (S-1.20)	WG2661071	1	12/18/25 06:50	12/18/25 15:10	AL	Mt. Juliet, TN
Wet Chemistry by Method 9045D (S-1.10)	WG2660956	1	12/18/25 00:24	12/18/25 00:45	KRB	Mt. Juliet, TN
Wet Chemistry by Method 9050AMod (S-1.20)	WG2661071	1	12/18/25 06:50	12/18/25 15:10	AL	Mt. Juliet, TN
Metals (ICP) by Method 6010D (S-7.10)	WG2660778	1	12/18/25 08:55	12/18/25 11:06	RLS	Mt. Juliet, TN
Metals (ICPMS) by Method 6020B	WG2659243	1	12/16/25 07:04	12/16/25 17:41	SJM	Mt. Juliet, TN
Metals (ICPMS) by Method 6020B	WG2659243	1	12/16/25 07:04	12/22/25 15:39	LD	Mt. Juliet, TN

# SAMPLE SUMMARY

## BG07@6" L1927791-04

Collected by  
AM/BL      Collected date/time  
12/12/25 14:02      Received date/time  
12/13/25 11:00

Method	Batch	Dilution	Preparation date/time	Analysis date/time	Analyst	Location
Calculated Results	WG2660773	1	12/18/25 00:54	12/18/25 00:54	MAP	Mt. Juliet, TN
Total Solids by Method 2540 G-2011	WG2659478	1	12/17/25 05:26	12/17/25 05:31	MT	Mt. Juliet, TN
Wet Chemistry by Method 7199	WG2660486	1	12/17/25 13:01	12/21/25 14:39	SET	Mt. Juliet, TN
Wet Chemistry by Method 9045D (S-1.10)	WG2660956	1	12/18/25 00:24	12/18/25 00:45	KRB	Mt. Juliet, TN
Wet Chemistry by Method 9050AMod (S-1.20)	WG2661071	1	12/18/25 06:50	12/18/25 15:10	AL	Mt. Juliet, TN
Wet Chemistry by Method 9045D (S-1.10)	WG2660956	1	12/18/25 00:24	12/18/25 00:45	KRB	Mt. Juliet, TN
Wet Chemistry by Method 9050AMod (S-1.20)	WG2661071	1	12/18/25 06:50	12/18/25 15:10	AL	Mt. Juliet, TN
Metals (ICP) by Method 6010D (S-7.10)	WG2660778	1	12/18/25 08:55	12/18/25 11:09	RLS	Mt. Juliet, TN
Metals (ICPMS) by Method 6020B	WG2659243	1	12/16/25 07:04	12/16/25 18:18	SJM	Mt. Juliet, TN
Metals (ICPMS) by Method 6020B	WG2659243	1	12/16/25 07:04	12/22/25 16:11	LD	Mt. Juliet, TN



## BG08@6" L1927791-05

Collected by  
AM/BL      Collected date/time  
12/12/25 14:04      Received date/time  
12/13/25 11:00

Method	Batch	Dilution	Preparation date/time	Analysis date/time	Analyst	Location
Calculated Results	WG2660773	1	12/18/25 01:02	12/18/25 01:02	MAP	Mt. Juliet, TN
Total Solids by Method 2540 G-2011	WG2659481	1	12/17/25 05:34	12/17/25 05:40	MT	Mt. Juliet, TN
Wet Chemistry by Method 7199	WG2660486	1	12/17/25 13:01	12/21/25 14:50	SET	Mt. Juliet, TN
Wet Chemistry by Method 9045D (S-1.10)	WG2660956	1	12/18/25 00:24	12/18/25 00:45	KRB	Mt. Juliet, TN
Wet Chemistry by Method 9050AMod (S-1.20)	WG2661071	1	12/18/25 06:50	12/18/25 15:10	AL	Mt. Juliet, TN
Wet Chemistry by Method 9045D (S-1.10)	WG2660956	1	12/18/25 00:24	12/18/25 00:45	KRB	Mt. Juliet, TN
Wet Chemistry by Method 9050AMod (S-1.20)	WG2661071	1	12/18/25 06:50	12/18/25 15:10	AL	Mt. Juliet, TN
Metals (ICP) by Method 6010D (S-7.10)	WG2660778	1	12/18/25 08:55	12/18/25 11:12	RLS	Mt. Juliet, TN
Metals (ICPMS) by Method 6020B	WG2659243	1.02	12/16/25 07:04	12/16/25 18:21	SJM	Mt. Juliet, TN
Metals (ICPMS) by Method 6020B	WG2659243	1.02	12/16/25 07:04	12/22/25 16:14	LD	Mt. Juliet, TN

## BG09@6" L1927791-06

Collected by  
AM/BL      Collected date/time  
12/12/25 14:06      Received date/time  
12/13/25 11:00

Method	Batch	Dilution	Preparation date/time	Analysis date/time	Analyst	Location
Calculated Results	WG2660773	1	12/18/25 01:05	12/18/25 01:05	MAP	Mt. Juliet, TN
Total Solids by Method 2540 G-2011	WG2659481	1	12/17/25 05:34	12/17/25 05:40	MT	Mt. Juliet, TN
Wet Chemistry by Method 7199	WG2660486	1	12/17/25 13:01	12/21/25 15:01	SET	Mt. Juliet, TN
Wet Chemistry by Method 9045D (S-1.10)	WG2660956	1	12/18/25 00:24	12/18/25 00:45	KRB	Mt. Juliet, TN
Wet Chemistry by Method 9050AMod (S-1.20)	WG2661071	1	12/18/25 06:50	12/18/25 15:10	AL	Mt. Juliet, TN
Wet Chemistry by Method 9045D (S-1.10)	WG2660956	1	12/18/25 00:24	12/18/25 00:45	KRB	Mt. Juliet, TN
Wet Chemistry by Method 9050AMod (S-1.20)	WG2661071	1	12/18/25 06:50	12/18/25 15:10	AL	Mt. Juliet, TN
Metals (ICP) by Method 6010D (S-7.10)	WG2660778	1	12/18/25 08:55	12/18/25 11:15	RLS	Mt. Juliet, TN
Metals (ICPMS) by Method 6020B	WG2659243	1.02	12/16/25 07:04	12/16/25 18:24	SJM	Mt. Juliet, TN
Metals (ICPMS) by Method 6020B	WG2659243	1.02	12/16/25 07:04	12/22/25 16:18	LD	Mt. Juliet, TN

## BG10@6" L1927791-07

Collected by  
AM/BL      Collected date/time  
12/12/25 14:08      Received date/time  
12/13/25 11:00

Method	Batch	Dilution	Preparation date/time	Analysis date/time	Analyst	Location
Calculated Results	WG2660773	1	12/18/25 01:07	12/18/25 01:07	MAP	Mt. Juliet, TN
Total Solids by Method 2540 G-2011	WG2659481	1	12/17/25 05:34	12/17/25 05:40	MT	Mt. Juliet, TN
Wet Chemistry by Method 7199	WG2660486	1	12/17/25 13:01	12/21/25 15:12	SET	Mt. Juliet, TN
Wet Chemistry by Method 9045D (S-1.10)	WG2660956	1	12/18/25 00:24	12/18/25 00:45	KRB	Mt. Juliet, TN
Wet Chemistry by Method 9050AMod (S-1.20)	WG2661071	1	12/18/25 06:50	12/18/25 15:10	AL	Mt. Juliet, TN
Wet Chemistry by Method 9045D (S-1.10)	WG2660956	1	12/18/25 00:24	12/18/25 00:45	KRB	Mt. Juliet, TN
Wet Chemistry by Method 9050AMod (S-1.20)	WG2661071	1	12/18/25 06:50	12/18/25 15:10	AL	Mt. Juliet, TN
Metals (ICP) by Method 6010D (S-7.10)	WG2660778	1	12/18/25 08:55	12/18/25 11:18	RLS	Mt. Juliet, TN

# SAMPLE SUMMARY

BG10@6" L1927791-07

Collected by AM/BL      Collected date/time 12/12/25 14:08      Received date/time 12/13/25 11:00

Method	Batch	Dilution	Preparation date/time	Analysis date/time	Analyst	Location
Metals (ICPMS) by Method 6020B	WG2659243	1	12/16/25 07:04	12/16/25 18:27	SJM	Mt. Juliet, TN
Metals (ICPMS) by Method 6020B	WG2659243	1	12/16/25 07:04	12/22/25 16:21	LD	Mt. Juliet, TN

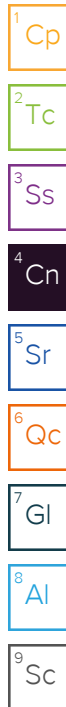
- <sup>1</sup> Cp
- <sup>2</sup> Tc
- <sup>3</sup> Ss
- <sup>4</sup> Cn
- <sup>5</sup> Sr
- <sup>6</sup> Qc
- <sup>7</sup> Gl
- <sup>8</sup> Al
- <sup>9</sup> Sc

# CASE NARRATIVE

Unless qualified or notated within the narrative below, all sample aliquots were received at the correct temperature, in the proper containers, with the appropriate preservatives, and within method specified holding times. Where applicable, all MDL (LOD) and RDL (LOQ) values reported for environmental samples have been corrected for the dilution factor used in the analysis. All Method and Batch Quality Control are within established criteria except where addressed in this case narrative, a non-conformance form or properly qualified within the sample results. By my digital signature below, I affirm to the best of my knowledge, all problems/anomalies observed by the laboratory as having the potential to affect the quality of the data have been identified by the laboratory, and no information or data have been knowingly withheld that would affect the quality of the data.



Mandi Edwards  
Project Manager



## Sample Delivery Group (SDG) Narrative

Samples for VOC analysis were received in bulk containers. Preservation for method 5035 was not performed within 48 hours of collection.

Batch	Method	Lab Sample ID
WG2659242	8260D	L1927791-01, 02
WG2659648	8260D	L1927791-01, 02
WG2659998	8015D	L1927791-01, 02

## Wet Chemistry by Method 7199

RPD value not applicable for sample concentrations less than 5 times the reporting limit.

Batch	Lab Sample ID	Analytes
WG2660486	(DUP) R4317668-8	Hexavalent Chromium

The sample matrix interfered with the ability to make any accurate determination; spike value is low.

Batch	Lab Sample ID	Analytes
WG2660486	(MS) R4317668-3, (MS) R4317668-5, (MSD) R4317668-4	Hexavalent Chromium

## Metals (ICPMS) by Method 6020B

The sample matrix interfered with the ability to make any accurate determination; spike value is high.

Batch	Lab Sample ID	Analytes
WG2659243	(MS) R4315251-5, (MSD) R4315251-6	Zinc

Calculated Results

Analyte	Result	Qualifier	Dilution	Analysis date / time	Batch
Sodium Adsorption Ratio	0.0904		1	12/18/2025 00:46	WG2660773

Total Solids by Method 2540 G-2011

Analyte	Result %	Qualifier	Dilution	Analysis date / time	Batch
Total Solids	96.7		1	12/17/2025 05:31	<a href="#">WG2659478</a>

Wet Chemistry by Method 7199

Analyte	Result mg/kg	Qualifier	RDL mg/kg	Dilution	Analysis date / time	Batch
Hexavalent Chromium	ND		0.200	1	12/21/2025 14:06	<a href="#">WG2660486</a>

Wet Chemistry by Method 9045D (S-1.10)

Analyte	Result su	Qualifier	Dilution	Analysis date / time	Batch
pH	8.38		1	12/18/2025 00:45	<a href="#">WG2660956</a>

Sample Narrative:

L1927791-01 WG2660956: 8.38 at 20.9C

Wet Chemistry by Method 9050AMod (S-1.20)

Analyte	Result	Units	Qualifier	RDL	Dilution	Analysis date / time	Batch
Specific Conductance	203	umhos/cm		10.0	1	12/18/2025 15:10	<a href="#">WG2661071</a>

Sample Narrative:

L1927791-01 WG2661071: at 25C

Metals (ICP) by Method 6010D (S-7.10)

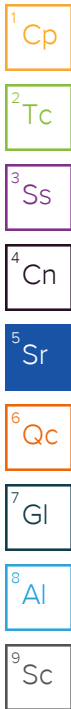
Analyte	Result mg/l	Qualifier	RDL mg/l	Dilution	Analysis date / time	Batch
Hot Water Sol. Boron	ND		0.100	1	12/18/2025 10:59	<a href="#">WG2660778</a>

Metals (ICPMS) by Method 6020B

Analyte	Result mg/kg	Qualifier	RDL mg/kg	Dilution	Analysis date / time	Batch
Arsenic	2.76		0.100	1	12/16/2025 17:35	<a href="#">WG2659243</a>
Barium	89.3		10.0	1	12/22/2025 15:32	<a href="#">WG2659243</a>
Cadmium	0.138		0.100	1	12/16/2025 17:35	<a href="#">WG2659243</a>
Copper	ND		10.0	1	12/16/2025 17:35	<a href="#">WG2659243</a>
Lead	ND		10.0	1	12/16/2025 17:35	<a href="#">WG2659243</a>
Nickel	ND		10.0	1	12/16/2025 17:35	<a href="#">WG2659243</a>
Selenium	0.765		0.100	1	12/16/2025 17:35	<a href="#">WG2659243</a>
Silver	ND		0.500	1	12/16/2025 17:35	<a href="#">WG2659243</a>
Zinc	ND		50.0	1	12/16/2025 17:35	<a href="#">WG2659243</a>

Volatile Organic Compounds (GC) by Method 8015D

Analyte	Result mg/kg	Qualifier	RDL mg/kg	Dilution	Analysis date / time	Batch
TPH (GC/FID) Low Fraction	ND		2.50	25	12/17/2025 13:37	<a href="#">WG2659998</a>
(S) a, a, a-Trifluorotoluene(FID)	92.4		77.0-120		12/17/2025 13:37	<a href="#">WG2659998</a>



Volatile Organic Compounds (GC/MS) by Method 8260D

Analyte	Result mg/kg	Qualifier	RDL mg/kg	Dilution	Analysis date / time	Batch
Benzene	ND		0.00100	1	12/16/2025 06:55	<a href="#">WG2659242</a>
Ethylbenzene	ND		0.0100	1	12/16/2025 06:55	<a href="#">WG2659242</a>
Toluene	ND		0.0100	1	12/16/2025 06:55	<a href="#">WG2659242</a>
1,2,4-Trimethylbenzene	ND		0.00500	1	12/17/2025 15:26	<a href="#">WG2659648</a>
1,3,5-Trimethylbenzene	0.0169		0.00500	1	12/16/2025 06:55	<a href="#">WG2659242</a>
Xylenes, Total	ND		0.100	1	12/16/2025 06:55	<a href="#">WG2659242</a>
(S) Toluene-d8	98.6		75.0-131		12/16/2025 06:55	<a href="#">WG2659242</a>
(S) Toluene-d8	97.8		75.0-131		12/17/2025 15:26	<a href="#">WG2659648</a>
(S) 4-Bromofluorobenzene	101		67.0-138		12/16/2025 06:55	<a href="#">WG2659242</a>
(S) 4-Bromofluorobenzene	99.9		67.0-138		12/17/2025 15:26	<a href="#">WG2659648</a>
(S) 1,2-Dichloroethane-d4	83.3		70.0-130		12/16/2025 06:55	<a href="#">WG2659242</a>
(S) 1,2-Dichloroethane-d4	89.0		70.0-130		12/17/2025 15:26	<a href="#">WG2659648</a>

1 Cp

2 Tc

3 Ss

4 Cn

5 Sr

6 Qc

7 Gl

8 Al

9 Sc

Semi-Volatile Organic Compounds (GC) by Method 8015M

Analyte	Result mg/kg	Qualifier	RDL mg/kg	Dilution	Analysis date / time	Batch
C10-C28 Diesel Range	ND		4.00	1	12/21/2025 18:13	<a href="#">WG2659668</a>
C28-C36 Motor Oil Range	17.8		4.00	1	12/21/2025 18:13	<a href="#">WG2659668</a>
(S) o-Terphenyl	54.2		18.0-148		12/21/2025 18:13	<a href="#">WG2659668</a>

Semi Volatile Organic Compounds (GC/MS) by Method 8270E-SIM

Analyte	Result mg/kg	Qualifier	RDL mg/kg	Dilution	Analysis date / time	Batch
Acenaphthene	ND		0.0330	1	12/20/2025 05:27	<a href="#">WG2660205</a>
Anthracene	ND		0.0330	1	12/20/2025 05:27	<a href="#">WG2660205</a>
Benzo(a)anthracene	ND		0.00600	1	12/20/2025 05:27	<a href="#">WG2660205</a>
Benzo(b)fluoranthene	ND		0.0330	1	12/20/2025 05:27	<a href="#">WG2660205</a>
Benzo(k)fluoranthene	ND		0.0330	1	12/20/2025 05:27	<a href="#">WG2660205</a>
Benzo(a)pyrene	ND		0.0330	1	12/20/2025 05:27	<a href="#">WG2660205</a>
Chrysene	ND		0.0330	1	12/20/2025 05:27	<a href="#">WG2660205</a>
Dibenz(a,h)anthracene	ND		0.0330	1	12/20/2025 05:27	<a href="#">WG2660205</a>
Fluoranthene	ND		0.0330	1	12/20/2025 05:27	<a href="#">WG2660205</a>
Fluorene	ND		0.0330	1	12/20/2025 05:27	<a href="#">WG2660205</a>
Indeno(1,2,3-cd)pyrene	ND		0.0330	1	12/20/2025 05:27	<a href="#">WG2660205</a>
1-Methylnaphthalene	ND		0.00300	1	12/20/2025 05:27	<a href="#">WG2660205</a>
2-Methylnaphthalene	ND		0.0120	1	12/20/2025 05:27	<a href="#">WG2660205</a>
Naphthalene	ND		0.00300	1	12/20/2025 05:27	<a href="#">WG2660205</a>
Pyrene	ND		0.0330	1	12/20/2025 05:27	<a href="#">WG2660205</a>
(S) p-Terphenyl-d14	117		23.0-120		12/20/2025 05:27	<a href="#">WG2660205</a>
(S) 2-Fluorobiphenyl	120		34.0-125		12/20/2025 05:27	<a href="#">WG2660205</a>
(S) 2-Methylnaphthalene-d10	114		50.0-150		12/20/2025 05:27	<a href="#">WG2660205</a>

Calculated Results

Analyte	Result	Qualifier	Dilution	Analysis date / time	Batch
Sodium Adsorption Ratio	0.513		1	12/18/2025 00:49	WG2660773

Total Solids by Method 2540 G-2011

Analyte	Result %	Qualifier	Dilution	Analysis date / time	Batch
Total Solids	95.5		1	12/17/2025 05:31	<a href="#">WG2659478</a>

Wet Chemistry by Method 7199

Analyte	Result mg/kg	Qualifier	RDL mg/kg	Dilution	Analysis date / time	Batch
Hexavalent Chromium	ND		0.200	1	12/21/2025 14:17	<a href="#">WG2660486</a>

Wet Chemistry by Method 9045D (S-1.10)

Analyte	Result su	Qualifier	Dilution	Analysis date / time	Batch
pH	8.53		1	12/18/2025 00:45	<a href="#">WG2660956</a>

Sample Narrative:

L1927791-02 WG2660956: 8.53 at 20.8C

Wet Chemistry by Method 9050AMod (S-1.20)

Analyte	Result	Units	Qualifier	RDL	Dilution	Analysis date / time	Batch
Specific Conductance	213	umhos/cm		10.0	1	12/18/2025 15:10	<a href="#">WG2661071</a>

Sample Narrative:

L1927791-02 WG2661071: at 25C

Metals (ICP) by Method 6010D (S-7.10)

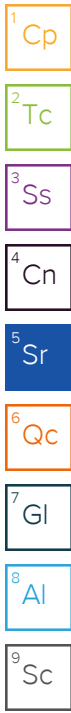
Analyte	Result mg/l	Qualifier	RDL mg/l	Dilution	Analysis date / time	Batch
Hot Water Sol. Boron	ND		0.100	1	12/18/2025 11:03	<a href="#">WG2660778</a>

Metals (ICPMS) by Method 6020B

Analyte	Result mg/kg	Qualifier	RDL mg/kg	Dilution	Analysis date / time	Batch
Arsenic	2.58		0.100	1	12/16/2025 17:38	<a href="#">WG2659243</a>
Barium	74.9		10.0	1	12/22/2025 15:36	<a href="#">WG2659243</a>
Cadmium	ND		0.100	1	12/16/2025 17:38	<a href="#">WG2659243</a>
Copper	ND		10.0	1	12/16/2025 17:38	<a href="#">WG2659243</a>
Lead	ND		10.0	1	12/16/2025 17:38	<a href="#">WG2659243</a>
Nickel	ND		10.0	1	12/16/2025 17:38	<a href="#">WG2659243</a>
Selenium	0.498		0.100	1	12/16/2025 17:38	<a href="#">WG2659243</a>
Silver	ND		0.500	1	12/16/2025 17:38	<a href="#">WG2659243</a>
Zinc	ND		50.0	1	12/16/2025 17:38	<a href="#">WG2659243</a>

Volatile Organic Compounds (GC) by Method 8015D

Analyte	Result mg/kg	Qualifier	RDL mg/kg	Dilution	Analysis date / time	Batch
TPH (GC/FID) Low Fraction	ND		2.50	25	12/17/2025 14:00	<a href="#">WG2659998</a>
(S) a, a, a-Trifluorotoluene(FID)	92.2		77.0-120		12/17/2025 14:00	<a href="#">WG2659998</a>



Volatile Organic Compounds (GC/MS) by Method 8260D

Analyte	Result mg/kg	Qualifier	RDL mg/kg	Dilution	Analysis date / time	Batch
Benzene	ND		0.00100	1	12/16/2025 07:15	<a href="#">WG2659242</a>
Ethylbenzene	ND		0.0100	1	12/16/2025 07:15	<a href="#">WG2659242</a>
Toluene	ND		0.0100	1	12/16/2025 07:15	<a href="#">WG2659242</a>
1,2,4-Trimethylbenzene	ND		0.00500	1	12/17/2025 15:46	<a href="#">WG2659648</a>
1,3,5-Trimethylbenzene	ND		0.00500	1	12/16/2025 07:15	<a href="#">WG2659242</a>
Xylenes, Total	ND		0.100	1	12/16/2025 07:15	<a href="#">WG2659242</a>
(S) Toluene-d8	100		75.0-131		12/16/2025 07:15	<a href="#">WG2659242</a>
(S) Toluene-d8	101		75.0-131		12/17/2025 15:46	<a href="#">WG2659648</a>
(S) 4-Bromofluorobenzene	99.2		67.0-138		12/16/2025 07:15	<a href="#">WG2659242</a>
(S) 4-Bromofluorobenzene	100		67.0-138		12/17/2025 15:46	<a href="#">WG2659648</a>
(S) 1,2-Dichloroethane-d4	86.1		70.0-130		12/16/2025 07:15	<a href="#">WG2659242</a>
(S) 1,2-Dichloroethane-d4	81.7		70.0-130		12/17/2025 15:46	<a href="#">WG2659648</a>

- 1 Cp
- 2 Tc
- 3 Ss
- 4 Cn
- 5 Sr
- 6 Qc
- 7 Gl
- 8 Al
- 9 Sc

Semi-Volatile Organic Compounds (GC) by Method 8015M

Analyte	Result mg/kg	Qualifier	RDL mg/kg	Dilution	Analysis date / time	Batch
C10-C28 Diesel Range	8.41		4.00	1	12/21/2025 18:27	<a href="#">WG2659668</a>
C28-C36 Motor Oil Range	23.9		4.00	1	12/21/2025 18:27	<a href="#">WG2659668</a>
(S) o-Terphenyl	43.3		18.0-148		12/21/2025 18:27	<a href="#">WG2659668</a>

Semi Volatile Organic Compounds (GC/MS) by Method 8270E-SIM

Analyte	Result mg/kg	Qualifier	RDL mg/kg	Dilution	Analysis date / time	Batch
Acenaphthene	ND		0.0330	1	12/20/2025 05:45	<a href="#">WG2660205</a>
Anthracene	ND		0.0330	1	12/20/2025 05:45	<a href="#">WG2660205</a>
Benzo(a)anthracene	ND		0.00600	1	12/20/2025 05:45	<a href="#">WG2660205</a>
Benzo(b)fluoranthene	ND		0.0330	1	12/20/2025 05:45	<a href="#">WG2660205</a>
Benzo(k)fluoranthene	ND		0.0330	1	12/20/2025 05:45	<a href="#">WG2660205</a>
Benzo(a)pyrene	ND		0.0330	1	12/20/2025 05:45	<a href="#">WG2660205</a>
Chrysene	ND		0.0330	1	12/20/2025 05:45	<a href="#">WG2660205</a>
Dibenz(a,h)anthracene	ND		0.0330	1	12/20/2025 05:45	<a href="#">WG2660205</a>
Fluoranthene	ND		0.0330	1	12/20/2025 05:45	<a href="#">WG2660205</a>
Fluorene	ND		0.0330	1	12/20/2025 05:45	<a href="#">WG2660205</a>
Indeno(1,2,3-cd)pyrene	ND		0.0330	1	12/20/2025 05:45	<a href="#">WG2660205</a>
1-Methylnaphthalene	ND		0.00300	1	12/20/2025 05:45	<a href="#">WG2660205</a>
2-Methylnaphthalene	ND		0.0120	1	12/20/2025 05:45	<a href="#">WG2660205</a>
Naphthalene	ND		0.00300	1	12/20/2025 05:45	<a href="#">WG2660205</a>
Pyrene	ND		0.0330	1	12/20/2025 05:45	<a href="#">WG2660205</a>
(S) p-Terphenyl-d14	113		23.0-120		12/20/2025 05:45	<a href="#">WG2660205</a>
(S) 2-Fluorobiphenyl	117		34.0-125		12/20/2025 05:45	<a href="#">WG2660205</a>
(S) 2-Methylnaphthalene-d10	113		50.0-150		12/20/2025 05:45	<a href="#">WG2660205</a>

Calculated Results

Analyte	Result	Qualifier	Dilution	Analysis date / time	Batch
Sodium Adsorption Ratio	0.110		1	12/18/2025 00:52	WG2660773

Total Solids by Method 2540 G-2011

Analyte	Result	Qualifier	Dilution	Analysis date / time	Batch
Total Solids	97.1		1	12/17/2025 05:31	<a href="#">WG2659478</a>

Wet Chemistry by Method 7199

Analyte	Result	Qualifier	RDL	Dilution	Analysis date / time	Batch
Hexavalent Chromium	mg/kg		mg/kg	1	12/21/2025 14:28	<a href="#">WG2660486</a>
	ND		0.200			

Wet Chemistry by Method 9045D (S-1.10)

Analyte	Result	Qualifier	Dilution	Analysis date / time	Batch
pH	su		1	12/18/2025 00:45	<a href="#">WG2660956</a>
	8.25				

Sample Narrative:

L1927791-03 WG2660956: 8.25 at 20.6C

Wet Chemistry by Method 9050AMod (S-1.20)

Analyte	Result	Units	Qualifier	RDL	Dilution	Analysis date / time	Batch
Specific Conductance	235	umhos/cm		10.0	1	12/18/2025 15:10	<a href="#">WG2661071</a>

Sample Narrative:

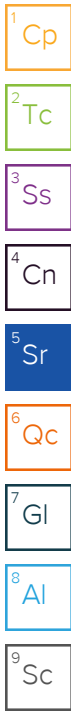
L1927791-03 WG2661071: at 25C

Metals (ICP) by Method 6010D (S-7.10)

Analyte	Result	Qualifier	RDL	Dilution	Analysis date / time	Batch
Hot Water Sol. Boron	mg/l		mg/l	1	12/18/2025 11:06	<a href="#">WG2660778</a>
	ND		0.100			

Metals (ICPMS) by Method 6020B

Analyte	Result	Qualifier	RDL	Dilution	Analysis date / time	Batch
Arsenic	mg/kg		mg/kg	1	12/16/2025 17:41	<a href="#">WG2659243</a>
Barium	3.35		0.100			
Cadmium	62.8		10.0	1	12/22/2025 15:39	<a href="#">WG2659243</a>
Copper	0.108		0.100	1	12/16/2025 17:41	<a href="#">WG2659243</a>
Lead	ND		10.0	1	12/16/2025 17:41	<a href="#">WG2659243</a>
Nickel	ND		10.0	1	12/16/2025 17:41	<a href="#">WG2659243</a>
Selenium	0.554		0.100	1	12/16/2025 17:41	<a href="#">WG2659243</a>
Silver	ND		0.500	1	12/16/2025 17:41	<a href="#">WG2659243</a>
Zinc	ND		50.0	1	12/16/2025 17:41	<a href="#">WG2659243</a>



Calculated Results

Analyte	Result	Qualifier	Dilution	Analysis date / time	Batch
Sodium Adsorption Ratio	0.0592		1	12/18/2025 00:54	WG2660773

Total Solids by Method 2540 G-2011

Analyte	Result %	Qualifier	Dilution	Analysis date / time	Batch
Total Solids	94.9		1	12/17/2025 05:31	<a href="#">WG2659478</a>

Wet Chemistry by Method 7199

Analyte	Result (dry) mg/kg	Qualifier	MDL (dry) mg/kg	RDL (dry) mg/kg	Dilution	Analysis date / time	Batch
Hexavalent Chromium	ND		0.211	0.211	1	12/21/2025 14:39	<a href="#">WG2660486</a>

Wet Chemistry by Method 9045D (S-1.10)

Analyte	Result su	Qualifier	Dilution	Analysis date / time	Batch
pH	8.35		1	12/18/2025 00:45	<a href="#">WG2660956</a>

Sample Narrative:

L1927791-04 WG2660956: 8.35 at 20.3C

Wet Chemistry by Method 9050AMod (S-1.20)

Analyte	Result	Units	Qualifier	RDL	Dilution	Analysis date / time	Batch
Specific Conductance	223	umhos/cm		10.0	1	12/18/2025 15:10	<a href="#">WG2661071</a>

Sample Narrative:

L1927791-04 WG2661071: at 25C

Metals (ICP) by Method 6010D (S-7.10)

Analyte	Result mg/l	Qualifier	MDL mg/l	RDL mg/l	Dilution	Analysis date / time	Batch
Hot Water Sol. Boron	ND		0.0199	0.100	1	12/18/2025 11:09	<a href="#">WG2660778</a>

Metals (ICPMS) by Method 6020B

Analyte	Result (dry) mg/kg	Qualifier	MDL (dry) mg/kg	RDL (dry) mg/kg	Dilution	Analysis date / time	Batch
Arsenic	3.29		0.105	0.105	1	12/16/2025 18:18	<a href="#">WG2659243</a>
Barium	89.0		10.5	10.5	1	12/22/2025 16:11	<a href="#">WG2659243</a>
Cadmium	0.122		0.105	0.105	1	12/16/2025 18:18	<a href="#">WG2659243</a>
Copper	ND		10.5	10.5	1	12/16/2025 18:18	<a href="#">WG2659243</a>
Lead	ND		10.5	10.5	1	12/16/2025 18:18	<a href="#">WG2659243</a>
Nickel	ND		10.5	10.5	1	12/16/2025 18:18	<a href="#">WG2659243</a>
Selenium	0.675		0.105	0.105	1	12/16/2025 18:18	<a href="#">WG2659243</a>
Silver	ND		0.527	0.527	1	12/16/2025 18:18	<a href="#">WG2659243</a>
Zinc	ND		52.7	52.7	1	12/16/2025 18:18	<a href="#">WG2659243</a>

1 Cp

2 Tc

3 Ss

4 Cn

5 Sr

6 Qc

7 Gl

8 Al

9 Sc

Calculated Results

Analyte	Result	Qualifier	Dilution	Analysis date / time	Batch
Sodium Adsorption Ratio	0.0984		1	12/18/2025 01:02	WG2660773

Total Solids by Method 2540 G-2011

Analyte	Result %	Qualifier	Dilution	Analysis date / time	Batch
Total Solids	95.4		1	12/17/2025 05:40	<a href="#">WG2659481</a>

Wet Chemistry by Method 7199

Analyte	Result mg/kg	Qualifier	RDL mg/kg	Dilution	Analysis date / time	Batch
Hexavalent Chromium	ND		0.200	1	12/21/2025 14:50	<a href="#">WG2660486</a>

Wet Chemistry by Method 9045D (S-1.10)

Analyte	Result su	Qualifier	Dilution	Analysis date / time	Batch
pH	8.29		1	12/18/2025 00:45	<a href="#">WG2660956</a>

Sample Narrative:

L1927791-05 WG2660956: 8.29 at 20.4C

Wet Chemistry by Method 9050AMod (S-1.20)

Analyte	Result	Units	Qualifier	RDL	Dilution	Analysis date / time	Batch
Specific Conductance	240	umhos/cm		10.0	1	12/18/2025 15:10	<a href="#">WG2661071</a>

Sample Narrative:

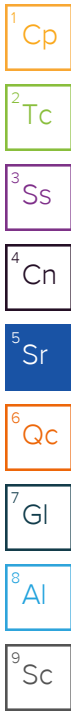
L1927791-05 WG2661071: at 25C

Metals (ICP) by Method 6010D (S-7.10)

Analyte	Result mg/l	Qualifier	RDL mg/l	Dilution	Analysis date / time	Batch
Hot Water Sol. Boron	ND		0.100	1	12/18/2025 11:12	<a href="#">WG2660778</a>

Metals (ICPMS) by Method 6020B

Analyte	Result mg/kg	Qualifier	RDL mg/kg	Dilution	Analysis date / time	Batch
Arsenic	3.07		0.102	1.02	12/16/2025 18:21	<a href="#">WG2659243</a>
Barium	99.5		10.2	1.02	12/22/2025 16:14	<a href="#">WG2659243</a>
Cadmium	0.104		0.102	1.02	12/16/2025 18:21	<a href="#">WG2659243</a>
Copper	ND		10.2	1.02	12/16/2025 18:21	<a href="#">WG2659243</a>
Lead	ND		10.2	1.02	12/16/2025 18:21	<a href="#">WG2659243</a>
Nickel	ND		10.2	1.02	12/16/2025 18:21	<a href="#">WG2659243</a>
Selenium	0.600		0.102	1.02	12/16/2025 18:21	<a href="#">WG2659243</a>
Silver	ND		0.510	1.02	12/16/2025 18:21	<a href="#">WG2659243</a>
Zinc	ND		51.0	1.02	12/16/2025 18:21	<a href="#">WG2659243</a>



Calculated Results

Analyte	Result	Qualifier	Dilution	Analysis date / time	Batch
Sodium Adsorption Ratio	0.0526		1	12/18/2025 01:05	WG2660773

Total Solids by Method 2540 G-2011

Analyte	Result %	Qualifier	Dilution	Analysis date / time	Batch
Total Solids	94.5		1	12/17/2025 05:40	<a href="#">WG2659481</a>

Wet Chemistry by Method 7199

Analyte	Result mg/kg	Qualifier	RDL mg/kg	Dilution	Analysis date / time	Batch
Hexavalent Chromium	ND		0.200	1	12/21/2025 15:01	<a href="#">WG2660486</a>

Wet Chemistry by Method 9045D (S-1.10)

Analyte	Result su	Qualifier	Dilution	Analysis date / time	Batch
pH	8.36		1	12/18/2025 00:45	<a href="#">WG2660956</a>

Sample Narrative:

L1927791-06 WG2660956: 8.36 at 19.9C

Wet Chemistry by Method 9050AMod (S-1.20)

Analyte	Result	Units	Qualifier	RDL	Dilution	Analysis date / time	Batch
Specific Conductance	196	umhos/cm		10.0	1	12/18/2025 15:10	<a href="#">WG2661071</a>

Sample Narrative:

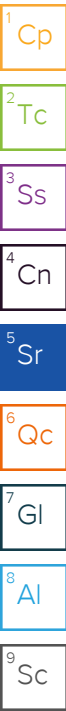
L1927791-06 WG2661071: at 25C

Metals (ICP) by Method 6010D (S-7.10)

Analyte	Result mg/l	Qualifier	RDL mg/l	Dilution	Analysis date / time	Batch
Hot Water Sol. Boron	ND		0.100	1	12/18/2025 11:15	<a href="#">WG2660778</a>

Metals (ICPMS) by Method 6020B

Analyte	Result mg/kg	Qualifier	RDL mg/kg	Dilution	Analysis date / time	Batch
Arsenic	3.32		0.102	1.02	12/16/2025 18:24	<a href="#">WG2659243</a>
Barium	98.8		10.2	1.02	12/22/2025 16:18	<a href="#">WG2659243</a>
Cadmium	0.127		0.102	1.02	12/16/2025 18:24	<a href="#">WG2659243</a>
Copper	ND		10.2	1.02	12/16/2025 18:24	<a href="#">WG2659243</a>
Lead	ND		10.2	1.02	12/16/2025 18:24	<a href="#">WG2659243</a>
Nickel	ND		10.2	1.02	12/16/2025 18:24	<a href="#">WG2659243</a>
Selenium	0.635		0.102	1.02	12/16/2025 18:24	<a href="#">WG2659243</a>
Silver	ND		0.510	1.02	12/16/2025 18:24	<a href="#">WG2659243</a>
Zinc	ND		51.0	1.02	12/16/2025 18:24	<a href="#">WG2659243</a>



Calculated Results

Analyte	Result	Qualifier	Dilution	Analysis date / time	Batch
Sodium Adsorption Ratio	0.0771		1	12/18/2025 01:07	WG2660773

Total Solids by Method 2540 G-2011

Analyte	Result %	Qualifier	Dilution	Analysis date / time	Batch
Total Solids	94.4		1	12/17/2025 05:40	<a href="#">WG2659481</a>

Wet Chemistry by Method 7199

Analyte	Result mg/kg	Qualifier	RDL mg/kg	Dilution	Analysis date / time	Batch
Hexavalent Chromium	ND		0.200	1	12/21/2025 15:12	<a href="#">WG2660486</a>

Wet Chemistry by Method 9045D (S-1.10)

Analyte	Result su	Qualifier	Dilution	Analysis date / time	Batch
pH	8.30		1	12/18/2025 00:45	<a href="#">WG2660956</a>

Sample Narrative:

L1927791-07 WG2660956: 8.3 at 19.7C

Wet Chemistry by Method 9050AMod (S-1.20)

Analyte	Result	Units	Qualifier	RDL	Dilution	Analysis date / time	Batch
Specific Conductance	194	umhos/cm		10.0	1	12/18/2025 15:10	<a href="#">WG2661071</a>

Sample Narrative:

L1927791-07 WG2661071: at 25C

Metals (ICP) by Method 6010D (S-7.10)

Analyte	Result mg/l	Qualifier	RDL mg/l	Dilution	Analysis date / time	Batch
Hot Water Sol. Boron	ND		0.100	1	12/18/2025 11:18	<a href="#">WG2660778</a>

Metals (ICPMS) by Method 6020B

Analyte	Result mg/kg	Qualifier	RDL mg/kg	Dilution	Analysis date / time	Batch
Arsenic	3.54		0.100	1	12/16/2025 18:27	<a href="#">WG2659243</a>
Barium	101		10.0	1	12/22/2025 16:21	<a href="#">WG2659243</a>
Cadmium	0.135		0.100	1	12/16/2025 18:27	<a href="#">WG2659243</a>
Copper	ND		10.0	1	12/16/2025 18:27	<a href="#">WG2659243</a>
Lead	ND		10.0	1	12/16/2025 18:27	<a href="#">WG2659243</a>
Nickel	ND		10.0	1	12/16/2025 18:27	<a href="#">WG2659243</a>
Selenium	0.626		0.100	1	12/16/2025 18:27	<a href="#">WG2659243</a>
Silver	ND		0.500	1	12/16/2025 18:27	<a href="#">WG2659243</a>
Zinc	ND		50.0	1	12/16/2025 18:27	<a href="#">WG2659243</a>

1 Cp

2 Tc

3 Ss

4 Cn

5 Sr

6 Qc

7 Gl

8 Al

9 Sc

Method Blank (MB)

(MB) R4315495-1 12/17/25 05:31

Analyte	MB Result	MB Qualifier	MB MDL	MB RDL
Total Solids	0.000			

L1927789-01 Original Sample (OS) • Duplicate (DUP)

(OS) L1927789-01 12/17/25 05:31 • (DUP) R4315495-3 12/17/25 05:31

Analyte	Original Result	DUP Result	Dilution	DUP RPD	DUP Qualifier	DUP RPD Limits
Total Solids	83.7	85.0	1	1.51		10

Laboratory Control Sample (LCS)

(LCS) R4315495-2 12/17/25 05:31

Analyte	Spike Amount	LCS Result	LCS Rec.	Rec. Limits	LCS Qualifier
Total Solids	50.0	50.0	100	90.0-110	

Method Blank (MB)

(MB) R4315495-1 12/17/25 05:31

Analyte	MB Result	MB Qualifier	MB MDL	MB RDL
Total Solids	0.000			

L1927789-01 Original Sample (OS) • Duplicate (DUP)

(OS) L1927789-01 12/17/25 05:31 • (DUP) R4315495-3 12/17/25 05:31

Analyte	Original Result	DUP Result	Dilution	DUP RPD	DUP Qualifier	DUP RPD Limits
Total Solids	83.7	85.0	1	1.51		10

Laboratory Control Sample (LCS)

(LCS) R4315495-2 12/17/25 05:31

Analyte	Spike Amount	LCS Result	LCS Rec.	Rec. Limits	LCS Qualifier
Total Solids	50.0	50.0	100	90.0-110	

1 Cp

2 Tc

3 Ss

4 Cn

5 Sr

6 Qc

7 Gl

8 Al

9 Sc

Method Blank (MB)

(MB) R4315502-1 12/17/25 05:40

Analyte	MB Result	MB Qualifier	MB MDL	MB RDL
Total Solids	0.000			

L1927795-01 Original Sample (OS) • Duplicate (DUP)

(OS) L1927795-01 12/17/25 05:40 • (DUP) R4315502-3 12/17/25 05:40

Analyte	Original Result	DUP Result	Dilution	DUP RPD	DUP Qualifier	DUP RPD Limits
Total Solids	93.4	93.9	1	0.537		10

Laboratory Control Sample (LCS)

(LCS) R4315502-2 12/17/25 05:40

Analyte	Spike Amount	LCS Result	LCS Rec.	Rec. Limits	LCS Qualifier
Total Solids	50.0	50.0	100	90.0-110	

Method Blank (MB)

(MB) R4315502-1 12/17/25 05:40

Analyte	MB Result	MB Qualifier	MB MDL	MB RDL
Total Solids	0.000			

L1927795-01 Original Sample (OS) • Duplicate (DUP)

(OS) L1927795-01 12/17/25 05:40 • (DUP) R4315502-3 12/17/25 05:40

Analyte	Original Result	DUP Result	Dilution	DUP RPD	DUP Qualifier	DUP RPD Limits
Total Solids	93.4	93.9	1	0.537		10

Laboratory Control Sample (LCS)

(LCS) R4315502-2 12/17/25 05:40

Analyte	Spike Amount	LCS Result	LCS Rec.	Rec. Limits	LCS Qualifier
Total Solids	50.0	50.0	100	90.0-110	

1 Cp

2 Tc

3 Ss

4 Cn

5 Sr

6 Qc

7 Gl

8 Al

9 Sc

Method Blank (MB)

(MB) R4317668-1 12/21/25 11:52

Analyte	MB Result	MB Qualifier	MB MDL	MB RDL
Hexavalent Chromium	ND		0.200	0.200

<sup>1</sup>Cp

<sup>2</sup>Tc

<sup>3</sup>Ss

<sup>4</sup>Cn

<sup>5</sup>Sr

<sup>6</sup>Qc

<sup>7</sup>Gl

<sup>8</sup>Al

<sup>9</sup>Sc

L1927817-12 Original Sample (OS) • Duplicate (DUP)

(OS) L1927817-12 12/21/25 15:46 • (DUP) R4317668-7 12/21/25 16:19

Analyte	Original Result	DUP Result	Dilution	DUP RPD	DUP Qualifier	DUP RPD Limits
Hexavalent Chromium	0.202	0.204	1	1.19		20

L1927874-01 Original Sample (OS) • Duplicate (DUP)

(OS) L1927874-01 12/21/25 17:03 • (DUP) R4317668-8 12/21/25 17:14

Analyte	Original Result	DUP Result	Dilution	DUP RPD	DUP Qualifier	DUP RPD Limits
Hexavalent Chromium	0.232	ND	1	200	P1	20

Laboratory Control Sample (LCS)

(LCS) R4317668-2 12/21/25 12:04

Analyte	Spike Amount	LCS Result	LCS Rec.	Rec. Limits	LCS Qualifier
Hexavalent Chromium	10.0	9.47	94.7	80.0-120	

L1927770-02 Original Sample (OS) • Matrix Spike (MS) • Matrix Spike Duplicate (MSD)

(OS) L1927770-02 12/21/25 12:15 • (MS) R4317668-3 12/21/25 12:26 • (MSD) R4317668-4 12/21/25 12:37

Analyte	Spike Amount	Original Result	MS Result	MSD Result	MS Rec.	MSD Rec.	Dilution	Rec. Limits	MS Qualifier	MSD Qualifier	RPD	RPD Limits
Hexavalent Chromium	20.0	ND	8.77	9.28	43.8	46.4	1	75.0-125	J6	J6	5.67	20

L1927770-02 Original Sample (OS) • Matrix Spike (MS)

(OS) L1927770-02 12/21/25 12:15 • (MS) R4317668-5 12/21/25 12:48

Analyte	Spike Amount	Original Result	MS Result	MS Rec.	Dilution	Rec. Limits	MS Qualifier
Hexavalent Chromium	651	ND	434	66.7	50	75.0-125	J6

L1926907-01 Original Sample (OS) • Duplicate (DUP)

(OS) L1926907-01 12/18/25 00:45 • (DUP) R4315813-2 12/18/25 00:45

Analyte	Original Result	DUP Result	Dilution	DUP RPD	DUP Qualifier	DUP RPD Limits
su	su			%		%
pH	8.31	8.31	1	0.000		1

Sample Narrative:

OS: 8.31 at 21.3C

DUP: 8.31 at 21C

L1927825-04 Original Sample (OS) • Duplicate (DUP)

(OS) L1927825-04 12/18/25 00:45 • (DUP) R4315813-3 12/18/25 00:45

Analyte	Original Result	DUP Result	Dilution	DUP RPD	DUP Qualifier	DUP RPD Limits
su	su			%		%
pH	7.44	7.42	1	0.269		1

Sample Narrative:

OS: 7.44 at 18.4C

DUP: 7.42 at 18.6C

Laboratory Control Sample (LCS)

(LCS) R4315813-1 12/18/25 00:45

Analyte	Spike Amount	LCS Result	LCS Rec.	Rec. Limits	LCS Qualifier
su	su		%	%	
pH	10.0	10.0	100	99.0-101	

Sample Narrative:

LCS: 10 at 18.3C

L1926907-01 Original Sample (OS) • Duplicate (DUP)

(OS) L1926907-01 12/18/25 00:45 • (DUP) R4315813-2 12/18/25 00:45

Analyte	Original Result	DUP Result	Dilution	DUP RPD	DUP Qualifier	DUP RPD Limits
su	su			%		%
pH	8.31	8.31	1	0.000		1

Sample Narrative:

OS: 8.31 at 21.3C

DUP: 8.31 at 21C



L1927825-04 Original Sample (OS) • Duplicate (DUP)

(OS) L1927825-04 12/18/25 00:45 • (DUP) R4315813-3 12/18/25 00:45

Analyte	Original Result	DUP Result	Dilution	DUP RPD	DUP Qualifier	DUP RPD Limits
pH	7.44	7.42	1	0.269		1

Sample Narrative:

OS: 7.44 at 18.4C  
DUP: 7.42 at 18.6C

Laboratory Control Sample (LCS)

(LCS) R4315813-1 12/18/25 00:45

Analyte	Spike Amount	LCS Result	LCS Rec.	Rec. Limits	LCS Qualifier
pH	10.0	10.0	100	99.0-101	

Sample Narrative:

LCS: 10 at 18.3C

1 Cp

2 Tc

3 Ss

4 Cn

5 Sr

6 Qc

7 Gl

8 Al

9 Sc

Method Blank (MB)

(MB) R4316217-1 12/18/25 15:10

Analyte	MB Result	MB Qualifier	MB MDL	MB RDL
Specific Conductance	ND		10.0	10.0

Sample Narrative:

BLANK: at 25C

L1927791-01 Original Sample (OS) • Duplicate (DUP)

(OS) L1927791-01 12/18/25 15:10 • (DUP) R4316217-3 12/18/25 15:10

Analyte	Original Result	DUP Result	Dilution	DUP RPD	DUP Qualifier	DUP RPD Limits
Specific Conductance	203	202	1	0.346		20

Sample Narrative:

OS: at 25C

DUP: at 25C

L1927825-03 Original Sample (OS) • Duplicate (DUP)

(OS) L1927825-03 12/18/25 15:10 • (DUP) R4316217-4 12/18/25 15:10

Analyte	Original Result	DUP Result	Dilution	DUP RPD	DUP Qualifier	DUP RPD Limits
Specific Conductance	84.0	83.4	1	0.717		20

Sample Narrative:

OS: at 25C

DUP: at 25C

Laboratory Control Sample (LCS)

(LCS) R4316217-2 12/18/25 15:10

Analyte	Spike Amount	LCS Result	LCS Rec.	Rec. Limits	LCS Qualifier
Specific Conductance	483	481	99.6	90.0-110	

Sample Narrative:

LCS: at 25C



Method Blank (MB)

(MB) R4316217-1 12/18/25 15:10

Analyte	MB Result	MB Qualifier	MB MDL	MB RDL
Specific Conductance	umhos/cm		umhos/cm	umhos/cm
	ND		10.0	10.0

Sample Narrative:

BLANK: at 25C

L1927791-01 Original Sample (OS) • Duplicate (DUP)

(OS) L1927791-01 12/18/25 15:10 • (DUP) R4316217-3 12/18/25 15:10

Analyte	Original Result	DUP Result	Dilution	DUP RPD	DUP Qualifier	DUP RPD Limits
Specific Conductance	umhos/cm	umhos/cm		%		%
	203	202	1	0.346		20

Sample Narrative:

OS: at 25C

DUP: at 25C

L1927825-03 Original Sample (OS) • Duplicate (DUP)

(OS) L1927825-03 12/18/25 15:10 • (DUP) R4316217-4 12/18/25 15:10

Analyte	Original Result	DUP Result	Dilution	DUP RPD	DUP Qualifier	DUP RPD Limits
Specific Conductance	umhos/cm	umhos/cm		%		%
	84.0	83.4	1	0.717		20

Sample Narrative:

OS: at 25C

DUP: at 25C

Laboratory Control Sample (LCS)

(LCS) R4316217-2 12/18/25 15:10

Analyte	Spike Amount	LCS Result	LCS Rec.	Rec. Limits	LCS Qualifier
Specific Conductance	umhos/cm	umhos/cm	%	%	
	483	481	99.6	90.0-110	

Sample Narrative:

LCS: at 25C

1 Cp

2 Tc

3 Ss

4 Cn

5 Sr

6 Qc

7 Gl

8 Al

9 Sc

Method Blank (MB)

(MB) R4316027-1 12/18/25 10:50

Analyte	MB Result	MB Qualifier	MB MDL	MB RDL
Hot Water Sol. Boron	ND		0.0199	0.100

Laboratory Control Sample (LCS) • Laboratory Control Sample Duplicate (LCSD)

(LCS) R4316027-2 12/18/25 10:53 • (LCSD) R4316027-3 12/18/25 10:56

Analyte	Spike Amount	LCS Result	LCSD Result	LCS Rec.	LCSD Rec.	Rec. Limits	LCS Qualifier	LCSD Qualifier	RPD	RPD Limits
Hot Water Sol. Boron	1.00	0.948	0.961	94.8	96.1	80.0-120			1.38	20

Method Blank (MB)

(MB) R4316027-1 12/18/25 10:50

Analyte	MB Result	MB Qualifier	MB MDL	MB RDL
Hot Water Sol. Boron	ND		0.0199	0.100

Laboratory Control Sample (LCS) • Laboratory Control Sample Duplicate (LCSD)

(LCS) R4316027-2 12/18/25 10:53 • (LCSD) R4316027-3 12/18/25 10:56

Analyte	Spike Amount	LCS Result	LCSD Result	LCS Rec.	LCSD Rec.	Rec. Limits	LCS Qualifier	LCSD Qualifier	RPD	RPD Limits
Hot Water Sol. Boron	1.00	0.948	0.961	94.8	96.1	80.0-120			1.38	20

1 Cp

2 Tc

3 Ss

4 Cn

5 Sr

6 Qc

7 Gl

8 Al

9 Sc

Method Blank (MB)

(MB) R4315251-1 12/16/25 17:14

Analyte	MB Result mg/kg	MB Qualifier	MB MDL mg/kg	MB RDL mg/kg
Arsenic	ND		0.102	0.102
Cadmium	ND		0.102	0.102
Copper	ND		10.2	10.2
Lead	ND		10.2	10.2
Nickel	ND		10.2	10.2
Selenium	ND		0.102	0.102
Silver	ND		0.510	0.510
Zinc	ND		51.0	51.0

<sup>1</sup>Cp

<sup>2</sup>Tc

<sup>3</sup>Ss

<sup>4</sup>Cn

<sup>5</sup>Sr

<sup>6</sup>Qc

Method Blank (MB)

(MB) R4317675-1 12/22/25 15:09

Analyte	MB Result mg/kg	MB Qualifier	MB MDL mg/kg	MB RDL mg/kg
Barium	ND		10.2	10.2

<sup>7</sup>Gl

<sup>8</sup>Al

Laboratory Control Sample (LCS)

(LCS) R4315251-7 12/16/25 19:49

Analyte	Spike Amount mg/kg	LCS Result mg/kg	LCS Rec. %	Rec. Limits %	LCS Qualifier
Arsenic	100	94.4	94.4	80.0-120	
Cadmium	100	104	104	80.0-120	
Copper	100	103	103	80.0-120	
Lead	100	93.0	93.0	80.0-120	
Nickel	100	104	104	80.0-120	
Selenium	100	106	106	80.0-120	
Silver	20.0	19.8	99.0	80.0-120	
Zinc	100	97.0	97.0	80.0-120	

<sup>9</sup>Sc

Laboratory Control Sample (LCS)

(LCS) R4317675-2 12/22/25 15:13

Analyte	Spike Amount mg/kg	LCS Result mg/kg	LCS Rec. %	Rec. Limits %	LCS Qualifier
Barium	100	94.3	94.3	80.0-120	

L1927793-07 Original Sample (OS) • Matrix Spike (MS) • Matrix Spike Duplicate (MSD)

(OS) L1927793-07 12/16/25 17:20 • (MS) R4315251-5 12/16/25 17:29 • (MSD) R4315251-6 12/16/25 17:32

Analyte	Spike Amount mg/kg	Original Result mg/kg	MS Result mg/kg	MSD Result mg/kg	MS Rec. %	MSD Rec. %	Dilution	Rec. Limits %	MS Qualifier	MSD Qualifier	RPD %	RPD Limits %
Arsenic	100	4.41	106	97.9	102	93.5	1	75.0-125			7.97	20
Cadmium	100	0.205	113	105	113	105	1	75.0-125			7.81	20
Copper	100	11.9	118	108	106	96.6	1	75.0-125			8.02	20
Lead	100	ND	112	102	112	102	1	75.0-125			9.57	20
Nickel	100	ND	115	106	115	106	1	75.0-125			7.88	20
Selenium	100	0.937	114	101	113	100	1	75.0-125			12.0	20
Silver	20.0	ND	22.2	20.3	111	101	1	75.0-125			8.98	20
Zinc	100	ND	142	131	142	131	1	75.0-125	J5	J5	7.78	20

1 Cp

2 Tc

3 Ss

4 Cn

5 Sr

6 Qc

L1927793-07 Original Sample (OS) • Matrix Spike (MS) • Matrix Spike Duplicate (MSD)

(OS) L1927793-07 12/22/25 15:16 • (MS) R4317675-5 12/22/25 15:25 • (MSD) R4317675-6 12/22/25 15:29

Analyte	Spike Amount mg/kg	Original Result mg/kg	MS Result mg/kg	MSD Result mg/kg	MS Rec. %	MSD Rec. %	Dilution	Rec. Limits %	MS Qualifier	MSD Qualifier	RPD %	RPD Limits %
Barium	100	59.9	159	152	99.2	92.3	1	75.0-125			4.43	20

7 Gl

8 Al

9 Sc

Method Blank (MB)

(MB) R4315472-2 12/17/25 11:19

Analyte	MB Result mg/kg	MB Qualifier	MB MDL mg/kg	MB RDL mg/kg
TPH (GC/FID) Low Fraction	ND		2.00	2.50
(S) a,a,a-Trifluorotoluene(FID)	94.3			77.0-120

Laboratory Control Sample (LCS)

(LCS) R4315472-1 12/17/25 10:13

Analyte	Spike Amount mg/kg	LCS Result mg/kg	LCS Rec. %	Rec. Limits %	LCS Qualifier
TPH (GC/FID) Low Fraction	5.00	4.18	83.6	72.0-127	
(S) a,a,a-Trifluorotoluene(FID)			105	77.0-120	

- 1 Cp
- 2 Tc
- 3 Ss
- 4 Cn
- 5 Sr
- 6 Qc
- 7 Gl
- 8 Al
- 9 Sc

Method Blank (MB)

(MB) R4314793-3 12/16/25 04:33

Analyte	MB Result mg/kg	MB Qualifier	MB MDL mg/kg	MB RDL mg/kg
Benzene	ND		0.000711	0.00100
Ethylbenzene	ND		0.000987	0.0100
Toluene	ND		0.00289	0.0100
1,3,5-Trimethylbenzene	ND		0.00228	0.00500
Xylenes, Total	ND		0.00280	0.100
<i>(S) Toluene-d8</i>	101			75.0-131
<i>(S) 4-Bromofluorobenzene</i>	98.4			67.0-138
<i>(S) 1,2-Dichloroethane-d4</i>	88.7			70.0-130

1 Cp

2 Tc

3 Ss

4 Cn

5 Sr

6 Qc

Laboratory Control Sample (LCS) • Laboratory Control Sample Duplicate (LCSD)

(LCS) R4314793-1 12/16/25 02:52 • (LCSD) R4314793-2 12/16/25 03:12

Analyte	Spike Amount mg/kg	LCS Result mg/kg	LCSD Result mg/kg	LCS Rec. %	LCSD Rec. %	Rec. Limits %	LCS Qualifier	LCSD Qualifier	RPD %	RPD Limits %
Benzene	0.250	0.232	0.245	92.8	98.0	70.0-123			5.45	20
Ethylbenzene	0.250	0.255	0.268	102	107	74.0-126			4.97	20
Toluene	0.250	0.241	0.254	96.4	102	75.0-121			5.25	20
1,3,5-Trimethylbenzene	0.250	0.256	0.270	102	108	73.0-127			5.32	20
Xylenes, Total	0.750	0.767	0.809	102	108	72.0-127			5.33	20
<i>(S) Toluene-d8</i>				100	99.3	75.0-131				
<i>(S) 4-Bromofluorobenzene</i>				97.4	96.1	67.0-138				
<i>(S) 1,2-Dichloroethane-d4</i>				92.0	94.7	70.0-130				

7 Gl

8 Al

9 Sc

Method Blank (MB)

(MB) R4315644-6 12/17/25 12:14

Analyte	MB Result mg/kg	MB Qualifier	MB MDL mg/kg	MB RDL mg/kg
1,2,4-Trimethylbenzene	ND		0.00238	0.00500
(S) Toluene-d8	101			75.0-131
(S) 4-Bromofluorobenzene	97.7			67.0-138
(S) 1,2-Dichloroethane-d4	87.1			70.0-130

Laboratory Control Sample (LCS) • Laboratory Control Sample Duplicate (LCSD)

(LCS) R4315644-4 12/17/25 10:13 • (LCSD) R4315644-5 12/17/25 10:33

Analyte	Spike Amount mg/kg	LCS Result mg/kg	LCSD Result mg/kg	LCS Rec. %	LCSD Rec. %	Rec. Limits %	LCS Qualifier	LCSD Qualifier	RPD %	RPD Limits %
1,2,4-Trimethylbenzene	0.250	0.258	0.267	103	107	70.0-126			3.43	20
(S) Toluene-d8				96.4	98.7	75.0-131				
(S) 4-Bromofluorobenzene				95.0	97.2	67.0-138				
(S) 1,2-Dichloroethane-d4				94.9	94.9	70.0-130				

1 Cp

2 Tc

3 Ss

4 Cn

5 Sr

6 Qc

7 Gl

8 Al

9 Sc

Method Blank (MB)

(MB) R4317517-1 12/21/25 15:52

Analyte	MB Result	MB Qualifier	MB MDL	MB RDL
	mg/kg		mg/kg	mg/kg
C10-C28 Diesel Range	ND		1.61	4.00
C28-C36 Motor Oil Range	0.275	J	0.274	4.00
(S) o-Terphenyl	68.0			18.0-148

Laboratory Control Sample (LCS)

(LCS) R4317517-2 12/21/25 16:06

Analyte	Spike Amount	LCS Result	LCS Rec.	Rec. Limits	LCS Qualifier
	mg/kg	mg/kg	%	%	
C10-C28 Diesel Range	50.0	41.5	83.0	50.0-150	
(S) o-Terphenyl			48.9	18.0-148	

L1927781-02 Original Sample (OS) • Matrix Spike (MS) • Matrix Spike Duplicate (MSD)

(OS) L1927781-02 12/22/25 18:43 • (MS) R4318003-1 12/22/25 18:59 • (MSD) R4318003-2 12/22/25 19:13

Analyte	Spike Amount	Original Result	MS Result	MSD Result	MS Rec.	MSD Rec.	Dilution	Rec. Limits	MS Qualifier	MSD Qualifier	RPD	RPD Limits
	mg/kg	mg/kg	mg/kg	mg/kg	%	%		%			%	%
C10-C28 Diesel Range	48.9	31.9	63.5	69.8	64.6	78.1	1	50.0-150			9.45	20
(S) o-Terphenyl					92.8	94.4		18.0-148				

1 Cp

2 Tc

3 Ss

4 Cn

5 Sr

6 Qc

7 Gl

8 Al

9 Sc

Method Blank (MB)

(MB) R4316945-2 12/20/25 01:00

Analyte	MB Result mg/kg	MB Qualifier	MB MDL mg/kg	MB RDL mg/kg
Acenaphthene	ND		0.0330	0.0330
Anthracene	ND		0.0330	0.0330
Benzo(a)anthracene	ND		0.00600	0.00600
Benzo(b)fluoranthene	ND		0.0330	0.0330
Benzo(k)fluoranthene	ND		0.0330	0.0330
Benzo(a)pyrene	ND		0.0330	0.0330
Chrysene	ND		0.0330	0.0330
Dibenz(a,h)anthracene	ND		0.0330	0.0330
Fluoranthene	ND		0.0330	0.0330
Fluorene	ND		0.0330	0.0330
Indeno(1,2,3-cd)pyrene	ND		0.0330	0.0330
1-Methylnaphthalene	ND		0.00300	0.00300
2-Methylnaphthalene	ND		0.0120	0.0120
Naphthalene	ND		0.00300	0.00300
Pyrene	ND		0.0330	0.0330
(S) p-Terphenyl-d14	113			23.0-120
(S) 2-Fluorobiphenyl	114			34.0-125
(S) 2-Methylnaphthalene-d10	107			50.0-150

<sup>1</sup>Cp

<sup>2</sup>Tc

<sup>3</sup>Ss

<sup>4</sup>Cn

<sup>5</sup>Sr

<sup>6</sup>Qc

<sup>7</sup>Gl

<sup>8</sup>Al

<sup>9</sup>Sc

Laboratory Control Sample (LCS)

(LCS) R4316945-1 12/20/25 00:42

Analyte	Spike Amount mg/kg	LCS Result mg/kg	LCS Rec. %	Rec. Limits %	LCS Qualifier
Acenaphthene	0.0800	0.0734	91.8	50.0-120	
Anthracene	0.0800	0.0713	89.1	50.0-126	
Benzo(a)anthracene	0.0800	0.0751	93.9	45.0-120	
Benzo(b)fluoranthene	0.0800	0.0812	102	42.0-121	
Benzo(k)fluoranthene	0.0800	0.0777	97.1	49.0-125	
Benzo(a)pyrene	0.0800	0.0584	73.0	42.0-120	
Chrysene	0.0800	0.0817	102	49.0-122	
Dibenz(a,h)anthracene	0.0800	0.0767	95.9	47.0-125	
Fluoranthene	0.0800	0.0782	97.8	49.0-129	
Fluorene	0.0800	0.0792	99.0	49.0-120	
Indeno(1,2,3-cd)pyrene	0.0800	0.0744	93.0	46.0-125	
1-Methylnaphthalene	0.0800	0.0776	97.0	51.0-121	
2-Methylnaphthalene	0.0800	0.0763	95.4	50.0-120	
Naphthalene	0.0800	0.0774	96.8	50.0-120	
Pyrene	0.0800	0.0771	96.4	43.0-123	

Laboratory Control Sample (LCS)

(LCS) R4316945-1 12/20/25 00:42

Analyte	Spike Amount mg/kg	LCS Result mg/kg	LCS Rec. %	Rec. Limits %	LCS Qualifier
(S) p-Terphenyl-d14			102	23.0-120	
(S) 2-Fluorobiphenyl			107	34.0-125	
(S) 2-Methylnaphthalene-d10			101	50.0-150	

L1927781-03 Original Sample (OS) • Matrix Spike (MS) • Matrix Spike Duplicate (MSD)

(OS) L1927781-03 12/20/25 02:11 • (MS) R4316945-3 12/20/25 02:29 • (MSD) R4316945-4 12/20/25 02:47

Analyte	Spike Amount mg/kg	Original Result mg/kg	MS Result mg/kg	MSD Result mg/kg	MS Rec. %	MSD Rec. %	Dilution	Rec. Limits %	MS Qualifier	MSD Qualifier	RPD %	RPD Limits %
Acenaphthene	0.0772	ND	0.0707	0.0740	91.6	95.4	1	14.0-127			4.56	27
Anthracene	0.0772	ND	0.0674	0.0719	87.3	92.7	1	10.0-145			6.46	30
Benzo(a)anthracene	0.0772	ND	0.0714	0.0758	92.5	97.7	1	10.0-139			5.98	30
Benzo(b)fluoranthene	0.0772	ND	0.0766	0.0817	99.2	105	1	10.0-140			6.44	36
Benzo(k)fluoranthene	0.0772	ND	0.0734	0.0768	95.1	99.0	1	10.0-137			4.53	31
Benzo(a)pyrene	0.0772	ND	0.0709	0.0748	91.8	96.4	1	10.0-141			5.35	31
Chrysene	0.0772	ND	0.0778	0.0822	101	106	1	10.0-145			5.50	30
Dibenz(a,h)anthracene	0.0772	ND	0.0737	0.0770	95.5	99.2	1	10.0-132			4.38	31
Fluoranthene	0.0772	ND	0.0745	0.0786	96.5	101	1	10.0-153			5.36	33
Fluorene	0.0772	ND	0.0754	0.0801	97.7	103	1	11.0-130			6.05	29
Indeno(1,2,3-cd)pyrene	0.0772	ND	0.0710	0.0748	92.0	96.4	1	10.0-137			5.21	32
1-Methylnaphthalene	0.0772	ND	0.0755	0.0791	97.8	102	1	10.0-142			4.66	28
2-Methylnaphthalene	0.0772	ND	0.0754	0.0776	97.7	100	1	10.0-137			2.88	28
Naphthalene	0.0772	ND	0.0757	0.0780	98.1	101	1	10.0-135			2.99	27
Pyrene	0.0772	ND	0.0735	0.0779	95.2	100	1	10.0-148			5.81	35
(S) p-Terphenyl-d14					109	111		23.0-120				
(S) 2-Fluorobiphenyl					114	116		34.0-125				
(S) 2-Methylnaphthalene-d10					107	109		50.0-150				

1 Cp

2 Tc

3 Ss

4 Cn

5 Sr

6 Qc

7 Gl

8 Al

9 Sc

# GLOSSARY OF TERMS

## Guide to Reading and Understanding Your Laboratory Report

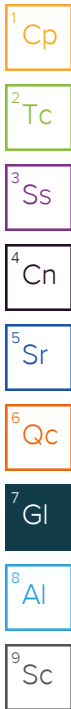
The information below is designed to better explain the various terms used in your report of analytical results from the Laboratory. This is not intended as a comprehensive explanation, and if you have additional questions please contact your project representative.

Results Disclaimer - Information that may be provided by the customer, and contained within this report, include Permit Limits, Project Name, Sample ID, Sample Matrix, Sample Preservation, Field Blanks, Field Spikes, Field Duplicates, On-Site Data, Sampling Collection Dates/Times, and Sampling Location. Results relate to the accuracy of this information provided, and as the samples are received.

### Abbreviations and Definitions

(dry)	Results are reported based on the dry weight of the sample. [this will only be present on a dry report basis for soils].
MDL	Method Detection Limit.
MDL (dry)	Method Detection Limit.
ND	Not detected at the Reporting Limit (or MDL where applicable).
RDL	Reported Detection Limit.
RDL (dry)	Reported Detection Limit.
Rec.	Recovery.
RPD	Relative Percent Difference.
SDG	Sample Delivery Group.
(S)	Surrogate (Surrogate Standard) - Analytes added to every blank, sample, Laboratory Control Sample/Duplicate and Matrix Spike/Duplicate; used to evaluate analytical efficiency by measuring recovery. Surrogates are not expected to be detected in all environmental media.
Analyte	The name of the particular compound or analysis performed. Some Analyses and Methods will have multiple analytes reported.
Dilution	If the sample matrix contains an interfering material, the sample preparation volume or weight values differ from the standard, or if concentrations of analytes in the sample are higher than the highest limit of concentration that the laboratory can accurately report, the sample may be diluted for analysis. If a value different than 1 is used in this field, the result reported has already been corrected for this factor.
Limits	These are the target % recovery ranges or % difference value that the laboratory has historically determined as normal for the method and analyte being reported. Successful QC Sample analysis will target all analytes recovered or duplicated within these ranges.
Original Sample	The non-spiked sample in the prep batch used to determine the Relative Percent Difference (RPD) from a quality control sample. The Original Sample may not be included within the reported SDG.
Qualifier	This column provides a letter and/or number designation that corresponds to additional information concerning the result reported. If a Qualifier is present, a definition per Qualifier is provided within the Glossary and Definitions page and potentially a discussion of possible implications of the Qualifier in the Case Narrative if applicable.
Result	The actual analytical final result (corrected for any sample specific characteristics) reported for your sample. If there was no measurable result returned for a specific analyte, the result in this column may state "ND" (Not Detected) or "BDL" (Below Detectable Levels). The information in the results column should always be accompanied by either an MDL (Method Detection Limit) or RDL (Reporting Detection Limit) that defines the lowest value that the laboratory could detect or report for this analyte.
Uncertainty (Radiochemistry)	Confidence level of 2 sigma.
U (Radiochemistry)	Result + Error < MDA.
J (Radiochemistry)	Result < MDA; Result + Error > MDA.
Case Narrative (Cn)	A brief discussion about the included sample results, including a discussion of any non-conformances to protocol observed either at sample receipt by the laboratory from the field or during the analytical process. If present, there will be a section in the Case Narrative to discuss the meaning of any data qualifiers used in the report.
Quality Control Summary (Qc)	This section of the report includes the results of the laboratory quality control analyses required by procedure or analytical methods to assist in evaluating the validity of the results reported for your samples. These analyses are not being performed on your samples typically, but on laboratory generated material.
Sample Chain of Custody (Sc)	This is the document created in the field when your samples were initially collected. This is used to verify the time and date of collection, the person collecting the samples, and the analyses that the laboratory is requested to perform. This chain of custody also documents all persons (excluding commercial shippers) that have had control or possession of the samples from the time of collection until delivery to the laboratory for analysis.
Sample Results (Sr)	This section of your report will provide the results of all testing performed on your samples. These results are provided by sample ID and are separated by the analyses performed on each sample. The header line of each analysis section for each sample will provide the name and method number for the analysis reported.
Sample Summary (Ss)	This section of the Analytical Report defines the specific analyses performed for each sample ID, including the dates and times of preparation and/or analysis.

Qualifier	Description
J	The identification of the analyte is acceptable; the reported value is an estimate.
J5	The sample matrix interfered with the ability to make any accurate determination; spike value is high.
J6	The sample matrix interfered with the ability to make any accurate determination; spike value is low.
P1	RPD value not applicable for sample concentrations less than 5 times the reporting limit.



# ACCREDITATIONS & LOCATIONS

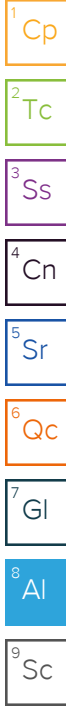
## Pace Analytical National 12065 Lebanon Rd Mount Juliet, TN 37122

Alabama	40660	Nebraska	NE-OS-15-05
Alaska	17-026	Nevada	TN000032021-1
Arizona	AZ0612	New Hampshire	2975
Arkansas	88-0469	New Jersey–NELAP	TN002
California	2932	New Mexico <sup>1</sup>	TN00003
Colorado	TN00003	New York	11742
Connecticut	PH-0197	North Carolina	Env375
Florida	E87487	North Carolina <sup>1</sup>	DW21704
Georgia	NELAP	North Carolina <sup>3</sup>	41
Georgia <sup>1</sup>	923	North Dakota	R-140
Idaho	TN00003	Ohio–VAP	CL0069
Illinois	200008	Oklahoma	9915
Indiana	C-TN-01	Oregon	TN200002
Iowa	364	Pennsylvania	68-02979
Kansas	E-10277	Rhode Island	LA000356
Kentucky <sup>1,6</sup>	KY90010	South Carolina	84004002
Kentucky <sup>2</sup>	16	South Dakota	n/a
Louisiana	AI30792	Tennessee <sup>1,4</sup>	2006
Louisiana	LA018	Texas	T104704245-20-18
Maine	TN00003	Texas <sup>5</sup>	LAB0152
Maryland	324	Utah	TN000032021-11
Massachusetts	M-TN003	Vermont	VT2006
Michigan	9958	Virginia	110033
Minnesota	047-999-395	Washington	C847
Mississippi	TN00003	West Virginia	233
Missouri	340	Wisconsin	998093910
Montana	CERT0086	Wyoming	A2LA
A2LA – ISO 17025	1461.01	AIHA-LAP,LLC EMLAP	100789
A2LA – ISO 17025 <sup>5</sup>	1461.02	DOD	1461.01
Canada	1461.01	USDA	P330-15-00234
EPA–Crypto	TN00003		

<sup>1</sup> Drinking Water <sup>2</sup> Underground Storage Tanks <sup>3</sup> Aquatic Toxicity <sup>4</sup> Chemical/Microbiological <sup>5</sup> Mold <sup>6</sup> Wastewater n/a Accreditation not applicable

\* Not all certifications held by the laboratory are applicable to the results reported in the attached report.

\* Accreditation is only applicable to the test methods specified on each scope of accreditation held by Pace Analytical.



<b>Company Name/Address:</b> <b>Civitas/Tasman - CO</b> 4725 Independence St, Wheat Ridge, Colorado 80033		<b>Billing Information:</b> <b>Accounts Payable</b> 650 Southgate Dr. Windsor, CO 80550		Pres Chk
--	--	--	--	-------------

<b>Project Manager:</b> <b>Sam Vogt / Eli Craig</b>	Email: <b>svogt@tasman-geo.com /          ecraig@civiresources.com</b>
--	--

<b>Project Name:</b> Pronghorn B-28	Please Circle: PT (MT) CT ET
--	---------------------------------

Phone: <b>610-405-9078</b>	Lab Project #:	AFE# or C/C: <b>CO001132,          CO001130, CO001131</b>
----------------------------	----------------	---

Collected by (print): <b>Abby Martin, Ben Long</b>	Site/Facility ID #:	Billing Code #: <b>8520.162</b>
---	---------------------	------------------------------------

Collected by (signature): <i>Abby Martin</i>	<b>Rush?</b> (Lab MUST Be Notified) <input type="checkbox"/> Same Day <input type="checkbox"/> Five Day <input type="checkbox"/> Next Day <input type="checkbox"/> 5 Day (Rad Only) <input type="checkbox"/> Two Day <input type="checkbox"/> 10 Day (Rad Only) <input type="checkbox"/> Three Day	Quote #  Date Results Needed <b>STD</b>	# of Containers
---	--	--	-----------------

Sample ID	Comp/Grab	Matrix *	Depth	Date	Time	# of Containers	Full TABLE915 8ozClr-NoPres	Background TABLE915 8ozClr-NoPres	V8260 (GW TABLE915) 40mL Amb-HCl	Chloride, Sulfate 125mL HDPE-NoPres	TDS 1L-HDPE-NoPres
SEP3-B01@6"	Grab	SS	6"	12/12/25	13:25	2	X				
SEP3-B02@6"					13:30	1	X				
BG06@6"					14:00	1		X			
BG07@6"					14:02	1					
BG08@6"					14:04	1					
BG09@6"					14:06	1					
BG10@6"					14:08	1					

<b>* Matrix:</b> SS - Soil AIR - Air F - Filter GW - Groundwater B - Bioassay WW - WasteWater DW - Drinking Water OT - Other	<b>Remarks:</b> pH, EC, SAR by saturated paste preparation method Boron by hot water soluble preparation method Table 915-1 Metals - As, Ba, Cd, Cu, Pb, Ni, Se, Ag, Zn, Cr VI	pH _____ Temp _____ Flow _____ Other _____	<b>Sample Receipt Checklist</b> COC Seal Present/Intact: <input checked="" type="checkbox"/> Y <input type="checkbox"/> N COC Signed/Accurate: <input checked="" type="checkbox"/> Y <input type="checkbox"/> N Bottles arrive intact: <input checked="" type="checkbox"/> Y <input type="checkbox"/> N Correct bottles used: <input checked="" type="checkbox"/> Y <input type="checkbox"/> N Sufficient volume sent: <input checked="" type="checkbox"/> Y <input type="checkbox"/> N If Applicable VOA Zero Headspace: <input checked="" type="checkbox"/> Y <input type="checkbox"/> N Preservation Correct/Checked: <input checked="" type="checkbox"/> Y <input type="checkbox"/> N RAD Screen <0.5 mR/hr: <input checked="" type="checkbox"/> Y <input type="checkbox"/> N
---	---	---	--

Relinquished by: (Signature) <i>Abby Martin</i>	Date: <b>12/12/25</b>	Time: <b>15:01</b>	Received by: (Signature) <i>SWD</i>	Trip Blank Received: Yes <input checked="" type="checkbox"/> No <input type="checkbox"/> HCL / MeOH TBR
--	-----------------------	--------------------	--	---

Relinquished by: (Signature) <i>Abby Martin</i>	Date: <b>12/10/25</b>	Time: <b>1800</b>	Received by: (Signature) <i>SWD</i>	Temp: _____ °C Bottles Received: <b>TLA90.6+D=0.6 14</b>
--	-----------------------	-------------------	--	--

Relinquished by: (Signature) <i>Abby Martin</i>	Date:	Time:	Received for lab by: (Signature) <i>Abby Martin</i>	Date: <b>12/13/2025</b>	Time: <b>1100</b>	Hold:	Condition: NCF / OK
--	-------	-------	--	-------------------------	-------------------	-------	------------------------

Chain of Custody Page 1 of 1

**Pace**  
PEOPLE ADVANCING SCIENCE

**MT JULIET, TN**  
 12065 Lebanon Rd Mount Juliet, TN 37122 Submitting a sample via this chain of custody constitutes acknowledgment and acceptance of the Pace Terms and Conditions found at: <https://info.pacelabs.com/hubs/pas-standard-terms.pdf>

SNC # *492791*

**C005**

Acctnum: **CIVTASBCO**  
 Template: **T250702**  
 Prelogin: **P1068185**  
 PM: **824 - Chris Ward**  
 PB:

Shipped Via: **FedEX Ground**

Remarks	Sample # (lab only)
	01
	02
	03
	04
	05
	06