

The results set forth herein are provided by SGS North America Inc.

e-Hardcopy 2.0
Automated Report

Technical Report for

Chevron USA, Inc.

TASMCOA: Steve J18-16 WH/FL

10572

SGS Job Number: DA77200

Sampling Date: 11/12/25

Report to:

Chevron USA, Inc.
2115 117th Avenue
Greeley, CO 80634
nam.ehs.table915@sgs.com

ATTN: AJ Englehardt

Total number of pages in report: 188



Test results contained within this data package meet the requirements of the National Environmental Laboratory Accreditation Program and/or state specific certification programs as applicable unless noted in the narrative, comments or footnotes.

Eric Hoffman

Client Service contact: Joseph Rhoades 303-425-6021

Certifications: CO (CO00049), ND (R-027), UT (NELAP CO00049), LA (LA150028), TX (T104704511), WY (8TMS-L) HI (CO00049), NJ (CO011), NV (CO00049), AK (CO00049), CA (3076), and NC (08701)

This report shall not be reproduced, except in its entirety, without the written approval of SGS.
Test results relate only to samples analyzed.

How did we do today?

Your feedback helps us improve our service and takes less than a minute to complete.

START SURVEY

Table of Contents

-1-

Section 1: Sample Summary	4
Section 2: Summary of Hits	8
Section 3: Sample Results	17
3.1: DA77200-1: FL01-03@3'	18
3.2: DA77200-1A: FL01-03@3'	21
3.3: DA77200-1B: FL01-03@3'	23
3.4: DA77200-1C: FL01-03@3'	24
3.5: DA77200-2: FL02-03@3'	26
3.6: DA77200-2A: FL02-03@3'	29
3.7: DA77200-2B: FL02-03@3'	31
3.8: DA77200-2C: FL02-03@3'	32
3.9: DA77200-3: FL01-05@3'	34
3.10: DA77200-3A: FL01-05@3'	37
3.11: DA77200-3B: FL01-05@3'	39
3.12: DA77200-3C: FL01-05@3'	40
3.13: DA77200-4: FL02-05@3'	42
3.14: DA77200-4A: FL02-05@3'	45
3.15: DA77200-4B: FL02-05@3'	47
3.16: DA77200-4C: FL02-05@3'	48
3.17: DA77200-5: FL01-06@3'	50
3.18: DA77200-5A: FL01-06@3'	53
3.19: DA77200-5B: FL01-06@3'	55
3.20: DA77200-5C: FL01-06@3'	56
3.21: DA77200-6: FL02-06@3'	58
3.22: DA77200-6A: FL02-06@3'	61
3.23: DA77200-6B: FL02-06@3'	63
3.24: DA77200-6C: FL02-06@3'	64
3.25: DA77200-7: FL01-08@3'	66
3.26: DA77200-7A: FL01-08@3'	69
3.27: DA77200-7B: FL01-08@3'	71
3.28: DA77200-7C: FL01-08@3'	72
3.29: DA77200-8: FL02-08@3'	74
3.30: DA77200-8A: FL02-08@3'	77
3.31: DA77200-8B: FL02-08@3'	79
3.32: DA77200-8C: FL02-08@3'	80
3.33: DA77200-9: FL01-10@3'	82
3.34: DA77200-9A: FL01-10@3'	85
3.35: DA77200-9B: FL01-10@3'	87
3.36: DA77200-9C: FL01-10@3'	88
3.37: DA77200-10: FL02-10@3'	90
3.38: DA77200-10A: FL02-10@3'	93
3.39: DA77200-10B: FL02-10@3'	95

Table of Contents

-2-

3.40: DA77200-10C: FL02-10@3'	96
3.41: DA77200-11: FL01-13@3'	98
3.42: DA77200-11A: FL01-13@3'	101
3.43: DA77200-11B: FL01-13@3'	103
3.44: DA77200-11C: FL01-13@3'	104
3.45: DA77200-12: FL02-13@3'	106
3.46: DA77200-12A: FL02-13@3'	109
3.47: DA77200-12B: FL02-13@3'	111
3.48: DA77200-12C: FL02-13@3'	112
Section 4: Misc. Forms	114
4.1: Chain of Custody	115
Section 5: MS Volatiles - QC Data Summaries	117
5.1: Method Blank Summary	118
5.2: Blank Spike Summary	120
5.3: Matrix Spike/Matrix Spike Duplicate Summary	124
Section 6: MS Semi-volatiles - QC Data Summaries	128
6.1: Method Blank Summary	129
6.2: Blank Spike Summary	131
6.3: Matrix Spike/Matrix Spike Duplicate Summary	133
Section 7: GC/LC Semi-volatiles - QC Data Summaries	135
7.1: Method Blank Summary	136
7.2: Blank Spike Summary	137
7.3: Matrix Spike/Matrix Spike Duplicate Summary	139
Section 8: Metals Analysis - QC Data Summaries	141
8.1: Prep QC MP44381: As,Ba,Cd,Cu,Pb,Ni,Se,Ag,Zn	142
8.2: Prep QC MP44393: As,Ba,Cd,Cu,Pb,Ni,Se,Ag,Zn	147
8.3: Prep QC MP44396: B	152
8.4: Prep QC MP44397: B	160
8.5: Prep QC MP44404: Ca,Mg,Na	168
Section 9: General Chemistry - QC Data Summaries	178
9.1: Method Blank and Spike Results Summary	179
9.2: Duplicate Results Summary	180
Section 10: Misc. Forms (SGS Dayton, NJ)	181
10.1: Chain of Custody	182
Section 11: General Chemistry - QC Data (SGS Dayton, NJ)	185
11.1: Method Blank and Spike Results Summary	186
11.2: Duplicate Results Summary	187
11.3: Matrix Spike Results Summary	188



Sample Summary

Chevron USA, Inc.

Job No: DA77200

TASMCOA: Steve J18-16 WH/FL
 Project No: 10572

Sample Number	Collected		Received	Matrix		Client Sample ID
	Date	Time By		Code	Type	
DA77200-1	11/12/25	10:43 CK	11/12/25	SO	Soil	FL01-03@3'
DA77200-1A	11/12/25	10:43 CK	11/12/25	SO	Soil	FL01-03@3'
DA77200-1B	11/12/25	10:43 CK	11/12/25	SO	Soil	FL01-03@3'
DA77200-1C	11/12/25	10:43 CK	11/12/25	SO	Soil	FL01-03@3'
DA77200-2	11/12/25	10:44 CK	11/12/25	SO	Soil	FL02-03@3'
DA77200-2A	11/12/25	10:44 CK	11/12/25	SO	Soil	FL02-03@3'
DA77200-2B	11/12/25	10:44 CK	11/12/25	SO	Soil	FL02-03@3'
DA77200-2C	11/12/25	10:44 CK	11/12/25	SO	Soil	FL02-03@3'
DA77200-3	11/12/25	11:25 CK	11/12/25	SO	Soil	FL01-05@3'
DA77200-3A	11/12/25	11:25 CK	11/12/25	SO	Soil	FL01-05@3'
DA77200-3B	11/12/25	11:25 CK	11/12/25	SO	Soil	FL01-05@3'
DA77200-3C	11/12/25	11:25 CK	11/12/25	SO	Soil	FL01-05@3'
DA77200-4	11/12/25	11:26 CK	11/12/25	SO	Soil	FL02-05@3'

Soil samples reported on a dry weight basis unless otherwise indicated on result page.



Sample Summary

(continued)

Chevron USA, Inc.

Job No: DA77200

TASMCOA: Steve J18-16 WH/FL
 Project No: 10572

Sample Number	Collected		Received	Matrix		Client Sample ID
	Date	Time By		Code	Type	
DA77200-4A	11/12/25	11:26 CK	11/12/25	SO	Soil	FL02-05@3'
DA77200-4B	11/12/25	11:26 CK	11/12/25	SO	Soil	FL02-05@3'
DA77200-4C	11/12/25	11:26 CK	11/12/25	SO	Soil	FL02-05@3'
DA77200-5	11/12/25	12:05 CK	11/12/25	SO	Soil	FL01-06@3'
DA77200-5A	11/12/25	12:05 CK	11/12/25	SO	Soil	FL01-06@3'
DA77200-5B	11/12/25	12:05 CK	11/12/25	SO	Soil	FL01-06@3'
DA77200-5C	11/12/25	12:05 CK	11/12/25	SO	Soil	FL01-06@3'
DA77200-6	11/12/25	12:06 CK	11/12/25	SO	Soil	FL02-06@3'
DA77200-6A	11/12/25	12:06 CK	11/12/25	SO	Soil	FL02-06@3'
DA77200-6B	11/12/25	12:06 CK	11/12/25	SO	Soil	FL02-06@3'
DA77200-6C	11/12/25	12:06 CK	11/12/25	SO	Soil	FL02-06@3'
DA77200-7	11/12/25	13:53 CK	11/12/25	SO	Soil	FL01-08@3'
DA77200-7A	11/12/25	13:53 CK	11/12/25	SO	Soil	FL01-08@3'

Soil samples reported on a dry weight basis unless otherwise indicated on result page.



Sample Summary

(continued)

Chevron USA, Inc.

Job No: DA77200

TASMCOA: Steve J18-16 WH/FL
 Project No: 10572

Sample Number	Collected		Received	Matrix		Client Sample ID
	Date	Time By		Code	Type	
DA77200-7B	11/12/25	13:53 CK	11/12/25	SO	Soil	FL01-08@3'
DA77200-7C	11/12/25	13:53 CK	11/12/25	SO	Soil	FL01-08@3'
DA77200-8	11/12/25	13:54 CK	11/12/25	SO	Soil	FL02-08@3'
DA77200-8A	11/12/25	13:54 CK	11/12/25	SO	Soil	FL02-08@3'
DA77200-8B	11/12/25	13:54 CK	11/12/25	SO	Soil	FL02-08@3'
DA77200-8C	11/12/25	13:54 CK	11/12/25	SO	Soil	FL02-08@3'
DA77200-9	11/12/25	14:24 CK	11/12/25	SO	Soil	FL01-10@3'
DA77200-9A	11/12/25	14:24 CK	11/12/25	SO	Soil	FL01-10@3'
DA77200-9B	11/12/25	14:24 CK	11/12/25	SO	Soil	FL01-10@3'
DA77200-9C	11/12/25	14:24 CK	11/12/25	SO	Soil	FL01-10@3'
DA77200-10	11/12/25	14:25 CK	11/12/25	SO	Soil	FL02-10@3'
DA77200-10A	11/12/25	14:25 CK	11/12/25	SO	Soil	FL02-10@3'
DA77200-10B	11/12/25	14:25 CK	11/12/25	SO	Soil	FL02-10@3'

Soil samples reported on a dry weight basis unless otherwise indicated on result page.



Sample Summary

(continued)

Chevron USA, Inc.

Job No: DA77200

TASMCOA: Steve J18-16 WH/FL
 Project No: 10572

Sample Number	Collected		Received	Matrix		Client Sample ID
	Date	Time By		Code	Type	
DA77200-10C	11/12/25	14:25 CK	11/12/25	SO	Soil	FL02-10@3'
DA77200-11	11/12/25	15:39 CK	11/12/25	SO	Soil	FL01-13@3'
DA77200-11A	11/12/25	15:39 CK	11/12/25	SO	Soil	FL01-13@3'
DA77200-11B	11/12/25	15:39 CK	11/12/25	SO	Soil	FL01-13@3'
DA77200-11C	11/12/25	15:39 CK	11/12/25	SO	Soil	FL01-13@3'
DA77200-12	11/12/25	15:40 CK	11/12/25	SO	Soil	FL02-13@3'
DA77200-12A	11/12/25	15:40 CK	11/12/25	SO	Soil	FL02-13@3'
DA77200-12B	11/12/25	15:40 CK	11/12/25	SO	Soil	FL02-13@3'
DA77200-12C	11/12/25	15:40 CK	11/12/25	SO	Soil	FL02-13@3'

Soil samples reported on a dry weight basis unless otherwise indicated on result page.

Summary of Hits

Job Number: DA77200
Account: Chevron USA, Inc.
Project: TASMCOA: Steve J18-16 WH/FL
Collected: 11/12/25

Lab Sample ID	Client Sample ID	Result/ Qual	RL	MDL	Units	Method
---------------	------------------	-----------------	----	-----	-------	--------

DA77200-1 FL01-03@3'

No hits reported in this sample.

DA77200-1A FL01-03@3'

Calcium	109	6.0		mg/l	SW846 6010C
Magnesium	15.6	3.0		mg/l	SW846 6010C
Sodium	12.3	6.0		mg/l	SW846 6010C
Sodium Adsorption Ratio ^a	0.292			ratio	USDA HANDBOOK 60

DA77200-1B FL01-03@3'

No hits reported in this sample.

DA77200-1C FL01-03@3'

Arsenic	3.6	0.20		mg/kg	SW846 6020B
Barium	89.0	2.0		mg/kg	SW846 6020B
Cadmium	0.11	0.10		mg/kg	SW846 6020B
Copper	5.8	2.0		mg/kg	SW846 6020B
Lead	5.9	0.51		mg/kg	SW846 6020B
Nickel	7.6	2.0		mg/kg	SW846 6020B
Zinc	24.2	10		mg/kg	SW846 6020B
pH ^b	8.19			su	WREP-125,4E-SATPASTE
Specific Conductivity ^b	0.75	0.0010		mmhos/cm	SM 2510B-2011 MOD

DA77200-2 FL02-03@3'

No hits reported in this sample.

DA77200-2A FL02-03@3'

Calcium	97.9	6.0		mg/l	SW846 6010C
Magnesium	16.0	3.0		mg/l	SW846 6010C
Sodium	9.04	6.0		mg/l	SW846 6010C
Sodium Adsorption Ratio ^a	0.223			ratio	USDA HANDBOOK 60

DA77200-2B FL02-03@3'

No hits reported in this sample.

DA77200-2C FL02-03@3'

Arsenic	3.6	0.20		mg/kg	SW846 6020B
---------	-----	------	--	-------	-------------

Summary of Hits

Job Number: DA77200
Account: Chevron USA, Inc.
Project: TASMCOA: Steve J18-16 WH/FL
Collected: 11/12/25

Lab Sample ID Analyte	Client Sample ID	Result/ Qual	RL	MDL	Units	Method
Barium		82.6	2.0		mg/kg	SW846 6020B
Cadmium		0.16	0.10		mg/kg	SW846 6020B
Copper		6.0	2.0		mg/kg	SW846 6020B
Lead		6.5	0.50		mg/kg	SW846 6020B
Nickel		7.7	2.0		mg/kg	SW846 6020B
Zinc		24.7	10		mg/kg	SW846 6020B
pH ^b		8.10			su	WREP-125,4E-SATPASTE
Specific Conductivity ^b		0.41	0.0010		mmhos/cm	SM 2510B-2011 MOD

DA77200-3 FL01-05@3'

Benzo(a)anthracene	0.0084	0.0052		mg/kg	SW846 8270E
Benzo(b)fluoranthene	0.0064	0.0042		mg/kg	SW846 8270E
Benzo(a)pyrene	0.0044	0.0042		mg/kg	SW846 8270E
Chrysene	0.0077	0.0042		mg/kg	SW846 8270E
Fluoranthene	0.0242	0.0042		mg/kg	SW846 8270E
Pyrene	0.0185	0.0042		mg/kg	SW846 8270E
TPH-DRO (C10-C28)	11.9	4.2		mg/kg	SW846-8015C

DA77200-3A FL01-05@3'

Calcium	62.7	6.0		mg/l	SW846 6010C
Magnesium	12.2	3.0		mg/l	SW846 6010C
Sodium	13.2	6.0		mg/l	SW846 6010C
Sodium Adsorption Ratio ^a	0.399			ratio	USDA HANDBOOK 60

DA77200-3B FL01-05@3'

No hits reported in this sample.

DA77200-3C FL01-05@3'

Arsenic	4.2	0.21		mg/kg	SW846 6020B
Barium	99.7	2.1		mg/kg	SW846 6020B
Copper	6.1	2.1		mg/kg	SW846 6020B
Lead	6.6	0.52		mg/kg	SW846 6020B
Nickel	7.4	2.1		mg/kg	SW846 6020B
Zinc	24.4	10		mg/kg	SW846 6020B
pH ^b	8.04			su	WREP-125,4E-SATPASTE
Specific Conductivity ^b	0.41	0.0010		mmhos/cm	SM 2510B-2011 MOD

DA77200-4 FL02-05@3'

Acenaphthene	0.0264	0.0042		mg/kg	SW846 8270E
Anthracene	0.0604	0.0042		mg/kg	SW846 8270E

Summary of Hits

Job Number: DA77200
Account: Chevron USA, Inc.
Project: TASMCOA: Steve J18-16 WH/FL
Collected: 11/12/25

Lab Sample ID	Client Sample ID	Result/ Qual	RL	MDL	Units	Method
		0.0777	0.0052		mg/kg	SW846 8270E
		0.0784	0.0042		mg/kg	SW846 8270E
		0.0259	0.0042		mg/kg	SW846 8270E
		0.0529	0.0042		mg/kg	SW846 8270E
		0.0813	0.0042		mg/kg	SW846 8270E
		0.0090	0.0042		mg/kg	SW846 8270E
		0.299	0.0042		mg/kg	SW846 8270E
		0.0353	0.0042		mg/kg	SW846 8270E
		0.0236	0.0042		mg/kg	SW846 8270E
		0.0049	0.0042		mg/kg	SW846 8270E
		0.0205	0.0021		mg/kg	SW846 8270E
		0.213	0.0042		mg/kg	SW846 8270E
		17.6	4.2		mg/kg	SW846-8015C
		7.43	6.2		mg/kg	SW846-8015C

DA77200-4A FL02-05@3'

Calcium	45.2	6.0	mg/l	SW846 6010C
Magnesium	11.6	3.0	mg/l	SW846 6010C
Sodium	14.1	6.0	mg/l	SW846 6010C
Sodium Adsorption Ratio ^a	0.484		ratio	USDA HANDBOOK 60

DA77200-4B FL02-05@3'

No hits reported in this sample.

DA77200-4C FL02-05@3'

Arsenic	3.7	0.18	mg/kg	SW846 6020B
Barium	101	1.8	mg/kg	SW846 6020B
Cadmium	0.091	0.090	mg/kg	SW846 6020B
Copper	5.1	1.8	mg/kg	SW846 6020B
Lead	5.9	0.45	mg/kg	SW846 6020B
Nickel	6.7	1.8	mg/kg	SW846 6020B
Zinc	21.9	9.0	mg/kg	SW846 6020B
pH ^b	8.20		su	WREP-125,4E-SATPASTE
Specific Conductivity ^b	0.31	0.0010	mmhos/cm	SM 2510B-2011 MOD

DA77200-5 FL01-06@3'

No hits reported in this sample.

DA77200-5A FL01-06@3'

Calcium	75.7	6.0	mg/l	SW846 6010C
---------	------	-----	------	-------------

Summary of Hits

Job Number: DA77200
Account: Chevron USA, Inc.
Project: TASMCOA: Steve J18-16 WH/FL
Collected: 11/12/25

Lab Sample ID	Client Sample ID	Result/ Qual	RL	MDL	Units	Method
---------------	------------------	-----------------	----	-----	-------	--------

Magnesium		19.4	3.0		mg/l	SW846 6010C
Sodium		84.5	6.0		mg/l	SW846 6010C
Sodium Adsorption Ratio ^a		2.24			ratio	USDA HANDBOOK 60

DA77200-5B FL01-06@3'

No hits reported in this sample.

DA77200-5C FL01-06@3'

Arsenic		3.9	0.20		mg/kg	SW846 6020B
Barium		89.4	2.0		mg/kg	SW846 6020B
Copper		7.1	2.0		mg/kg	SW846 6020B
Lead		7.8	0.50		mg/kg	SW846 6020B
Nickel		8.8	2.0		mg/kg	SW846 6020B
Zinc		30.9	10		mg/kg	SW846 6020B
pH ^b		8.08			su	WREP-125,4E-SATPASTE
Specific Conductivity ^b		0.83	0.0010		mmhos/cm	SM 2510B-2011 MOD

DA77200-6 FL02-06@3'

Fluoranthene		0.0050	0.0044		mg/kg	SW846 8270E
--------------	--	--------	--------	--	-------	-------------

DA77200-6A FL02-06@3'

Calcium		111	6.0		mg/l	SW846 6010C
Magnesium		32.5	3.0		mg/l	SW846 6010C
Sodium		106	6.0		mg/l	SW846 6010C
Sodium Adsorption Ratio ^a		2.27			ratio	USDA HANDBOOK 60

DA77200-6B FL02-06@3'

No hits reported in this sample.

DA77200-6C FL02-06@3'

Arsenic		3.9	0.22		mg/kg	SW846 6020B
Barium		81.8	2.2		mg/kg	SW846 6020B
Cadmium		0.12	0.11		mg/kg	SW846 6020B
Copper		7.2	2.2		mg/kg	SW846 6020B
Lead		8.0	0.54		mg/kg	SW846 6020B
Nickel		8.9	2.2		mg/kg	SW846 6020B
Zinc		31.9	11		mg/kg	SW846 6020B
pH ^b		8.12			su	WREP-125,4E-SATPASTE
Specific Conductivity ^b		1.1	0.0010		mmhos/cm	SM 2510B-2011 MOD

Summary of Hits

Job Number: DA77200
Account: Chevron USA, Inc.
Project: TASMCOA: Steve J18-16 WH/FL
Collected: 11/12/25

Lab Sample ID	Client Sample ID	Result/ Qual	RL	MDL	Units	Method
---------------	------------------	-----------------	----	-----	-------	--------

DA77200-7 FL01-08@3'

No hits reported in this sample.

DA77200-7A FL01-08@3'

Calcium	124	6.0		mg/l	SW846 6010C
Magnesium	25.6	3.0		mg/l	SW846 6010C
Sodium	74.8	6.0		mg/l	SW846 6010C
Sodium Adsorption Ratio ^a	1.60			ratio	USDA HANDBOOK 60

DA77200-7B FL01-08@3'

No hits reported in this sample.

DA77200-7C FL01-08@3'

Arsenic	3.1	0.21		mg/kg	SW846 6020B
Barium	107	2.1		mg/kg	SW846 6020B
Cadmium	0.15	0.10		mg/kg	SW846 6020B
Copper	7.0	2.1		mg/kg	SW846 6020B
Lead	8.0	0.52		mg/kg	SW846 6020B
Nickel	6.3	2.1		mg/kg	SW846 6020B
Selenium	0.24	0.21		mg/kg	SW846 6020B
Zinc	33.5	10		mg/kg	SW846 6020B
pH ^b	7.88			su	WREP-125,4E-SATPASTE
Specific Conductivity ^b	1.0	0.0010		mmhos/cm	SM 2510B-2011 MOD

DA77200-8 FL02-08@3'

Xylene (total)	0.0026	0.0021		mg/kg	SW846 8260D
Acenaphthene	0.213	0.0043		mg/kg	SW846 8270E
Anthracene	0.481	0.0043		mg/kg	SW846 8270E
Benzo(a)anthracene	0.603	0.0053		mg/kg	SW846 8270E
Benzo(b)fluoranthene	0.543	0.0043		mg/kg	SW846 8270E
Benzo(k)fluoranthene	0.148	0.0043		mg/kg	SW846 8270E
Benzo(a)pyrene	0.377	0.0043		mg/kg	SW846 8270E
Chrysene	0.568	0.0043		mg/kg	SW846 8270E
Dibenzo(a,h)anthracene	0.0514	0.0043		mg/kg	SW846 8270E
Fluoranthene	1.89	0.0043		mg/kg	SW846 8270E
Fluorene	0.235	0.0043		mg/kg	SW846 8270E
Indeno(1,2,3-cd)pyrene	0.165	0.0043		mg/kg	SW846 8270E
1-Methylnaphthalene	0.0246	0.0043		mg/kg	SW846 8270E
2-Methylnaphthalene	0.0447	0.0043		mg/kg	SW846 8270E

Summary of Hits

Job Number: DA77200
Account: Chevron USA, Inc.
Project: TASMCOA: Steve J18-16 WH/FL
Collected: 11/12/25

Lab Sample ID	Client Sample ID	Result/ Qual	RL	MDL	Units	Method
---------------	------------------	-----------------	----	-----	-------	--------

Naphthalene		0.209	0.0021		mg/kg	SW846 8270E
Pyrene		1.37	0.0043		mg/kg	SW846 8270E
TPH-DRO (C10-C28)		32.8	4.4		mg/kg	SW846-8015C
TPH-ORO (> C28-C36)		12.8	6.6		mg/kg	SW846-8015C

DA77200-8A FL02-08@3'

Calcium		182	6.0		mg/l	SW846 6010C
Magnesium		32.7	3.0		mg/l	SW846 6010C
Sodium		121	6.0		mg/l	SW846 6010C
Sodium Adsorption Ratio ^a		2.17			ratio	USDA HANDBOOK 60

DA77200-8B FL02-08@3'

No hits reported in this sample.

DA77200-8C FL02-08@3'

Arsenic		2.9	0.19		mg/kg	SW846 6020B
Barium		121	1.9		mg/kg	SW846 6020B
Copper		5.0	1.9		mg/kg	SW846 6020B
Lead		7.1	0.48		mg/kg	SW846 6020B
Nickel		5.9	1.9		mg/kg	SW846 6020B
Selenium		0.19	0.19		mg/kg	SW846 6020B
Zinc		27.0	9.5		mg/kg	SW846 6020B
pH ^b		8.05			su	WREP-125,4E-SATPASTE
Specific Conductivity ^b		1.4	0.0010		mmhos/cm	SM 2510B-2011 MOD

DA77200-9 FL01-10@3'

Acenaphthene		0.0063	0.0043		mg/kg	SW846 8270E
Anthracene		0.0214	0.0043		mg/kg	SW846 8270E
Benzo(a)anthracene		0.0408	0.0054		mg/kg	SW846 8270E
Benzo(b)fluoranthene		0.0369	0.0043		mg/kg	SW846 8270E
Benzo(k)fluoranthene		0.0121	0.0043		mg/kg	SW846 8270E
Benzo(a)pyrene		0.0257	0.0043		mg/kg	SW846 8270E
Chrysene		0.0412	0.0043		mg/kg	SW846 8270E
Dibenzo(a,h)anthracene		0.0052	0.0043		mg/kg	SW846 8270E
Fluoranthene		0.133	0.0043		mg/kg	SW846 8270E
Fluorene		0.0084	0.0043		mg/kg	SW846 8270E
Indeno(1,2,3-cd)pyrene		0.0135	0.0043		mg/kg	SW846 8270E
Pyrene		0.0979	0.0043		mg/kg	SW846 8270E
TPH-DRO (C10-C28)		9.17	4.4		mg/kg	SW846-8015C

Summary of Hits

Job Number: DA77200
Account: Chevron USA, Inc.
Project: TASMCOA: Steve J18-16 WH/FL
Collected: 11/12/25

Lab Sample ID	Client Sample ID	Result/ Qual	RL	MDL	Units	Method
---------------	------------------	-----------------	----	-----	-------	--------

DA77200-9A FL01-10@3'

Calcium	255	6.0			mg/l	SW846 6010C
Magnesium	50.9	3.0			mg/l	SW846 6010C
Sodium	172	6.0			mg/l	SW846 6010C
Sodium Adsorption Ratio ^a	2.57				ratio	USDA HANDBOOK 60

DA77200-9B FL01-10@3'

No hits reported in this sample.

DA77200-9C FL01-10@3'

Arsenic	4.3	0.19			mg/kg	SW846 6020B
Barium	117	1.9			mg/kg	SW846 6020B
Cadmium	0.11	0.094			mg/kg	SW846 6020B
Copper	5.3	1.9			mg/kg	SW846 6020B
Lead	7.0	0.47			mg/kg	SW846 6020B
Nickel	7.2	1.9			mg/kg	SW846 6020B
Zinc	23.1	9.4			mg/kg	SW846 6020B
pH ^b	7.90				su	WREP-125,4E-SATPASTE
Specific Conductivity ^b	2.0	0.0010			mmhos/cm	SM 2510B-2011 MOD

DA77200-10 FL02-10@3'

Acenaphthene	0.0080	0.0045			mg/kg	SW846 8270E
Anthracene	0.0164	0.0045			mg/kg	SW846 8270E
Benzo(a)anthracene	0.0293	0.0056			mg/kg	SW846 8270E
Benzo(b)fluoranthene	0.0256	0.0045			mg/kg	SW846 8270E
Benzo(k)fluoranthene	0.0093	0.0045			mg/kg	SW846 8270E
Benzo(a)pyrene	0.0182	0.0045			mg/kg	SW846 8270E
Chrysene	0.0283	0.0045			mg/kg	SW846 8270E
Fluoranthene	0.0929	0.0045			mg/kg	SW846 8270E
Fluorene	0.0088	0.0045			mg/kg	SW846 8270E
Indeno(1,2,3-cd)pyrene	0.0096	0.0045			mg/kg	SW846 8270E
Naphthalene	0.0024	0.0022			mg/kg	SW846 8270E
Pyrene	0.0674	0.0045			mg/kg	SW846 8270E

DA77200-10A FL02-10@3'

Calcium	390	6.0			mg/l	SW846 6010C
Magnesium	73.4	3.0			mg/l	SW846 6010C
Sodium	210	6.0			mg/l	SW846 6010C
Sodium Adsorption Ratio ^a	2.56				ratio	USDA HANDBOOK 60

Summary of Hits

Job Number: DA77200
Account: Chevron USA, Inc.
Project: TASMCOA: Steve J18-16 WH/FL
Collected: 11/12/25

Lab Sample ID	Client Sample ID	Result/ Qual	RL	MDL	Units	Method
---------------	------------------	-----------------	----	-----	-------	--------

DA77200-10B FL02-10@3'

No hits reported in this sample.

DA77200-10C FL02-10@3'

Arsenic	4.3	0.20		mg/kg	SW846 6020B
Barium	118	2.0		mg/kg	SW846 6020B
Cadmium	0.13	0.10		mg/kg	SW846 6020B
Copper	5.2	2.0		mg/kg	SW846 6020B
Lead	6.8	0.51		mg/kg	SW846 6020B
Nickel	7.0	2.0		mg/kg	SW846 6020B
Selenium	0.23	0.20		mg/kg	SW846 6020B
Zinc	23.3	10		mg/kg	SW846 6020B
pH ^b	7.96			su	WREP-125,4E-SATPASTE
Specific Conductivity ^b	2.7	0.0010		mmhos/cm	SM 2510B-2011 MOD

DA77200-11 FL01-13@3'

No hits reported in this sample.

DA77200-11A FL01-13@3'

Calcium	107	6.0		mg/l	SW846 6010C
Magnesium	10.4	3.0		mg/l	SW846 6010C
Sodium	17.3	6.0		mg/l	SW846 6010C
Sodium Adsorption Ratio ^a	0.427			ratio	USDA HANDBOOK 60

DA77200-11B FL01-13@3'

No hits reported in this sample.

DA77200-11C FL01-13@3'

Arsenic	3.0	0.20		mg/kg	SW846 6020B
Barium	72.6	2.0		mg/kg	SW846 6020B
Copper	5.0	2.0		mg/kg	SW846 6020B
Lead	8.1	0.49		mg/kg	SW846 6020B
Nickel	4.4	2.0		mg/kg	SW846 6020B
Zinc	23.4	9.9		mg/kg	SW846 6020B
pH ^b	8.22			su	WREP-125,4E-SATPASTE
Specific Conductivity ^b	0.38	0.0010		mmhos/cm	SM 2510B-2011 MOD

Summary of Hits

Job Number: DA77200
Account: Chevron USA, Inc.
Project: TASMCOA: Steve J18-16 WH/FL
Collected: 11/12/25

Lab Sample ID	Client Sample ID	Result/ Qual	RL	MDL	Units	Method
---------------	------------------	-----------------	----	-----	-------	--------

DA77200-12 FL02-13@3'

No hits reported in this sample.

DA77200-12A FL02-13@3'

Calcium	85.8	6.0		mg/l	SW846 6010C
Magnesium	8.55	3.0		mg/l	SW846 6010C
Sodium	13.8	6.0		mg/l	SW846 6010C
Sodium Adsorption Ratio ^a	0.380			ratio	USDA HANDBOOK 60

DA77200-12B FL02-13@3'

No hits reported in this sample.

DA77200-12C FL02-13@3'

Arsenic	5.3	0.21		mg/kg	SW846 6020B
Barium	76.4	2.1		mg/kg	SW846 6020B
Copper	5.3	2.1		mg/kg	SW846 6020B
Lead	7.6	0.53		mg/kg	SW846 6020B
Nickel	4.9	2.1		mg/kg	SW846 6020B
Zinc	21.9	11		mg/kg	SW846 6020B
pH ^b	8.20			su	WREP-125,4E-SATPASTE
Specific Conductivity ^b	0.36	0.0010		mmhos/cm	SM 2510B-2011 MOD
Chromium, Hexavalent ^c	0.54	0.45		mg/kg	SW846 3060A/7199

(a) Calculated as: (Na meq/L) / sqrt [(Ca meq/L)+ (Mg meq/L)/2]

(b) Saturated paste was generated on 11/13/25.

(c) Analysis performed at SGS Dayton, NJ.

Sample Results

Report of Analysis

Report of Analysis

3.1
3

Client Sample ID: FL01-03@3'	
Lab Sample ID: DA77200-1	Date Sampled: 11/12/25
Matrix: SO - Soil	Date Received: 11/12/25
Method: SW846 8260D	Percent Solids: 89.9
Project: TASMCOA: Steve J18-16 WH/FL	

Run #	File ID	DF	Analyzed	By	Prep Date	Prep Batch	Analytical Batch
Run #1	5V96526.D	1	11/18/25 00:22	MB	n/a	n/a	V5V4571
Run #2							

Run #	Initial Weight	Final Volume
Run #1	5.06 g	5.0 ml
Run #2		

VOA COGCC Table 915 soil list

CAS No.	Compound	Result	RL	Units	Q
71-43-2	Benzene	< 0.0011	0.0011	mg/kg	
100-41-4	Ethylbenzene	< 0.0022	0.0022	mg/kg	
108-88-3	Toluene	< 0.0022	0.0022	mg/kg	
95-63-6	1,2,4-Trimethylbenzene	< 0.0022	0.0022	mg/kg	
108-67-8	1,3,5-Trimethylbenzene	< 0.0022	0.0022	mg/kg	
	m,p-Xylene	< 0.0022	0.0022	mg/kg	
95-47-6	o-Xylene	< 0.0022	0.0022	mg/kg	
1330-20-7	Xylene (total)	< 0.0022	0.0022	mg/kg	
	TPH-GRO (C6-C10) ^a	< 0.22	0.22	mg/kg	

CAS No.	Surrogate Recoveries	Run# 1	Run# 2	Limits
1868-53-7	Dibromofluoromethane	99%		70-130%
2037-26-5	Toluene-D8	92%		70-130%
460-00-4	4-Bromofluorobenzene	99%		70-130%
17060-07-0	1,2-Dichloroethane-D4	107%		70-130%

(a) Associated CCV outside of control limits high, sample was ND.

RL = Reporting Limit
E = Indicates value exceeds calibration range

J = Indicates an estimated value
B = Indicates analyte found in associated method blank
N = Indicates presumptive evidence of a compound

Report of Analysis

3.1
3

Client Sample ID: FL01-03@3'	
Lab Sample ID: DA77200-1	Date Sampled: 11/12/25
Matrix: SO - Soil	Date Received: 11/12/25
Method: SW846 8270E SW846 3570	Percent Solids: 89.9
Project: TASMCOA: Steve J18-16 WH/FL	

Run #	File ID	DF	Analyzed	By	Prep Date	Prep Batch	Analytical Batch
Run #1	6G023479.D	1	11/17/25 14:58	TH	11/13/25 15:30	OP29272	E6G874
Run #2							

Run #	Initial Weight	Final Volume
Run #1	5.1 g	10.0 ml
Run #2		

COGCC Table 915-1 PAH List

CAS No.	Compound	Result	RL	Units	Q
83-32-9	Acenaphthene	< 0.0044	0.0044	mg/kg	
120-12-7	Anthracene	< 0.0044	0.0044	mg/kg	
56-55-3	Benzo(a)anthracene	< 0.0055	0.0055	mg/kg	
205-99-2	Benzo(b)fluoranthene	< 0.0044	0.0044	mg/kg	
207-08-9	Benzo(k)fluoranthene	< 0.0044	0.0044	mg/kg	
50-32-8	Benzo(a)pyrene	< 0.0044	0.0044	mg/kg	
218-01-9	Chrysene	< 0.0044	0.0044	mg/kg	
53-70-3	Dibenzo(a,h)anthracene	< 0.0044	0.0044	mg/kg	
206-44-0	Fluoranthene	< 0.0044	0.0044	mg/kg	
86-73-7	Fluorene	< 0.0044	0.0044	mg/kg	
193-39-5	Indeno(1,2,3-cd)pyrene	< 0.0044	0.0044	mg/kg	
90-12-0	1-Methylnaphthalene	< 0.0044	0.0044	mg/kg	
91-57-6	2-Methylnaphthalene	< 0.0044	0.0044	mg/kg	
91-20-3	Naphthalene	< 0.0022	0.0022	mg/kg	
129-00-0	Pyrene	< 0.0044	0.0044	mg/kg	

CAS No.	Surrogate Recoveries	Run# 1	Run# 2	Limits
321-60-8	2-Fluorobiphenyl	101%		22-138%
4165-60-0	Nitrobenzene-d5	96%		32-143%
1718-51-0	Terphenyl-d14	101%		48-149%

RL = Reporting Limit
E = Indicates value exceeds calibration range

J = Indicates an estimated value
B = Indicates analyte found in associated method blank
N = Indicates presumptive evidence of a compound

Report of Analysis

3.1
3

Client Sample ID: FL01-03@3'	
Lab Sample ID: DA77200-1	Date Sampled: 11/12/25
Matrix: SO - Soil	Date Received: 11/12/25
Method: SW846-8015C SW846 3570	Percent Solids: 89.9
Project: TASMCOA: Steve J18-16 WH/FL	

	File ID	DF	Analyzed	By	Prep Date	Prep Batch	Analytical Batch
Run #1	FP089239.D	1	11/15/25 03:14	JB	11/13/25 12:00	OP29279	GFP2530
Run #2							

	Initial Weight	Final Volume
Run #1	5.1 g	10.0 ml
Run #2		

DRO C10-C28, ORO > C28-C36

CAS No.	Compound	Result	RL	Units	Q
	TPH-DRO (C10-C28) ^a	< 4.4	4.4	mg/kg	
	TPH-ORO (> C28-C36) ^b	< 6.6	6.6	mg/kg	

CAS No.	Surrogate Recoveries	Run# 1	Run# 2	Limits
84-15-1	o-Terphenyl	109%		20-142%

- (a) Associated CCV outside control limits biased high, sample is ND.
- (b) Associated CCV outside of control limits high.

RL = Reporting Limit
E = Indicates value exceeds calibration range

J = Indicates an estimated value
B = Indicates analyte found in associated method blank
N = Indicates presumptive evidence of a compound

Report of Analysis

Client Sample ID: FL01-03@3'		Date Sampled: 11/12/25
Lab Sample ID: DA77200-1A		Date Received: 11/12/25
Matrix: SO - Soil		Percent Solids: 89.9
Project: TASMCOA: Steve J18-16 WH/FL		

SAR Metals Analysis

Analyte	Result	RL	Units	DF	Prep	Analyzed By	Method	Prep Method
Calcium	109	6.0	mg/l	1	11/13/25	11/21/25 BR	SW846 6010C ¹	USDA HANDBOOK 60 ³
Magnesium	15.6	3.0	mg/l	1	11/13/25	11/21/25 BR	SW846 6010C ¹	USDA HANDBOOK 60 ³
Sodium	12.3	6.0	mg/l	1	11/13/25	11/24/25 BR	SW846 6010C ²	USDA HANDBOOK 60 ³

(1) Instrument QC Batch: MA19869

(2) Instrument QC Batch: MA19878

(3) Prep QC Batch: MP44404

RL = Reporting Limit

Report of Analysis

Client Sample ID: FL01-03@3'		Date Sampled: 11/12/25
Lab Sample ID: DA77200-1A		Date Received: 11/12/25
Matrix: SO - Soil		Percent Solids: 89.9
Project: TASMCOA: Steve J18-16 WH/FL		

General Chemistry

Analyte	Result	RL	Units	DF	Analyzed	By	Method
Sodium Adsorption Ratio ^a	0.292		ratio	1	11/24/25 20:55	BR	USDA HANDBOOK 60

(a) Calculated as: $(Na \text{ meq/L}) / \sqrt{[(Ca \text{ meq/L}) + (Mg \text{ meq/L})/2]}$

RL = Reporting Limit

Report of Analysis

Client Sample ID: FL01-03@3'	
Lab Sample ID: DA77200-1B	Date Sampled: 11/12/25
Matrix: SO - Soil	Date Received: 11/12/25
	Percent Solids: 89.9
Project: TASMCOA: Steve J18-16 WH/FL	

Hot Water Soluble Boron Metals Analysis

Analyte	Result	RL	Units	DF	Prep	Analyzed By	Method	Prep Method
Boron	< 0.50	0.50	mg/l	1	11/14/25	11/26/25 CDL	SW846 6010C ¹	HWS-B ²

(1) Instrument QC Batch: MA19889

(2) Prep QC Batch: MP44396

RL = Reporting Limit

Report of Analysis

Client Sample ID: FL01-03@3'	Date Sampled: 11/12/25
Lab Sample ID: DA77200-1C	Date Received: 11/12/25
Matrix: SO - Soil	Percent Solids: 89.9
Project: TASMCOA: Steve J18-16 WH/FL	

Metals Analysis

Analyte	Result	RL	Units	DF	Prep	Analyzed By	Method	Prep Method
Arsenic	3.6	0.20	mg/kg	10	11/13/25	11/24/25 GS	SW846 6020B ¹	SW846 3050B ²
Barium	89.0	2.0	mg/kg	10	11/13/25	11/24/25 GS	SW846 6020B ¹	SW846 3050B ²
Cadmium	0.11	0.10	mg/kg	10	11/13/25	11/24/25 GS	SW846 6020B ¹	SW846 3050B ²
Copper	5.8	2.0	mg/kg	10	11/13/25	11/24/25 GS	SW846 6020B ¹	SW846 3050B ²
Lead	5.9	0.51	mg/kg	10	11/13/25	11/24/25 GS	SW846 6020B ¹	SW846 3050B ²
Nickel	7.6	2.0	mg/kg	10	11/13/25	11/24/25 GS	SW846 6020B ¹	SW846 3050B ²
Selenium	< 0.20	0.20	mg/kg	10	11/13/25	11/24/25 GS	SW846 6020B ¹	SW846 3050B ²
Silver	< 0.10	0.10	mg/kg	10	11/13/25	11/24/25 GS	SW846 6020B ¹	SW846 3050B ²
Zinc	24.2	10	mg/kg	10	11/13/25	11/24/25 GS	SW846 6020B ¹	SW846 3050B ²

(1) Instrument QC Batch: MA19876

(2) Prep QC Batch: MP44381

RL = Reporting Limit

Report of Analysis

Client Sample ID: FL01-03@3'	Date Sampled: 11/12/25
Lab Sample ID: DA77200-1C	Date Received: 11/12/25
Matrix: SO - Soil	Percent Solids: 89.9
Project: TASMCOA: Steve J18-16 WH/FL	

General Chemistry

Analyte	Result	RL	Units	DF	Analyzed	By	Method
pH-saturated paste method							
pH ^a	8.19		su	1	11/13/25 20:17	GC	WREP-125,4E-SATPASTE
prep: DEPT.OF AG, BOOK N9							
Specific Conductivity ^a	0.75	0.0010	mmhos/cm	1	11/13/25 18:21	GC	SM 2510B-2011 MOD
Chromium, Hexavalent ^b	< 0.46	0.46	mg/kg	1	12/12/25 21:33	ANJ	SW846 3060A/7199

(a) Saturated paste was generated on 11/13/25.

(b) Analysis performed at SGS Dayton, NJ.

RL = Reporting Limit

Report of Analysis

3.5
3

Client Sample ID: FL02-03@3'	
Lab Sample ID: DA77200-2	Date Sampled: 11/12/25
Matrix: SO - Soil	Date Received: 11/12/25
Method: SW846 8260D	Percent Solids: 89.3
Project: TASMCOA: Steve J18-16 WH/FL	

Run #	File ID	DF	Analyzed	By	Prep Date	Prep Batch	Analytical Batch
Run #1	5V96527.D	1	11/18/25 00:45	MB	n/a	n/a	V5V4571
Run #2							

Run #	Initial Weight	Final Volume
Run #1	5.21 g	5.0 ml
Run #2		

VOA COGCC Table 915 soil list

CAS No.	Compound	Result	RL	Units	Q
71-43-2	Benzene	< 0.0011	0.0011	mg/kg	
100-41-4	Ethylbenzene	< 0.0021	0.0021	mg/kg	
108-88-3	Toluene	< 0.0021	0.0021	mg/kg	
95-63-6	1,2,4-Trimethylbenzene	< 0.0021	0.0021	mg/kg	
108-67-8	1,3,5-Trimethylbenzene	< 0.0021	0.0021	mg/kg	
	m,p-Xylene	< 0.0021	0.0021	mg/kg	
95-47-6	o-Xylene	< 0.0021	0.0021	mg/kg	
1330-20-7	Xylene (total)	< 0.0021	0.0021	mg/kg	
	TPH-GRO (C6-C10) ^a	< 0.21	0.21	mg/kg	

CAS No.	Surrogate Recoveries	Run# 1	Run# 2	Limits
1868-53-7	Dibromofluoromethane	97%		70-130%
2037-26-5	Toluene-D8	93%		70-130%
460-00-4	4-Bromofluorobenzene	97%		70-130%
17060-07-0	1,2-Dichloroethane-D4	101%		70-130%

(a) Associated CCV outside of control limits high, sample was ND.

RL = Reporting Limit
E = Indicates value exceeds calibration range

J = Indicates an estimated value
B = Indicates analyte found in associated method blank
N = Indicates presumptive evidence of a compound

Report of Analysis

Client Sample ID: FL02-03@3'		
Lab Sample ID: DA77200-2		Date Sampled: 11/12/25
Matrix: SO - Soil		Date Received: 11/12/25
Method: SW846 8270E SW846 3570		Percent Solids: 89.3
Project: TASMCOA: Steve J18-16 WH/FL		

Run #	File ID	DF	Analyzed	By	Prep Date	Prep Batch	Analytical Batch
Run #1	6G023480.D	1	11/17/25 15:17	TH	11/13/25 15:30	OP29272	E6G874
Run #2							

Run #	Initial Weight	Final Volume
Run #1	5.0 g	10.0 ml
Run #2		

COGCC Table 915-1 PAH List

CAS No.	Compound	Result	RL	Units	Q
83-32-9	Acenaphthene	< 0.0045	0.0045	mg/kg	
120-12-7	Anthracene	< 0.0045	0.0045	mg/kg	
56-55-3	Benzo(a)anthracene	< 0.0056	0.0056	mg/kg	
205-99-2	Benzo(b)fluoranthene	< 0.0045	0.0045	mg/kg	
207-08-9	Benzo(k)fluoranthene	< 0.0045	0.0045	mg/kg	
50-32-8	Benzo(a)pyrene	< 0.0045	0.0045	mg/kg	
218-01-9	Chrysene	< 0.0045	0.0045	mg/kg	
53-70-3	Dibenzo(a,h)anthracene	< 0.0045	0.0045	mg/kg	
206-44-0	Fluoranthene	< 0.0045	0.0045	mg/kg	
86-73-7	Fluorene	< 0.0045	0.0045	mg/kg	
193-39-5	Indeno(1,2,3-cd)pyrene	< 0.0045	0.0045	mg/kg	
90-12-0	1-Methylnaphthalene	< 0.0045	0.0045	mg/kg	
91-57-6	2-Methylnaphthalene	< 0.0045	0.0045	mg/kg	
91-20-3	Naphthalene	< 0.0022	0.0022	mg/kg	
129-00-0	Pyrene	< 0.0045	0.0045	mg/kg	

CAS No.	Surrogate Recoveries	Run# 1	Run# 2	Limits
321-60-8	2-Fluorobiphenyl	114%		22-138%
4165-60-0	Nitrobenzene-d5	106%		32-143%
1718-51-0	Terphenyl-d14	116%		48-149%

RL = Reporting Limit
E = Indicates value exceeds calibration range

J = Indicates an estimated value
B = Indicates analyte found in associated method blank
N = Indicates presumptive evidence of a compound

Report of Analysis

Client Sample ID: FL02-03@3'	
Lab Sample ID: DA77200-2	Date Sampled: 11/12/25
Matrix: SO - Soil	Date Received: 11/12/25
Method: SW846-8015C SW846 3570	Percent Solids: 89.3
Project: TASMCOA: Steve J18-16 WH/FL	

	File ID	DF	Analyzed	By	Prep Date	Prep Batch	Analytical Batch
Run #1	FP089240.D	1	11/15/25 03:27	JB	11/13/25 12:00	OP29279	GFP2530
Run #2							

	Initial Weight	Final Volume
Run #1	5.0 g	10.0 ml
Run #2		

DRO C10-C28, ORO > C28-C36

CAS No.	Compound	Result	RL	Units	Q
	TPH-DRO (C10-C28) ^a	< 4.4	4.4	mg/kg	
	TPH-ORO (> C28-C36) ^b	< 6.7	6.7	mg/kg	

CAS No.	Surrogate Recoveries	Run# 1	Run# 2	Limits
84-15-1	o-Terphenyl	97%		20-142%

- (a) Associated CCV outside control limits biased high, sample is ND.
 (b) Associated CCV outside of control limits high.

RL = Reporting Limit
 E = Indicates value exceeds calibration range

J = Indicates an estimated value
 B = Indicates analyte found in associated method blank
 N = Indicates presumptive evidence of a compound

Report of Analysis

Client Sample ID: FL02-03@3'		Date Sampled: 11/12/25
Lab Sample ID: DA77200-2A		Date Received: 11/12/25
Matrix: SO - Soil		Percent Solids: 89.3
Project: TASMCOA: Steve J18-16 WH/FL		

SAR Metals Analysis

Analyte	Result	RL	Units	DF	Prep	Analyzed By	Method	Prep Method
Calcium	97.9	6.0	mg/l	1	11/13/25	11/21/25 BR	SW846 6010C ¹	USDA HANDBOOK 60 ³
Magnesium	16.0	3.0	mg/l	1	11/13/25	11/21/25 BR	SW846 6010C ¹	USDA HANDBOOK 60 ³
Sodium	9.04	6.0	mg/l	1	11/13/25	11/24/25 BR	SW846 6010C ²	USDA HANDBOOK 60 ³

(1) Instrument QC Batch: MA19869

(2) Instrument QC Batch: MA19878

(3) Prep QC Batch: MP44404

RL = Reporting Limit

Report of Analysis

Client Sample ID: FL02-03@3'	Date Sampled: 11/12/25
Lab Sample ID: DA77200-2A	Date Received: 11/12/25
Matrix: SO - Soil	Percent Solids: 89.3
Project: TASMCOA: Steve J18-16 WH/FL	

General Chemistry

Analyte	Result	RL	Units	DF	Analyzed	By	Method
Sodium Adsorption Ratio ^a	0.223		ratio	1	11/24/25 20:57	BR	USDA HANDBOOK 60

(a) Calculated as: $(Na \text{ meq/L}) / \sqrt{[(Ca \text{ meq/L}) + (Mg \text{ meq/L})/2]}$

RL = Reporting Limit

Report of Analysis

Client Sample ID: FL02-03@3'	
Lab Sample ID: DA77200-2B	Date Sampled: 11/12/25
Matrix: SO - Soil	Date Received: 11/12/25
	Percent Solids: 89.3
Project: TASMCOA: Steve J18-16 WH/FL	

Hot Water Soluble Boron Metals Analysis

Analyte	Result	RL	Units	DF	Prep	Analyzed By	Method	Prep Method
Boron	< 0.50	0.50	mg/l	1	11/14/25	11/26/25 CDL	SW846 6010C ¹	HWS-B ²

(1) Instrument QC Batch: MA19889

(2) Prep QC Batch: MP44396

RL = Reporting Limit

Report of Analysis

Client Sample ID: FL02-03@3'	Date Sampled: 11/12/25
Lab Sample ID: DA77200-2C	Date Received: 11/12/25
Matrix: SO - Soil	Percent Solids: 89.3
Project: TASMCOA: Steve J18-16 WH/FL	

Metals Analysis

Analyte	Result	RL	Units	DF	Prep	Analyzed By	Method	Prep Method
Arsenic	3.6	0.20	mg/kg	10	11/13/25	11/24/25 GS	SW846 6020B ¹	SW846 3050B ²
Barium	82.6	2.0	mg/kg	10	11/13/25	11/24/25 GS	SW846 6020B ¹	SW846 3050B ²
Cadmium	0.16	0.10	mg/kg	10	11/13/25	11/24/25 GS	SW846 6020B ¹	SW846 3050B ²
Copper	6.0	2.0	mg/kg	10	11/13/25	11/24/25 GS	SW846 6020B ¹	SW846 3050B ²
Lead	6.5	0.50	mg/kg	10	11/13/25	11/24/25 GS	SW846 6020B ¹	SW846 3050B ²
Nickel	7.7	2.0	mg/kg	10	11/13/25	11/24/25 GS	SW846 6020B ¹	SW846 3050B ²
Selenium	< 0.20	0.20	mg/kg	10	11/13/25	11/24/25 GS	SW846 6020B ¹	SW846 3050B ²
Silver	< 0.10	0.10	mg/kg	10	11/13/25	11/24/25 GS	SW846 6020B ¹	SW846 3050B ²
Zinc	24.7	10	mg/kg	10	11/13/25	11/24/25 GS	SW846 6020B ¹	SW846 3050B ²

(1) Instrument QC Batch: MA19876

(2) Prep QC Batch: MP44381

RL = Reporting Limit



Report of Analysis

Client Sample ID: FL02-03@3'	Date Sampled: 11/12/25
Lab Sample ID: DA77200-2C	Date Received: 11/12/25
Matrix: SO - Soil	Percent Solids: 89.3
Project: TASMCOA: Steve J18-16 WH/FL	

General Chemistry

Analyte	Result	RL	Units	DF	Analyzed	By	Method
pH-saturated paste method							
pH ^a	8.10		su	1	11/13/25 20:17	GC	WREP-125,4E-SATPASTE
prep: DEPT.OF AG, BOOK N9							
Specific Conductivity ^a	0.41	0.0010	mmhos/cm	1	11/13/25 18:21	GC	SM 2510B-2011 MOD
Chromium, Hexavalent ^b	< 0.46	0.46	mg/kg	1	12/12/25 21:49	ANJ	SW846 3060A/7199

(a) Saturated paste was generated on 11/13/25.

(b) Analysis performed at SGS Dayton, NJ.

RL = Reporting Limit

Report of Analysis

3.9
3

Client Sample ID: FL01-05@3'	
Lab Sample ID: DA77200-3	Date Sampled: 11/12/25
Matrix: SO - Soil	Date Received: 11/12/25
Method: SW846 8260D	Percent Solids: 93.8
Project: TASMCOA: Steve J18-16 WH/FL	

Run #1	File ID	DF	Analyzed	By	Prep Date	Prep Batch	Analytical Batch
Run #1	5V96528.D	1	11/18/25 01:08	MB	n/a	n/a	V5V4571
Run #2							

Run #1	Initial Weight	Final Volume
Run #1	5.00 g	5.0 ml
Run #2		

VOA COGCC Table 915 soil list

CAS No.	Compound	Result	RL	Units	Q
71-43-2	Benzene	< 0.0011	0.0011	mg/kg	
100-41-4	Ethylbenzene	< 0.0021	0.0021	mg/kg	
108-88-3	Toluene	< 0.0021	0.0021	mg/kg	
95-63-6	1,2,4-Trimethylbenzene	< 0.0021	0.0021	mg/kg	
108-67-8	1,3,5-Trimethylbenzene	< 0.0021	0.0021	mg/kg	
	m,p-Xylene	< 0.0021	0.0021	mg/kg	
95-47-6	o-Xylene	< 0.0021	0.0021	mg/kg	
1330-20-7	Xylene (total)	< 0.0021	0.0021	mg/kg	
	TPH-GRO (C6-C10) ^a	< 0.21	0.21	mg/kg	

CAS No.	Surrogate Recoveries	Run# 1	Run# 2	Limits
1868-53-7	Dibromofluoromethane	97%		70-130%
2037-26-5	Toluene-D8	92%		70-130%
460-00-4	4-Bromofluorobenzene	95%		70-130%
17060-07-0	1,2-Dichloroethane-D4	108%		70-130%

(a) Associated CCV outside of control limits high, sample was ND.

RL = Reporting Limit
E = Indicates value exceeds calibration range

J = Indicates an estimated value
B = Indicates analyte found in associated method blank
N = Indicates presumptive evidence of a compound

Report of Analysis

Client Sample ID: FL01-05@3'		
Lab Sample ID: DA77200-3		Date Sampled: 11/12/25
Matrix: SO - Soil		Date Received: 11/12/25
Method: SW846 8270E SW846 3570		Percent Solids: 93.8
Project: TASMCOA: Steve J18-16 WH/FL		

	File ID	DF	Analyzed	By	Prep Date	Prep Batch	Analytical Batch
Run #1	6G023481.D	1	11/17/25 15:37	TH	11/13/25 15:30	OP29272	E6G874
Run #2							

	Initial Weight	Final Volume
Run #1	5.1 g	10.0 ml
Run #2		

COGCC Table 915-1 PAH List

CAS No.	Compound	Result	RL	Units	Q
83-32-9	Acenaphthene	< 0.0042	0.0042	mg/kg	
120-12-7	Anthracene	< 0.0042	0.0042	mg/kg	
56-55-3	Benzo(a)anthracene	0.0084	0.0052	mg/kg	
205-99-2	Benzo(b)fluoranthene	0.0064	0.0042	mg/kg	
207-08-9	Benzo(k)fluoranthene	< 0.0042	0.0042	mg/kg	
50-32-8	Benzo(a)pyrene	0.0044	0.0042	mg/kg	
218-01-9	Chrysene	0.0077	0.0042	mg/kg	
53-70-3	Dibenzo(a,h)anthracene	< 0.0042	0.0042	mg/kg	
206-44-0	Fluoranthene	0.0242	0.0042	mg/kg	
86-73-7	Fluorene	< 0.0042	0.0042	mg/kg	
193-39-5	Indeno(1,2,3-cd)pyrene	< 0.0042	0.0042	mg/kg	
90-12-0	1-Methylnaphthalene	< 0.0042	0.0042	mg/kg	
91-57-6	2-Methylnaphthalene	< 0.0042	0.0042	mg/kg	
91-20-3	Naphthalene	< 0.0021	0.0021	mg/kg	
129-00-0	Pyrene	0.0185	0.0042	mg/kg	

CAS No.	Surrogate Recoveries	Run# 1	Run# 2	Limits
321-60-8	2-Fluorobiphenyl	96%		22-138%
4165-60-0	Nitrobenzene-d5	86%		32-143%
1718-51-0	Terphenyl-d14	98%		48-149%

RL = Reporting Limit
E = Indicates value exceeds calibration range

J = Indicates an estimated value
B = Indicates analyte found in associated method blank
N = Indicates presumptive evidence of a compound

Report of Analysis

Client Sample ID: FL01-05@3'	
Lab Sample ID: DA77200-3	Date Sampled: 11/12/25
Matrix: SO - Soil	Date Received: 11/12/25
Method: SW846-8015C SW846 3570	Percent Solids: 93.8
Project: TASMCOA: Steve J18-16 WH/FL	

	File ID	DF	Analyzed	By	Prep Date	Prep Batch	Analytical Batch
Run #1	LW50152.D	1	11/18/25 17:21	JB	11/13/25 12:00	OP29279	GLW1177
Run #2							

	Initial Weight	Final Volume
Run #1	5.1 g	10.0 ml
Run #2		

DRO C10-C28, ORO > C28-C36

CAS No.	Compound	Result	RL	Units	Q
	TPH-DRO (C10-C28)	11.9	4.2	mg/kg	
	TPH-ORO (> C28-C36)	< 6.3	6.3	mg/kg	

CAS No.	Surrogate Recoveries	Run# 1	Run# 2	Limits
84-15-1	o-Terphenyl	124%		20-142%

RL = Reporting Limit
 E = Indicates value exceeds calibration range

J = Indicates an estimated value
 B = Indicates analyte found in associated method blank
 N = Indicates presumptive evidence of a compound

Report of Analysis

Client Sample ID: FL01-05@3'		Date Sampled: 11/12/25
Lab Sample ID: DA77200-3A		Date Received: 11/12/25
Matrix: SO - Soil		Percent Solids: 93.8
Project: TASMCOA: Steve J18-16 WH/FL		

SAR Metals Analysis

Analyte	Result	RL	Units	DF	Prep	Analyzed By	Method	Prep Method
Calcium	62.7	6.0	mg/l	1	11/13/25	11/21/25 BR	SW846 6010C ¹	USDA HANDBOOK 60 ³
Magnesium	12.2	3.0	mg/l	1	11/13/25	11/21/25 BR	SW846 6010C ¹	USDA HANDBOOK 60 ³
Sodium	13.2	6.0	mg/l	1	11/13/25	11/24/25 BR	SW846 6010C ²	USDA HANDBOOK 60 ³

- (1) Instrument QC Batch: MA19869
- (2) Instrument QC Batch: MA19878
- (3) Prep QC Batch: MP44404

RL = Reporting Limit

Report of Analysis

Client Sample ID: FL01-05@3'		Date Sampled: 11/12/25
Lab Sample ID: DA77200-3A		Date Received: 11/12/25
Matrix: SO - Soil		Percent Solids: 93.8
Project: TASMCOA: Steve J18-16 WH/FL		

General Chemistry

Analyte	Result	RL	Units	DF	Analyzed	By	Method
Sodium Adsorption Ratio ^a	0.399		ratio	1	11/24/25 20:58	BR	USDA HANDBOOK 60

(a) Calculated as: $(Na \text{ meq/L}) / \sqrt{[(Ca \text{ meq/L}) + (Mg \text{ meq/L})/2]}$

RL = Reporting Limit

Report of Analysis

Client Sample ID: FL01-05@3'	
Lab Sample ID: DA77200-3B	Date Sampled: 11/12/25
Matrix: SO - Soil	Date Received: 11/12/25
	Percent Solids: 93.8
Project: TASMCOA: Steve J18-16 WH/FL	

Hot Water Soluble Boron Metals Analysis

Analyte	Result	RL	Units	DF	Prep	Analyzed By	Method	Prep Method
Boron	< 0.50	0.50	mg/l	1	11/14/25	11/26/25 CDL	SW846 6010C ¹	HWS-B ²

(1) Instrument QC Batch: MA19889

(2) Prep QC Batch: MP44396

RL = Reporting Limit

Report of Analysis

Client Sample ID: FL01-05@3'	Date Sampled: 11/12/25
Lab Sample ID: DA77200-3C	Date Received: 11/12/25
Matrix: SO - Soil	Percent Solids: 93.8
Project: TASMCOA: Steve J18-16 WH/FL	

Metals Analysis

Analyte	Result	RL	Units	DF	Prep	Analyzed By	Method	Prep Method
Arsenic	4.2	0.21	mg/kg	10	11/13/25	11/24/25 GS	SW846 6020B ¹	SW846 3050B ²
Barium	99.7	2.1	mg/kg	10	11/13/25	11/24/25 GS	SW846 6020B ¹	SW846 3050B ²
Cadmium	< 0.10	0.10	mg/kg	10	11/13/25	11/24/25 GS	SW846 6020B ¹	SW846 3050B ²
Copper	6.1	2.1	mg/kg	10	11/13/25	11/24/25 GS	SW846 6020B ¹	SW846 3050B ²
Lead	6.6	0.52	mg/kg	10	11/13/25	11/24/25 GS	SW846 6020B ¹	SW846 3050B ²
Nickel	7.4	2.1	mg/kg	10	11/13/25	11/24/25 GS	SW846 6020B ¹	SW846 3050B ²
Selenium	< 0.21	0.21	mg/kg	10	11/13/25	11/24/25 GS	SW846 6020B ¹	SW846 3050B ²
Silver	< 0.10	0.10	mg/kg	10	11/13/25	11/24/25 GS	SW846 6020B ¹	SW846 3050B ²
Zinc	24.4	10	mg/kg	10	11/13/25	11/24/25 GS	SW846 6020B ¹	SW846 3050B ²

(1) Instrument QC Batch: MA19876

(2) Prep QC Batch: MP44381

RL = Reporting Limit

Report of Analysis

Client Sample ID: FL01-05@3'		Date Sampled: 11/12/25
Lab Sample ID: DA77200-3C		Date Received: 11/12/25
Matrix: SO - Soil		Percent Solids: 93.8
Project: TASMCOA: Steve J18-16 WH/FL		

General Chemistry

Analyte	Result	RL	Units	DF	Analyzed	By	Method
pH-saturated paste method							
pH ^a	8.04		su	1	11/13/25 20:17	GC	WREP-125,4E-SATPASTE
prep: DEPT.OF AG, BOOK N9							
Specific Conductivity ^a	0.41	0.0010	mmhos/cm	1	11/13/25 18:21	GC	SM 2510B-2011 MOD
Chromium, Hexavalent ^b	< 0.44	0.44	mg/kg	1	12/12/25 22:04	ANJ	SW846 3060A/7199

(a) Saturated paste was generated on 11/13/25.

(b) Analysis performed at SGS Dayton, NJ.

RL = Reporting Limit

Report of Analysis

Client Sample ID: FL02-05@3'		
Lab Sample ID: DA77200-4		Date Sampled: 11/12/25
Matrix: SO - Soil		Date Received: 11/12/25
Method: SW846 8260D		Percent Solids: 94.0
Project: TASMCOA: Steve J18-16 WH/FL		

Run #1	File ID	DF	Analyzed	By	Prep Date	Prep Batch	Analytical Batch
Run #1	5V96529.D	1	11/18/25 01:31	MB	n/a	n/a	V5V4571
Run #2							

Run #1	Initial Weight	Final Volume
Run #1	5.41 g	5.0 ml
Run #2		

VOA COGCC Table 915 soil list

CAS No.	Compound	Result	RL	Units	Q
71-43-2	Benzene	< 0.00098	0.00098	mg/kg	
100-41-4	Ethylbenzene	< 0.0020	0.0020	mg/kg	
108-88-3	Toluene	< 0.0020	0.0020	mg/kg	
95-63-6	1,2,4-Trimethylbenzene	< 0.0020	0.0020	mg/kg	
108-67-8	1,3,5-Trimethylbenzene	< 0.0020	0.0020	mg/kg	
	m,p-Xylene	< 0.0020	0.0020	mg/kg	
95-47-6	o-Xylene	< 0.0020	0.0020	mg/kg	
1330-20-7	Xylene (total)	< 0.0020	0.0020	mg/kg	
	TPH-GRO (C6-C10) ^a	< 0.20	0.20	mg/kg	

CAS No.	Surrogate Recoveries	Run# 1	Run# 2	Limits
1868-53-7	Dibromofluoromethane	97%		70-130%
2037-26-5	Toluene-D8	91%		70-130%
460-00-4	4-Bromofluorobenzene	94%		70-130%
17060-07-0	1,2-Dichloroethane-D4	105%		70-130%

(a) Associated CCV outside of control limits high, sample was ND.

RL = Reporting Limit
E = Indicates value exceeds calibration range

J = Indicates an estimated value
B = Indicates analyte found in associated method blank
N = Indicates presumptive evidence of a compound

Report of Analysis

Client Sample ID: FL02-05@3'		
Lab Sample ID: DA77200-4		Date Sampled: 11/12/25
Matrix: SO - Soil		Date Received: 11/12/25
Method: SW846 8270E SW846 3570		Percent Solids: 94.0
Project: TASMCOA: Steve J18-16 WH/FL		

	File ID	DF	Analyzed	By	Prep Date	Prep Batch	Analytical Batch
Run #1	6G023482.D	1	11/17/25 15:57	TH	11/13/25 15:30	OP29272	E6G874
Run #2							

	Initial Weight	Final Volume
Run #1	5.1 g	10.0 ml
Run #2		

COGCC Table 915-1 PAH List

CAS No.	Compound	Result	RL	Units	Q
83-32-9	Acenaphthene	0.0264	0.0042	mg/kg	
120-12-7	Anthracene	0.0604	0.0042	mg/kg	
56-55-3	Benzo(a)anthracene	0.0777	0.0052	mg/kg	
205-99-2	Benzo(b)fluoranthene	0.0784	0.0042	mg/kg	
207-08-9	Benzo(k)fluoranthene	0.0259	0.0042	mg/kg	
50-32-8	Benzo(a)pyrene	0.0529	0.0042	mg/kg	
218-01-9	Chrysene	0.0813	0.0042	mg/kg	
53-70-3	Dibenzo(a,h)anthracene	0.0090	0.0042	mg/kg	
206-44-0	Fluoranthene	0.299	0.0042	mg/kg	
86-73-7	Fluorene	0.0353	0.0042	mg/kg	
193-39-5	Indeno(1,2,3-cd)pyrene	0.0236	0.0042	mg/kg	
90-12-0	1-Methylnaphthalene	< 0.0042	0.0042	mg/kg	
91-57-6	2-Methylnaphthalene	0.0049	0.0042	mg/kg	
91-20-3	Naphthalene	0.0205	0.0021	mg/kg	
129-00-0	Pyrene	0.213	0.0042	mg/kg	

CAS No.	Surrogate Recoveries	Run# 1	Run# 2	Limits
321-60-8	2-Fluorobiphenyl	113%		22-138%
4165-60-0	Nitrobenzene-d5	105%		32-143%
1718-51-0	Terphenyl-d14	113%		48-149%

RL = Reporting Limit
E = Indicates value exceeds calibration range

J = Indicates an estimated value
B = Indicates analyte found in associated method blank
N = Indicates presumptive evidence of a compound

Report of Analysis

Client Sample ID: FL02-05@3'	
Lab Sample ID: DA77200-4	Date Sampled: 11/12/25
Matrix: SO - Soil	Date Received: 11/12/25
Method: SW846-8015C SW846 3570	Percent Solids: 94.0
Project: TASMCOA: Steve J18-16 WH/FL	

	File ID	DF	Analyzed	By	Prep Date	Prep Batch	Analytical Batch
Run #1	LW50153.D	1	11/18/25 17:34	JB	11/13/25 12:00	OP29279	GLW1177
Run #2							

	Initial Weight	Final Volume
Run #1	5.1 g	10.0 ml
Run #2		

DRO C10-C28, ORO > C28-C36

CAS No.	Compound	Result	RL	Units	Q
	TPH-DRO (C10-C28)	17.6	4.2	mg/kg	
	TPH-ORO (> C28-C36)	7.43	6.2	mg/kg	

CAS No.	Surrogate Recoveries	Run# 1	Run# 2	Limits
84-15-1	o-Terphenyl	121%		20-142%

RL = Reporting Limit
E = Indicates value exceeds calibration range

J = Indicates an estimated value
B = Indicates analyte found in associated method blank
N = Indicates presumptive evidence of a compound

Report of Analysis

Client Sample ID: FL02-05@3'		Date Sampled: 11/12/25
Lab Sample ID: DA77200-4A		Date Received: 11/12/25
Matrix: SO - Soil		Percent Solids: 94.0
Project: TASMCOA: Steve J18-16 WH/FL		

SAR Metals Analysis

Analyte	Result	RL	Units	DF	Prep	Analyzed By	Method	Prep Method
Calcium	45.2	6.0	mg/l	1	11/13/25	11/21/25 BR	SW846 6010C ¹	USDA HANDBOOK 60 ³
Magnesium	11.6	3.0	mg/l	1	11/13/25	11/21/25 BR	SW846 6010C ¹	USDA HANDBOOK 60 ³
Sodium	14.1	6.0	mg/l	1	11/13/25	11/24/25 BR	SW846 6010C ²	USDA HANDBOOK 60 ³

(1) Instrument QC Batch: MA19869

(2) Instrument QC Batch: MA19878

(3) Prep QC Batch: MP44404

RL = Reporting Limit

Report of Analysis

Client Sample ID: FL02-05@3'	Date Sampled: 11/12/25
Lab Sample ID: DA77200-4A	Date Received: 11/12/25
Matrix: SO - Soil	Percent Solids: 94.0
Project: TASMCOA: Steve J18-16 WH/FL	

General Chemistry

Analyte	Result	RL	Units	DF	Analyzed	By	Method
Sodium Adsorption Ratio ^a	0.484		ratio	1	11/24/25 21:03	BR	USDA HANDBOOK 60

(a) Calculated as: $(Na \text{ meq/L}) / \sqrt{[(Ca \text{ meq/L}) + (Mg \text{ meq/L})/2]}$

RL = Reporting Limit

Report of Analysis

Client Sample ID: FL02-05@3'	
Lab Sample ID: DA77200-4B	Date Sampled: 11/12/25
Matrix: SO - Soil	Date Received: 11/12/25
	Percent Solids: 94.0
Project: TASMCOA: Steve J18-16 WH/FL	

Hot Water Soluble Boron Metals Analysis

Analyte	Result	RL	Units	DF	Prep	Analyzed By	Method	Prep Method
Boron	< 0.50	0.50	mg/l	1	11/14/25	11/26/25 CDL	SW846 6010C ¹	HWS-B ²

(1) Instrument QC Batch: MA19889

(2) Prep QC Batch: MP44396

RL = Reporting Limit

Report of Analysis

Client Sample ID: FL02-05@3'	Date Sampled: 11/12/25
Lab Sample ID: DA77200-4C	Date Received: 11/12/25
Matrix: SO - Soil	Percent Solids: 94.0
Project: TASMCOA: Steve J18-16 WH/FL	

Metals Analysis

Analyte	Result	RL	Units	DF	Prep	Analyzed By	Method	Prep Method
Arsenic	3.7	0.18	mg/kg	10	11/13/25	11/24/25 GS	SW846 6020B ¹	SW846 3050B ²
Barium	101	1.8	mg/kg	10	11/13/25	11/24/25 GS	SW846 6020B ¹	SW846 3050B ²
Cadmium	0.091	0.090	mg/kg	10	11/13/25	11/24/25 GS	SW846 6020B ¹	SW846 3050B ²
Copper	5.1	1.8	mg/kg	10	11/13/25	11/24/25 GS	SW846 6020B ¹	SW846 3050B ²
Lead	5.9	0.45	mg/kg	10	11/13/25	11/24/25 GS	SW846 6020B ¹	SW846 3050B ²
Nickel	6.7	1.8	mg/kg	10	11/13/25	11/24/25 GS	SW846 6020B ¹	SW846 3050B ²
Selenium	< 0.18	0.18	mg/kg	10	11/13/25	11/24/25 GS	SW846 6020B ¹	SW846 3050B ²
Silver	< 0.090	0.090	mg/kg	10	11/13/25	11/24/25 GS	SW846 6020B ¹	SW846 3050B ²
Zinc	21.9	9.0	mg/kg	10	11/13/25	11/24/25 GS	SW846 6020B ¹	SW846 3050B ²

(1) Instrument QC Batch: MA19876

(2) Prep QC Batch: MP44381

RL = Reporting Limit

Report of Analysis

Client Sample ID: FL02-05@3'	Date Sampled: 11/12/25
Lab Sample ID: DA77200-4C	Date Received: 11/12/25
Matrix: SO - Soil	Percent Solids: 94.0
Project: TASMCOA: Steve J18-16 WH/FL	

General Chemistry

Analyte	Result	RL	Units	DF	Analyzed	By	Method
pH-saturated paste method							
pH ^a	8.20		su	1	11/13/25 20:17	GC	WREP-125,4E-SATPASTE
prep: DEPT.OF AG, BOOK N9							
Specific Conductivity ^a	0.31	0.0010	mmhos/cm	1	11/13/25 18:21	GC	SM 2510B-2011 MOD
Chromium, Hexavalent ^b	< 0.43	0.43	mg/kg	1	12/12/25 22:36	ANJ	SW846 3060A/7199

(a) Saturated paste was generated on 11/13/25.

(b) Analysis performed at SGS Dayton, NJ.

RL = Reporting Limit

Report of Analysis

Client Sample ID: FL01-06@3'	
Lab Sample ID: DA77200-5	Date Sampled: 11/12/25
Matrix: SO - Soil	Date Received: 11/12/25
Method: SW846 8260D	Percent Solids: 91.0
Project: TASMCOA: Steve J18-16 WH/FL	

Run #	File ID	DF	Analyzed	By	Prep Date	Prep Batch	Analytical Batch
Run #1	5V96530.D	1	11/18/25 01:54	MB	n/a	n/a	V5V4571
Run #2							

Run #	Initial Weight	Final Volume
Run #1	5.00 g	5.0 ml
Run #2		

VOA COGCC Table 915 soil list

CAS No.	Compound	Result	RL	Units	Q
71-43-2	Benzene	< 0.0011	0.0011	mg/kg	
100-41-4	Ethylbenzene	< 0.0022	0.0022	mg/kg	
108-88-3	Toluene	< 0.0022	0.0022	mg/kg	
95-63-6	1,2,4-Trimethylbenzene	< 0.0022	0.0022	mg/kg	
108-67-8	1,3,5-Trimethylbenzene	< 0.0022	0.0022	mg/kg	
	m,p-Xylene	< 0.0022	0.0022	mg/kg	
95-47-6	o-Xylene	< 0.0022	0.0022	mg/kg	
1330-20-7	Xylene (total)	< 0.0022	0.0022	mg/kg	
	TPH-GRO (C6-C10) ^a	< 0.22	0.22	mg/kg	

CAS No.	Surrogate Recoveries	Run# 1	Run# 2	Limits
1868-53-7	Dibromofluoromethane	94%		70-130%
2037-26-5	Toluene-D8	91%		70-130%
460-00-4	4-Bromofluorobenzene	96%		70-130%
17060-07-0	1,2-Dichloroethane-D4	106%		70-130%

(a) Associated CCV outside of control limits high, sample was ND.

RL = Reporting Limit
E = Indicates value exceeds calibration range

J = Indicates an estimated value
B = Indicates analyte found in associated method blank
N = Indicates presumptive evidence of a compound

Report of Analysis

Client Sample ID: FL01-06@3'		
Lab Sample ID: DA77200-5		Date Sampled: 11/12/25
Matrix: SO - Soil		Date Received: 11/12/25
Method: SW846 8270E SW846 3570		Percent Solids: 91.0
Project: TASMCOA: Steve J18-16 WH/FL		

	File ID	DF	Analyzed	By	Prep Date	Prep Batch	Analytical Batch
Run #1	6G023483.D	1	11/17/25 16:16	TH	11/13/25 15:30	OP29272	E6G874
Run #2							

	Initial Weight	Final Volume
Run #1	5.0 g	10.0 ml
Run #2		

COGCC Table 915-1 PAH List

CAS No.	Compound	Result	RL	Units	Q
83-32-9	Acenaphthene	< 0.0044	0.0044	mg/kg	
120-12-7	Anthracene	< 0.0044	0.0044	mg/kg	
56-55-3	Benzo(a)anthracene	< 0.0055	0.0055	mg/kg	
205-99-2	Benzo(b)fluoranthene	< 0.0044	0.0044	mg/kg	
207-08-9	Benzo(k)fluoranthene	< 0.0044	0.0044	mg/kg	
50-32-8	Benzo(a)pyrene	< 0.0044	0.0044	mg/kg	
218-01-9	Chrysene	< 0.0044	0.0044	mg/kg	
53-70-3	Dibenzo(a,h)anthracene	< 0.0044	0.0044	mg/kg	
206-44-0	Fluoranthene	< 0.0044	0.0044	mg/kg	
86-73-7	Fluorene	< 0.0044	0.0044	mg/kg	
193-39-5	Indeno(1,2,3-cd)pyrene	< 0.0044	0.0044	mg/kg	
90-12-0	1-Methylnaphthalene	< 0.0044	0.0044	mg/kg	
91-57-6	2-Methylnaphthalene	< 0.0044	0.0044	mg/kg	
91-20-3	Naphthalene	< 0.0022	0.0022	mg/kg	
129-00-0	Pyrene	< 0.0044	0.0044	mg/kg	

CAS No.	Surrogate Recoveries	Run# 1	Run# 2	Limits
321-60-8	2-Fluorobiphenyl	87%		22-138%
4165-60-0	Nitrobenzene-d5	82%		32-143%
1718-51-0	Terphenyl-d14	87%		48-149%

RL = Reporting Limit
E = Indicates value exceeds calibration range

J = Indicates an estimated value
B = Indicates analyte found in associated method blank
N = Indicates presumptive evidence of a compound

Report of Analysis

Client Sample ID: FL01-06@3'	
Lab Sample ID: DA77200-5	Date Sampled: 11/12/25
Matrix: SO - Soil	Date Received: 11/12/25
Method: SW846-8015C SW846 3570	Percent Solids: 91.0
Project: TASMCOA: Steve J18-16 WH/FL	

	File ID	DF	Analyzed	By	Prep Date	Prep Batch	Analytical Batch
Run #1	FP089245.D	1	11/15/25 04:34	JB	11/13/25 12:00	OP29279	GFP2530
Run #2							

	Initial Weight	Final Volume
Run #1	5.1 g	10.0 ml
Run #2		

DRO C10-C28, ORO > C28-C36

CAS No.	Compound	Result	RL	Units	Q
	TPH-DRO (C10-C28) ^a	< 4.3	4.3	mg/kg	
	TPH-ORO (> C28-C36) ^a	< 6.5	6.5	mg/kg	

CAS No.	Surrogate Recoveries	Run# 1	Run# 2	Limits
84-15-1	o-Terphenyl	108%		20-142%

(a) Associated CCV outside control limits biased high, sample is ND.

RL = Reporting Limit
E = Indicates value exceeds calibration range

J = Indicates an estimated value
B = Indicates analyte found in associated method blank
N = Indicates presumptive evidence of a compound

Report of Analysis

Client Sample ID: FL01-06@3'	
Lab Sample ID: DA77200-5A	Date Sampled: 11/12/25
Matrix: SO - Soil	Date Received: 11/12/25
	Percent Solids: 91.0
Project: TASMCOA: Steve J18-16 WH/FL	

SAR Metals Analysis

Analyte	Result	RL	Units	DF	Prep	Analyzed By	Method	Prep Method
Calcium	75.7	6.0	mg/l	1	11/13/25	11/21/25 BR	SW846 6010C ¹	USDA HANDBOOK 60 ³
Magnesium	19.4	3.0	mg/l	1	11/13/25	11/21/25 BR	SW846 6010C ¹	USDA HANDBOOK 60 ³
Sodium	84.5	6.0	mg/l	1	11/13/25	11/24/25 BR	SW846 6010C ²	USDA HANDBOOK 60 ³

- (1) Instrument QC Batch: MA19869
- (2) Instrument QC Batch: MA19878
- (3) Prep QC Batch: MP44404

RL = Reporting Limit

Report of Analysis

Client Sample ID: FL01-06@3'	Date Sampled: 11/12/25
Lab Sample ID: DA77200-5A	Date Received: 11/12/25
Matrix: SO - Soil	Percent Solids: 91.0
Project: TASMCOA: Steve J18-16 WH/FL	

General Chemistry

Analyte	Result	RL	Units	DF	Analyzed	By	Method
Sodium Adsorption Ratio ^a	2.24		ratio	1	11/24/25 21:04	BR	USDA HANDBOOK 60

(a) Calculated as: $(Na \text{ meq/L}) / \sqrt{[(Ca \text{ meq/L}) + (Mg \text{ meq/L})/2]}$

RL = Reporting Limit

Report of Analysis

Client Sample ID: FL01-06@3'	
Lab Sample ID: DA77200-5B	Date Sampled: 11/12/25
Matrix: SO - Soil	Date Received: 11/12/25
	Percent Solids: 91.0
Project: TASMCOA: Steve J18-16 WH/FL	

Hot Water Soluble Boron Metals Analysis

Analyte	Result	RL	Units	DF	Prep	Analyzed By	Method	Prep Method
Boron	< 0.50	0.50	mg/l	1	11/14/25	11/26/25 CDL	SW846 6010C ¹	HWS-B ²

(1) Instrument QC Batch: MA19889

(2) Prep QC Batch: MP44396

RL = Reporting Limit

Report of Analysis

Client Sample ID: FL01-06@3'	Date Sampled: 11/12/25
Lab Sample ID: DA77200-5C	Date Received: 11/12/25
Matrix: SO - Soil	Percent Solids: 91.0
Project: TASMCOA: Steve J18-16 WH/FL	

Metals Analysis

Analyte	Result	RL	Units	DF	Prep	Analyzed By	Method	Prep Method
Arsenic	3.9	0.20	mg/kg	10	11/13/25	11/24/25 GS	SW846 6020B ¹	SW846 3050B ²
Barium	89.4	2.0	mg/kg	10	11/13/25	11/24/25 GS	SW846 6020B ¹	SW846 3050B ²
Cadmium	< 0.10	0.10	mg/kg	10	11/13/25	11/24/25 GS	SW846 6020B ¹	SW846 3050B ²
Copper	7.1	2.0	mg/kg	10	11/13/25	11/24/25 GS	SW846 6020B ¹	SW846 3050B ²
Lead	7.8	0.50	mg/kg	10	11/13/25	11/24/25 GS	SW846 6020B ¹	SW846 3050B ²
Nickel	8.8	2.0	mg/kg	10	11/13/25	11/24/25 GS	SW846 6020B ¹	SW846 3050B ²
Selenium	< 0.20	0.20	mg/kg	10	11/13/25	11/24/25 GS	SW846 6020B ¹	SW846 3050B ²
Silver	< 0.10	0.10	mg/kg	10	11/13/25	11/24/25 GS	SW846 6020B ¹	SW846 3050B ²
Zinc	30.9	10	mg/kg	10	11/13/25	11/24/25 GS	SW846 6020B ¹	SW846 3050B ²

(1) Instrument QC Batch: MA19876

(2) Prep QC Batch: MP44381

RL = Reporting Limit

Report of Analysis

Client Sample ID: FL01-06@3'	Date Sampled: 11/12/25
Lab Sample ID: DA77200-5C	Date Received: 11/12/25
Matrix: SO - Soil	Percent Solids: 91.0
Project: TASMCOA: Steve J18-16 WH/FL	

General Chemistry

Analyte	Result	RL	Units	DF	Analyzed	By	Method
pH-saturated paste method							
pH ^a	8.08		su	1	11/13/25 20:17	GC	WREP-125,4E-SATPASTE
prep: DEPT.OF AG, BOOK N9							
Specific Conductivity ^a	0.83	0.0010	mmhos/cm	1	11/13/25 18:21	GC	SM 2510B-2011 MOD
Chromium, Hexavalent ^b	< 0.45	0.45	mg/kg	1	12/12/25 22:52	ANJ	SW846 3060A/7199

(a) Saturated paste was generated on 11/13/25.

(b) Analysis performed at SGS Dayton, NJ.

RL = Reporting Limit

Report of Analysis

Client Sample ID: FL02-06@3'		
Lab Sample ID: DA77200-6		Date Sampled: 11/12/25
Matrix: SO - Soil		Date Received: 11/12/25
Method: SW846 8260D		Percent Solids: 88.1
Project: TASMCOA: Steve J18-16 WH/FL		

Run #1	File ID	DF	Analyzed	By	Prep Date	Prep Batch	Analytical Batch
Run #1	5V96531.D	1	11/18/25 02:17	MB	n/a	n/a	V5V4571
Run #2							

Run #1	Initial Weight	Final Volume
Run #1	5.16 g	5.0 ml
Run #2		

VOA COGCC Table 915 soil list

CAS No.	Compound	Result	RL	Units	Q
71-43-2	Benzene	< 0.0011	0.0011	mg/kg	
100-41-4	Ethylbenzene	< 0.0022	0.0022	mg/kg	
108-88-3	Toluene	< 0.0022	0.0022	mg/kg	
95-63-6	1,2,4-Trimethylbenzene	< 0.0022	0.0022	mg/kg	
108-67-8	1,3,5-Trimethylbenzene	< 0.0022	0.0022	mg/kg	
	m,p-Xylene	< 0.0022	0.0022	mg/kg	
95-47-6	o-Xylene	< 0.0022	0.0022	mg/kg	
1330-20-7	Xylene (total)	< 0.0022	0.0022	mg/kg	
	TPH-GRO (C6-C10) ^a	< 0.22	0.22	mg/kg	

CAS No.	Surrogate Recoveries	Run# 1	Run# 2	Limits
1868-53-7	Dibromofluoromethane	95%		70-130%
2037-26-5	Toluene-D8	91%		70-130%
460-00-4	4-Bromofluorobenzene	97%		70-130%
17060-07-0	1,2-Dichloroethane-D4	101%		70-130%

(a) Associated CCV outside of control limits high, sample was ND.

RL = Reporting Limit
E = Indicates value exceeds calibration range

J = Indicates an estimated value
B = Indicates analyte found in associated method blank
N = Indicates presumptive evidence of a compound

Report of Analysis

Client Sample ID: FL02-06@3'		
Lab Sample ID: DA77200-6		Date Sampled: 11/12/25
Matrix: SO - Soil		Date Received: 11/12/25
Method: SW846 8270E SW846 3570		Percent Solids: 88.1
Project: TASMCOA: Steve J18-16 WH/FL		

Run #	File ID	DF	Analyzed	By	Prep Date	Prep Batch	Analytical Batch
Run #1	6G023484.D	1	11/17/25 16:36	TH	11/13/25 15:30	OP29272	E6G874
Run #2							

Run #	Initial Weight	Final Volume
Run #1	5.2 g	10.0 ml
Run #2		

COGCC Table 915-1 PAH List

CAS No.	Compound	Result	RL	Units	Q
83-32-9	Acenaphthene	< 0.0044	0.0044	mg/kg	
120-12-7	Anthracene	< 0.0044	0.0044	mg/kg	
56-55-3	Benzo(a)anthracene	< 0.0055	0.0055	mg/kg	
205-99-2	Benzo(b)fluoranthene	< 0.0044	0.0044	mg/kg	
207-08-9	Benzo(k)fluoranthene	< 0.0044	0.0044	mg/kg	
50-32-8	Benzo(a)pyrene	< 0.0044	0.0044	mg/kg	
218-01-9	Chrysene	< 0.0044	0.0044	mg/kg	
53-70-3	Dibenzo(a,h)anthracene	< 0.0044	0.0044	mg/kg	
206-44-0	Fluoranthene	0.0050	0.0044	mg/kg	
86-73-7	Fluorene	< 0.0044	0.0044	mg/kg	
193-39-5	Indeno(1,2,3-cd)pyrene	< 0.0044	0.0044	mg/kg	
90-12-0	1-Methylnaphthalene	< 0.0044	0.0044	mg/kg	
91-57-6	2-Methylnaphthalene	< 0.0044	0.0044	mg/kg	
91-20-3	Naphthalene	< 0.0022	0.0022	mg/kg	
129-00-0	Pyrene	< 0.0044	0.0044	mg/kg	

CAS No.	Surrogate Recoveries	Run# 1	Run# 2	Limits
321-60-8	2-Fluorobiphenyl	107%		22-138%
4165-60-0	Nitrobenzene-d5	101%		32-143%
1718-51-0	Terphenyl-d14	106%		48-149%

RL = Reporting Limit
 E = Indicates value exceeds calibration range

J = Indicates an estimated value
 B = Indicates analyte found in associated method blank
 N = Indicates presumptive evidence of a compound

Report of Analysis

Client Sample ID: FL02-06@3'	
Lab Sample ID: DA77200-6	Date Sampled: 11/12/25
Matrix: SO - Soil	Date Received: 11/12/25
Method: SW846-8015C SW846 3570	Percent Solids: 88.1
Project: TASMCOA: Steve J18-16 WH/FL	

	File ID	DF	Analyzed	By	Prep Date	Prep Batch	Analytical Batch
Run #1	FP089246.D	1	11/15/25 04:47	JB	11/13/25 12:00	OP29279	GFP2530
Run #2							

	Initial Weight	Final Volume
Run #1	5.1 g	10.0 ml
Run #2		

DRO C10-C28, ORO > C28-C36

CAS No.	Compound	Result	RL	Units	Q
	TPH-DRO (C10-C28) ^a	< 4.5	4.5	mg/kg	
	TPH-ORO (> C28-C36) ^a	< 6.7	6.7	mg/kg	

CAS No.	Surrogate Recoveries	Run# 1	Run# 2	Limits
84-15-1	o-Terphenyl	101%		20-142%

(a) Associated CCV outside control limits biased high, sample is ND.

RL = Reporting Limit
E = Indicates value exceeds calibration range

J = Indicates an estimated value
B = Indicates analyte found in associated method blank
N = Indicates presumptive evidence of a compound

Report of Analysis

Client Sample ID: FL02-06@3'		Date Sampled: 11/12/25
Lab Sample ID: DA77200-6A		Date Received: 11/12/25
Matrix: SO - Soil		Percent Solids: 88.1
Project: TASMCOA: Steve J18-16 WH/FL		

SAR Metals Analysis

Analyte	Result	RL	Units	DF	Prep	Analyzed By	Method	Prep Method
Calcium	111	6.0	mg/l	1	11/13/25	11/21/25 BR	SW846 6010C ¹	USDA HANDBOOK 60 ³
Magnesium	32.5	3.0	mg/l	1	11/13/25	11/21/25 BR	SW846 6010C ¹	USDA HANDBOOK 60 ³
Sodium	106	6.0	mg/l	1	11/13/25	11/24/25 BR	SW846 6010C ²	USDA HANDBOOK 60 ³

- (1) Instrument QC Batch: MA19869
- (2) Instrument QC Batch: MA19878
- (3) Prep QC Batch: MP44404

RL = Reporting Limit

Report of Analysis

Client Sample ID: FL02-06@3'		Date Sampled: 11/12/25
Lab Sample ID: DA77200-6A		Date Received: 11/12/25
Matrix: SO - Soil		Percent Solids: 88.1
Project: TASMCOA: Steve J18-16 WH/FL		

General Chemistry

Analyte	Result	RL	Units	DF	Analyzed	By	Method
Sodium Adsorption Ratio ^a	2.27		ratio	1	11/24/25 21:06	BR	USDA HANDBOOK 60

(a) Calculated as: $(Na \text{ meq/L}) / \sqrt{[(Ca \text{ meq/L}) + (Mg \text{ meq/L})/2]}$

RL = Reporting Limit

Report of Analysis

Client Sample ID: FL02-06@3'	
Lab Sample ID: DA77200-6B	Date Sampled: 11/12/25
Matrix: SO - Soil	Date Received: 11/12/25
	Percent Solids: 88.1
Project: TASMCOA: Steve J18-16 WH/FL	

Hot Water Soluble Boron Metals Analysis

Analyte	Result	RL	Units	DF	Prep	Analyzed By	Method	Prep Method
Boron	< 0.50	0.50	mg/l	1	11/14/25	11/26/25 CDL	SW846 6010C ¹	HWS-B ²

(1) Instrument QC Batch: MA19889

(2) Prep QC Batch: MP44396

RL = Reporting Limit

Report of Analysis

Client Sample ID: FL02-06@3'	Date Sampled: 11/12/25
Lab Sample ID: DA77200-6C	Date Received: 11/12/25
Matrix: SO - Soil	Percent Solids: 88.1
Project: TASMCOA: Steve J18-16 WH/FL	

Metals Analysis

Analyte	Result	RL	Units	DF	Prep	Analyzed By	Method	Prep Method
Arsenic	3.9	0.22	mg/kg	10	11/13/25	11/24/25 GS	SW846 6020B ¹	SW846 3050B ²
Barium	81.8	2.2	mg/kg	10	11/13/25	11/24/25 GS	SW846 6020B ¹	SW846 3050B ²
Cadmium	0.12	0.11	mg/kg	10	11/13/25	11/24/25 GS	SW846 6020B ¹	SW846 3050B ²
Copper	7.2	2.2	mg/kg	10	11/13/25	11/24/25 GS	SW846 6020B ¹	SW846 3050B ²
Lead	8.0	0.54	mg/kg	10	11/13/25	11/24/25 GS	SW846 6020B ¹	SW846 3050B ²
Nickel	8.9	2.2	mg/kg	10	11/13/25	11/24/25 GS	SW846 6020B ¹	SW846 3050B ²
Selenium	< 0.22	0.22	mg/kg	10	11/13/25	11/24/25 GS	SW846 6020B ¹	SW846 3050B ²
Silver	< 0.11	0.11	mg/kg	10	11/13/25	11/24/25 GS	SW846 6020B ¹	SW846 3050B ²
Zinc	31.9	11	mg/kg	10	11/13/25	11/24/25 GS	SW846 6020B ¹	SW846 3050B ²

(1) Instrument QC Batch: MA19876

(2) Prep QC Batch: MP44381

RL = Reporting Limit

Report of Analysis

Client Sample ID: FL02-06@3'	Date Sampled: 11/12/25
Lab Sample ID: DA77200-6C	Date Received: 11/12/25
Matrix: SO - Soil	Percent Solids: 88.1
Project: TASMCOA: Steve J18-16 WH/FL	

General Chemistry

Analyte	Result	RL	Units	DF	Analyzed	By	Method
pH-saturated paste method							
pH ^a	8.12		su	1	11/13/25 20:17	GC	WREP-125,4E-SATPASTE
prep: DEPT.OF AG, BOOK N9							
Specific Conductivity ^a	1.1	0.0010	mmhos/cm	1	11/13/25 18:21	GC	SM 2510B-2011 MOD
Chromium, Hexavalent ^b	< 0.47	0.47	mg/kg	1	12/12/25 23:08	ANJ	SW846 3060A/7199

(a) Saturated paste was generated on 11/13/25.

(b) Analysis performed at SGS Dayton, NJ.

RL = Reporting Limit

Report of Analysis

Client Sample ID: FL01-08@3'	
Lab Sample ID: DA77200-7	Date Sampled: 11/12/25
Matrix: SO - Soil	Date Received: 11/12/25
Method: SW846 8260D	Percent Solids: 79.8
Project: TASMCOA: Steve J18-16 WH/FL	

Run #1	File ID	DF	Analyzed	By	Prep Date	Prep Batch	Analytical Batch
Run #1	5V96532.D	1	11/18/25 02:40	MB	n/a	n/a	V5V4571
Run #2							

Run #1	Initial Weight	Final Volume
Run #1	5.42 g	5.0 ml
Run #2		

VOA COGCC Table 915 soil list

CAS No.	Compound	Result	RL	Units	Q
71-43-2	Benzene	< 0.0012	0.0012	mg/kg	
100-41-4	Ethylbenzene	< 0.0023	0.0023	mg/kg	
108-88-3	Toluene	< 0.0023	0.0023	mg/kg	
95-63-6	1,2,4-Trimethylbenzene	< 0.0023	0.0023	mg/kg	
108-67-8	1,3,5-Trimethylbenzene	< 0.0023	0.0023	mg/kg	
	m,p-Xylene	< 0.0023	0.0023	mg/kg	
95-47-6	o-Xylene	< 0.0023	0.0023	mg/kg	
1330-20-7	Xylene (total)	< 0.0023	0.0023	mg/kg	
	TPH-GRO (C6-C10) ^a	< 0.23	0.23	mg/kg	

CAS No.	Surrogate Recoveries	Run# 1	Run# 2	Limits
1868-53-7	Dibromofluoromethane	98%		70-130%
2037-26-5	Toluene-D8	92%		70-130%
460-00-4	4-Bromofluorobenzene	99%		70-130%
17060-07-0	1,2-Dichloroethane-D4	101%		70-130%

(a) Associated CCV outside of control limits high, sample was ND.

RL = Reporting Limit
E = Indicates value exceeds calibration range

J = Indicates an estimated value
B = Indicates analyte found in associated method blank
N = Indicates presumptive evidence of a compound

Report of Analysis

Client Sample ID: FL01-08@3'		
Lab Sample ID: DA77200-7		Date Sampled: 11/12/25
Matrix: SO - Soil		Date Received: 11/12/25
Method: SW846 8270E SW846 3570		Percent Solids: 79.8
Project: TASMCOA: Steve J18-16 WH/FL		

	File ID	DF	Analyzed	By	Prep Date	Prep Batch	Analytical Batch
Run #1	9G002830.D	1	11/17/25 01:39	TH	11/14/25 14:30	OP29280	E9G111
Run #2							

	Initial Weight	Final Volume
Run #1	5.3 g	10.0 ml
Run #2		

COGCC Table 915-1 PAH List

CAS No.	Compound	Result	RL	Units	Q
83-32-9	Acenaphthene	< 0.0047	0.0047	mg/kg	
120-12-7	Anthracene	< 0.0047	0.0047	mg/kg	
56-55-3	Benzo(a)anthracene	< 0.0059	0.0059	mg/kg	
205-99-2	Benzo(b)fluoranthene	< 0.0047	0.0047	mg/kg	
207-08-9	Benzo(k)fluoranthene	< 0.0047	0.0047	mg/kg	
50-32-8	Benzo(a)pyrene	< 0.0047	0.0047	mg/kg	
218-01-9	Chrysene	< 0.0047	0.0047	mg/kg	
53-70-3	Dibenzo(a,h)anthracene	< 0.0047	0.0047	mg/kg	
206-44-0	Fluoranthene	< 0.0047	0.0047	mg/kg	
86-73-7	Fluorene	< 0.0047	0.0047	mg/kg	
193-39-5	Indeno(1,2,3-cd)pyrene	< 0.0047	0.0047	mg/kg	
90-12-0	1-Methylnaphthalene	< 0.0047	0.0047	mg/kg	
91-57-6	2-Methylnaphthalene	< 0.0047	0.0047	mg/kg	
91-20-3	Naphthalene	< 0.0024	0.0024	mg/kg	
129-00-0	Pyrene	< 0.0047	0.0047	mg/kg	

CAS No.	Surrogate Recoveries	Run# 1	Run# 2	Limits
321-60-8	2-Fluorobiphenyl	82%		22-138%
4165-60-0	Nitrobenzene-d5	103%		32-143%
1718-51-0	Terphenyl-d14	103%		48-149%

RL = Reporting Limit
E = Indicates value exceeds calibration range

J = Indicates an estimated value
B = Indicates analyte found in associated method blank
N = Indicates presumptive evidence of a compound

Report of Analysis

Client Sample ID: FL01-08@3'		
Lab Sample ID: DA77200-7		Date Sampled: 11/12/25
Matrix: SO - Soil		Date Received: 11/12/25
Method: SW846-8015C SW846 3570		Percent Solids: 79.8
Project: TASMCOA: Steve J18-16 WH/FL		

	File ID	DF	Analyzed	By	Prep Date	Prep Batch	Analytical Batch
Run #1	FP089247.D	1	11/15/25 05:00	JB	11/13/25 12:00	OP29279	GFP2530
Run #2							

	Initial Weight	Final Volume
Run #1	5.0 g	10.0 ml
Run #2		

DRO C10-C28, ORO > C28-C36

CAS No.	Compound	Result	RL	Units	Q
	TPH-DRO (C10-C28) ^a	< 5.0	5.0	mg/kg	
	TPH-ORO (> C28-C36) ^a	< 7.5	7.5	mg/kg	

CAS No.	Surrogate Recoveries	Run# 1	Run# 2	Limits
84-15-1	o-Terphenyl	104%		20-142%

(a) Associated CCV outside control limits biased high, sample is ND.

RL = Reporting Limit
E = Indicates value exceeds calibration range

J = Indicates an estimated value
B = Indicates analyte found in associated method blank
N = Indicates presumptive evidence of a compound

Report of Analysis

Client Sample ID: FL01-08@3'		Date Sampled: 11/12/25
Lab Sample ID: DA77200-7A		Date Received: 11/12/25
Matrix: SO - Soil		Percent Solids: 79.8
Project: TASMCOA: Steve J18-16 WH/FL		

SAR Metals Analysis

Analyte	Result	RL	Units	DF	Prep	Analyzed By	Method	Prep Method
Calcium	124	6.0	mg/l	1	11/13/25	11/21/25 BR	SW846 6010C ¹	USDA HANDBOOK 60 ³
Magnesium	25.6	3.0	mg/l	1	11/13/25	11/21/25 BR	SW846 6010C ¹	USDA HANDBOOK 60 ³
Sodium	74.8	6.0	mg/l	1	11/13/25	11/24/25 BR	SW846 6010C ²	USDA HANDBOOK 60 ³

(1) Instrument QC Batch: MA19869

(2) Instrument QC Batch: MA19878

(3) Prep QC Batch: MP44404

RL = Reporting Limit

Report of Analysis

Client Sample ID: FL01-08@3'		Date Sampled: 11/12/25
Lab Sample ID: DA77200-7A		Date Received: 11/12/25
Matrix: SO - Soil		Percent Solids: 79.8
Project: TASMCOA: Steve J18-16 WH/FL		

General Chemistry

Analyte	Result	RL	Units	DF	Analyzed	By	Method
Sodium Adsorption Ratio ^a	1.60		ratio	1	11/24/25 21:07	BR	USDA HANDBOOK 60

(a) Calculated as: $(Na \text{ meq/L}) / \sqrt{[(Ca \text{ meq/L}) + (Mg \text{ meq/L})/2]}$

RL = Reporting Limit

Report of Analysis

Client Sample ID: FL01-08@3'	
Lab Sample ID: DA77200-7B	Date Sampled: 11/12/25
Matrix: SO - Soil	Date Received: 11/12/25
	Percent Solids: 79.8
Project: TASMCOA: Steve J18-16 WH/FL	

Hot Water Soluble Boron Metals Analysis

Analyte	Result	RL	Units	DF	Prep	Analyzed By	Method	Prep Method
Boron	< 0.50	0.50	mg/l	1	11/14/25	11/26/25 CDL	SW846 6010C ¹	HWS-B ²

(1) Instrument QC Batch: MA19889

(2) Prep QC Batch: MP44396

RL = Reporting Limit

Report of Analysis

Client Sample ID: FL01-08@3'	Date Sampled: 11/12/25
Lab Sample ID: DA77200-7C	Date Received: 11/12/25
Matrix: SO - Soil	Percent Solids: 79.8
Project: TASMCOA: Steve J18-16 WH/FL	

Metals Analysis

Analyte	Result	RL	Units	DF	Prep	Analyzed By	Method	Prep Method
Arsenic	3.1	0.21	mg/kg	10	11/13/25	11/24/25 GS	SW846 6020B ¹	SW846 3050B ²
Barium	107	2.1	mg/kg	10	11/13/25	11/24/25 GS	SW846 6020B ¹	SW846 3050B ²
Cadmium	0.15	0.10	mg/kg	10	11/13/25	11/24/25 GS	SW846 6020B ¹	SW846 3050B ²
Copper	7.0	2.1	mg/kg	10	11/13/25	11/24/25 GS	SW846 6020B ¹	SW846 3050B ²
Lead	8.0	0.52	mg/kg	10	11/13/25	11/24/25 GS	SW846 6020B ¹	SW846 3050B ²
Nickel	6.3	2.1	mg/kg	10	11/13/25	11/24/25 GS	SW846 6020B ¹	SW846 3050B ²
Selenium	0.24	0.21	mg/kg	10	11/13/25	11/24/25 GS	SW846 6020B ¹	SW846 3050B ²
Silver	< 0.10	0.10	mg/kg	10	11/13/25	11/24/25 GS	SW846 6020B ¹	SW846 3050B ²
Zinc	33.5	10	mg/kg	10	11/13/25	11/24/25 GS	SW846 6020B ¹	SW846 3050B ²

(1) Instrument QC Batch: MA19876

(2) Prep QC Batch: MP44381

RL = Reporting Limit

Report of Analysis

Client Sample ID: FL01-08@3'	Date Sampled: 11/12/25
Lab Sample ID: DA77200-7C	Date Received: 11/12/25
Matrix: SO - Soil	Percent Solids: 79.8
Project: TASMCOA: Steve J18-16 WH/FL	

General Chemistry

Analyte	Result	RL	Units	DF	Analyzed	By	Method
pH-saturated paste method							
pH ^a	7.88		su	1	11/13/25 20:17	GC	WREP-125,4E-SATPASTE
prep: DEPT.OF AG, BOOK N9							
Specific Conductivity ^a	1.0	0.0010	mmhos/cm	1	11/13/25 18:21	GC	SM 2510B-2011 MOD
Chromium, Hexavalent ^b	< 0.51	0.51	mg/kg	1	12/12/25 23:24	ANJ	SW846 3060A/7199

(a) Saturated paste was generated on 11/13/25.

(b) Analysis performed at SGS Dayton, NJ.

RL = Reporting Limit

Report of Analysis

Client Sample ID: FL02-08@3'	
Lab Sample ID: DA77200-8	Date Sampled: 11/12/25
Matrix: SO - Soil	Date Received: 11/12/25
Method: SW846 8260D	Percent Solids: 89.9
Project: TASMCOA: Steve J18-16 WH/FL	

Run #1	File ID	DF	Analyzed	By	Prep Date	Prep Batch	Analytical Batch
Run #1	9VB4125.D	1	11/17/25 22:54	MB	n/a	n/a	V9V849
Run #2							

Run #1	Initial Weight	Final Volume
Run #1	5.29 g	5.0 ml
Run #2		

VOA COGCC Table 915 soil list

CAS No.	Compound	Result	RL	Units	Q
71-43-2	Benzene	< 0.0011	0.0011	mg/kg	
100-41-4	Ethylbenzene	< 0.0021	0.0021	mg/kg	
108-88-3	Toluene	< 0.0021	0.0021	mg/kg	
95-63-6	1,2,4-Trimethylbenzene	< 0.0021	0.0021	mg/kg	
108-67-8	1,3,5-Trimethylbenzene	< 0.0021	0.0021	mg/kg	
	m,p-Xylene	< 0.0021	0.0021	mg/kg	
95-47-6	o-Xylene	< 0.0021	0.0021	mg/kg	
1330-20-7	Xylene (total)	0.0026	0.0021	mg/kg	
	TPH-GRO (C6-C10)	< 0.21	0.21	mg/kg	

CAS No.	Surrogate Recoveries	Run# 1	Run# 2	Limits
1868-53-7	Dibromofluoromethane	102%		70-130%
2037-26-5	Toluene-D8	99%		70-130%
460-00-4	4-Bromofluorobenzene	101%		70-130%
17060-07-0	1,2-Dichloroethane-D4	101%		70-130%

RL = Reporting Limit
E = Indicates value exceeds calibration range

J = Indicates an estimated value
B = Indicates analyte found in associated method blank
N = Indicates presumptive evidence of a compound

Report of Analysis

Client Sample ID: FL02-08@3'		
Lab Sample ID: DA77200-8		Date Sampled: 11/12/25
Matrix: SO - Soil		Date Received: 11/12/25
Method: SW846 8270E SW846 3570		Percent Solids: 89.9
Project: TASMCOA: Steve J18-16 WH/FL		

Run #	File ID	DF	Analyzed	By	Prep Date	Prep Batch	Analytical Batch
Run #1	9G002831.D	1	11/17/25 01:59	TH	11/14/25 14:30	OP29280	E9G111
Run #2							

Run #	Initial Weight	Final Volume
Run #1	5.2 g	10.0 ml
Run #2		

COGCC Table 915-1 PAH List

CAS No.	Compound	Result	RL	Units	Q
83-32-9	Acenaphthene	0.213	0.0043	mg/kg	
120-12-7	Anthracene	0.481	0.0043	mg/kg	
56-55-3	Benzo(a)anthracene	0.603	0.0053	mg/kg	
205-99-2	Benzo(b)fluoranthene	0.543	0.0043	mg/kg	
207-08-9	Benzo(k)fluoranthene	0.148	0.0043	mg/kg	
50-32-8	Benzo(a)pyrene	0.377	0.0043	mg/kg	
218-01-9	Chrysene	0.568	0.0043	mg/kg	
53-70-3	Dibenzo(a,h)anthracene	0.0514	0.0043	mg/kg	
206-44-0	Fluoranthene	1.89	0.0043	mg/kg	
86-73-7	Fluorene	0.235	0.0043	mg/kg	
193-39-5	Indeno(1,2,3-cd)pyrene	0.165	0.0043	mg/kg	
90-12-0	1-Methylnaphthalene	0.0246	0.0043	mg/kg	
91-57-6	2-Methylnaphthalene	0.0447	0.0043	mg/kg	
91-20-3	Naphthalene	0.209	0.0021	mg/kg	
129-00-0	Pyrene	1.37	0.0043	mg/kg	

CAS No.	Surrogate Recoveries	Run# 1	Run# 2	Limits
321-60-8	2-Fluorobiphenyl	89%		22-138%
4165-60-0	Nitrobenzene-d5	105%		32-143%
1718-51-0	Terphenyl-d14	97%		48-149%

RL = Reporting Limit
 E = Indicates value exceeds calibration range

J = Indicates an estimated value
 B = Indicates analyte found in associated method blank
 N = Indicates presumptive evidence of a compound

Report of Analysis

Client Sample ID: FL02-08@3'	
Lab Sample ID: DA77200-8	Date Sampled: 11/12/25
Matrix: SO - Soil	Date Received: 11/12/25
Method: SW846-8015C SW846 3570	Percent Solids: 89.9
Project: TASMCOA: Steve J18-16 WH/FL	

	File ID	DF	Analyzed	By	Prep Date	Prep Batch	Analytical Batch
Run #1	LW50154.D	1	11/18/25 17:48	JB	11/13/25 12:00	OP29279	GLW1177
Run #2							

	Initial Weight	Final Volume
Run #1	5.1 g	10.0 ml
Run #2		

DRO C10-C28, ORO > C28-C36

CAS No.	Compound	Result	RL	Units	Q
	TPH-DRO (C10-C28)	32.8	4.4	mg/kg	
	TPH-ORO (> C28-C36)	12.8	6.6	mg/kg	

CAS No.	Surrogate Recoveries	Run# 1	Run# 2	Limits
84-15-1	o-Terphenyl	129%		20-142%

RL = Reporting Limit
 E = Indicates value exceeds calibration range

J = Indicates an estimated value
 B = Indicates analyte found in associated method blank
 N = Indicates presumptive evidence of a compound

Report of Analysis

Client Sample ID: FL02-08@3'	
Lab Sample ID: DA77200-8A	Date Sampled: 11/12/25
Matrix: SO - Soil	Date Received: 11/12/25
	Percent Solids: 89.9
Project: TASMCOA: Steve J18-16 WH/FL	

SAR Metals Analysis

Analyte	Result	RL	Units	DF	Prep	Analyzed By	Method	Prep Method
Calcium	182	6.0	mg/l	1	11/13/25	11/21/25 BR	SW846 6010C ¹	USDA HANDBOOK 60 ³
Magnesium	32.7	3.0	mg/l	1	11/13/25	11/21/25 BR	SW846 6010C ¹	USDA HANDBOOK 60 ³
Sodium	121	6.0	mg/l	1	11/13/25	11/24/25 BR	SW846 6010C ²	USDA HANDBOOK 60 ³

(1) Instrument QC Batch: MA19869

(2) Instrument QC Batch: MA19878

(3) Prep QC Batch: MP44404

RL = Reporting Limit

Report of Analysis

Client Sample ID: FL02-08@3'		Date Sampled: 11/12/25
Lab Sample ID: DA77200-8A		Date Received: 11/12/25
Matrix: SO - Soil		Percent Solids: 89.9
Project: TASMCOA: Steve J18-16 WH/FL		

General Chemistry

Analyte	Result	RL	Units	DF	Analyzed	By	Method
Sodium Adsorption Ratio ^a	2.17		ratio	1	11/24/25 21:08	BR	USDA HANDBOOK 60

(a) Calculated as: $(Na \text{ meq/L}) / \sqrt{[(Ca \text{ meq/L}) + (Mg \text{ meq/L})/2]}$

RL = Reporting Limit

Report of Analysis

Client Sample ID: FL02-08@3'	
Lab Sample ID: DA77200-8B	Date Sampled: 11/12/25
Matrix: SO - Soil	Date Received: 11/12/25
	Percent Solids: 89.9
Project: TASMCOA: Steve J18-16 WH/FL	

Hot Water Soluble Boron Metals Analysis

Analyte	Result	RL	Units	DF	Prep	Analyzed By	Method	Prep Method
Boron	< 0.50	0.50	mg/l	1	11/14/25	11/26/25 CDL	SW846 6010C ¹	HWS-B ²

(1) Instrument QC Batch: MA19889

(2) Prep QC Batch: MP44396

RL = Reporting Limit

Report of Analysis

Client Sample ID: FL02-08@3'	Date Sampled: 11/12/25
Lab Sample ID: DA77200-8C	Date Received: 11/12/25
Matrix: SO - Soil	Percent Solids: 89.9
Project: TASMCOA: Steve J18-16 WH/FL	

Metals Analysis

Analyte	Result	RL	Units	DF	Prep	Analyzed By	Method	Prep Method
Arsenic	2.9	0.19	mg/kg	10	11/13/25	11/24/25 GS	SW846 6020B ¹	SW846 3050B ²
Barium	121	1.9	mg/kg	10	11/13/25	11/24/25 GS	SW846 6020B ¹	SW846 3050B ²
Cadmium	< 0.095	0.095	mg/kg	10	11/13/25	11/24/25 GS	SW846 6020B ¹	SW846 3050B ²
Copper	5.0	1.9	mg/kg	10	11/13/25	11/24/25 GS	SW846 6020B ¹	SW846 3050B ²
Lead	7.1	0.48	mg/kg	10	11/13/25	11/24/25 GS	SW846 6020B ¹	SW846 3050B ²
Nickel	5.9	1.9	mg/kg	10	11/13/25	11/24/25 GS	SW846 6020B ¹	SW846 3050B ²
Selenium	0.19	0.19	mg/kg	10	11/13/25	11/24/25 GS	SW846 6020B ¹	SW846 3050B ²
Silver	< 0.095	0.095	mg/kg	10	11/13/25	11/24/25 GS	SW846 6020B ¹	SW846 3050B ²
Zinc	27.0	9.5	mg/kg	10	11/13/25	11/24/25 GS	SW846 6020B ¹	SW846 3050B ²

(1) Instrument QC Batch: MA19876

(2) Prep QC Batch: MP44381

RL = Reporting Limit

Report of Analysis

Client Sample ID: FL02-08@3'	Date Sampled: 11/12/25
Lab Sample ID: DA77200-8C	Date Received: 11/12/25
Matrix: SO - Soil	Percent Solids: 89.9
Project: TASMCOA: Steve J18-16 WH/FL	

General Chemistry

Analyte	Result	RL	Units	DF	Analyzed	By	Method
pH-saturated paste method							
pH ^a	8.05		su	1	11/13/25 20:17	GC	WREP-125,4E-SATPASTE
prep: DEPT.OF AG, BOOK N9							
Specific Conductivity ^a	1.4	0.0010	mmhos/cm	1	11/13/25 18:21	GC	SM 2510B-2011 MOD
Chromium, Hexavalent ^b	< 0.43	0.43	mg/kg	1	12/12/25 23:40	ANJ	SW846 3060A/7199

(a) Saturated paste was generated on 11/13/25.

(b) Analysis performed at SGS Dayton, NJ.

RL = Reporting Limit

Report of Analysis

Client Sample ID: FL01-10@3'	
Lab Sample ID: DA77200-9	Date Sampled: 11/12/25
Matrix: SO - Soil	Date Received: 11/12/25
Method: SW846 8260D	Percent Solids: 88.6
Project: TASMCOA: Steve J18-16 WH/FL	

Run #1	File ID	DF	Analyzed	By	Prep Date	Prep Batch	Analytical Batch
Run #1	9VB4126.D	1	11/17/25 23:16	MB	n/a	n/a	V9V849
Run #2							

Run #1	Initial Weight	Final Volume
Run #1	5.12 g	5.0 ml
Run #2		

VOA COGCC Table 915 soil list

CAS No.	Compound	Result	RL	Units	Q
71-43-2	Benzene	< 0.0011	0.0011	mg/kg	
100-41-4	Ethylbenzene	< 0.0022	0.0022	mg/kg	
108-88-3	Toluene	< 0.0022	0.0022	mg/kg	
95-63-6	1,2,4-Trimethylbenzene	< 0.0022	0.0022	mg/kg	
108-67-8	1,3,5-Trimethylbenzene	< 0.0022	0.0022	mg/kg	
	m,p-Xylene	< 0.0022	0.0022	mg/kg	
95-47-6	o-Xylene	< 0.0022	0.0022	mg/kg	
1330-20-7	Xylene (total)	< 0.0022	0.0022	mg/kg	
	TPH-GRO (C6-C10)	< 0.22	0.22	mg/kg	

CAS No.	Surrogate Recoveries	Run# 1	Run# 2	Limits
1868-53-7	Dibromofluoromethane	101%		70-130%
2037-26-5	Toluene-D8	99%		70-130%
460-00-4	4-Bromofluorobenzene	100%		70-130%
17060-07-0	1,2-Dichloroethane-D4	101%		70-130%

RL = Reporting Limit
E = Indicates value exceeds calibration range

J = Indicates an estimated value
B = Indicates analyte found in associated method blank
N = Indicates presumptive evidence of a compound

Report of Analysis

Client Sample ID: FL01-10@3'		
Lab Sample ID: DA77200-9		Date Sampled: 11/12/25
Matrix: SO - Soil		Date Received: 11/12/25
Method: SW846 8270E SW846 3570		Percent Solids: 88.6
Project: TASMCOA: Steve J18-16 WH/FL		

Run #	File ID	DF	Analyzed	By	Prep Date	Prep Batch	Analytical Batch
Run #1	9G002832.D	1	11/17/25 02:19	TH	11/14/25 14:30	OP29280	E9G111
Run #2							

Run #	Initial Weight	Final Volume
Run #1	5.2 g	10.0 ml
Run #2		

COGCC Table 915-1 PAH List

CAS No.	Compound	Result	RL	Units	Q
83-32-9	Acenaphthene	0.0063	0.0043	mg/kg	
120-12-7	Anthracene	0.0214	0.0043	mg/kg	
56-55-3	Benzo(a)anthracene	0.0408	0.0054	mg/kg	
205-99-2	Benzo(b)fluoranthene	0.0369	0.0043	mg/kg	
207-08-9	Benzo(k)fluoranthene	0.0121	0.0043	mg/kg	
50-32-8	Benzo(a)pyrene	0.0257	0.0043	mg/kg	
218-01-9	Chrysene	0.0412	0.0043	mg/kg	
53-70-3	Dibenzo(a,h)anthracene	0.0052	0.0043	mg/kg	
206-44-0	Fluoranthene	0.133	0.0043	mg/kg	
86-73-7	Fluorene	0.0084	0.0043	mg/kg	
193-39-5	Indeno(1,2,3-cd)pyrene	0.0135	0.0043	mg/kg	
90-12-0	1-Methylnaphthalene	< 0.0043	0.0043	mg/kg	
91-57-6	2-Methylnaphthalene	< 0.0043	0.0043	mg/kg	
91-20-3	Naphthalene	< 0.0022	0.0022	mg/kg	
129-00-0	Pyrene	0.0979	0.0043	mg/kg	

CAS No.	Surrogate Recoveries	Run# 1	Run# 2	Limits
321-60-8	2-Fluorobiphenyl	93%		22-138%
4165-60-0	Nitrobenzene-d5	115%		32-143%
1718-51-0	Terphenyl-d14	102%		48-149%

RL = Reporting Limit
E = Indicates value exceeds calibration range

J = Indicates an estimated value
B = Indicates analyte found in associated method blank
N = Indicates presumptive evidence of a compound

Report of Analysis

Client Sample ID: FL01-10@3'	
Lab Sample ID: DA77200-9	Date Sampled: 11/12/25
Matrix: SO - Soil	Date Received: 11/12/25
Method: SW846-8015C SW846 3570	Percent Solids: 88.6
Project: TASMCOA: Steve J18-16 WH/FL	

	File ID	DF	Analyzed	By	Prep Date	Prep Batch	Analytical Batch
Run #1	LW50155.D	1	11/18/25 18:01	JB	11/13/25 12:00	OP29279	GLW1177
Run #2							

	Initial Weight	Final Volume
Run #1	5.1 g	10.0 ml
Run #2		

DRO C10-C28, ORO > C28-C36

CAS No.	Compound	Result	RL	Units	Q
	TPH-DRO (C10-C28)	9.17	4.4	mg/kg	
	TPH-ORO (> C28-C36)	< 6.6	6.6	mg/kg	

CAS No.	Surrogate Recoveries	Run# 1	Run# 2	Limits
84-15-1	o-Terphenyl	127%		20-142%

RL = Reporting Limit
E = Indicates value exceeds calibration range

J = Indicates an estimated value
B = Indicates analyte found in associated method blank
N = Indicates presumptive evidence of a compound

Report of Analysis

Client Sample ID: FL01-10@3'		Date Sampled: 11/12/25
Lab Sample ID: DA77200-9A		Date Received: 11/12/25
Matrix: SO - Soil		Percent Solids: 88.6
Project: TASMCOA: Steve J18-16 WH/FL		

SAR Metals Analysis

Analyte	Result	RL	Units	DF	Prep	Analyzed By	Method	Prep Method
Calcium	255	6.0	mg/l	1	11/13/25	11/21/25 BR	SW846 6010C ¹	USDA HANDBOOK 60 ³
Magnesium	50.9	3.0	mg/l	1	11/13/25	11/21/25 BR	SW846 6010C ¹	USDA HANDBOOK 60 ³
Sodium	172	6.0	mg/l	1	11/13/25	11/24/25 BR	SW846 6010C ²	USDA HANDBOOK 60 ³

(1) Instrument QC Batch: MA19869

(2) Instrument QC Batch: MA19878

(3) Prep QC Batch: MP44404

RL = Reporting Limit

Report of Analysis

Client Sample ID: FL01-10@3'	Date Sampled: 11/12/25
Lab Sample ID: DA77200-9A	Date Received: 11/12/25
Matrix: SO - Soil	Percent Solids: 88.6
Project: TASMCOA: Steve J18-16 WH/FL	

General Chemistry

Analyte	Result	RL	Units	DF	Analyzed	By	Method
Sodium Adsorption Ratio ^a	2.57		ratio	1	11/24/25 21:10	BR	USDA HANDBOOK 60

(a) Calculated as: $(Na \text{ meq/L}) / \sqrt{[(Ca \text{ meq/L}) + (Mg \text{ meq/L})/2]}$

RL = Reporting Limit

Report of Analysis

Client Sample ID: FL01-10@3'	
Lab Sample ID: DA77200-9B	Date Sampled: 11/12/25
Matrix: SO - Soil	Date Received: 11/12/25
	Percent Solids: 88.6
Project: TASMCOA: Steve J18-16 WH/FL	

Hot Water Soluble Boron Metals Analysis

Analyte	Result	RL	Units	DF	Prep	Analyzed By	Method	Prep Method
Boron	< 0.50	0.50	mg/l	1	11/14/25	11/26/25 CDL	SW846 6010C ¹	HWS-B ²

(1) Instrument QC Batch: MA19889

(2) Prep QC Batch: MP44396

RL = Reporting Limit

Report of Analysis

Client Sample ID: FL01-10@3'	Date Sampled: 11/12/25
Lab Sample ID: DA77200-9C	Date Received: 11/12/25
Matrix: SO - Soil	Percent Solids: 88.6
Project: TASMCOA: Steve J18-16 WH/FL	

Metals Analysis

Analyte	Result	RL	Units	DF	Prep	Analyzed By	Method	Prep Method
Arsenic	4.3	0.19	mg/kg	10	11/13/25	11/24/25 GS	SW846 6020B ¹	SW846 3050B ²
Barium	117	1.9	mg/kg	10	11/13/25	11/24/25 GS	SW846 6020B ¹	SW846 3050B ²
Cadmium	0.11	0.094	mg/kg	10	11/13/25	11/24/25 GS	SW846 6020B ¹	SW846 3050B ²
Copper	5.3	1.9	mg/kg	10	11/13/25	11/24/25 GS	SW846 6020B ¹	SW846 3050B ²
Lead	7.0	0.47	mg/kg	10	11/13/25	11/24/25 GS	SW846 6020B ¹	SW846 3050B ²
Nickel	7.2	1.9	mg/kg	10	11/13/25	11/24/25 GS	SW846 6020B ¹	SW846 3050B ²
Selenium	< 0.19	0.19	mg/kg	10	11/13/25	11/24/25 GS	SW846 6020B ¹	SW846 3050B ²
Silver	< 0.094	0.094	mg/kg	10	11/13/25	11/24/25 GS	SW846 6020B ¹	SW846 3050B ²
Zinc	23.1	9.4	mg/kg	10	11/13/25	11/24/25 GS	SW846 6020B ¹	SW846 3050B ²

(1) Instrument QC Batch: MA19876

(2) Prep QC Batch: MP44381

RL = Reporting Limit

Report of Analysis

Client Sample ID: FL01-10@3'	Date Sampled: 11/12/25
Lab Sample ID: DA77200-9C	Date Received: 11/12/25
Matrix: SO - Soil	Percent Solids: 88.6
Project: TASMCOA: Steve J18-16 WH/FL	

General Chemistry

Analyte	Result	RL	Units	DF	Analyzed	By	Method
pH-saturated paste method							
pH ^a	7.90		su	1	11/13/25 20:17	GC	WREP-125,4E-SATPASTE
prep: DEPT.OF AG, BOOK N9							
Specific Conductivity ^a	2.0	0.0010	mmhos/cm	1	11/13/25 18:21	GC	SM 2510B-2011 MOD
Chromium, Hexavalent ^b	< 0.46	0.46	mg/kg	1	12/12/25 23:55	ANJ	SW846 3060A/7199

(a) Saturated paste was generated on 11/13/25.

(b) Analysis performed at SGS Dayton, NJ.

RL = Reporting Limit

Report of Analysis

Client Sample ID: FL02-10@3'	
Lab Sample ID: DA77200-10	Date Sampled: 11/12/25
Matrix: SO - Soil	Date Received: 11/12/25
Method: SW846 8260D	Percent Solids: 89.0
Project: TASMCOA: Steve J18-16 WH/FL	

Run #1	File ID	DF	Analyzed	By	Prep Date	Prep Batch	Analytical Batch
Run #1	9VB4131.D	1	11/18/25 01:09	MB	n/a	n/a	V9V849
Run #2							

Run #1	Initial Weight	Final Volume
Run #1	5.09 g	5.0 ml
Run #2		

VOA COGCC Table 915 soil list

CAS No.	Compound	Result	RL	Units	Q
71-43-2	Benzene	< 0.0011	0.0011	mg/kg	
100-41-4	Ethylbenzene	< 0.0022	0.0022	mg/kg	
108-88-3	Toluene	< 0.0022	0.0022	mg/kg	
95-63-6	1,2,4-Trimethylbenzene	< 0.0022	0.0022	mg/kg	
108-67-8	1,3,5-Trimethylbenzene	< 0.0022	0.0022	mg/kg	
	m,p-Xylene	< 0.0022	0.0022	mg/kg	
95-47-6	o-Xylene	< 0.0022	0.0022	mg/kg	
1330-20-7	Xylene (total)	< 0.0022	0.0022	mg/kg	
	TPH-GRO (C6-C10)	< 0.22	0.22	mg/kg	

CAS No.	Surrogate Recoveries	Run# 1	Run# 2	Limits
1868-53-7	Dibromofluoromethane	99%		70-130%
2037-26-5	Toluene-D8	98%		70-130%
460-00-4	4-Bromofluorobenzene	101%		70-130%
17060-07-0	1,2-Dichloroethane-D4	103%		70-130%

RL = Reporting Limit
E = Indicates value exceeds calibration range

J = Indicates an estimated value
B = Indicates analyte found in associated method blank
N = Indicates presumptive evidence of a compound

Report of Analysis

Client Sample ID: FL02-10@3'		
Lab Sample ID: DA77200-10		Date Sampled: 11/12/25
Matrix: SO - Soil		Date Received: 11/12/25
Method: SW846 8270E SW846 3570		Percent Solids: 89.0
Project: TASMCOA: Steve J18-16 WH/FL		

Run #1	File ID	DF	Analyzed	By	Prep Date	Prep Batch	Analytical Batch
Run #1	9G002833.D	1	11/17/25 02:39	TH	11/14/25 14:30	OP29280	E9G111
Run #2							

Run #1	Initial Weight	Final Volume
Run #1	5.0 g	10.0 ml
Run #2		

COGCC Table 915-1 PAH List

CAS No.	Compound	Result	RL	Units	Q
83-32-9	Acenaphthene	0.0080	0.0045	mg/kg	
120-12-7	Anthracene	0.0164	0.0045	mg/kg	
56-55-3	Benzo(a)anthracene	0.0293	0.0056	mg/kg	
205-99-2	Benzo(b)fluoranthene	0.0256	0.0045	mg/kg	
207-08-9	Benzo(k)fluoranthene	0.0093	0.0045	mg/kg	
50-32-8	Benzo(a)pyrene	0.0182	0.0045	mg/kg	
218-01-9	Chrysene	0.0283	0.0045	mg/kg	
53-70-3	Dibenzo(a,h)anthracene	< 0.0045	0.0045	mg/kg	
206-44-0	Fluoranthene	0.0929	0.0045	mg/kg	
86-73-7	Fluorene	0.0088	0.0045	mg/kg	
193-39-5	Indeno(1,2,3-cd)pyrene	0.0096	0.0045	mg/kg	
90-12-0	1-Methylnaphthalene	< 0.0045	0.0045	mg/kg	
91-57-6	2-Methylnaphthalene	< 0.0045	0.0045	mg/kg	
91-20-3	Naphthalene	0.0024	0.0022	mg/kg	
129-00-0	Pyrene	0.0674	0.0045	mg/kg	

CAS No.	Surrogate Recoveries	Run# 1	Run# 2	Limits
321-60-8	2-Fluorobiphenyl	98%		22-138%
4165-60-0	Nitrobenzene-d5	114%		32-143%
1718-51-0	Terphenyl-d14	102%		48-149%

RL = Reporting Limit
E = Indicates value exceeds calibration range

J = Indicates an estimated value
B = Indicates analyte found in associated method blank
N = Indicates presumptive evidence of a compound

Report of Analysis

Client Sample ID: FL02-10@3'	
Lab Sample ID: DA77200-10	Date Sampled: 11/12/25
Matrix: SO - Soil	Date Received: 11/12/25
Method: SW846-8015C SW846 3570	Percent Solids: 89.0
Project: TASMCOA: Steve J18-16 WH/FL	

	File ID	DF	Analyzed	By	Prep Date	Prep Batch	Analytical Batch
Run #1	FP089250.D	1	11/15/25 05:40	JB	11/13/25 12:00	OP29279	GFP2530
Run #2							

	Initial Weight	Final Volume
Run #1	5.0 g	10.0 ml
Run #2		

DRO C10-C28, ORO > C28-C36

CAS No.	Compound	Result	RL	Units	Q
	TPH-DRO (C10-C28) ^a	< 4.5	4.5	mg/kg	
	TPH-ORO (> C28-C36) ^a	< 6.7	6.7	mg/kg	

CAS No.	Surrogate Recoveries	Run# 1	Run# 2	Limits
84-15-1	o-Terphenyl	107%		20-142%

(a) Associated CCV outside control limits biased high, sample is ND.

RL = Reporting Limit
E = Indicates value exceeds calibration range

J = Indicates an estimated value
B = Indicates analyte found in associated method blank
N = Indicates presumptive evidence of a compound

Report of Analysis

Client Sample ID: FL02-10@3'		Date Sampled: 11/12/25
Lab Sample ID: DA77200-10A		Date Received: 11/12/25
Matrix: SO - Soil		Percent Solids: 89.0
Project: TASMCOA: Steve J18-16 WH/FL		

SAR Metals Analysis

Analyte	Result	RL	Units	DF	Prep	Analyzed By	Method	Prep Method
Calcium	390	6.0	mg/l	1	11/13/25	11/21/25 BR	SW846 6010C ¹	USDA HANDBOOK 60 ³
Magnesium	73.4	3.0	mg/l	1	11/13/25	11/21/25 BR	SW846 6010C ¹	USDA HANDBOOK 60 ³
Sodium	210	6.0	mg/l	1	11/13/25	11/24/25 BR	SW846 6010C ²	USDA HANDBOOK 60 ³

(1) Instrument QC Batch: MA19869

(2) Instrument QC Batch: MA19878

(3) Prep QC Batch: MP44404

RL = Reporting Limit

Report of Analysis

Client Sample ID: FL02-10@3'		Date Sampled: 11/12/25
Lab Sample ID: DA77200-10A		Date Received: 11/12/25
Matrix: SO - Soil		Percent Solids: 89.0
Project: TASMCOA: Steve J18-16 WH/FL		

General Chemistry

Analyte	Result	RL	Units	DF	Analyzed	By	Method
Sodium Adsorption Ratio ^a	2.56		ratio	1	11/24/25 21:11	BR	USDA HANDBOOK 60

(a) Calculated as: $(Na \text{ meq/L}) / \sqrt{[(Ca \text{ meq/L}) + (Mg \text{ meq/L})/2]}$

RL = Reporting Limit

Report of Analysis

Client Sample ID: FL02-10@3'	
Lab Sample ID: DA77200-10B	Date Sampled: 11/12/25
Matrix: SO - Soil	Date Received: 11/12/25
	Percent Solids: 89.0
Project: TASMCOA: Steve J18-16 WH/FL	

Hot Water Soluble Boron Metals Analysis

Analyte	Result	RL	Units	DF	Prep	Analyzed By	Method	Prep Method
Boron	< 0.50	0.50	mg/l	1	11/13/25	12/01/25 CDL	SW846 6010C ¹	HWS-B ²

(1) Instrument QC Batch: MA19896

(2) Prep QC Batch: MP44397

RL = Reporting Limit

Report of Analysis

Client Sample ID: FL02-10@3'	Date Sampled: 11/12/25
Lab Sample ID: DA77200-10C	Date Received: 11/12/25
Matrix: SO - Soil	Percent Solids: 89.0
Project: TASMCOA: Steve J18-16 WH/FL	

Metals Analysis

Analyte	Result	RL	Units	DF	Prep	Analyzed By	Method	Prep Method
Arsenic	4.3	0.20	mg/kg	10	11/13/25	11/25/25 GS	SW846 6020B ¹	SW846 3050B ²
Barium	118	2.0	mg/kg	10	11/13/25	11/25/25 GS	SW846 6020B ¹	SW846 3050B ²
Cadmium	0.13	0.10	mg/kg	10	11/13/25	11/25/25 GS	SW846 6020B ¹	SW846 3050B ²
Copper	5.2	2.0	mg/kg	10	11/13/25	11/25/25 GS	SW846 6020B ¹	SW846 3050B ²
Lead	6.8	0.51	mg/kg	10	11/13/25	11/25/25 GS	SW846 6020B ¹	SW846 3050B ²
Nickel	7.0	2.0	mg/kg	10	11/13/25	11/25/25 GS	SW846 6020B ¹	SW846 3050B ²
Selenium	0.23	0.20	mg/kg	10	11/13/25	11/25/25 GS	SW846 6020B ¹	SW846 3050B ²
Silver	< 0.10	0.10	mg/kg	10	11/13/25	11/25/25 GS	SW846 6020B ¹	SW846 3050B ²
Zinc	23.3	10	mg/kg	10	11/13/25	11/25/25 GS	SW846 6020B ¹	SW846 3050B ²

(1) Instrument QC Batch: MA19876

(2) Prep QC Batch: MP44393

RL = Reporting Limit

Report of Analysis

Client Sample ID: FL02-10@3'		Date Sampled: 11/12/25
Lab Sample ID: DA77200-10C		Date Received: 11/12/25
Matrix: SO - Soil		Percent Solids: 89.0
Project: TASMCOA: Steve J18-16 WH/FL		

General Chemistry

Analyte	Result	RL	Units	DF	Analyzed	By	Method
pH-saturated paste method							
pH ^a	7.96		su	1	11/13/25 20:17	GC	WREP-125,4E-SATPASTE
prep: DEPT.OF AG, BOOK N9							
Specific Conductivity ^a	2.7	0.0010	mmhos/cm	1	11/13/25 18:21	GC	SM 2510B-2011 MOD
Chromium, Hexavalent ^b	< 0.45	0.45	mg/kg	1	12/13/25 00:11	ANJ	SW846 3060A/7199

(a) Saturated paste was generated on 11/13/25.

(b) Analysis performed at SGS Dayton, NJ.

RL = Reporting Limit

Report of Analysis

Client Sample ID: FL01-13@3'	
Lab Sample ID: DA77200-11	Date Sampled: 11/12/25
Matrix: SO - Soil	Date Received: 11/12/25
Method: SW846 8260D	Percent Solids: 91.9
Project: TASMCOA: Steve J18-16 WH/FL	

Run #	File ID	DF	Analyzed	By	Prep Date	Prep Batch	Analytical Batch
Run #1	9VB4132.D	1	11/18/25 01:32	MB	n/a	n/a	V9V849
Run #2							

Run #	Initial Weight	Final Volume
Run #1	5.20 g	5.0 ml
Run #2		

VOA COGCC Table 915 soil list

CAS No.	Compound	Result	RL	Units	Q
71-43-2	Benzene	< 0.0010	0.0010	mg/kg	
100-41-4	Ethylbenzene	< 0.0021	0.0021	mg/kg	
108-88-3	Toluene	< 0.0021	0.0021	mg/kg	
95-63-6	1,2,4-Trimethylbenzene	< 0.0021	0.0021	mg/kg	
108-67-8	1,3,5-Trimethylbenzene	< 0.0021	0.0021	mg/kg	
	m,p-Xylene	< 0.0021	0.0021	mg/kg	
95-47-6	o-Xylene	< 0.0021	0.0021	mg/kg	
1330-20-7	Xylene (total)	< 0.0021	0.0021	mg/kg	
	TPH-GRO (C6-C10)	< 0.21	0.21	mg/kg	

CAS No.	Surrogate Recoveries	Run# 1	Run# 2	Limits
1868-53-7	Dibromofluoromethane	96%		70-130%
2037-26-5	Toluene-D8	101%		70-130%
460-00-4	4-Bromofluorobenzene	99%		70-130%
17060-07-0	1,2-Dichloroethane-D4	104%		70-130%

RL = Reporting Limit
 E = Indicates value exceeds calibration range

J = Indicates an estimated value
 B = Indicates analyte found in associated method blank
 N = Indicates presumptive evidence of a compound

Report of Analysis

Client Sample ID: FL01-13@3'		
Lab Sample ID: DA77200-11		Date Sampled: 11/12/25
Matrix: SO - Soil		Date Received: 11/12/25
Method: SW846 8270E SW846 3570		Percent Solids: 91.9
Project: TASMCOA: Steve J18-16 WH/FL		

Run #1	File ID	DF	Analyzed	By	Prep Date	Prep Batch	Analytical Batch
Run #1	9G002834.D	1	11/17/25 02:59	TH	11/14/25 14:30	OP29280	E9G111
Run #2							

Run #1	Initial Weight	Final Volume
Run #1	5.2 g	10.0 ml
Run #2		

COGCC Table 915-1 PAH List

CAS No.	Compound	Result	RL	Units	Q
83-32-9	Acenaphthene	< 0.0042	0.0042	mg/kg	
120-12-7	Anthracene	< 0.0042	0.0042	mg/kg	
56-55-3	Benzo(a)anthracene	< 0.0052	0.0052	mg/kg	
205-99-2	Benzo(b)fluoranthene	< 0.0042	0.0042	mg/kg	
207-08-9	Benzo(k)fluoranthene	< 0.0042	0.0042	mg/kg	
50-32-8	Benzo(a)pyrene	< 0.0042	0.0042	mg/kg	
218-01-9	Chrysene	< 0.0042	0.0042	mg/kg	
53-70-3	Dibenzo(a,h)anthracene	< 0.0042	0.0042	mg/kg	
206-44-0	Fluoranthene	< 0.0042	0.0042	mg/kg	
86-73-7	Fluorene	< 0.0042	0.0042	mg/kg	
193-39-5	Indeno(1,2,3-cd)pyrene	< 0.0042	0.0042	mg/kg	
90-12-0	1-Methylnaphthalene	< 0.0042	0.0042	mg/kg	
91-57-6	2-Methylnaphthalene	< 0.0042	0.0042	mg/kg	
91-20-3	Naphthalene	< 0.0021	0.0021	mg/kg	
129-00-0	Pyrene	< 0.0042	0.0042	mg/kg	

CAS No.	Surrogate Recoveries	Run# 1	Run# 2	Limits
321-60-8	2-Fluorobiphenyl	103%		22-138%
4165-60-0	Nitrobenzene-d5	123%		32-143%
1718-51-0	Terphenyl-d14	103%		48-149%

RL = Reporting Limit
 E = Indicates value exceeds calibration range

J = Indicates an estimated value
 B = Indicates analyte found in associated method blank
 N = Indicates presumptive evidence of a compound

Report of Analysis

Client Sample ID: FL01-13@3'	
Lab Sample ID: DA77200-11	Date Sampled: 11/12/25
Matrix: SO - Soil	Date Received: 11/12/25
Method: SW846-8015C SW846 3570	Percent Solids: 91.9
Project: TASMCOA: Steve J18-16 WH/FL	

Run #	File ID	DF	Analyzed	By	Prep Date	Prep Batch	Analytical Batch
Run #1	FP089251.D	1	11/15/25 05:53	JB	11/13/25 12:00	OP29279	GFP2530
Run #2							

Run #	Initial Weight	Final Volume
Run #1	5.1 g	10.0 ml
Run #2		

DRO C10-C28, ORO > C28-C36

CAS No.	Compound	Result	RL	Units	Q
	TPH-DRO (C10-C28) ^a	< 4.3	4.3	mg/kg	
	TPH-ORO (> C28-C36) ^a	< 6.5	6.5	mg/kg	

CAS No.	Surrogate Recoveries	Run# 1	Run# 2	Limits
84-15-1	o-Terphenyl	114%		20-142%

(a) Associated CCV outside control limits biased high, sample is ND.

RL = Reporting Limit
E = Indicates value exceeds calibration range

J = Indicates an estimated value
B = Indicates analyte found in associated method blank
N = Indicates presumptive evidence of a compound

Report of Analysis

Client Sample ID: FL01-13@3'		Date Sampled: 11/12/25
Lab Sample ID: DA77200-11A		Date Received: 11/12/25
Matrix: SO - Soil		Percent Solids: 91.9
Project: TASMCOA: Steve J18-16 WH/FL		

SAR Metals Analysis

Analyte	Result	RL	Units	DF	Prep	Analyzed By	Method	Prep Method
Calcium	107	6.0	mg/l	1	11/13/25	11/21/25 BR	SW846 6010C ¹	USDA HANDBOOK 60 ³
Magnesium	10.4	3.0	mg/l	1	11/13/25	11/21/25 BR	SW846 6010C ¹	USDA HANDBOOK 60 ³
Sodium	17.3	6.0	mg/l	1	11/13/25	11/24/25 BR	SW846 6010C ²	USDA HANDBOOK 60 ³

(1) Instrument QC Batch: MA19869

(2) Instrument QC Batch: MA19878

(3) Prep QC Batch: MP44404

RL = Reporting Limit

Report of Analysis

Client Sample ID: FL01-13@3'	Date Sampled: 11/12/25
Lab Sample ID: DA77200-11A	Date Received: 11/12/25
Matrix: SO - Soil	Percent Solids: 91.9
Project: TASMCOA: Steve J18-16 WH/FL	

General Chemistry

Analyte	Result	RL	Units	DF	Analyzed	By	Method
Sodium Adsorption Ratio ^a	0.427		ratio	1	11/24/25 21:13	BR	USDA HANDBOOK 60

(a) Calculated as: $(Na \text{ meq/L}) / \sqrt{[(Ca \text{ meq/L}) + (Mg \text{ meq/L})/2]}$

RL = Reporting Limit

Report of Analysis

Client Sample ID: FL01-13@3'	
Lab Sample ID: DA77200-11B	Date Sampled: 11/12/25
Matrix: SO - Soil	Date Received: 11/12/25
	Percent Solids: 91.9
Project: TASMCOA: Steve J18-16 WH/FL	

Hot Water Soluble Boron Metals Analysis

Analyte	Result	RL	Units	DF	Prep	Analyzed By	Method	Prep Method
Boron	< 0.50	0.50	mg/l	1	11/13/25	12/01/25 CDL	SW846 6010C ¹	HWS-B ²

(1) Instrument QC Batch: MA19896

(2) Prep QC Batch: MP44397

RL = Reporting Limit

Report of Analysis

Client Sample ID: FL01-13@3'		Date Sampled: 11/12/25
Lab Sample ID: DA77200-11C		Date Received: 11/12/25
Matrix: SO - Soil		Percent Solids: 91.9
Project: TASMCOA: Steve J18-16 WH/FL		

Metals Analysis

Analyte	Result	RL	Units	DF	Prep	Analyzed By	Method	Prep Method
Arsenic	3.0	0.20	mg/kg	10	11/13/25	11/25/25 GS	SW846 6020B ¹	SW846 3050B ²
Barium	72.6	2.0	mg/kg	10	11/13/25	11/25/25 GS	SW846 6020B ¹	SW846 3050B ²
Cadmium	< 0.099	0.099	mg/kg	10	11/13/25	11/25/25 GS	SW846 6020B ¹	SW846 3050B ²
Copper	5.0	2.0	mg/kg	10	11/13/25	11/25/25 GS	SW846 6020B ¹	SW846 3050B ²
Lead	8.1	0.49	mg/kg	10	11/13/25	11/25/25 GS	SW846 6020B ¹	SW846 3050B ²
Nickel	4.4	2.0	mg/kg	10	11/13/25	11/25/25 GS	SW846 6020B ¹	SW846 3050B ²
Selenium	< 0.20	0.20	mg/kg	10	11/13/25	11/25/25 GS	SW846 6020B ¹	SW846 3050B ²
Silver	< 0.099	0.099	mg/kg	10	11/13/25	11/25/25 GS	SW846 6020B ¹	SW846 3050B ²
Zinc	23.4	9.9	mg/kg	10	11/13/25	11/25/25 GS	SW846 6020B ¹	SW846 3050B ²

(1) Instrument QC Batch: MA19876

(2) Prep QC Batch: MP44393

RL = Reporting Limit

Report of Analysis

Client Sample ID: FL01-13@3'	Date Sampled: 11/12/25
Lab Sample ID: DA77200-11C	Date Received: 11/12/25
Matrix: SO - Soil	Percent Solids: 91.9
Project: TASMCOA: Steve J18-16 WH/FL	

General Chemistry

Analyte	Result	RL	Units	DF	Analyzed	By	Method
pH-saturated paste method							
pH ^a	8.22		su	1	11/13/25 20:17	GC	WREP-125,4E-SATPASTE
prep: DEPT.OF AG, BOOK N9							
Specific Conductivity ^a	0.38	0.0010	mmhos/cm	1	11/13/25 18:21	GC	SM 2510B-2011 MOD
Chromium, Hexavalent ^b	< 0.44	0.44	mg/kg	1	12/13/25 09:45	ANJ	SW846 3060A/7199

(a) Saturated paste was generated on 11/13/25.

(b) Analysis performed at SGS Dayton, NJ.

RL = Reporting Limit

Report of Analysis

Client Sample ID: FL02-13@3'	Date Sampled: 11/12/25
Lab Sample ID: DA77200-12	Date Received: 11/12/25
Matrix: SO - Soil	Percent Solids: 86.9
Method: SW846 8260D	
Project: TASMCOA: Steve J18-16 WH/FL	

Run #	File ID	DF	Analyzed	By	Prep Date	Prep Batch	Analytical Batch
Run #1	9VB4133.D	1	11/18/25 01:54	MB	n/a	n/a	V9V849
Run #2							

Run #	Initial Weight	Final Volume
Run #1	5.00 g	5.0 ml
Run #2		

VOA COGCC Table 915 soil list

CAS No.	Compound	Result	RL	Units	Q
71-43-2	Benzene	< 0.0012	0.0012	mg/kg	
100-41-4	Ethylbenzene	< 0.0023	0.0023	mg/kg	
108-88-3	Toluene	< 0.0023	0.0023	mg/kg	
95-63-6	1,2,4-Trimethylbenzene	< 0.0023	0.0023	mg/kg	
108-67-8	1,3,5-Trimethylbenzene	< 0.0023	0.0023	mg/kg	
	m,p-Xylene	< 0.0023	0.0023	mg/kg	
95-47-6	o-Xylene	< 0.0023	0.0023	mg/kg	
1330-20-7	Xylene (total)	< 0.0023	0.0023	mg/kg	
	TPH-GRO (C6-C10)	< 0.23	0.23	mg/kg	

CAS No.	Surrogate Recoveries	Run# 1	Run# 2	Limits
1868-53-7	Dibromofluoromethane	96%		70-130%
2037-26-5	Toluene-D8	99%		70-130%
460-00-4	4-Bromofluorobenzene	100%		70-130%
17060-07-0	1,2-Dichloroethane-D4	97%		70-130%

RL = Reporting Limit
 E = Indicates value exceeds calibration range

J = Indicates an estimated value
 B = Indicates analyte found in associated method blank
 N = Indicates presumptive evidence of a compound

Report of Analysis

Client Sample ID: FL02-13@3'		
Lab Sample ID: DA77200-12		Date Sampled: 11/12/25
Matrix: SO - Soil		Date Received: 11/12/25
Method: SW846 8270E SW846 3570		Percent Solids: 86.9
Project: TASMCOA: Steve J18-16 WH/FL		

Run #	File ID	DF	Analyzed	By	Prep Date	Prep Batch	Analytical Batch
Run #1	9G002835.D	1	11/17/25 03:19	TH	11/14/25 14:30	OP29280	E9G111
Run #2							

Run #	Initial Weight	Final Volume
Run #1	5.1 g	10.0 ml
Run #2		

COGCC Table 915-1 PAH List

CAS No.	Compound	Result	RL	Units	Q
83-32-9	Acenaphthene	< 0.0045	0.0045	mg/kg	
120-12-7	Anthracene	< 0.0045	0.0045	mg/kg	
56-55-3	Benzo(a)anthracene	< 0.0056	0.0056	mg/kg	
205-99-2	Benzo(b)fluoranthene	< 0.0045	0.0045	mg/kg	
207-08-9	Benzo(k)fluoranthene	< 0.0045	0.0045	mg/kg	
50-32-8	Benzo(a)pyrene	< 0.0045	0.0045	mg/kg	
218-01-9	Chrysene	< 0.0045	0.0045	mg/kg	
53-70-3	Dibenzo(a,h)anthracene	< 0.0045	0.0045	mg/kg	
206-44-0	Fluoranthene	< 0.0045	0.0045	mg/kg	
86-73-7	Fluorene	< 0.0045	0.0045	mg/kg	
193-39-5	Indeno(1,2,3-cd)pyrene	< 0.0045	0.0045	mg/kg	
90-12-0	1-Methylnaphthalene	< 0.0045	0.0045	mg/kg	
91-57-6	2-Methylnaphthalene	< 0.0045	0.0045	mg/kg	
91-20-3	Naphthalene	< 0.0023	0.0023	mg/kg	
129-00-0	Pyrene	< 0.0045	0.0045	mg/kg	

CAS No.	Surrogate Recoveries	Run# 1	Run# 2	Limits
321-60-8	2-Fluorobiphenyl	102%		22-138%
4165-60-0	Nitrobenzene-d5	118%		32-143%
1718-51-0	Terphenyl-d14	107%		48-149%

RL = Reporting Limit
 E = Indicates value exceeds calibration range

J = Indicates an estimated value
 B = Indicates analyte found in associated method blank
 N = Indicates presumptive evidence of a compound

Report of Analysis

Client Sample ID: FL02-13@3'	
Lab Sample ID: DA77200-12	Date Sampled: 11/12/25
Matrix: SO - Soil	Date Received: 11/12/25
Method: SW846-8015C SW846 3570	Percent Solids: 86.9
Project: TASMCOA: Steve J18-16 WH/FL	

	File ID	DF	Analyzed	By	Prep Date	Prep Batch	Analytical Batch
Run #1	FP089252.D	1	11/15/25 06:07	JB	11/13/25 12:00	OP29279	GFP2530
Run #2							

	Initial Weight	Final Volume
Run #1	5.1 g	10.0 ml
Run #2		

DRO C10-C28, ORO > C28-C36

CAS No.	Compound	Result	RL	Units	Q
	TPH-DRO (C10-C28) ^a	< 4.5	4.5	mg/kg	
	TPH-ORO (> C28-C36) ^a	< 6.8	6.8	mg/kg	

CAS No.	Surrogate Recoveries	Run# 1	Run# 2	Limits
84-15-1	o-Terphenyl	97%		20-142%

(a) Associated CCV outside control limits biased high, sample is ND.

RL = Reporting Limit
E = Indicates value exceeds calibration range

J = Indicates an estimated value
B = Indicates analyte found in associated method blank
N = Indicates presumptive evidence of a compound

Report of Analysis

Client Sample ID: FL02-13@3'		Date Sampled: 11/12/25
Lab Sample ID: DA77200-12A		Date Received: 11/12/25
Matrix: SO - Soil		Percent Solids: 86.9
Project: TASMCOA: Steve J18-16 WH/FL		

SAR Metals Analysis

Analyte	Result	RL	Units	DF	Prep	Analyzed By	Method	Prep Method
Calcium	85.8	6.0	mg/l	1	11/13/25	11/21/25 BR	SW846 6010C ¹	USDA HANDBOOK 60 ³
Magnesium	8.55	3.0	mg/l	1	11/13/25	11/21/25 BR	SW846 6010C ¹	USDA HANDBOOK 60 ³
Sodium	13.8	6.0	mg/l	1	11/13/25	11/24/25 BR	SW846 6010C ²	USDA HANDBOOK 60 ³

(1) Instrument QC Batch: MA19869

(2) Instrument QC Batch: MA19878

(3) Prep QC Batch: MP44404

RL = Reporting Limit

Report of Analysis

Client Sample ID: FL02-13@3'	Date Sampled: 11/12/25
Lab Sample ID: DA77200-12A	Date Received: 11/12/25
Matrix: SO - Soil	Percent Solids: 86.9
Project: TASMCOA: Steve J18-16 WH/FL	

General Chemistry

Analyte	Result	RL	Units	DF	Analyzed	By	Method
Sodium Adsorption Ratio ^a	0.380		ratio	1	11/24/25 21:14	BR	USDA HANDBOOK 60

(a) Calculated as: $(Na \text{ meq/L}) / \sqrt{[(Ca \text{ meq/L}) + (Mg \text{ meq/L})/2]}$

RL = Reporting Limit

Report of Analysis

Client Sample ID: FL02-13@3'	
Lab Sample ID: DA77200-12B	Date Sampled: 11/12/25
Matrix: SO - Soil	Date Received: 11/12/25
	Percent Solids: 86.9
Project: TASMCOA: Steve J18-16 WH/FL	

Hot Water Soluble Boron Metals Analysis

Analyte	Result	RL	Units	DF	Prep	Analyzed By	Method	Prep Method
Boron	< 0.50	0.50	mg/l	1	11/13/25	12/01/25 CDL	SW846 6010C ¹	HWS-B ²

(1) Instrument QC Batch: MA19896

(2) Prep QC Batch: MP44397

RL = Reporting Limit

Report of Analysis

Client Sample ID: FL02-13@3'	Date Sampled: 11/12/25
Lab Sample ID: DA77200-12C	Date Received: 11/12/25
Matrix: SO - Soil	Percent Solids: 86.9
Project: TASMCOA: Steve J18-16 WH/FL	

Metals Analysis

Analyte	Result	RL	Units	DF	Prep	Analyzed By	Method	Prep Method
Arsenic	5.3	0.21	mg/kg	10	11/13/25	11/25/25 GS	SW846 6020B ¹	SW846 3050B ²
Barium	76.4	2.1	mg/kg	10	11/13/25	11/25/25 GS	SW846 6020B ¹	SW846 3050B ²
Cadmium	< 0.11	0.11	mg/kg	10	11/13/25	11/25/25 GS	SW846 6020B ¹	SW846 3050B ²
Copper	5.3	2.1	mg/kg	10	11/13/25	11/25/25 GS	SW846 6020B ¹	SW846 3050B ²
Lead	7.6	0.53	mg/kg	10	11/13/25	11/25/25 GS	SW846 6020B ¹	SW846 3050B ²
Nickel	4.9	2.1	mg/kg	10	11/13/25	11/25/25 GS	SW846 6020B ¹	SW846 3050B ²
Selenium	< 0.21	0.21	mg/kg	10	11/13/25	11/25/25 GS	SW846 6020B ¹	SW846 3050B ²
Silver	< 0.11	0.11	mg/kg	10	11/13/25	11/25/25 GS	SW846 6020B ¹	SW846 3050B ²
Zinc	21.9	11	mg/kg	10	11/13/25	11/25/25 GS	SW846 6020B ¹	SW846 3050B ²

(1) Instrument QC Batch: MA19876

(2) Prep QC Batch: MP44393

RL = Reporting Limit

Report of Analysis

Client Sample ID: FL02-13@3'		Date Sampled: 11/12/25
Lab Sample ID: DA77200-12C		Date Received: 11/12/25
Matrix: SO - Soil		Percent Solids: 86.9
Project: TASMCOA: Steve J18-16 WH/FL		

General Chemistry

Analyte	Result	RL	Units	DF	Analyzed	By	Method
pH-saturated paste method							
pH ^a	8.20		su	1	11/13/25 20:17	GC	WREP-125,4E-SATPASTE
prep: DEPT.OF AG, BOOK N9							
Specific Conductivity ^a	0.36	0.0010	mmhos/cm	1	11/13/25 18:21	GC	SM 2510B-2011 MOD
Chromium, Hexavalent ^b	0.54	0.45	mg/kg	1	12/13/25 11:28	ANJ	SW846 3060A/7199

(a) Saturated paste was generated on 11/13/25.

(b) Analysis performed at SGS Dayton, NJ.

RL = Reporting Limit

Misc. Forms

Custody Documents and Other Forms

Includes the following where applicable:

- Chain of Custody



CHAIN OF CUSTODY
 SGS North America Inc. - Wheat Ridge
 4036 Youngfield Street, Wheat Ridge, CO 80033
 TEL: 303-425-6021
 www.sgs.com/ehsusa

Client / Reporting Information		Project Information		Requested Analysis (see TEST CODE sheet)		Matrix Codes																																																																																																																																																																																																																																																																																																																																																																																																																																																																																																																																																																																																																																																																																																																																																																																																																																																																																																																																																																																																																																								
Company: Tasman, Inc.		Project Name: Steve J18-16 WH/PL		Bottle Order Control #		FED-EX Tracking #																																																																																																																																																																																																																																																																																																																																																																																																																																																																																																																																																																																																																																																																																																																																																																																																																																																																																																																																																																																																																																								
Street: 4725 Independence Street		Check Box: if Project Report to Division of Oil and Public Safety (OPS): <input type="checkbox"/>		SGS Quote #		SGS Job # DA77200																																																																																																																																																																																																																																																																																																																																																																																																																																																																																																																																																																																																																																																																																																																																																																																																																																																																																																																																																																																																																																								
City, State ZIP: Wheat Ridge, CO 80033		Billing information (if different from Report to) Company: Noble		915-VOC		DW - Drinking Water																																																																																																																																																																																																																																																																																																																																																																																																																																																																																																																																																																																																																																																																																																																																																																																																																																																																																																																																																																																																																																								
Project Contact: AJ Engelhardt (aengelhardt@tasman-geo.com)		Project #: 10572		915-PAN		GW - Ground Water																																																																																																																																																																																																																																																																																																																																																																																																																																																																																																																																																																																																																																																																																																																																																																																																																																																																																																																																																																																																																																								
Phone: (303) 808-3515		Client Purchase Order #: UWRWP-A3&Q2-ABU		915-TPH		WH - Wastewater																																																																																																																																																																																																																																																																																																																																																																																																																																																																																																																																																																																																																																																																																																																																																																																																																																																																																																																																																																																																																																								
Email: Tasman@tasman-geo.com & BBU@22@chevron.com		Project Manager: AJ Engelhardt (aengelhardt@tasman-geo.com)		PH, EC, SAR		SW - Surface Water																																																																																																																																																																																																																																																																																																																																																																																																																																																																																																																																																																																																																																																																																																																																																																																																																																																																																																																																																																																																																																								
Sampler(s) Name(s): Conner Kenyberg		Collection		Boron		SO - Soil																																																																																																																																																																																																																																																																																																																																																																																																																																																																																																																																																																																																																																																																																																																																																																																																																																																																																																																																																																																																																																								
Attention: Carver Hoff		Number of preserved Bottles		*915-Metals		SL - Sludge																																																																																																																																																																																																																																																																																																																																																																																																																																																																																																																																																																																																																																																																																																																																																																																																																																																																																																																																																																																																																																								
Field ID / Point of Collection		Date	Time	Sampled by	Matrix	# of bottles	IC1	IC2	IC3	IC4	IC5	IC6	IC7	IC8	IC9	IC10	IC11	IC12	IC13	IC14	IC15	IC16	IC17	IC18	IC19	IC20	IC21	IC22	IC23	IC24	IC25	IC26	IC27	IC28	IC29	IC30	IC31	IC32	IC33	IC34	IC35	IC36	IC37	IC38	IC39	IC40	IC41	IC42	IC43	IC44	IC45	IC46	IC47	IC48	IC49	IC50	IC51	IC52	IC53	IC54	IC55	IC56	IC57	IC58	IC59	IC60	IC61	IC62	IC63	IC64	IC65	IC66	IC67	IC68	IC69	IC70	IC71	IC72	IC73	IC74	IC75	IC76	IC77	IC78	IC79	IC80	IC81	IC82	IC83	IC84	IC85	IC86	IC87	IC88	IC89	IC90	IC91	IC92	IC93	IC94	IC95	IC96	IC97	IC98	IC99	IC100	IC101	IC102	IC103	IC104	IC105	IC106	IC107	IC108	IC109	IC110	IC111	IC112	IC113	IC114	IC115	IC116	IC117	IC118	IC119	IC120	IC121	IC122	IC123	IC124	IC125	IC126	IC127	IC128	IC129	IC130	IC131	IC132	IC133	IC134	IC135	IC136	IC137	IC138	IC139	IC140	IC141	IC142	IC143	IC144	IC145	IC146	IC147	IC148	IC149	IC150	IC151	IC152	IC153	IC154	IC155	IC156	IC157	IC158	IC159	IC160	IC161	IC162	IC163	IC164	IC165	IC166	IC167	IC168	IC169	IC170	IC171	IC172	IC173	IC174	IC175	IC176	IC177	IC178	IC179	IC180	IC181	IC182	IC183	IC184	IC185	IC186	IC187	IC188	IC189	IC190	IC191	IC192	IC193	IC194	IC195	IC196	IC197	IC198	IC199	IC200	IC201	IC202	IC203	IC204	IC205	IC206	IC207	IC208	IC209	IC210	IC211	IC212	IC213	IC214	IC215	IC216	IC217	IC218	IC219	IC220	IC221	IC222	IC223	IC224	IC225	IC226	IC227	IC228	IC229	IC230	IC231	IC232	IC233	IC234	IC235	IC236	IC237	IC238	IC239	IC240	IC241	IC242	IC243	IC244	IC245	IC246	IC247	IC248	IC249	IC250	IC251	IC252	IC253	IC254	IC255	IC256	IC257	IC258	IC259	IC260	IC261	IC262	IC263	IC264	IC265	IC266	IC267	IC268	IC269	IC270	IC271	IC272	IC273	IC274	IC275	IC276	IC277	IC278	IC279	IC280	IC281	IC282	IC283	IC284	IC285	IC286	IC287	IC288	IC289	IC290	IC291	IC292	IC293	IC294	IC295	IC296	IC297	IC298	IC299	IC300	IC301	IC302	IC303	IC304	IC305	IC306	IC307	IC308	IC309	IC310	IC311	IC312	IC313	IC314	IC315	IC316	IC317	IC318	IC319	IC320	IC321	IC322	IC323	IC324	IC325	IC326	IC327	IC328	IC329	IC330	IC331	IC332	IC333	IC334	IC335	IC336	IC337	IC338	IC339	IC340	IC341	IC342	IC343	IC344	IC345	IC346	IC347	IC348	IC349	IC350	IC351	IC352	IC353	IC354	IC355	IC356	IC357	IC358	IC359	IC360	IC361	IC362	IC363	IC364	IC365	IC366	IC367	IC368	IC369	IC370	IC371	IC372	IC373	IC374	IC375	IC376	IC377	IC378	IC379	IC380	IC381	IC382	IC383	IC384	IC385	IC386	IC387	IC388	IC389	IC390	IC391	IC392	IC393	IC394	IC395	IC396	IC397	IC398	IC399	IC400	IC401	IC402	IC403	IC404	IC405	IC406	IC407	IC408	IC409	IC410	IC411	IC412	IC413	IC414	IC415	IC416	IC417	IC418	IC419	IC420	IC421	IC422	IC423	IC424	IC425	IC426	IC427	IC428	IC429	IC430	IC431	IC432	IC433	IC434	IC435	IC436	IC437	IC438	IC439	IC440	IC441	IC442	IC443	IC444	IC445	IC446	IC447	IC448	IC449	IC450	IC451	IC452	IC453	IC454	IC455	IC456	IC457	IC458	IC459	IC460	IC461	IC462	IC463	IC464	IC465	IC466	IC467	IC468	IC469	IC470	IC471	IC472	IC473	IC474	IC475	IC476	IC477	IC478	IC479	IC480	IC481	IC482	IC483	IC484	IC485	IC486	IC487	IC488	IC489	IC490	IC491	IC492	IC493	IC494	IC495	IC496	IC497	IC498	IC499	IC500	IC501	IC502	IC503	IC504	IC505	IC506	IC507	IC508	IC509	IC510	IC511	IC512	IC513	IC514	IC515	IC516	IC517	IC518	IC519	IC520	IC521	IC522	IC523	IC524	IC525	IC526	IC527	IC528	IC529	IC530	IC531	IC532	IC533	IC534	IC535	IC536	IC537	IC538	IC539	IC540	IC541	IC542	IC543	IC544	IC545	IC546	IC547	IC548	IC549	IC550	IC551	IC552	IC553	IC554	IC555	IC556	IC557	IC558	IC559	IC560	IC561	IC562	IC563	IC564	IC565	IC566	IC567	IC568	IC569	IC570	IC571	IC572	IC573	IC574	IC575	IC576	IC577	IC578	IC579	IC580	IC581	IC582	IC583	IC584	IC585	IC586	IC587	IC588	IC589	IC590	IC591	IC592	IC593	IC594	IC595	IC596	IC597	IC598	IC599	IC600	IC601	IC602	IC603	IC604	IC605	IC606	IC607	IC608	IC609	IC610	IC611	IC612	IC613	IC614	IC615	IC616	IC617	IC618	IC619	IC620	IC621	IC622	IC623	IC624	IC625	IC626	IC627	IC628	IC629	IC630	IC631	IC632	IC633	IC634	IC635	IC636	IC637	IC638	IC639	IC640	IC641	IC642	IC643	IC644	IC645	IC646	IC647	IC648	IC649	IC650	IC651	IC652	IC653	IC654	IC655	IC656	IC657	IC658	IC659	IC660	IC661	IC662	IC663	IC664	IC665	IC666	IC667	IC668	IC669	IC670	IC671	IC672	IC673	IC674	IC675	IC676	IC677	IC678	IC679	IC680	IC681	IC682	IC683	IC684	IC685	IC686	IC687	IC688	IC689	IC690	IC691	IC692	IC693	IC694	IC695	IC696	IC697	IC698	IC699	IC700	IC701	IC702	IC703	IC704	IC705	IC706	IC707	IC708	IC709	IC710	IC711	IC712	IC713	IC714	IC715	IC716	IC717	IC718	IC719	IC720	IC721	IC722	IC723	IC724	IC725	IC726	IC727	IC728	IC729	IC730	IC731	IC732	IC733	IC734	IC735	IC736	IC737	IC738	IC739	IC740	IC741	IC742	IC743	IC744	IC745	IC746	IC747	IC748	IC749	IC750	IC751	IC752	IC753	IC754	IC755	IC756	IC757	IC758	IC759	IC760	IC761	IC762	IC763	IC764	IC765	IC766	IC767	IC768	IC769	IC770	IC771	IC772	IC773	IC774	IC775	IC776	IC777	IC778	IC779	IC780	IC781	IC782	IC783	IC784	IC785	IC786	IC787	IC788	IC789	IC790	IC791	IC792	IC793	IC794	IC795	IC796	IC797	IC798	IC799	IC800	IC801	IC802	IC803	IC804	IC805	IC806	IC807	IC808	IC809	IC810	IC811	IC812	IC813	IC814	IC815	IC816	IC817	IC818	IC819	IC820	IC821	IC822	IC823	IC824	IC825	IC826	IC827	IC828	IC829	IC830	IC831	IC832	IC833	IC834	IC835	IC836	IC837	IC838	IC839	IC840	IC841	IC842	IC843	IC844	IC845	IC846	IC847	IC848	IC849	IC850	IC851	IC852	IC853	IC854	IC855	IC856	IC857	IC858	IC859	IC860	IC861	IC862	IC863	IC864	IC865	IC866	IC867	IC868	IC869	IC870	IC871	IC872	IC873	IC874	IC875	IC876	IC877	IC878	IC879	IC880	IC881	IC882	IC883	IC884	IC885	IC886	IC887	IC888	IC889	IC890	IC891	IC892	IC893	IC894	IC895	IC896	IC897	IC898	IC899	IC900	IC901	IC902	IC903	IC904	IC905	IC906	IC907	IC908	IC909	IC910	IC911	IC912	IC913	IC914	IC915	IC916	IC917	IC918	IC919	IC920	IC921	IC922	IC923	IC924	IC925	IC926	IC927	IC928	IC929	IC930	IC931	IC932	IC933	IC934	IC935	IC936	IC937	IC938	IC939	IC940	IC941	IC942	IC943	IC944	IC945	IC946	IC947	IC948	IC949	IC950	IC951	IC952	IC953	IC954	IC955	IC956	IC957	IC958	IC959	IC960	IC961	IC962	IC963	IC964	IC965	IC966	IC967	IC968	IC969	IC970	IC971	IC972	IC973	IC974	IC975	IC976	IC977	IC978	IC979	IC980	IC981	IC982	IC983	IC984	IC985	IC986	IC987	IC988	IC989	IC990	IC991	IC992	IC993	IC994	IC995	IC996	IC997	IC998	IC999	IC1000
Turnaround Time (Business days)		Data Deliverable Information		Comments / Special Instructions																																																																																																																																																																																																																																																																																																																																																																																																																																																																																																																																																																																																																																																																																																																																																																																																																																																																																																																																																																																																																																										
<input checked="" type="checkbox"/> 10 Business Days <input type="checkbox"/> 5 Business Days <input type="checkbox"/> 3 Business Days RUSH <input type="checkbox"/> 2 Business Days RUSH <input type="checkbox"/> 1 Business Day EMERGENCY		Special Reporting Instructions <input type="checkbox"/> Report in PPB <input type="checkbox"/> Report in PPM <input type="checkbox"/> Report MDLs		Commercial "A" (Level 1, Results Only) Commercial "B" (Level 2, Results + QC Summary) COMMBN (Results/QC/Narrative) COMMBN+ (Results/QC/Narrative (+ chromatograms)) REDT2 (Results/QC Summary/partial raw data) <input type="checkbox"/> FULT1																																																																																																																																																																																																																																																																																																																																																																																																																																																																																																																																																																																																																																																																																																																																																																																																																																																																																																																																																																																																																																										
Emergency & Rush T/A data available via Email or LabLink. RUSH TAT approval needed.		<input checked="" type="checkbox"/> EDD Format <u>Tasman</u>		*915-Metals: Arsenic, Barium, Cadmium, Chromium (VI), Copper, Lead, Nickel, Selenium, Silver and Zinc																																																																																																																																																																																																																																																																																																																																																																																																																																																																																																																																																																																																																																																																																																																																																																																																																																																																																																																																																																																																																																										
Sample Custody must be documented below each time samples change possession, including courier, Fed Ex, USP, USPS delivery.																																																																																																																																																																																																																																																																																																																																																																																																																																																																																																																																																																																																																																																																																																																																																																																																																																																																																																																																																																																																																																														
Relinquished by Sampler/Affiliation:	Date/Time:	Received By/Affiliation:	Date/Time:	Relinquished by/Affiliation:	Date/Time:																																																																																																																																																																																																																																																																																																																																																																																																																																																																																																																																																																																																																																																																																																																																																																																																																																																																																																																																																																																																																																									
1 <u>Conner Kenyberg</u>	11/12/25	3 <u>Carver Hoff</u>	11/12/25	2 <u>SGS CO</u>	11-12-25 11:30																																																																																																																																																																																																																																																																																																																																																																																																																																																																																																																																																																																																																																																																																																																																																																																																																																																																																																																																																																																																																																									
Relinquished by/Affiliation:	Date/Time:	Received By/Affiliation:	Date/Time:	Relinquished by/Affiliation:	Date/Time:																																																																																																																																																																																																																																																																																																																																																																																																																																																																																																																																																																																																																																																																																																																																																																																																																																																																																																																																																																																																																																									
3		4		4																																																																																																																																																																																																																																																																																																																																																																																																																																																																																																																																																																																																																																																																																																																																																																																																																																																																																																																																																																																																																																										
Custody Seal #:	Intact <input checked="" type="checkbox"/> Not Intact <input type="checkbox"/> Absent <input type="checkbox"/>	Preserved where applicable <input checked="" type="checkbox"/>	Cooler Temp. °C (corrected): <u>2.0</u>	Therm. ID: <u>FW</u>	On Ice <input type="checkbox"/>																																																																																																																																																																																																																																																																																																																																																																																																																																																																																																																																																																																																																																																																																																																																																																																																																																																																																																																																																																																																																																									
http://www.sgs.com/en/terms-and-conditions																																																																																																																																																																																																																																																																																																																																																																																																																																																																																																																																																																																																																																																																																																																																																																																																																																																																																																																																																																																																																																														

FORM: EHS-A-QAC-0027-03-FORM-Wheat Ridge - COC; RV 2/20/2025

MS Volatiles

QC Data Summaries

Includes the following where applicable:

- Method Blank Summaries
- Blank Spike Summaries
- Matrix Spike and Duplicate Summaries

Method Blank Summary

Job Number: DA77200
Account: CHEVRCOG Chevron USA, Inc.
Project: TASMCOA: Steve J18-16 WH/FL

Sample	File ID	DF	Analyzed	By	Prep Date	Prep Batch	Analytical Batch
V5V4571-MB	5V96508.D	1	11/17/25	MB	n/a	n/a	V5V4571

The QC reported here applies to the following samples:

Method: SW846 8260D

DA77200-1, DA77200-2, DA77200-3, DA77200-4, DA77200-5, DA77200-6, DA77200-7

CAS No.	Compound	Result	RL	Units	Q
71-43-2	Benzene	ND	1.0	ug/kg	
100-41-4	Ethylbenzene	ND	2.0	ug/kg	
108-88-3	Toluene	ND	2.0	ug/kg	
95-63-6	1,2,4-Trimethylbenzene	ND	2.0	ug/kg	
108-67-8	1,3,5-Trimethylbenzene	ND	2.0	ug/kg	
	m,p-Xylene	ND	2.0	ug/kg	
95-47-6	o-Xylene	ND	2.0	ug/kg	
1330-20-7	Xylene (total)	ND	2.0	ug/kg	
	TPH-GRO (C6-C10)	ND	200	ug/kg	

CAS No.	Surrogate Recoveries	Limits	
1868-53-7	Dibromofluoromethane	97%	70-130%
2037-26-5	Toluene-D8	92%	70-130%
460-00-4	4-Bromofluorobenzene	100%	70-130%
17060-07-0	1,2-Dichloroethane-D4	103%	70-130%

Method Blank Summary

Job Number: DA77200
Account: CHEVRCOG Chevron USA, Inc.
Project: TASMCOA: Steve J18-16 WH/FL

Sample	File ID	DF	Analyzed	By	Prep Date	Prep Batch	Analytical Batch
V9V849-MB	9VB4124.D	1	11/17/25	MB	n/a	n/a	V9V849

The QC reported here applies to the following samples:

Method: SW846 8260D

DA77200-8, DA77200-9, DA77200-10, DA77200-11, DA77200-12

CAS No.	Compound	Result	RL	Units	Q
71-43-2	Benzene	ND	1.0	ug/kg	
100-41-4	Ethylbenzene	ND	2.0	ug/kg	
108-88-3	Toluene	ND	2.0	ug/kg	
95-63-6	1,2,4-Trimethylbenzene	ND	2.0	ug/kg	
108-67-8	1,3,5-Trimethylbenzene	ND	2.0	ug/kg	
	m,p-Xylene	ND	2.0	ug/kg	
95-47-6	o-Xylene	ND	2.0	ug/kg	
1330-20-7	Xylene (total)	ND	2.0	ug/kg	
	TPH-GRO (C6-C10)	ND	200	ug/kg	

CAS No.	Surrogate Recoveries	Limits	
1868-53-7	Dibromofluoromethane	101%	70-130%
2037-26-5	Toluene-D8	98%	70-130%
460-00-4	4-Bromofluorobenzene	100%	70-130%
17060-07-0	1,2-Dichloroethane-D4	98%	70-130%

Blank Spike Summary

Job Number: DA77200
Account: CHEVRCOG Chevron USA, Inc.
Project: TASMCOA: Steve J18-16 WH/FL

Sample	File ID	DF	Analyzed	By	Prep Date	Prep Batch	Analytical Batch
V5V4571-BS	5V96506.D	1	11/17/25	MB	n/a	n/a	V5V4571

The QC reported here applies to the following samples:

Method: SW846 8260D

DA77200-1, DA77200-2, DA77200-3, DA77200-4, DA77200-5, DA77200-6, DA77200-7

CAS No.	Compound	Spike ug/kg	BSP ug/kg	BSP %	Limits
71-43-2	Benzene	50	45.5	91	70-130
100-41-4	Ethylbenzene	50	48.5	97	70-130
108-88-3	Toluene	50	47.3	95	70-130
95-63-6	1,2,4-Trimethylbenzene	50	45.9	92	70-134
108-67-8	1,3,5-Trimethylbenzene	50	45.8	92	70-134
	m,p-Xylene	100	93.5	94	70-130
95-47-6	o-Xylene	50	48.9	98	70-136
1330-20-7	Xylene (total)	150	142	95	70-131

CAS No.	Surrogate Recoveries	BSP	Limits
1868-53-7	Dibromofluoromethane	90%	70-130%
2037-26-5	Toluene-D8	92%	70-130%
460-00-4	4-Bromofluorobenzene	87%	70-130%
17060-07-0	1,2-Dichloroethane-D4	99%	70-130%

* = Outside of Control Limits.

Blank Spike Summary

Job Number: DA77200
Account: CHEVRCOG Chevron USA, Inc.
Project: TASMCOA: Steve J18-16 WH/FL

Sample	File ID	DF	Analyzed	By	Prep Date	Prep Batch	Analytical Batch
V5V4571-BS	5V96507.D	1	11/17/25	MB	n/a	n/a	V5V4571

The QC reported here applies to the following samples:

Method: SW846 8260D

DA77200-1, DA77200-2, DA77200-3, DA77200-4, DA77200-5, DA77200-6, DA77200-7

CAS No.	Compound	Spike ug/kg	BSP ug/kg	BSP %	Limits
	TPH-GRO (C6-C10)	2000	2900	145* a	64-144

CAS No.	Surrogate Recoveries	BSP	Limits
1868-53-7	Dibromofluoromethane	87%	70-130%
2037-26-5	Toluene-D8	92%	70-130%
460-00-4	4-Bromofluorobenzene	94%	70-130%
17060-07-0	1,2-Dichloroethane-D4	97%	70-130%

(a) Outside control limits biased high. Sample results are non-detect.

* = Outside of Control Limits.

Blank Spike Summary

Job Number: DA77200
Account: CHEVRCOG Chevron USA, Inc.
Project: TASMCOA: Steve J18-16 WH/FL

Sample	File ID	DF	Analyzed	By	Prep Date	Prep Batch	Analytical Batch
V9V849-BS	9VB4122.D	1	11/17/25	MB	n/a	n/a	V9V849

The QC reported here applies to the following samples:

Method: SW846 8260D

DA77200-8, DA77200-9, DA77200-10, DA77200-11, DA77200-12

CAS No.	Compound	Spike ug/kg	BSP ug/kg	BSP %	Limits
71-43-2	Benzene	50	46.6	93	70-130
100-41-4	Ethylbenzene	50	48.3	97	70-130
108-88-3	Toluene	50	47.1	94	70-130
95-63-6	1,2,4-Trimethylbenzene	50	47.1	94	70-134
108-67-8	1,3,5-Trimethylbenzene	50	48.0	96	70-134
	m,p-Xylene	100	96.9	97	70-130
95-47-6	o-Xylene	50	49.2	98	70-136
1330-20-7	Xylene (total)	150	146	97	70-131

CAS No.	Surrogate Recoveries	BSP	Limits
1868-53-7	Dibromofluoromethane	103%	70-130%
2037-26-5	Toluene-D8	100%	70-130%
460-00-4	4-Bromofluorobenzene	100%	70-130%
17060-07-0	1,2-Dichloroethane-D4	98%	70-130%

* = Outside of Control Limits.

Blank Spike Summary

Job Number: DA77200
Account: CHEVRCOG Chevron USA, Inc.
Project: TASMCOA: Steve J18-16 WH/FL

Sample	File ID	DF	Analyzed	By	Prep Date	Prep Batch	Analytical Batch
V9V849-BS	9VB4123.D	1	11/17/25	MB	n/a	n/a	V9V849

The QC reported here applies to the following samples:

Method: SW846 8260D

DA77200-8, DA77200-9, DA77200-10, DA77200-11, DA77200-12

CAS No.	Compound	Spike ug/kg	BSP ug/kg	BSP %	Limits
	TPH-GRO (C6-C10)	2000	1700	85	64-144

CAS No.	Surrogate Recoveries	BSP	Limits
1868-53-7	Dibromofluoromethane	100%	70-130%
2037-26-5	Toluene-D8	99%	70-130%
460-00-4	4-Bromofluorobenzene	100%	70-130%
17060-07-0	1,2-Dichloroethane-D4	97%	70-130%

* = Outside of Control Limits.

Matrix Spike/Matrix Spike Duplicate Summary

Job Number: DA77200
Account: CHEVRCOG Chevron USA, Inc.
Project: TASMCOA: Steve J18-16 WH/FL

Sample	File ID	DF	Analyzed	By	Prep Date	Prep Batch	Analytical Batch
DA77189-2MS	5V96511.D	1	11/17/25	MB	n/a	n/a	V5V4571
DA77189-2MSD	5V96512.D	1	11/17/25	MB	n/a	n/a	V5V4571
DA77189-2	5V96509.D	1	11/17/25	MB	n/a	n/a	V5V4571

The QC reported here applies to the following samples:

Method: SW846 8260D

DA77200-1, DA77200-2, DA77200-3, DA77200-4, DA77200-5, DA77200-6, DA77200-7

CAS No.	Compound	DA77189-2 ug/kg	Spike Q ug/kg	MS ug/kg	MS %	Spike ug/kg	MSD ug/kg	MSD %	RPD	Limits Rec/RPD
71-43-2	Benzene	< 1.0	53.3	47.3	89	53	39.8	75	17	44-150/44
100-41-4	Ethylbenzene	< 2.0	53.3	48.5	91	53	41.7	79	15	41-149/49
108-88-3	Toluene	< 2.0	53.3	47.1	88	53	42.1	79	11	40-149/47
95-63-6	1,2,4-Trimethylbenzene	< 2.0	53.3	48.1	90	53	39.9	75	19	26-164/57
108-67-8	1,3,5-Trimethylbenzene	< 2.0	53.3	48.5	91	53	40.6	77	18	30-161/60
	m,p-Xylene	< 2.0	107	92.2	86	106	79.7	75	15	36-152/49
95-47-6	o-Xylene	< 2.0	53.3	47.0	88	53	40.6	77	15	33-168/49
1330-20-7	Xylene (total)	< 2.0	160	139	87	159	120	75	15	36-157/49

CAS No.	Surrogate Recoveries	MS	MSD	DA77189-2	Limits
1868-53-7	Dibromofluoromethane	96%	97%	97%	70-130%
2037-26-5	Toluene-D8	91%	91%	93%	70-130%
460-00-4	4-Bromofluorobenzene	92%	90%	100%	70-130%
17060-07-0	1,2-Dichloroethane-D4	102%	96%	101%	70-130%

* = Outside of Control Limits.

5.3.1
5

Matrix Spike/Matrix Spike Duplicate Summary

Job Number: DA77200
Account: CHEVRCOG Chevron USA, Inc.
Project: TASMCOA: Steve J18-16 WH/FL

Sample	File ID	DF	Analyzed	By	Prep Date	Prep Batch	Analytical Batch
DA77199-4MS	5V96513.D	1	11/17/25	MB	n/a	n/a	V5V4571
DA77199-4MSD	5V96514.D	1	11/17/25	MB	n/a	n/a	V5V4571
DA77199-4	5V96510.D	1	11/17/25	MB	n/a	n/a	V5V4571

The QC reported here applies to the following samples: **Method:** SW846 8260D

DA77200-1, DA77200-2, DA77200-3, DA77200-4, DA77200-5, DA77200-6, DA77200-7

CAS No.	Compound	DA77199-4 ug/kg	Spike Q ug/kg	MS ug/kg	MS %	Spike ug/kg	MSD ug/kg	MSD %	RPD	Limits Rec/RPD
	TPH-GRO (C6-C10)	< 200	2020	2670	132	2060	2510	122	6	18-158/83

CAS No.	Surrogate Recoveries	MS	MSD	DA77199-4	Limits
1868-53-7	Dibromofluoromethane	92%	94%	98%	70-130%
2037-26-5	Toluene-D8	91%	93%	92%	70-130%
460-00-4	4-Bromofluorobenzene	96%	93%	99%	70-130%
17060-07-0	1,2-Dichloroethane-D4	101%	98%	101%	70-130%

* = Outside of Control Limits.

5.3.2
5

Matrix Spike/Matrix Spike Duplicate Summary

Job Number: DA77200
Account: CHEVRCOG Chevron USA, Inc.
Project: TASMCOA: Steve J18-16 WH/FL

Sample	File ID	DF	Analyzed	By	Prep Date	Prep Batch	Analytical Batch
DA77200-8MS	9VB4127.D	1	11/17/25	MB	n/a	n/a	V9V849
DA77200-8MSD	9VB4128.D	1	11/18/25	MB	n/a	n/a	V9V849
DA77200-8	9VB4125.D	1	11/17/25	MB	n/a	n/a	V9V849

The QC reported here applies to the following samples:

Method: SW846 8260D

DA77200-8, DA77200-9, DA77200-10, DA77200-11, DA77200-12

CAS No.	Compound	DA77200-8 ug/kg	Spike Q ug/kg	MS ug/kg	MS %	Spike ug/kg	MSD ug/kg	MSD %	RPD	Limits Rec/RPD
71-43-2	Benzene	< 1.1	55.4	47.0	85	51.5	45.1	88	4	44-150/44
100-41-4	Ethylbenzene	< 2.1	55.4	46.4	84	51.5	45.8	89	1	41-149/49
108-88-3	Toluene	< 2.1	55.4	46.3	84	51.5	45.0	87	3	40-149/47
95-63-6	1,2,4-Trimethylbenzene	< 2.1	55.4	41.1	74	51.5	42.4	82	3	26-164/57
108-67-8	1,3,5-Trimethylbenzene	< 2.1	55.4	41.0	74	51.5	42.7	83	4	30-161/60
	m,p-Xylene	< 2.1	111	92.6	84	103	91.4	89	1	36-152/49
95-47-6	o-Xylene	1.3	55.4	48.7	86	51.5	47.2	89	3	33-168/49
1330-20-7	Xylene (total)	2.6	166	141	83	154	139	88	1	36-157/49

CAS No.	Surrogate Recoveries	MS	MSD	DA77200-8	Limits
1868-53-7	Dibromofluoromethane	103%	100%	102%	70-130%
2037-26-5	Toluene-D8	98%	99%	99%	70-130%
460-00-4	4-Bromofluorobenzene	100%	102%	101%	70-130%
17060-07-0	1,2-Dichloroethane-D4	104%	99%	101%	70-130%

* = Outside of Control Limits.

5.3.3
5

Matrix Spike/Matrix Spike Duplicate Summary

Job Number: DA77200
Account: CHEVRCOG Chevron USA, Inc.
Project: TASMCOA: Steve J18-16 WH/FL

Sample	File ID	DF	Analyzed	By	Prep Date	Prep Batch	Analytical Batch
DA77200-9MS	9VB4129.D	1	11/18/25	MB	n/a	n/a	V9V849
DA77200-9MSD	9VB4130.D	1	11/18/25	MB	n/a	n/a	V9V849
DA77200-9	9VB4126.D	1	11/17/25	MB	n/a	n/a	V9V849

The QC reported here applies to the following samples:

Method: SW846 8260D

DA77200-8, DA77200-9, DA77200-10, DA77200-11, DA77200-12

CAS No.	Compound	DA77200-9 ug/kg	Spike Q ug/kg	MS ug/kg	MS %	Spike ug/kg	MSD ug/kg	MSD %	RPD	Limits Rec/RPD
	TPH-GRO (C6-C10)	< 220	2110	1040	49	2240	1020	46	2	18-158/83

CAS No.	Surrogate Recoveries	MS	MSD	DA77200-9	Limits
1868-53-7	Dibromofluoromethane	100%	98%	101%	70-130%
2037-26-5	Toluene-D8	99%	100%	99%	70-130%
460-00-4	4-Bromofluorobenzene	100%	99%	100%	70-130%
17060-07-0	1,2-Dichloroethane-D4	101%	99%	101%	70-130%

* = Outside of Control Limits.

5.3.4
5

MS Semi-volatiles

QC Data Summaries

Includes the following where applicable:

- Method Blank Summaries
- Blank Spike Summaries
- Matrix Spike and Duplicate Summaries

Method Blank Summary

Job Number: DA77200
Account: CHEVRCOG Chevron USA, Inc.
Project: TASMCOA: Steve J18-16 WH/FL

Sample	File ID	DF	Analyzed	By	Prep Date	Prep Batch	Analytical Batch
OP29272-MB	6G023461.D	1	11/17/25	TH	11/13/25	OP29272	E6G874

The QC reported here applies to the following samples:

Method: SW846 8270E

DA77200-1, DA77200-2, DA77200-3, DA77200-4, DA77200-5, DA77200-6

CAS No.	Compound	Result	RL	Units	Q
83-32-9	Acenaphthene	ND	4.0	ug/kg	
120-12-7	Anthracene	ND	4.0	ug/kg	
56-55-3	Benzo(a)anthracene	ND	5.0	ug/kg	
205-99-2	Benzo(b)fluoranthene	ND	4.0	ug/kg	
207-08-9	Benzo(k)fluoranthene	ND	4.0	ug/kg	
50-32-8	Benzo(a)pyrene	ND	4.0	ug/kg	
218-01-9	Chrysene	ND	4.0	ug/kg	
53-70-3	Dibenzo(a,h)anthracene	ND	4.0	ug/kg	
206-44-0	Fluoranthene	ND	4.0	ug/kg	
86-73-7	Fluorene	ND	4.0	ug/kg	
193-39-5	Indeno(1,2,3-cd)pyrene	ND	4.0	ug/kg	
90-12-0	1-Methylnaphthalene	ND	4.0	ug/kg	
91-57-6	2-Methylnaphthalene	ND	4.0	ug/kg	
91-20-3	Naphthalene	ND	2.0	ug/kg	
129-00-0	Pyrene	ND	4.0	ug/kg	

CAS No.	Surrogate Recoveries	Limits	
321-60-8	2-Fluorobiphenyl	100%	22-138%
4165-60-0	Nitrobenzene-d5	85%	32-143%
1718-51-0	Terphenyl-d14	112%	48-149%

6.1.1
6

Method Blank Summary

Job Number: DA77200
Account: CHEVRCOG Chevron USA, Inc.
Project: TASMCOA: Steve J18-16 WH/FL

Sample	File ID	DF	Analyzed	By	Prep Date	Prep Batch	Analytical Batch
OP29280-MB	9G002823.D	1	11/16/25	TH	11/14/25	OP29280	E9G111

The QC reported here applies to the following samples:

Method: SW846 8270E

DA77200-7, DA77200-8, DA77200-9, DA77200-10, DA77200-11, DA77200-12

CAS No.	Compound	Result	RL	Units	Q
83-32-9	Acenaphthene	ND	4.0	ug/kg	
120-12-7	Anthracene	ND	4.0	ug/kg	
56-55-3	Benzo(a)anthracene	ND	5.0	ug/kg	
205-99-2	Benzo(b)fluoranthene	ND	4.0	ug/kg	
207-08-9	Benzo(k)fluoranthene	ND	4.0	ug/kg	
50-32-8	Benzo(a)pyrene	ND	4.0	ug/kg	
218-01-9	Chrysene	ND	4.0	ug/kg	
53-70-3	Dibenzo(a,h)anthracene	ND	4.0	ug/kg	
206-44-0	Fluoranthene	ND	4.0	ug/kg	
86-73-7	Fluorene	ND	4.0	ug/kg	
193-39-5	Indeno(1,2,3-cd)pyrene	ND	4.0	ug/kg	
90-12-0	1-Methylnaphthalene	ND	4.0	ug/kg	
91-57-6	2-Methylnaphthalene	ND	4.0	ug/kg	
91-20-3	Naphthalene	ND	2.0	ug/kg	
129-00-0	Pyrene	ND	4.0	ug/kg	

CAS No.	Surrogate Recoveries	Limits	
321-60-8	2-Fluorobiphenyl	80%	22-138%
4165-60-0	Nitrobenzene-d5	87%	32-143%
1718-51-0	Terphenyl-d14	104%	48-149%

6.12
6

Blank Spike Summary

Job Number: DA77200
Account: CHEVRCOG Chevron USA, Inc.
Project: TASMCOA: Steve J18-16 WH/FL

Sample	File ID	DF	Analyzed	By	Prep Date	Prep Batch	Analytical Batch
OP29272-BS	6G023462.D	1	11/17/25	TH	11/13/25	OP29272	E6G874

The QC reported here applies to the following samples:

Method: SW846 8270E

DA77200-1, DA77200-2, DA77200-3, DA77200-4, DA77200-5, DA77200-6

CAS No.	Compound	Spike ug/kg	BSP ug/kg	BSP %	Limits
83-32-9	Acenaphthene	200	187	94	46-152
120-12-7	Anthracene	200	234	117	65-147
56-55-3	Benzo(a)anthracene	200	222	111	64-144
205-99-2	Benzo(b)fluoranthene	200	241	121	70-154
207-08-9	Benzo(k)fluoranthene	200	245	123	70-158
50-32-8	Benzo(a)pyrene	200	233	117	64-159
218-01-9	Chrysene	200	239	120	70-156
53-70-3	Dibenzo(a,h)anthracene	200	226	113	63-156
206-44-0	Fluoranthene	200	258	129	62-155
86-73-7	Fluorene	200	211	106	55-151
193-39-5	Indeno(1,2,3-cd)pyrene	200	227	114	67-156
90-12-0	1-Methylnaphthalene	200	175	88	21-168
91-57-6	2-Methylnaphthalene	200	170	85	18-161
91-20-3	Naphthalene	200	135	68	2-173
129-00-0	Pyrene	200	247	124	61-158

CAS No.	Surrogate Recoveries	BSP	Limits
321-60-8	2-Fluorobiphenyl	121%	22-138%
4165-60-0	Nitrobenzene-d5	109%	32-143%
1718-51-0	Terphenyl-d14	123%	48-149%

* = Outside of Control Limits.

Blank Spike Summary

Job Number: DA77200
Account: CHEVRCOG Chevron USA, Inc.
Project: TASMCOA: Steve J18-16 WH/FL

Sample	File ID	DF	Analyzed	By	Prep Date	Prep Batch	Analytical Batch
OP29280-BS	9G002824.D	1	11/16/25	TH	11/14/25	OP29280	E9G111

The QC reported here applies to the following samples:

Method: SW846 8270E

DA77200-7, DA77200-8, DA77200-9, DA77200-10, DA77200-11, DA77200-12

CAS No.	Compound	Spike ug/kg	BSP ug/kg	BSP %	Limits
83-32-9	Acenaphthene	200	218	109	46-152
120-12-7	Anthracene	200	259	130	65-147
56-55-3	Benzo(a)anthracene	200	237	119	64-144
205-99-2	Benzo(b)fluoranthene	200	231	116	70-154
207-08-9	Benzo(k)fluoranthene	200	248	124	70-158
50-32-8	Benzo(a)pyrene	200	241	121	64-159
218-01-9	Chrysene	200	259	130	70-156
53-70-3	Dibenzo(a,h)anthracene	200	225	113	63-156
206-44-0	Fluoranthene	200	265	133	62-155
86-73-7	Fluorene	200	228	114	55-151
193-39-5	Indeno(1,2,3-cd)pyrene	200	221	111	67-156
90-12-0	1-Methylnaphthalene	200	196	98	21-168
91-57-6	2-Methylnaphthalene	200	192	96	18-161
91-20-3	Naphthalene	200	207	104	2-173
129-00-0	Pyrene	200	257	129	61-158

CAS No.	Surrogate Recoveries	BSP	Limits
321-60-8	2-Fluorobiphenyl	108%	22-138%
4165-60-0	Nitrobenzene-d5	128%	32-143%
1718-51-0	Terphenyl-d14	107%	48-149%

* = Outside of Control Limits.

Matrix Spike/Matrix Spike Duplicate Summary

Job Number: DA77200
Account: CHEVRCOG Chevron USA, Inc.
Project: TASMCOA: Steve J18-16 WH/FL

Sample	File ID	DF	Analyzed	By	Prep Date	Prep Batch	Analytical Batch
OP29272-MS	6G023463.D	1	11/17/25	TH	11/13/25	OP29272	E6G874
OP29272-MSD	6G023464.D	1	11/17/25	TH	11/13/25	OP29272	E6G874
DA77189-1	7G006317.D	1	11/18/25	ZL	11/13/25	OP29272	E7G238

The QC reported here applies to the following samples:

Method: SW846 8270E

DA77200-1, DA77200-2, DA77200-3, DA77200-4, DA77200-5, DA77200-6

CAS No.	Compound	DA77189-1 ug/kg	Spike Q ug/kg	MS ug/kg	MS %	Spike ug/kg	MSD ug/kg	MSD %	RPD	Limits Rec/RPD
83-32-9	Acenaphthene	7.6	201	219	105	209	199	91	10	30-148/32
120-12-7	Anthracene	28.3	201	279	125	209	285	124	2	40-148/33
56-55-3	Benzo(a)anthracene	12.6	201	233	110	209	238	108	2	44-144/32
205-99-2	Benzo(b)fluoranthene	10.8	201	231	110	209	235	108	2	36-166/43
207-08-9	Benzo(k)fluoranthene	3.4	201	237	116	209	236	111	0	43-165/41
50-32-8	Benzo(a)pyrene	7.8	201	227	110	209	236	110	4	41-161/37
218-01-9	Chrysene	20.0	201	256	118	209	264	117	3	52-152/32
53-70-3	Dibenzo(a,h)anthracene	2.2	201	211	105	209	221	106	5	42-155/36
206-44-0	Fluoranthene	35.2	201	315	141	209	308	132	2	40-151/34
86-73-7	Fluorene	10.4	201	250	120	209	238	109	5	34-149/34
193-39-5	Indeno(1,2,3-cd)pyrene	4.3	201	212	104	209	217	102	2	41-156/37
90-12-0	1-Methylnaphthalene	2.1	201	197	98	209	190	91	4	23-149/36
91-57-6	2-Methylnaphthalene	3.9	201	201	98	209	198	93	2	18-144/35
91-20-3	Naphthalene	23.4	201	203	91	209	203	87	0	18-150/32
129-00-0	Pyrene	23.3	201	283	129	209	279	122	1	38-156/33

CAS No.	Surrogate Recoveries	MS	MSD	DA77189-1	Limits
321-60-8	2-Fluorobiphenyl	111%	107%	113%	22-138%
4165-60-0	Nitrobenzene-d5	105%	103%	123%	32-143%
1718-51-0	Terphenyl-d14	109%	105%	106%	48-149%

* = Outside of Control Limits.

Matrix Spike/Matrix Spike Duplicate Summary

Job Number: DA77200
Account: CHEVRCOG Chevron USA, Inc.
Project: TASMCOA: Steve J18-16 WH/FL

Sample	File ID	DF	Analyzed	By	Prep Date	Prep Batch	Analytical Batch
OP29280-MS	9G002825.D	1	11/17/25	TH	11/14/25	OP29280	E9G111
OP29280-MSD	9G002826.D	1	11/17/25	TH	11/14/25	OP29280	E9G111
DA77187-1	9G002827.D	1	11/17/25	TH	11/14/25	OP29280	E9G111

The QC reported here applies to the following samples:

Method: SW846 8270E

DA77200-7, DA77200-8, DA77200-9, DA77200-10, DA77200-11, DA77200-12

CAS No.	Compound	DA77187-1 ug/kg	Spike Q ug/kg	MS ug/kg	MS %	Spike ug/kg	MSD ug/kg	MSD %	RPD	Limits Rec/RPD
83-32-9	Acenaphthene	210	204	545	164* a	197	702	250* a	25	30-148/32
120-12-7	Anthracene	453	204	990	263* a	197	1540	552* a	43* b	40-148/33
56-55-3	Benzo(a)anthracene	566	204	1100	261* a	197	2320	892* a	71* b	44-144/32
205-99-2	Benzo(b)fluoranthene	476	204	910	212* a	197	1990	770* a	74* b	36-166/43
207-08-9	Benzo(k)fluoranthene	172	204	517	169* a	197	646	241* a	22	43-165/41
50-32-8	Benzo(a)pyrene	356	204	764	200* a	197	1430	546* a	61* b	41-161/37
218-01-9	Chrysene	661	204	1160	244* a	197	2270	818* a	65* b	52-152/32
53-70-3	Dibenzo(a,h)anthracene	48.5	204	280	113	197	335	146	18	42-155/36
206-44-0	Fluoranthene	1840	204	2870	504* a	197	5080	1647* a	56* b	40-151/34
86-73-7	Fluorene	266	204	672	199* a	197	991	368* a	38* b	34-149/34
193-39-5	Indeno(1,2,3-cd)pyrene	142	204	427	139	197	662	264* a	43* b	41-156/37
90-12-0	1-Methylnaphthalene	25.8	204	246	108	197	222	100	10	23-149/36
91-57-6	2-Methylnaphthalene	49.7	204	275	110	197	263	108	4	18-144/35
91-20-3	Naphthalene	126	204	394	131	197	428	153* a	8	18-150/32
129-00-0	Pyrene	1290	204	2130	411* a	197	4380	1571* a	69* b	38-156/33

CAS No.	Surrogate Recoveries	MS	MSD	DA77187-1	Limits
321-60-8	2-Fluorobiphenyl	105%	91%	93%	22-138%
4165-60-0	Nitrobenzene-d5	110%	100%	107%	32-143%
1718-51-0	Terphenyl-d14	102%	92%	99%	48-149%

(a) Outside control limits due to high level in sample relative to spike amount.

(b) Result exceeds laboratory precision limits.

* = Outside of Control Limits.

GC/LC Semi-volatiles

QC Data Summaries

Includes the following where applicable:

- Method Blank Summaries
- Blank Spike Summaries
- Matrix Spike and Duplicate Summaries

Method Blank Summary

Job Number: DA77200
Account: CHEVRCOG Chevron USA, Inc.
Project: TASMCOA: Steve J18-16 WH/FL

Sample	File ID	DF	Analyzed	By	Prep Date	Prep Batch	Analytical Batch
OP29279-MB	FP089228.D	1	11/15/25	JB	11/13/25	OP29279	GFP2530

The QC reported here applies to the following samples:

Method: SW846-8015C

DA77200-1, DA77200-2, DA77200-3, DA77200-4, DA77200-5, DA77200-6, DA77200-7, DA77200-8, DA77200-9, DA77200-10, DA77200-11, DA77200-12

CAS No.	Compound	Result	RL	Units	Q
	TPH-DRO (C10-C28)	ND	4.0	mg/kg	
	TPH-ORO (> C28-C36)	ND	6.0	mg/kg	

CAS No.	Surrogate Recoveries	Limits
84-15-1	o-Terphenyl	94% 20-142%

7.1.1
7

Blank Spike Summary

Job Number: DA77200
Account: CHEVRCOG Chevron USA, Inc.
Project: TASMCOA: Steve J18-16 WH/FL

Sample	File ID	DF	Analyzed	By	Prep Date	Prep Batch	Analytical Batch
OP29279-BS1	FP089229.D	1	11/15/25	JB	11/13/25	OP29279	GFP2530

The QC reported here applies to the following samples:

Method: SW846-8015C

DA77200-1, DA77200-2, DA77200-3, DA77200-4, DA77200-5, DA77200-6, DA77200-7, DA77200-8, DA77200-9, DA77200-10, DA77200-11, DA77200-12

CAS No.	Compound	Spike mg/kg	BSP mg/kg	BSP %	Limits
	TPH-DRO (C10-C28)	200	211	106	70-130

CAS No.	Surrogate Recoveries	BSP	Limits
84-15-1	o-Terphenyl	103%	20-142%

* = Outside of Control Limits.

7.2.1
7

Blank Spike Summary

Job Number: DA77200
Account: CHEVRCOG Chevron USA, Inc.
Project: TASMCOA: Steve J18-16 WH/FL

Sample	File ID	DF	Analyzed	By	Prep Date	Prep Batch	Analytical Batch
OP29279-BS2	FP089230.D	1	11/15/25	JB	11/13/25	OP29279	GFP2530

The QC reported here applies to the following samples:

Method: SW846-8015C

DA77200-1, DA77200-2, DA77200-3, DA77200-4, DA77200-5, DA77200-6, DA77200-7, DA77200-8, DA77200-9, DA77200-10, DA77200-11, DA77200-12

CAS No.	Compound	Spike mg/kg	BSP mg/kg	BSP %	Limits
	TPH-ORO (> C28-C36)	200	229	115	70-138

CAS No.	Surrogate Recoveries	BSP	Limits
84-15-1	o-Terphenyl	98%	20-142%

* = Outside of Control Limits.

7.2.2
7

Matrix Spike/Matrix Spike Duplicate Summary

Job Number: DA77200
Account: CHEVRCOG Chevron USA, Inc.
Project: TASMCOA: Steve J18-16 WH/FL

Sample	File ID	DF	Analyzed	By	Prep Date	Prep Batch	Analytical Batch
OP29279-MS1	FP089231.D	1	11/15/25	JB	11/13/25	OP29279	GFP2530
OP29279-MSD1	FP089232.D	1	11/15/25	JB	11/13/25	OP29279	GFP2530
DA77199-6	FP089235.D	1	11/15/25	JB	11/13/25	OP29279	GFP2530

The QC reported here applies to the following samples:

Method: SW846-8015C

DA77200-1, DA77200-2, DA77200-3, DA77200-4, DA77200-5, DA77200-6, DA77200-7, DA77200-8, DA77200-9, DA77200-10, DA77200-11, DA77200-12

CAS No.	Compound	DA77199-6 mg/kg	Spike Q mg/kg	MS mg/kg	MS %	Spike mg/kg	MSD mg/kg	MSD %	RPD	Limits Rec/RPD
	TPH-DRO (C10-C28)	< 4.3	220	239	109	217	236	109	1	59-130/30

CAS No.	Surrogate Recoveries	MS	MSD	DA77199-6	Limits
84-15-1	o-Terphenyl	105%	109%	104%	20-142%

* = Outside of Control Limits.

7.3.1
7

Matrix Spike/Matrix Spike Duplicate Summary

Job Number: DA77200
Account: CHEVRCOG Chevron USA, Inc.
Project: TASMCOA: Steve J18-16 WH/FL

Sample	File ID	DF	Analyzed	By	Prep Date	Prep Batch	Analytical Batch
OP29279-MS2	FP089233.D	1	11/15/25	JB	11/13/25	OP29279	GFP2530
OP29279-MSD2	FP089234.D	1	11/15/25	JB	11/13/25	OP29279	GFP2530
DA77199-7	FP089236.D	1	11/15/25	JB	11/13/25	OP29279	GFP2530

The QC reported here applies to the following samples:

Method: SW846-8015C

DA77200-1, DA77200-2, DA77200-3, DA77200-4, DA77200-5, DA77200-6, DA77200-7, DA77200-8, DA77200-9, DA77200-10, DA77200-11, DA77200-12

CAS No.	Compound	DA77199-7 mg/kg	Spike Q	MS mg/kg	MS %	Spike mg/kg	MSD mg/kg	MSD %	RPD	Limits Rec/RPD
	TPH-ORO (> C28-C36)	< 6.3	205	232	113	209	272	130	16	70-153/30

CAS No.	Surrogate Recoveries	MS	MSD	DA77199-7	Limits
84-15-1	o-Terphenyl	102%	118%	101%	20-142%

* = Outside of Control Limits.

7.3.2
7

Metals Analysis

QC Data Summaries

Includes the following where applicable:

- Method Blank Summaries
- Matrix Spike and Duplicate Summaries
- Blank Spike and Lab Control Sample Summaries
- Serial Dilution Summaries

BLANK RESULTS SUMMARY
Part 2 - Method Blanks

Login Number: DA77200
Account: CHEVRCOG - Chevron USA, Inc.
Project: TASMCOA: Steve J18-16 WH/FL

QC Batch ID: MP44381
Matrix Type: SOLID

Methods: SW846 6020B
Units: mg/kg

Prep Date: 11/13/25

Metal	RL	IDL	MDL	MB raw	final
Aluminum	50	.52	5		
Antimony	0.40	.01	.05		
Arsenic	0.20	.05	.05	0.053	<0.20
Barium	2.0	.096	.24	0.051	<2.0
Beryllium	0.20	.077	.04		
Boron	40	18	10		
Cadmium	0.10	.03	.04	-0.0015	<0.10
Calcium	400	25	30		
Chromium	2.0	.087	.6		
Cobalt	0.20	.04	.025		
Copper	2.0	.05	.25	-0.057	<2.0
Iron	20	1.6	15		
Lead	0.50	.094	.2	-0.017	<0.50
Magnesium	100	10	10		
Manganese	1.0	.079	.2		
Molybdenum	1.0	.037	.27		
Nickel	2.0	.098	.2	0.014	<2.0
Phosphorus	60	7.6	25		
Potassium	200	2	25		
Selenium	0.20	.05	.05	0.0046	<0.20
Silver	0.10	.0081	.03	-0.0013	<0.10
Sodium	500	10	30		
Strontium	20	.1	1		
Thallium	0.20	.032	.04		
Tin	10	.22	4		
Titanium	2.0	.05	.3		
Uranium	0.20	.015	.1		
Vanadium	1.0	.14	.2		
Zinc	10	.05	1	-0.14	<10

Associated samples MP44381: DA77200-1C, DA77200-2C, DA77200-3C, DA77200-4C, DA77200-5C, DA77200-6C, DA77200-7C, DA77200-8C, DA77200-9C

Results < IDL are shown as zero for calculation purposes
(*) Outside of QC limits
(anr) Analyte not requested

MATRIX SPIKE AND DUPLICATE RESULTS SUMMARY

Login Number: DA77200
 Account: CHEVRCOG - Chevron USA, Inc.
 Project: TASMCOA: Steve J18-16 WH/FL

QC Batch ID: MP44381
 Matrix Type: SOLID

Methods: SW846 6020B
 Units: mg/kg

Prep Date: 11/13/25

Metal	DA77202-3 Original MS		Spike/lot ICPMS6	% Rec	QC Limits
Aluminum					
Antimony					
Arsenic	2.8	103	101	98.9	75-125
Barium	77.2	296	203	107.9	75-125
Beryllium					
Boron					
Cadmium	0.10	52.8	50.7	104.0	75-125
Calcium					
Chromium					
Cobalt					
Copper	4.5	54.8	50.7	99.3	75-125
Iron					
Lead	6.0	111	101	103.6	75-125
Magnesium					
Manganese					
Molybdenum					
Nickel	4.6	54.3	50.7	98.1	75-125
Phosphorus					
Potassium					
Selenium	0.16	104	101	102.5	75-125
Silver	0.023	20.7	20.3	102.0	75-125
Sodium					
Strontium					
Thallium					
Tin					
Titanium					
Uranium					
Vanadium					
Zinc	17.8	72.0	50.7	107.0	75-125

Associated samples MP44381: DA77200-1C, DA77200-2C, DA77200-3C, DA77200-4C, DA77200-5C, DA77200-6C, DA77200-7C, DA77200-8C, DA77200-9C

Results < IDL are shown as zero for calculation purposes
 (*) Outside of QC limits
 (N) Matrix Spike Rec. outside of QC limits
 (anr) Analyte not requested

8.1.2
8

MATRIX SPIKE AND DUPLICATE RESULTS SUMMARY

Login Number: DA77200
 Account: CHEVRCOG - Chevron USA, Inc.
 Project: TASMCOA: Steve J18-16 WH/FL

QC Batch ID: MP44381
 Matrix Type: SOLID

Methods: SW846 6020B
 Units: mg/kg

Prep Date: 11/13/25

Metal	DA77202-3 Original MSD		SpikeLot ICPMS6 % Rec		MSD RPD	QC Limit
Aluminum						
Antimony						
Arsenic	2.8	90.7	92.4	95.2	12.7	20
Barium	77.2	291	185	115.7	1.7	20
Beryllium						
Boron						
Cadmium	0.10	46.3	46.2	100.0	13.1	20
Calcium						
Chromium						
Cobalt						
Copper	4.5	48.8	46.2	95.9	11.6	20
Iron						
Lead	6.0	98.0	92.4	99.6	12.4	20
Magnesium						
Manganese						
Molybdenum						
Nickel	4.6	48.4	46.2	94.8	11.5	20
Phosphorus						
Potassium						
Selenium	0.16	89.8	92.4	97.0	14.7	20
Silver	0.023	18.0	18.5	97.3	14.0	20
Sodium						
Strontium						
Thallium						
Tin						
Titanium						
Uranium						
Vanadium						
Zinc	17.8	65.0	46.2	102.2	10.2	20

Associated samples MP44381: DA77200-1C, DA77200-2C, DA77200-3C, DA77200-4C, DA77200-5C, DA77200-6C, DA77200-7C, DA77200-8C, DA77200-9C

Results < IDL are shown as zero for calculation purposes
 (*) Outside of QC limits
 (N) Matrix Spike Rec. outside of QC limits
 (anr) Analyte not requested

SPIKE BLANK AND LAB CONTROL SAMPLE SUMMARY

Login Number: DA77200
 Account: CHEVRCOG - Chevron USA, Inc.
 Project: TASMCOA: Steve J18-16 WH/FL

QC Batch ID: MP44381
 Matrix Type: SOLID

Methods: SW846 6020B
 Units: mg/kg

Prep Date: 11/13/25

Metal	BSP Result	Spikelot ICPMS6	% Rec	QC Limits
Aluminum				
Antimony				
Arsenic	99.1	100	99.1	80-120
Barium	203	200	101.5	80-120
Beryllium				
Boron				
Cadmium	50.3	50	100.6	80-120
Calcium				
Chromium				
Cobalt				
Copper	48.7	50	97.4	80-120
Iron				
Lead	102	100	102.0	80-120
Magnesium				
Manganese				
Molybdenum				
Nickel	48.8	50	97.6	80-120
Phosphorus				
Potassium				
Selenium	101	100	101.0	80-120
Silver	19.5	20	97.5	80-120
Sodium				
Strontium				
Thallium				
Tin				
Titanium				
Uranium				
Vanadium				
Zinc	48.4	50	96.8	80-120

Associated samples MP44381: DA77200-1C, DA77200-2C, DA77200-3C, DA77200-4C, DA77200-5C, DA77200-6C, DA77200-7C, DA77200-8C, DA77200-9C

Results < IDL are shown as zero for calculation purposes
 (*) Outside of QC limits
 (anr) Analyte not requested

8.1.3
8

SERIAL DILUTION RESULTS SUMMARY

Login Number: DA77200
 Account: CHEVRCOG - Chevron USA, Inc.
 Project: TASMCOA: Steve J18-16 WH/FL

QC Batch ID: MP44381
 Matrix Type: SOLID

Methods: SW846 6020B
 Units: ug/l

Prep Date: 11/13/25

Metal	DA77202-3 Original SDL 10:50%DIF		QC Limits	
Aluminum				
Antimony				
Arsenic	29.7	26.9	9.4	0-20
Barium	821	781	4.8	0-20
Beryllium				
Boron				
Cadmium	1.10	0.00	100.0(a)	0-20
Calcium				
Chromium				
Cobalt				
Copper	47.5	43.1	9.3	0-20
Iron				
Lead	64.0	59.7	6.6	0-20
Magnesium				
Manganese				
Molybdenum				
Nickel	48.7	47.1	3.2	0-20
Phosphorus				
Potassium				
Selenium	1.74	2.58	48.5 (a)	0-20
Silver	0.246	0.00	100.0(a)	0-20
Sodium				
Strontium				
Thallium				
Tin				
Titanium				
Uranium				
Vanadium				
Zinc	189	164	13.3	0-20

Associated samples MP44381: DA77200-1C, DA77200-2C, DA77200-3C, DA77200-4C, DA77200-5C, DA77200-6C, DA77200-7C, DA77200-8C, DA77200-9C

Results < IDL are shown as zero for calculation purposes

(*) Outside of QC limits

(anr) Analyte not requested

(a) Percent difference acceptable due to low initial sample concentration (< 50 times IDL).

BLANK RESULTS SUMMARY
Part 2 - Method Blanks

Login Number: DA77200
Account: CHEVRCOG - Chevron USA, Inc.
Project: TASMCOA: Steve J18-16 WH/FL

QC Batch ID: MP44393
Matrix Type: SOLID

Methods: SW846 6020B
Units: mg/kg

Prep Date: 11/13/25

Metal	RL	IDL	MDL	MB raw	final
Aluminum	50	.52	5		
Antimony	0.40	.01	.05		
Arsenic	0.20	.05	.05	0.055	<0.20
Barium	2.0	.096	.24	0.066	<2.0
Beryllium	0.20	.077	.04		
Boron	40	18	10		
Cadmium	0.10	.03	.04	0.020	<0.10
Calcium	400	25	30		
Chromium	2.0	.087	.6		
Cobalt	0.20	.04	.025		
Copper	2.0	.05	.25	-0.039	<2.0
Iron	20	1.6	15		
Lead	0.50	.094	.2	0.032	<0.50
Magnesium	100	10	10		
Manganese	1.0	.079	.2		
Molybdenum	1.0	.037	.27		
Nickel	2.0	.098	.2	0.018	<2.0
Phosphorus	60	7.6	25		
Potassium	200	2	25		
Selenium	0.20	.05	.05	0.023	<0.20
Silver	0.10	.0081	.03	0.0038	<0.10
Sodium	500	10	30		
Strontium	20	.1	1		
Thallium	0.20	.032	.04		
Tin	10	.22	4		
Titanium	2.0	.05	.3		
Uranium	0.20	.015	.1		
Vanadium	1.0	.14	.2		
Zinc	10	.05	1	-0.19	<10

Associated samples MP44393: DA77200-10C, DA77200-11C, DA77200-12C

Results < IDL are shown as zero for calculation purposes
(*) Outside of QC limits
(anr) Analyte not requested

8.2.1
8

MATRIX SPIKE AND DUPLICATE RESULTS SUMMARY

Login Number: DA77200
 Account: CHEVRCOG - Chevron USA, Inc.
 Project: TASMCOA: Steve J18-16 WH/FL

QC Batch ID: MP44393
 Matrix Type: SOLID

Methods: SW846 6020B
 Units: mg/kg

Prep Date: 11/13/25

Metal	DA77202-10 Original MS		SpikeLot ICPMS6	% Rec	QC Limits
Aluminum					
Antimony					
Arsenic	2.1	101	101	97.7	75-125
Barium	67.0	276	202	103.2	75-125
Beryllium					
Boron					
Cadmium	0.085	52.3	50.6	103.2	75-125
Calcium					
Chromium					
Cobalt					
Copper	4.1	53.3	50.6	97.2	75-125
Iron					
Lead	5.2	109	101	102.5	75-125
Magnesium					
Manganese					
Molybdenum					
Nickel	4.4	52.6	50.6	95.2	75-125
Phosphorus					
Potassium					
Selenium	0.15	100	101	98.6	75-125
Silver	0.019	20.6	20.2	101.6	75-125
Sodium					
Strontium					
Thallium					
Tin					
Titanium					
Uranium					
Vanadium					
Zinc	15.9	69.7	50.6	106.3	75-125

Associated samples MP44393: DA77200-10C, DA77200-11C, DA77200-12C

Results < IDL are shown as zero for calculation purposes
 (*) Outside of QC limits
 (N) Matrix Spike Rec. outside of QC limits
 (anr) Analyte not requested

8.2.2
8

MATRIX SPIKE AND DUPLICATE RESULTS SUMMARY

Login Number: DA77200
 Account: CHEVRCOG - Chevron USA, Inc.
 Project: TASMCOA: Steve J18-16 WH/FL

QC Batch ID: MP44393
 Matrix Type: SOLID

Methods: SW846 6020B
 Units: mg/kg

Prep Date: 11/13/25

Metal	DA77202-10 Original MSD		Spike lot ICPMS6 % Rec		MSD RPD	QC Limit
Aluminum						
Antimony						
Arsenic	2.1	96.2	98.4	95.7	4.9	20
Barium	67.0	285	197	110.8	3.2	20
Beryllium						
Boron						
Cadmium	0.085	49.1	49.2	99.7	6.3	20
Calcium						
Chromium						
Cobalt						
Copper	4.1	51.3	49.2	96.0	3.8	20
Iron						
Lead	5.2	104	98.4	100.4	4.7	20
Magnesium						
Manganese						
Molybdenum						
Nickel	4.4	51.4	49.2	95.6	2.3	20
Phosphorus						
Potassium						
Selenium	0.15	94.9	98.4	96.3	5.2	20
Silver	0.019	19.2	19.7	97.5	7.0	20
Sodium						
Strontium						
Thallium						
Tin						
Titanium						
Uranium						
Vanadium						
Zinc	15.9	67.0	49.2	103.9	4.0	20

Associated samples MP44393: DA77200-10C, DA77200-11C, DA77200-12C

Results < IDL are shown as zero for calculation purposes
 (*) Outside of QC limits
 (N) Matrix Spike Rec. outside of QC limits
 (anr) Analyte not requested

8.2.2
8

SPIKE BLANK AND LAB CONTROL SAMPLE SUMMARY

Login Number: DA77200
 Account: CHEVRCOG - Chevron USA, Inc.
 Project: TASMCOA: Steve J18-16 WH/FL

QC Batch ID: MP44393
 Matrix Type: SOLID

Methods: SW846 6020B
 Units: mg/kg

Prep Date: 11/13/25

Metal	BSP Result	Spikelot ICPMS6	% Rec	QC Limits
Aluminum				
Antimony				
Arsenic	97.9	100	97.9	80-120
Barium	197	200	98.5	80-120
Beryllium				
Boron				
Cadmium	50.6	50	101.2	80-120
Calcium				
Chromium				
Cobalt				
Copper	48.1	50	96.2	80-120
Iron				
Lead	100	100	100.0	80-120
Magnesium				
Manganese				
Molybdenum				
Nickel	48.2	50	96.4	80-120
Phosphorus				
Potassium				
Selenium	98.9	100	98.9	80-120
Silver	19.8	20	99.0	80-120
Sodium				
Strontium				
Thallium				
Tin				
Titanium				
Uranium				
Vanadium				
Zinc	47.6	50	95.2	80-120

Associated samples MP44393: DA77200-10C, DA77200-11C, DA77200-12C

Results < IDL are shown as zero for calculation purposes
 (*) Outside of QC limits
 (anr) Analyte not requested

8.2.3
8

SERIAL DILUTION RESULTS SUMMARY

Login Number: DA77200
 Account: CHEVRCOG - Chevron USA, Inc.
 Project: TASMCOA: Steve J18-16 WH/FL

QC Batch ID: MP44393
 Matrix Type: SOLID

Methods: SW846 6020B
 Units: ug/l

Prep Date: 11/13/25

Metal	DA77202-10 Original SDL 10:50%DIF		QC Limits	
Aluminum				
Antimony				
Arsenic	20.6	20.4	1.0	0-20
Barium	649	590	9.0	0-20
Beryllium				
Boron				
Cadmium	0.825	0.00	100.0(a)	0-20
Calcium				
Chromium				
Cobalt				
Copper	39.8	33.7	15.2	0-20
Iron				
Lead	50.3	45.4	9.8	0-20
Magnesium				
Manganese				
Molybdenum				
Nickel	42.8	38.6	9.9	0-20
Phosphorus				
Potassium				
Selenium	1.44	0.00	100.0(a)	0-20
Silver	0.187	0.00	100.0(a)	0-20
Sodium				
Strontium				
Thallium				
Tin				
Titanium				
Uranium				
Vanadium				
Zinc	154	130	15.6	0-20

Associated samples MP44393: DA77200-10C, DA77200-11C, DA77200-12C

Results < IDL are shown as zero for calculation purposes

(*) Outside of QC limits

(anr) Analyte not requested

(a) Percent difference acceptable due to low initial sample concentration (< 50 times IDL).

8.2.4
8

BLANK RESULTS SUMMARY
Part 2 - Method Blanks

Login Number: DA77200
Account: CHEVRCOG - Chevron USA, Inc.
Project: TASMCOA: Steve J18-16 WH/FL

QC Batch ID: MP44396
Matrix Type: AQUEOUS

Methods: SW846 6010C
Units: ug/l

Prep Date: 11/14/25

Metal	RL	IDL	MDL	MB raw	final
Aluminum	500	9.9	75		
Antimony	150	30	34		
Arsenic	130	11	23		
Barium	50	.95	6.5		
Beryllium	50	.5	6.5		
Boron	250	6.3	32	-11	<250
Cadmium	50	1.1	6.5		
Calcium	2000	28	250		
Chromium	50	3.4	6.5		
Cobalt	25	4.1	3.2		
Copper	50	2.5	6.5		
Iron	350	9.3	60		
Lead	250	21	32		
Lithium	25	10	6.5		
Magnesium	1000	35	130		
Manganese	25	.85	3.2		
Molybdenum	50	13	14		
Nickel	150	5.7	19		
Phosphorus	500	58	80		
Potassium	5000	180	630		
Selenium	250	46	110		
Silicon	1000	210	750		
Silver	150	2.8	19		
Sodium	2000	43	250		
Strontium	25	.5	3.2		
Thallium	50	30	22		
Tin	300	17	260		
Titanium	50	2.2	6.5		
Uranium	250	57	43		
Vanadium	50	5.2	6.5		
Zinc	150	3.4	19		

Associated samples MP44396: DA77200-1B, DA77200-2B, DA77200-3B, DA77200-4B, DA77200-5B, DA77200-6B, DA77200-7B, DA77200-8B, DA77200-9B

Results < IDL are shown as zero for calculation purposes

BLANK RESULTS SUMMARY
Part 2 - Method Blanks

Login Number: DA77200
Account: CHEVRCOG - Chevron USA, Inc.
Project: TASMCOA: Steve J18-16 WH/FL


QC Batch ID: MP44396
Matrix Type: AQUEOUS

Methods: SW846 6010C
Units: ug/l

Prep Date: 11/14/25

Metal	RL	IDL	MDL	MB raw	final
-------	----	-----	-----	-----------	-------

(*) Outside of QC limits
(anr) Analyte not requested



8.3.1
8

MATRIX SPIKE AND DUPLICATE RESULTS SUMMARY

Login Number: DA77200
 Account: CHEVRCOG - Chevron USA, Inc.
 Project: TASMCOA: Steve J18-16 WH/FL

QC Batch ID: MP44396
 Matrix Type: AQUEOUS

Methods: SW846 6010C
 Units: ug/l

Prep Date: 11/14/25 11/14/25

Metal	DA77202-3B Original	DUP	RPD	QC Limits	DA77202-3B Original MS	Spikelot ICPAL6	% Rec	QC Limits
Aluminum								
Antimony								
Arsenic								
Barium								
Beryllium								
Boron	156	174	10.9	0-20	156	9650	10000	94.9 75-125
Cadmium								
Calcium								
Chromium								
Cobalt								
Copper								
Iron								
Lead								
Lithium								
Magnesium								
Manganese								
Molybdenum								
Nickel								
Phosphorus								
Potassium								
Selenium								
Silicon								
Silver								
Sodium								
Strontium								
Thallium								
Tin								
Titanium								
Uranium								
Vanadium								
Zinc								

Associated samples MP44396: DA77200-1B, DA77200-2B, DA77200-3B, DA77200-4B, DA77200-5B, DA77200-6B, DA77200-7B, DA77200-8B, DA77200-9B

Results < IDL are shown as zero for calculation purposes

8.3.2
8

MATRIX SPIKE AND DUPLICATE RESULTS SUMMARY

Login Number: DA77200
 Account: CHEVRCOG - Chevron USA, Inc.
 Project: TASMCOA: Steve J18-16 WH/FL



QC Batch ID: MP44396
 Matrix Type: AQUEOUS

Methods: SW846 6010C
 Units: ug/l

Prep Date: 11/14/25 11/14/25

Metal	DA77202-3B Original DUP	RPD	QC Limits	DA77202-3B Original MS	Spikelot ICPALL6	% Rec	QC Limits
-------	----------------------------	-----	--------------	---------------------------	---------------------	-------	--------------

(*) Outside of QC limits
 (N) Matrix Spike Rec. outside of QC limits
 (anr) Analyte not requested



8.3.2
8

SPIKE BLANK AND LAB CONTROL SAMPLE SUMMARY

Login Number: DA77200
 Account: CHEVRCOG - Chevron USA, Inc.
 Project: TASMCOA: Steve J18-16 WH/FL

QC Batch ID: MP44396
 Matrix Type: AQUEOUS

Methods: SW846 6010C
 Units: ug/l

Prep Date: 11/14/25

Metal	BSP Result	Spikelot ICPALL6	% Rec	QC Limits
Aluminum				
Antimony				
Arsenic				
Barium				
Beryllium				
Boron	9110	10000	91.1	80-120
Cadmium				
Calcium				
Chromium				
Cobalt				
Copper				
Iron				
Lead				
Lithium				
Magnesium				
Manganese				
Molybdenum				
Nickel				
Phosphorus				
Potassium				
Selenium				
Silicon				
Silver				
Sodium				
Strontium				
Thallium				
Tin				
Titanium				
Uranium				
Vanadium				
Zinc				

Associated samples MP44396: DA77200-1B, DA77200-2B, DA77200-3B, DA77200-4B, DA77200-5B, DA77200-6B, DA77200-7B, DA77200-8B, DA77200-9B

Results < IDL are shown as zero for calculation purposes

8.3.3
8

SPIKE BLANK AND LAB CONTROL SAMPLE SUMMARY

Login Number: DA77200
Account: CHEVRCOG - Chevron USA, Inc.
Project: TASMCOA: Steve J18-16 WH/FL


QC Batch ID: MP44396
Matrix Type: AQUEOUS

Methods: SW846 6010C
Units: ug/l

Prep Date: 11/14/25

Metal	BSP Result	Spikelot ICPALL6	% Rec	QC Limits
-------	---------------	---------------------	-------	--------------

(*) Outside of QC limits
(anr) Analyte not requested



8.3.3
8

SERIAL DILUTION RESULTS SUMMARY

Login Number: DA77200
 Account: CHEVRCOG - Chevron USA, Inc.
 Project: TASMCOA: Steve J18-16 WH/FL

QC Batch ID: MP44396
 Matrix Type: AQUEOUS

Methods: SW846 6010C
 Units: ug/l

Prep Date: 11/14/25

Metal	DA77202-3B Original SDL 1:5	%DIF	QC Limits
Aluminum			
Antimony			
Arsenic			
Barium			
Beryllium			
Boron	31.1	36.6	17.7 (a) 0-10
Cadmium			
Calcium			
Chromium			
Cobalt			
Copper			
Iron			
Lead			
Lithium			
Magnesium			
Manganese			
Molybdenum			
Nickel			
Phosphorus			
Potassium			
Selenium			
Silicon			
Silver			
Sodium			
Strontium			
Thallium			
Tin			
Titanium			
Uranium			
Vanadium			
Zinc			

Associated samples MP44396: DA77200-1B, DA77200-2B, DA77200-3B, DA77200-4B, DA77200-5B, DA77200-6B, DA77200-7B, DA77200-8B, DA77200-9B

Results < IDL are shown as zero for calculation purposes

SERIAL DILUTION RESULTS SUMMARY

Login Number: DA77200
Account: CHEVRCOG - Chevron USA, Inc.
Project: TASMCOA: Steve J18-16 WH/FL

QC Batch ID: MP44396
Matrix Type: AQUEOUS

Methods: SW846 6010C
Units: ug/l

Prep Date: 11/14/25

Metal	DA77202-3B Original SDL 1:5	%DIF	QC Limits
-------	--------------------------------	------	--------------

(*) Outside of QC limits
(anr) Analyte not requested
(a) Percent difference acceptable due to low initial sample concentration (< 50 times IDL).

BLANK RESULTS SUMMARY
Part 2 - Method Blanks

Login Number: DA77200
Account: CHEVRCOG - Chevron USA, Inc.
Project: TASMCOA: Steve J18-16 WH/FL

QC Batch ID: MP44397
Matrix Type: AQUEOUS

Methods: SW846 6010C
Units: ug/l

Prep Date: 11/13/25

Metal	RL	IDL	MDL	MB raw	final
Aluminum	500	9.9	75		
Antimony	150	30	34		
Arsenic	130	11	23		
Barium	50	.95	6.5		
Beryllium	50	.5	6.5		
Boron	250	6.3	32	61.0	<250
Cadmium	50	1.1	6.5		
Calcium	2000	28	250		
Chromium	50	3.4	6.5		
Cobalt	25	4.1	3.2		
Copper	50	2.5	6.5		
Iron	350	9.3	60		
Lead	250	21	32		
Lithium	25	10	6.5		
Magnesium	1000	35	130		
Manganese	25	.85	3.2		
Molybdenum	50	13	14		
Nickel	150	5.7	19		
Phosphorus	500	58	80		
Potassium	5000	180	630		
Selenium	250	46	110		
Silicon	1000	210	750		
Silver	150	2.8	19		
Sodium	2000	43	250		
Strontium	25	.5	3.2		
Thallium	50	30	22		
Tin	300	17	260		
Titanium	50	2.2	6.5		
Uranium	250	57	43		
Vanadium	50	5.2	6.5		
Zinc	150	3.4	19		

Associated samples MP44397: DA77200-10B, DA77200-11B, DA77200-12B

Results < IDL are shown as zero for calculation purposes
(*) Outside of QC limits

BLANK RESULTS SUMMARY
Part 2 - Method Blanks

Login Number: DA77200
Account: CHEVRCOG - Chevron USA, Inc.
Project: TASMCOA: Steve J18-16 WH/FL


QC Batch ID: MP44397
Matrix Type: AQUEOUS

Methods: SW846 6010C
Units: ug/l

Prep Date: 11/13/25

Metal	RL	IDL	MDL	MB raw	final
-------	----	-----	-----	-----------	-------

(anr) Analyte not requested



8.4.1
8

MATRIX SPIKE AND DUPLICATE RESULTS SUMMARY

Login Number: DA77200
 Account: CHEVRCOG - Chevron USA, Inc.
 Project: TASMCOA: Steve J18-16 WH/FL

QC Batch ID: MP44397
 Matrix Type: AQUEOUS

Methods: SW846 6010C
 Units: ug/l

Prep Date: 11/13/25 11/13/25

Metal	DA77202-10B Original	DUP	RPD	QC Limits	DA77202-10B Original MS	Spikelot ICPAL6	% Rec	QC Limits
Aluminum								
Antimony								
Arsenic								
Barium								
Beryllium								
Boron	118	134	12.7	0-20	118	9300	10000	91.8 75-125
Cadmium								
Calcium								
Chromium								
Cobalt								
Copper								
Iron								
Lead								
Lithium								
Magnesium								
Manganese								
Molybdenum								
Nickel								
Phosphorus								
Potassium								
Selenium								
Silicon								
Silver								
Sodium								
Strontium								
Thallium								
Tin								
Titanium								
Uranium								
Vanadium								
Zinc								

Associated samples MP44397: DA77200-10B, DA77200-11B, DA77200-12B

Results < IDL are shown as zero for calculation purposes
 (*) Outside of QC limits

8.4.2
8

MATRIX SPIKE AND DUPLICATE RESULTS SUMMARY

Login Number: DA77200
 Account: CHEVRCOG - Chevron USA, Inc.
 Project: TASMCOA: Steve J18-16 WH/FL


QC Batch ID: MP44397
 Matrix Type: AQUEOUS

Methods: SW846 6010C
 Units: ug/l

Prep Date: 11/13/25 11/13/25

Metal	DA77202-10B Original DUP	RPD	QC Limits	DA77202-10B Original MS	Spikelot ICPALL6	% Rec	QC Limits
-------	-----------------------------	-----	--------------	----------------------------	---------------------	-------	--------------

(N) Matrix Spike Rec. outside of QC limits
 (anr) Analyte not requested



8.4.2
8

SPIKE BLANK AND LAB CONTROL SAMPLE SUMMARY

Login Number: DA77200
 Account: CHEVRCOG - Chevron USA, Inc.
 Project: TASMCOA: Steve J18-16 WH/FL

QC Batch ID: MP44397
 Matrix Type: AQUEOUS

Methods: SW846 6010C
 Units: ug/l

Prep Date: 11/13/25

Metal	BSP Result	Spikelot ICPALL6	% Rec	QC Limits
Aluminum				
Antimony				
Arsenic				
Barium				
Beryllium				
Boron	8490	10000	84.9	80-120
Cadmium				
Calcium				
Chromium				
Cobalt				
Copper				
Iron				
Lead				
Lithium				
Magnesium				
Manganese				
Molybdenum				
Nickel				
Phosphorus				
Potassium				
Selenium				
Silicon				
Silver				
Sodium				
Strontium				
Thallium				
Tin				
Titanium				
Uranium				
Vanadium				
Zinc				

Associated samples MP44397: DA77200-10B, DA77200-11B, DA77200-12B

Results < IDL are shown as zero for calculation purposes
 (*) Outside of QC limits

8.4.3
8

SPIKE BLANK AND LAB CONTROL SAMPLE SUMMARY

Login Number: DA77200
Account: CHEVRCOG - Chevron USA, Inc.
Project: TASMCOA: Steve J18-16 WH/FL


QC Batch ID: MP44397
Matrix Type: AQUEOUS

Methods: SW846 6010C
Units: ug/l

Prep Date: 11/13/25

Metal	BSP Result	Spikelot ICPALL6	% Rec	QC Limits
-------	---------------	---------------------	-------	--------------

(anr) Analyte not requested



8.4.3

8

SERIAL DILUTION RESULTS SUMMARY

Login Number: DA77200
 Account: CHEVRCOG - Chevron USA, Inc.
 Project: TASMCOA: Steve J18-16 WH/FL

QC Batch ID: MP44397
 Matrix Type: AQUEOUS

Methods: SW846 6010C
 Units: ug/l

Prep Date: 11/13/25

Metal	DA77202-10B Original SDL 1:5	%DIF	QC Limits
-------	---------------------------------	------	--------------

Aluminum			
Antimony			
Arsenic			
Barium			
Beryllium			
Boron	23.6	31.7	34.3 (a) 0-10
Cadmium			
Calcium			
Chromium			
Cobalt			
Copper			
Iron			
Lead			
Lithium			
Magnesium			
Manganese			
Molybdenum			
Nickel			
Phosphorus			
Potassium			
Selenium			
Silicon			
Silver			
Sodium			
Strontium			
Thallium			
Tin			
Titanium			
Uranium			
Vanadium			
Zinc			

Associated samples MP44397: DA77200-10B, DA77200-11B, DA77200-12B

Results < IDL are shown as zero for calculation purposes
 (*) Outside of QC limits

8.4.4
8

SERIAL DILUTION RESULTS SUMMARY

Login Number: DA77200
Account: CHEVRCOG - Chevron USA, Inc.
Project: TASMCOA: Steve J18-16 WH/FL

QC Batch ID: MP44397
Matrix Type: AQUEOUS

Methods: SW846 6010C
Units: ug/l

Prep Date: 11/13/25

Metal	DA77202-10B	QC
	Original SDL 1:5 %DIF	Limits

(anr) Analyte not requested

(a) Percent difference acceptable due to low initial sample concentration (< 50 times IDL).

8.4.4

8

BLANK RESULTS SUMMARY
Part 2 - Method Blanks

Login Number: DA77200
Account: CHEVRCOG - Chevron USA, Inc.
Project: TASMCOA: Steve J18-16 WH/FL

QC Batch ID: MP44404
Matrix Type: AQUEOUS

Methods: SW846 6010C
Units: ug/l

Prep Date: 11/13/25

Metal	RL	IDL	MDL	MB raw	final
Aluminum	1500	30	230		
Antimony	450	90	100		
Arsenic	380	34	69		
Barium	150	2.9	20		
Beryllium	150	1.5	20		
Boron	750	19	95		
Cadmium	150	3.2	20		
Calcium	6000	84	750	155	<6000
Chromium	150	10	20		
Cobalt	75	12	9.5		
Copper	150	7.4	20		
Iron	1100	28	180		
Lead	750	63	95		
Lithium	75	30	20		
Magnesium	3000	110	380	-280	<3000
Manganese	75	2.6	9.5		
Molybdenum	150	38	42		
Nickel	450	17	57		
Phosphorus	1500	170	240		
Potassium	15000	540	1900		
Selenium	750	140	320		
Silicon	3000	620	2300		
Silver	450	8.4	57		
Sodium	6000	130	750	833	<6000
Strontium	75	1.5	9.5		
Thallium	150	91	65		
Tin	900	51	770		
Titanium	150	6.5	20		
Uranium	750	170	130		
Vanadium	150	15	20		
Zinc	450	10	57		

Associated samples MP44404: DA77200-1A, DA77200-2A, DA77200-3A, DA77200-4A, DA77200-5A, DA77200-6A, DA77200-7A, DA77200-8A, DA77200-9A, DA77200-10A, DA77200-11A, DA77200-12A

Results < IDL are shown as zero for calculation purposes

BLANK RESULTS SUMMARY
Part 2 - Method Blanks

Login Number: DA77200
Account: CHEVRCOG - Chevron USA, Inc.
Project: TASMCOA: Steve J18-16 WH/FL


QC Batch ID: MP44404
Matrix Type: AQUEOUS

Methods: SW846 6010C
Units: ug/l

Prep Date: 11/13/25

Metal	RL	IDL	MDL	MB raw	final
-------	----	-----	-----	-----------	-------

(*) Outside of QC limits
(anr) Analyte not requested



8.5.1
8

MATRIX SPIKE AND DUPLICATE RESULTS SUMMARY

Login Number: DA77200
 Account: CHEVRCOG - Chevron USA, Inc.
 Project: TASMCOA: Steve J18-16 WH/FL

QC Batch ID: MP44404
 Matrix Type: AQUEOUS

Methods: SW846 6010C
 Units: ug/l

Prep Date: 11/13/25

Metal	DA77199-7A Original MS	Spikelot ICPAL6	% Rec	QC Limits
Aluminum				
Antimony				
Arsenic				
Barium				
Beryllium				
Boron				
Cadmium				
Calcium	274000	703000	375000	114.4 75-125
Chromium				
Cobalt				
Copper				
Iron				
Lead				
Lithium				
Magnesium	59100	477000	375000	112.5 75-125
Manganese				
Molybdenum				
Nickel				
Phosphorus				
Potassium				
Selenium				
Silicon				
Silver				
Sodium	645000	1060000	375000	110.7 75-125
Strontium				
Thallium				
Tin				
Titanium				
Uranium				
Vanadium				
Zinc				

Associated samples MP44404: DA77200-1A, DA77200-2A, DA77200-3A, DA77200-4A, DA77200-5A, DA77200-6A, DA77200-7A, DA77200-8A, DA77200-9A, DA77200-10A, DA77200-11A, DA77200-12A

Results < IDL are shown as zero for calculation purposes

8.5.2
8

MATRIX SPIKE AND DUPLICATE RESULTS SUMMARY

Login Number: DA77200
Account: CHEVRCOG - Chevron USA, Inc.
Project: TASMCOA: Steve J18-16 WH/FL


QC Batch ID: MP44404
Matrix Type: AQUEOUS

Methods: SW846 6010C
Units: ug/l

Prep Date: 11/13/25

Metal	DA77199-7A Original MS	SpikeLot ICPAL6	% Rec	QC Limits
-------	---------------------------	--------------------	-------	--------------

(*) Outside of QC limits
(N) Matrix Spike Rec. outside of QC limits
(anr) Analyte not requested



8.5.2
8

MATRIX SPIKE AND DUPLICATE RESULTS SUMMARY

Login Number: DA77200
 Account: CHEVRCOG - Chevron USA, Inc.
 Project: TASMCOA: Steve J18-16 WH/FL

QC Batch ID: MP44404
 Matrix Type: AQUEOUS

Methods: SW846 6010C
 Units: ug/l

Prep Date: 11/13/25

Metal	DA77199-7A Original MSD	SpikeLot ICPAL6	% Rec	MSD RPD	QC Limit	
Aluminum						
Antimony						
Arsenic						
Barium						
Beryllium						
Boron						
Cadmium						
Calcium	274000	679000	375000	108.0	3.5	20
Chromium						
Cobalt						
Copper						
Iron						
Lead						
Lithium						
Magnesium	59100	459000	375000	107.7	3.8	20
Manganese						
Molybdenum						
Nickel						
Phosphorus						
Potassium						
Selenium						
Silicon						
Silver						
Sodium	645000	1020000	375000	100.0	3.8	20
Strontium						
Thallium						
Tin						
Titanium						
Uranium						
Vanadium						
Zinc						

Associated samples MP44404: DA77200-1A, DA77200-2A, DA77200-3A, DA77200-4A, DA77200-5A, DA77200-6A, DA77200-7A, DA77200-8A, DA77200-9A, DA77200-10A, DA77200-11A, DA77200-12A

Results < IDL are shown as zero for calculation purposes

8.5.2
8

MATRIX SPIKE AND DUPLICATE RESULTS SUMMARY

Login Number: DA77200
 Account: CHEVRCOG - Chevron USA, Inc.
 Project: TASMCOA: Steve J18-16 WH/FL


QC Batch ID: MP44404
 Matrix Type: AQUEOUS

Methods: SW846 6010C
 Units: ug/l

Prep Date: 11/13/25

Metal	DA77199-7A Original MSD	SpikeLot ICPAL6 % Rec	MSD RPD	QC Limit
-------	----------------------------	--------------------------	------------	-------------

(*) Outside of QC limits
 (N) Matrix Spike Rec. outside of QC limits
 (anr) Analyte not requested



8.5.2
8

SPIKE BLANK AND LAB CONTROL SAMPLE SUMMARY

Login Number: DA77200
 Account: CHEVRCOG - Chevron USA, Inc.
 Project: TASMCOA: Steve J18-16 WH/FL

QC Batch ID: MP44404
 Matrix Type: AQUEOUS

Methods: SW846 6010C
 Units: ug/l

Prep Date: 11/13/25

Metal	BSP Result	Spikelot ICPALL6	% Rec	QC Limits
Aluminum				
Antimony				
Arsenic				
Barium				
Beryllium				
Boron				
Cadmium				
Calcium	408000	375000	108.8	80-120
Chromium				
Cobalt				
Copper				
Iron				
Lead				
Lithium				
Magnesium	405000	375000	108.0	80-120
Manganese				
Molybdenum				
Nickel				
Phosphorus				
Potassium				
Selenium				
Silicon				
Silver				
Sodium	413000	375000	110.1	80-120
Strontium				
Thallium				
Tin				
Titanium				
Uranium				
Vanadium				
Zinc				

Associated samples MP44404: DA77200-1A, DA77200-2A, DA77200-3A, DA77200-4A, DA77200-5A, DA77200-6A, DA77200-7A, DA77200-8A, DA77200-9A, DA77200-10A, DA77200-11A, DA77200-12A

Results < IDL are shown as zero for calculation purposes

8.5.3
8

SPIKE BLANK AND LAB CONTROL SAMPLE SUMMARY

Login Number: DA77200
Account: CHEVRCOG - Chevron USA, Inc.
Project: TASMCOA: Steve J18-16 WH/FL


QC Batch ID: MP44404
Matrix Type: AQUEOUS

Methods: SW846 6010C
Units: ug/l

Prep Date: 11/13/25

Metal	BSP Result	Spikelot ICPALL6	% Rec	QC Limits
-------	---------------	---------------------	-------	--------------

(*) Outside of QC limits
(anr) Analyte not requested



8.5.3
8

SERIAL DILUTION RESULTS SUMMARY

Login Number: DA77200
 Account: CHEVRCOG - Chevron USA, Inc.
 Project: TASMCOA: Steve J18-16 WH/FL

QC Batch ID: MP44404
 Matrix Type: AQUEOUS

Methods: SW846 6010C
 Units: ug/l

Prep Date: 11/13/25

Metal	DA77199-7A Original	SDL 1:5	%DIF	QC Limits
Aluminum				
Antimony				
Arsenic				
Barium				
Beryllium				
Boron				
Cadmium				
Calcium	18200	17500	4.1	0-10
Chromium				
Cobalt				
Copper				
Iron				
Lead				
Lithium				
Magnesium	3940	3460	5.7	0-10
Manganese				
Molybdenum				
Nickel				
Phosphorus				
Potassium				
Selenium				
Silicon				
Silver				
Sodium	43000	41900	2.5	0-10
Strontium				
Thallium				
Tin				
Titanium				
Uranium				
Vanadium				
Zinc				

Associated samples MP44404: DA77200-1A, DA77200-2A, DA77200-3A, DA77200-4A, DA77200-5A, DA77200-6A, DA77200-7A, DA77200-8A, DA77200-9A, DA77200-10A, DA77200-11A, DA77200-12A

Results < IDL are shown as zero for calculation purposes

8.5.4
8

SERIAL DILUTION RESULTS SUMMARY

Login Number: DA77200
Account: CHEVRCOG - Chevron USA, Inc.
Project: TASMCOA: Steve J18-16 WH/FL


QC Batch ID: MP44404
Matrix Type: AQUEOUS

Methods: SW846 6010C
Units: ug/l

Prep Date: 11/13/25

Metal	DA77199-7A Original SDL 1:5	%DIF	QC Limits
-------	--------------------------------	------	--------------

(*) Outside of QC limits
(anr) Analyte not requested



8.5.4

8

General Chemistry

QC Data Summaries

Includes the following where applicable:

- Method Blank and Blank Spike Summaries
- Duplicate Summaries
- Matrix Spike Summaries

METHOD BLANK AND SPIKE RESULTS SUMMARY
GENERAL CHEMISTRY

Login Number: DA77200
Account: CHEVRCOG - Chevron USA, Inc.
Project: TASMCOA: Steve J18-16 WH/FL

Analyte	Batch ID	RL	MB Result	Units	Spike Amount	BSP Result	BSP %Recov	QC Limits
Specific Conductivity	GP40021/GN70724			mmhos/cm	1.409	1.5	102.9(a)	90-110%

Associated Samples:

Batch GP40021: DA77200-1C, DA77200-2C, DA77200-3C, DA77200-4C, DA77200-5C, DA77200-6C, DA77200-7C, DA77200-8C, DA77200-9C, DA77200-10C, DA77200-11C, DA77200-12C

(*) Outside of QC limits

(a) Saturated paste was generated on 11/13/25.

DUPLICATE RESULTS SUMMARY
GENERAL CHEMISTRY

Login Number: DA77200
Account: CHEVRCOG - Chevron USA, Inc.
Project: TASMCOA: Steve J18-16 WH/FL

Analyte	Batch ID	QC Sample	Units	Original Result	DUP Result	RPD	QC Limits
Specific Conductivity	GP40021/GN70724	DA77201-5C	mmhos/cm	0.78	0.78(a)	0.9(a)	0-20%
pH	GN70723	DA77199-7C	su	7.92	7.93(a)	0.1(a)	0-5%

Associated Samples:

Batch GN70723: DA77200-1C, DA77200-2C, DA77200-3C, DA77200-4C, DA77200-5C, DA77200-6C, DA77200-7C, DA77200-8C, DA77200-9C, DA77200-10C, DA77200-11C, DA77200-12C

Batch GP40021: DA77200-1C, DA77200-2C, DA77200-3C, DA77200-4C, DA77200-5C, DA77200-6C, DA77200-7C, DA77200-8C, DA77200-9C, DA77200-10C, DA77200-11C, DA77200-12C

(*) Outside of QC limits

(a) Saturated paste was generated on 11/13/25.

Misc. Forms

Custody Documents and Other Forms

(SGS Dayton, NJ)

Includes the following where applicable:

- Chain of Custody



CHAIN OF CUSTODY

SGS North America Inc. - Wheat Ridge
4036 Youngfield Street, Wheat Ridge, CO 80033
TEL: 303-425-6021 FAX: 303-425-6854
www.sgs.com/ehsusa

FED-EX Tracking # 4903-6279-4340	Bottle Order Control #
SGS Quote #	SGS Job # DA77200

Client / Reporting Information		Project Information				Requested Analysis (see TEST CODE sheet)												Matrix Codes
Company Name: SGS North America Inc.		Project Name: TASMCOA: Steve J18-16 WH/FL																DW - Drinking Water GW - Ground Water WW - Water SW - Surface Water SO - Soil SL - Sludge SED - Sediment OI - Oil LIQ - Other Liquid AIR - Air SOL - Other Solid WP - Wipe FB - Field Blank EB - Equipment Blank RB - Rinse Blank TB - Trip Blank
Street Address: 4036 Youngfield Street		Street: Wheat Ridge, CO 80033																
City State Zip: Wheat Ridge, CO 80033		Billing Information (if different from Report to)																
Project Contact E-mail: pama.eskandariyandeh@sgs.com		Project #																
Phone #: 303-425-6021		Client Purchase Order #																
Sampler(s) Name(s): CK		Project Manager																
		Attention:																
		Collection																
		Number of preserved Bottles																
SGS Sample #	Field ID / Point of Collection	MEGHIDI Vial #	Date	Time	Sampled by	Matrix	# of bottles	HCl	NaOH	HN03	H2SO4	NONE	DI Water	MESH	ENCORE	XCRA7199		
1C	FL01-03@3'		11/12/25	10:43:00 AM	CK	SO										X		
2C	FL02-03@3'		11/12/25	10:44:00 AM	CK	SO										X		
3C	FL01-05@3'		11/12/25	11:25:00 AM	CK	SO										X		
4C	FL02-05@3'		11/12/25	11:26:00 AM	CK	SO										X		
5C	FL01-06@3'		11/12/25	12:05:00 PM	CK	SO										X		
6C	FL02-06@3'		11/12/25	12:06:00 PM	CK	SO										X		
7C	FL01-08@3'		11/12/25	1:53:00 PM	CK	SO										X		
8C	FL02-08@3'		11/12/25	1:54:00 PM	CK	SO										X		
9C	FL01-10@3'		11/12/25	2:24:00 PM	CK	SO										X		
10C	FL02-10@3'		11/12/25	2:25:00 PM	CK	SO										X		
11C	FL01-13@3'		11/12/25	3:39:00 PM	CK	SO										X		
12C	FL02-13@3'		11/12/25	3:40:00 PM	CK	SO										X		
Turnaround Time (Business days)		Data Deliverable Information				Comments / Special Instructions												
<input type="checkbox"/> Standard 10 Day (business) <input type="checkbox"/> 5 Business Days RUSH <input type="checkbox"/> 3 Business Days RUSH <input type="checkbox"/> 2 Business Days RUSH <input type="checkbox"/> 1 Business Day EMERGENCY <input checked="" type="checkbox"/> other Due 11/26/2025 <small>Emergency & Rush T/A data available via Lablink Approval needed for RUSH/Emergency TAT</small>		Approved By (SGS PM) / Date: _____ <input type="checkbox"/> Commercial "A" (Level 1) <input type="checkbox"/> Commercial "B" (Level 2) <input type="checkbox"/> REDT1 (Level 3) <input type="checkbox"/> FULT1 (Level 4) <input type="checkbox"/> Commercial "C" <small>Commercial "A" = Results Only Commercial "B" = Results + QC Summary Commercial "C" = Results + QC Summary + Partial Raw data</small>				<input type="checkbox"/> State Forms <input type="checkbox"/> EDD Format <input type="checkbox"/> Other <input checked="" type="checkbox"/> CCL <small>http://www.sgs.com/en/terms-and-conditions</small>				RUSH Assessment Lab Retention DA-4B								
Sample Custody must be documented below each time samples change possession, including courier delivery.																		
Relinquished by Sampler:	Date Time:	Received By:	Relinquished By:	Date Time:	Received By:													
1	11-13-25	Fedex	2	11/14	2													
Relinquished by Sampler:	Date Time:	Received By:	Relinquished By:	Date Time:	Received By:													
3		3	4	10:30	4													
Relinquished by:	Date Time:	Received By:	Custody Seal #	Preserved where applicable:														
5		5		<input type="checkbox"/> Intact <input type="checkbox"/> Not Intact	<input type="checkbox"/>	Therm. ID:	On Ice	Cooler Temp:										
							<input checked="" type="checkbox"/>	2.8										

10.1 10

DA77200: Chain of Custody
Page 1 of 3
SGS Dayton, NJ



SGS Sample Receipt Summary

Job Number: DA77200

Client: SGS NORTH AMERICA INC.

Project: TASMCOA: STEVE J18-16 WH/FL

Date / Time Received: 11/14/2025 10:30:00 AM

Delivery Method: FEDEX

Airbill #'s: 490362794340

Cooler Temps (Raw Measured) °C: Cooler 1: (2.8);

Cooler Temps (Corrected) °C: Cooler 1: (2.9);

Cooler Security

Y or N

Y or N

- | | | | | | |
|---------------------------|-------------------------------------|--------------------------|-----------------------|-------------------------------------|--------------------------|
| 1. Custody Seals Present: | <input checked="" type="checkbox"/> | <input type="checkbox"/> | 3. COC Present: | <input checked="" type="checkbox"/> | <input type="checkbox"/> |
| 2. Custody Seals Intact: | <input checked="" type="checkbox"/> | <input type="checkbox"/> | 4. SmpI Dates/Time OK | <input checked="" type="checkbox"/> | <input type="checkbox"/> |

Cooler Temperature

Y or N

- | | | |
|------------------------------|-------------------------------------|--------------------------|
| 1. Temp criteria achieved: | <input checked="" type="checkbox"/> | <input type="checkbox"/> |
| 2. Cooler temp verification: | <u>IR-50</u> | |
| 3. Cooler media: | <u>Ice (Bag)</u> | |
| 4. No. Coolers: | <u>1</u> | |

Quality Control Preservatio

Y or N

N/A

- | | | | |
|---------------------------------|-------------------------------------|--------------------------|-------------------------------------|
| 1. Trip Blank present / cooler: | <input type="checkbox"/> | <input type="checkbox"/> | <input checked="" type="checkbox"/> |
| 2. Trip Blank listed on COC: | <input type="checkbox"/> | <input type="checkbox"/> | <input checked="" type="checkbox"/> |
| 3. Samples preserved properly: | <input checked="" type="checkbox"/> | <input type="checkbox"/> | |
| 4. VOCs headspace free: | <input type="checkbox"/> | <input type="checkbox"/> | <input checked="" type="checkbox"/> |

Sample Integrity - Documentation

Y or N

- | | | |
|--|-------------------------------------|--------------------------|
| 1. Sample labels present on bottles: | <input checked="" type="checkbox"/> | <input type="checkbox"/> |
| 2. Container labeling complete: | <input checked="" type="checkbox"/> | <input type="checkbox"/> |
| 3. Sample container label / COC agree: | <input checked="" type="checkbox"/> | <input type="checkbox"/> |

Sample Integrity - Condition

Y or N

- | | | |
|----------------------------------|-------------------------------------|--------------------------|
| 1. Sample recvd within HT: | <input checked="" type="checkbox"/> | <input type="checkbox"/> |
| 2. All containers accounted for: | <input checked="" type="checkbox"/> | <input type="checkbox"/> |
| 3. Condition of sample: | <u>Intact</u> | |

Sample Integrity - Instructions

Y or N

N/A

- | | | | |
|---|-------------------------------------|-------------------------------------|-------------------------------------|
| 1. Analysis requested is clear: | <input checked="" type="checkbox"/> | <input type="checkbox"/> | |
| 2. Bottles received for unspecified tests | <input type="checkbox"/> | <input checked="" type="checkbox"/> | |
| 3. Sufficient volume recvd for analysis: | <input checked="" type="checkbox"/> | <input type="checkbox"/> | |
| 4. Compositing instructions clear: | <input type="checkbox"/> | <input type="checkbox"/> | <input checked="" type="checkbox"/> |
| 5. Filtering instructions clear: | <input type="checkbox"/> | <input type="checkbox"/> | <input checked="" type="checkbox"/> |

Test Strip Lot #s:	pH 1-12: <u>231619</u>	pH 12+: <u>203117A</u>	Other: (Specify) _____
--------------------	------------------------	------------------------	------------------------

Comments

SM089-03
Rev. Date 12/7/17

DA77200: Chain of Custody

Page 2 of 3

10.1 10



CHAIN OF CUSTODY

SGS North America Inc. - Wheat Ridge
4036 Youngfield Street, Wheat Ridge, CO 80033
TEL: 303-425-6021 FAX: 303-425-6854
www.sgs.com/ehsusa

FEDEX Tracking # 4903-6279-4340
SGS Quote #
Bottle Order Control #
SGS Job # DA77200

Client / Reporting Information: SGS North America Inc.
Project Information: TASMCOA: Steve J18-16 WH/FL
Requested Analysis (see TEST CODE sheet)
Matrix Codes: DW - Drinking Water, GW - Ground Water, etc.
Collection table with columns for Sample #, Field ID, Date, Time, Matrix, and various analytes.
Turnaround Time (Business days)
Approved By (SGS PM) / Date
Data Deliverable Information
Comments / Special Instructions: Risk Assessment, 10-4B
Relinquished/Received By: 1-3, 2-4, 5
Custody Seal #, Intact/Not Intact, Preserved where applicable, Therm. ID, Cooler Temp: 2.8

10.1 10



General Chemistry

QC Data Summaries

(SGS Dayton, NJ)

Includes the following where applicable:

- Method Blank and Blank Spike Summaries
- Duplicate Summaries
- Matrix Spike Summaries



METHOD BLANK AND SPIKE RESULTS SUMMARY
GENERAL CHEMISTRY

Login Number: DA77200
Account: ALMS - SGS Wheat Ridge, CO
Project: CHEVRCOG: TASMCOA: Steve J18-16 WH/FL

Analyte	Batch ID	RL	MB Result	Units	Spike Amount	BSP Result	BSP %Recov	QC Limits
Chromium, Hexavalent	GP66137/GN77184	0.40	0.0	mg/kg	40	39.8	99.5	80-120%
Chromium, Hexavalent	GP66137/GN77184			mg/kg	1040	1020	98.5	80-120%
Chromium, Hexavalent	GP66138/GN77168	0.40	0.0	mg/kg	40	38.4	96.0	80-120%
Chromium, Hexavalent	GP66138/GN77168			mg/kg	978	994	101.6	80-120%

Associated Samples:

Batch GP66137: DA77200-11C, DA77200-12C

Batch GP66138: DA77200-1C, DA77200-2C, DA77200-3C, DA77200-4C, DA77200-5C, DA77200-6C, DA77200-7C, DA77200-8C, DA77200-9C, DA77200-10C

(*) Outside of QC limits

11.1
11

DUPLICATE RESULTS SUMMARY
GENERAL CHEMISTRY

Login Number: DA77200
Account: ALMS - SGS Wheat Ridge, CO
Project: CHEVRCOG: TASMCOA: Steve J18-16 WH/FL

Analyte	Batch ID	QC Sample	Units	Original Result	DUP Result	RPD	QC Limits
Chromium, Hexavalent	GP66137/GN77184	DA77200-11C	mg/kg	0.31	0.25	21.4 (a)	0-20%
Chromium, Hexavalent	GP66138/GN77168	DA77193-9C	mg/kg	0.0	0.0	0.0	0-20%

Associated Samples:

Batch GP66137: DA77200-11C, DA77200-12C

Batch GP66138: DA77200-1C, DA77200-2C, DA77200-3C, DA77200-4C, DA77200-5C, DA77200-6C, DA77200-7C, DA77200-8C, DA77200-9C, DA77200-10C

(*) Outside of QC limits

(a) RPD acceptable due to low duplicate and sample concentrations.

11.2
11

MATRIX SPIKE RESULTS SUMMARY
GENERAL CHEMISTRY

Login Number: DA77200
Account: ALMS - SGS Wheat Ridge, CO
Project: CHEVRCOG: TASMCOA: Steve J18-16 WH/FL

Analyte	Batch ID	QC Sample	Units	Original Result	Spike Amount	MS Result	%Rec	QC Limits
Chromium, Hexavalent	GP66137/GN77184	DA77200-11C	mg/kg	0.31	43.9	45.2	102.5(a)	75-125%
Chromium, Hexavalent	GP66137/GN77184	DA77200-11C	mg/kg	0.31	980	1010	103.1(b)	75-125%
Chromium, Hexavalent	GP66138/GN77168	DA77193-9C	mg/kg	0.0	49.1	48.0	97.8(c)	75-125%
Chromium, Hexavalent	GP66138/GN77168	DA77193-9C	mg/kg	0.0	1040	1140	110.1(b)	75-125%

Associated Samples:

Batch GP66137: DA77200-11C, DA77200-12C

Batch GP66138: DA77200-1C, DA77200-2C, DA77200-3C, DA77200-4C, DA77200-5C, DA77200-6C, DA77200-7C, DA77200-8C, DA77200-9C, DA77200-10C

(*) Outside of QC limits

(N) Matrix Spike Rec. outside of QC limits

(a) Good recovery on soluble XCR matrix spike. Good recovery (102.5%) on the post-spike.

(b) Good recovery on insoluble XCR matrix spike. See additional comments on soluble matrix spike recovery.

(c) Good recovery on soluble XCR matrix spike. Good recovery (99.26%) on the post-spike.