

The results set forth herein are provided by SGS North America Inc.

e-Hardcopy 2.0
Automated Report

Technical Report for

Chevron USA, Inc.

TASMCOA: Hanscome K11-1

7259

SGS Job Number: DA76752

Sampling Date: 10/29/25

Report to:

Chevron USA, Inc.
2115 117th Avenue
Greeley, CO 80634
nam.ehs.table915@sgs.com

ATTN: Bryce Goldade

Total number of pages in report: 144



Test results contained within this data package meet the requirements of the National Environmental Laboratory Accreditation Program and/or state specific certification programs as applicable unless noted in the narrative, comments or footnotes.

Eric Hoffman

Client Service contact: Parna Payandeh 303-425-6021

Certifications: CO (CO00049), ND (R-027), UT (NELAP CO00049), LA (LA150028), TX (T104704511), WY (8TMS-L) HI (CO00049), NJ (CO011), NV (CO00049), AK (CO00049), CA (3076), and NC (08701)

This report shall not be reproduced, except in its entirety, without the written approval of SGS.
Test results relate only to samples analyzed.

How did we do today?

Your feedback helps us improve our service and takes less than a minute to complete.

START SURVEY

Table of Contents

-1-

Section 1: Sample Summary	4
Section 2: Summary of Hits	8
Section 3: Sample Results	17
3.1: DA76752-1: BKG02@0-0.5'	18
3.2: DA76752-1A: BKG02@0-0.5'	20
3.3: DA76752-1B: BKG02@0-0.5'	22
3.4: DA76752-2: BKG02@1-2'	23
3.5: DA76752-2A: BKG02@1-2'	25
3.6: DA76752-2B: BKG02@1-2'	27
3.7: DA76752-3: BKG02@2-3'	28
3.8: DA76752-3A: BKG02@2-3'	30
3.9: DA76752-3B: BKG02@2-3'	32
3.10: DA76752-4: BKG03@0-0.5'	33
3.11: DA76752-4A: BKG03@0-0.5'	35
3.12: DA76752-4B: BKG03@0-0.5'	37
3.13: DA76752-5: BKG03@1-2'	38
3.14: DA76752-5A: BKG03@1-2'	40
3.15: DA76752-5B: BKG03@1-2'	42
3.16: DA76752-6: BKG03@2-3'	43
3.17: DA76752-6A: BKG03@2-3'	45
3.18: DA76752-6B: BKG03@2-3'	47
3.19: DA76752-7: BKG04@0-0.5'	48
3.20: DA76752-7A: BKG04@0-0.5'	50
3.21: DA76752-7B: BKG04@0-0.5'	52
3.22: DA76752-8: BKG04@1-2'	53
3.23: DA76752-8A: BKG04@1-2'	55
3.24: DA76752-8B: BKG04@1-2'	57
3.25: DA76752-9: BKG04@2-3'	58
3.26: DA76752-9A: BKG04@2-3'	60
3.27: DA76752-9B: BKG04@2-3'	62
3.28: DA76752-10: BKG05@0-0.5'	63
3.29: DA76752-10A: BKG05@0-0.5'	65
3.30: DA76752-10B: BKG05@0-0.5'	67
3.31: DA76752-11: BKG05@1-2'	68
3.32: DA76752-11A: BKG05@1-2'	70
3.33: DA76752-11B: BKG05@1-2'	72
3.34: DA76752-12: BKG05@2-3'	73
3.35: DA76752-12A: BKG05@2-3'	75
3.36: DA76752-12B: BKG05@2-3'	77
3.37: DA76752-13: BKG06@0-0.5'	78
3.38: DA76752-13A: BKG06@0-0.5'	80
3.39: DA76752-13B: BKG06@0-0.5'	82

Table of Contents

-2-

3.40: DA76752-14: BKG06@1-2'	83
3.41: DA76752-14A: BKG06@1-2'	85
3.42: DA76752-14B: BKG06@1-2'	87
3.43: DA76752-15: BKG06@2-3'	88
3.44: DA76752-15A: BKG06@2-3'	90
3.45: DA76752-15B: BKG06@2-3'	92
Section 4: Misc. Forms	93
4.1: Chain of Custody	94
Section 5: Metals Analysis - QC Data Summaries	97
5.1: Prep QC MP44022: As,Ba,Cd,Cu,Pb,Ni,Se,Ag,Zn	98
5.2: Prep QC MP44030: B	103
5.3: Prep QC MP44031: B	111
5.4: Prep QC MP44045: Ca,Mg,Na	119
5.5: Prep QC MP44073: As,Ba,Cd,Cu,Pb,Ni,Se,Ag,Zn	129
Section 6: General Chemistry - QC Data Summaries	134
6.1: Method Blank and Spike Results Summary	135
6.2: Duplicate Results Summary	136
Section 7: Misc. Forms (SGS Dayton, NJ)	137
7.1: Chain of Custody	138
Section 8: General Chemistry - QC Data (SGS Dayton, NJ)	141
8.1: Method Blank and Spike Results Summary	142
8.2: Duplicate Results Summary	143
8.3: Matrix Spike Results Summary	144

1

2

3

4

5

6

7

8



Sample Summary

Chevron USA, Inc.

Job No: DA76752

TASMCOA: Hanscome K11-1
Project No: 7259

Sample Number	Collected		Received	Matrix		Client Sample ID
	Date	Time By		Code	Type	
DA76752-1	10/29/25	10:00 JS	10/29/25	SO	Soil	BKG02@0-0.5'
DA76752-1A	10/29/25	10:00 JS	10/29/25	SO	Soil	BKG02@0-0.5'
DA76752-1B	10/29/25	10:00 JS	10/29/25	SO	Soil	BKG02@0-0.5'
DA76752-2	10/29/25	10:05 JS	10/29/25	SO	Soil	BKG02@1-2'
DA76752-2A	10/29/25	10:05 JS	10/29/25	SO	Soil	BKG02@1-2'
DA76752-2B	10/29/25	10:05 JS	10/29/25	SO	Soil	BKG02@1-2'
DA76752-3	10/29/25	10:10 JS	10/29/25	SO	Soil	BKG02@2-3'
DA76752-3A	10/29/25	10:10 JS	10/29/25	SO	Soil	BKG02@2-3'
DA76752-3B	10/29/25	10:10 JS	10/29/25	SO	Soil	BKG02@2-3'
DA76752-4	10/29/25	12:40 JS	10/29/25	SO	Soil	BKG03@0-0.5'
DA76752-4A	10/29/25	12:40 JS	10/29/25	SO	Soil	BKG03@0-0.5'
DA76752-4B	10/29/25	12:40 JS	10/29/25	SO	Soil	BKG03@0-0.5'
DA76752-5	10/29/25	12:45 JS	10/29/25	SO	Soil	BKG03@1-2'

Soil samples reported on a dry weight basis unless otherwise indicated on result page.



Sample Summary

(continued)

Chevron USA, Inc.

Job No: DA76752

TASMCOA: Hanscome K11-1
 Project No: 7259

Sample Number	Collected		Received	Matrix		Client Sample ID
	Date	Time By		Code	Type	
DA76752-5A	10/29/25	12:45 JS	10/29/25	SO	Soil	BKG03@1-2'
DA76752-5B	10/29/25	12:45 JS	10/29/25	SO	Soil	BKG03@1-2'
DA76752-6	10/29/25	12:50 JS	10/29/25	SO	Soil	BKG03@2-3'
DA76752-6A	10/29/25	12:50 JS	10/29/25	SO	Soil	BKG03@2-3'
DA76752-6B	10/29/25	12:50 JS	10/29/25	SO	Soil	BKG03@2-3'
DA76752-7	10/29/25	12:00 JS	10/29/25	SO	Soil	BKG04@0-0.5'
DA76752-7A	10/29/25	12:00 JS	10/29/25	SO	Soil	BKG04@0-0.5'
DA76752-7B	10/29/25	12:00 JS	10/29/25	SO	Soil	BKG04@0-0.5'
DA76752-8	10/29/25	12:05 JS	10/29/25	SO	Soil	BKG04@1-2'
DA76752-8A	10/29/25	12:05 JS	10/29/25	SO	Soil	BKG04@1-2'
DA76752-8B	10/29/25	12:05 JS	10/29/25	SO	Soil	BKG04@1-2'
DA76752-9	10/29/25	12:10 JS	10/29/25	SO	Soil	BKG04@2-3'
DA76752-9A	10/29/25	12:10 JS	10/29/25	SO	Soil	BKG04@2-3'

Soil samples reported on a dry weight basis unless otherwise indicated on result page.



Sample Summary

(continued)

Chevron USA, Inc.

Job No: DA76752

TASMCOA: Hanscome K11-1
 Project No: 7259

Sample Number	Collected		Received	Matrix		Client Sample ID
	Date	Time By		Code	Type	
DA76752-9B	10/29/25	12:10 JS	10/29/25	SO	Soil	BKG04@2-3'
DA76752-10	10/29/25	10:40 JS	10/29/25	SO	Soil	BKG05@0-0.5'
DA76752-10A	10/29/25	10:40 JS	10/29/25	SO	Soil	BKG05@0-0.5'
DA76752-10B	10/29/25	10:40 JS	10/29/25	SO	Soil	BKG05@0-0.5'
DA76752-11	10/29/25	10:45 JS	10/29/25	SO	Soil	BKG05@1-2'
DA76752-11A	10/29/25	10:45 JS	10/29/25	SO	Soil	BKG05@1-2'
DA76752-11B	10/29/25	10:45 JS	10/29/25	SO	Soil	BKG05@1-2'
DA76752-12	10/29/25	10:50 JS	10/29/25	SO	Soil	BKG05@2-3'
DA76752-12A	10/29/25	10:50 JS	10/29/25	SO	Soil	BKG05@2-3'
DA76752-12B	10/29/25	10:50 JS	10/29/25	SO	Soil	BKG05@2-3'
DA76752-13	10/29/25	11:20 JS	10/29/25	SO	Soil	BKG06@0-0.5'
DA76752-13A	10/29/25	11:20 JS	10/29/25	SO	Soil	BKG06@0-0.5'
DA76752-13B	10/29/25	11:20 JS	10/29/25	SO	Soil	BKG06@0-0.5'

Soil samples reported on a dry weight basis unless otherwise indicated on result page.



Sample Summary

(continued)

Chevron USA, Inc.

Job No: DA76752

TASMCOA: Hanscome K11-1
 Project No: 7259

Sample Number	Collected		Received	Matrix		Client Sample ID
	Date	Time By		Code	Type	
DA76752-14	10/29/25	11:25 JS	10/29/25	SO	Soil	BKG06@1-2'
DA76752-14A	10/29/25	11:25 JS	10/29/25	SO	Soil	BKG06@1-2'
DA76752-14B	10/29/25	11:25 JS	10/29/25	SO	Soil	BKG06@1-2'
DA76752-15	10/29/25	11:30 JS	10/29/25	SO	Soil	BKG06@2-3'
DA76752-15A	10/29/25	11:30 JS	10/29/25	SO	Soil	BKG06@2-3'
DA76752-15B	10/29/25	11:30 JS	10/29/25	SO	Soil	BKG06@2-3'

Soil samples reported on a dry weight basis unless otherwise indicated on result page.

Summary of Hits

Job Number: DA76752
Account: Chevron USA, Inc.
Project: TASMCOA: Hanscome K11-1
Collected: 10/29/25

Lab Sample ID	Client Sample ID	Result/ Qual	RL	MDL	Units	Method
---------------	------------------	-----------------	----	-----	-------	--------

DA76752-1 BKG02@0-0.5'

Arsenic	4.5	0.16		mg/kg	SW846 6020B
Barium	137	1.6		mg/kg	SW846 6020B
Cadmium	0.29	0.081		mg/kg	SW846 6020B
Copper	12.8	1.6		mg/kg	SW846 6020B
Lead	13.5	0.41		mg/kg	SW846 6020B
Nickel	9.6	1.6		mg/kg	SW846 6020B
Selenium	5.8	0.16		mg/kg	SW846 6020B
Zinc	46.5	8.1		mg/kg	SW846 6020B
pH	7.72			su	WREP-125,4E-SATPASTE
Specific Conductivity	10.6	0.0010		mmhos/cm	SM 2510B-2011 MOD

DA76752-1A BKG02@0-0.5'

Calcium	688	6.0		mg/l	SW846 6010C
Magnesium	417	3.0		mg/l	SW846 6010C
Sodium	1500	6.0		mg/l	SW846 6010C
Sodium Adsorption Ratio ^a	11.1			ratio	USDA HANDBOOK 60

DA76752-1B BKG02@0-0.5'

Boron	1.02	0.50		mg/l	SW846 6010C
-------	------	------	--	------	-------------

DA76752-2 BKG02@1-2'

Arsenic	6.3	0.29		mg/kg	SW846 6020B
Barium	227	2.9		mg/kg	SW846 6020B
Cadmium	0.21	0.14		mg/kg	SW846 6020B
Copper	22.1	2.9		mg/kg	SW846 6020B
Lead	18.9	0.72		mg/kg	SW846 6020B
Nickel	17.3	2.9		mg/kg	SW846 6020B
Selenium	5.1	0.29		mg/kg	SW846 6020B
Zinc	75.4	14		mg/kg	SW846 6020B
pH	7.45			su	WREP-125,4E-SATPASTE
Specific Conductivity	9.6	0.0010		mmhos/cm	SM 2510B-2011 MOD

DA76752-2A BKG02@1-2'

Calcium	637	6.0		mg/l	SW846 6010C
Magnesium	303	3.0		mg/l	SW846 6010C
Sodium	1150	6.0		mg/l	SW846 6010C
Sodium Adsorption Ratio ^a	9.39			ratio	USDA HANDBOOK 60

Summary of Hits

Job Number: DA76752
Account: Chevron USA, Inc.
Project: TASMCOA: Hanscome K11-1
Collected: 10/29/25

Lab Sample ID	Client Sample ID	Result/ Qual	RL	MDL	Units	Method
---------------	------------------	-----------------	----	-----	-------	--------

DA76752-2B BKG02@1-2'

No hits reported in this sample.

DA76752-3 BKG02@2-3'

Arsenic	6.6	0.27		mg/kg	SW846 6020B
Barium	231	2.7		mg/kg	SW846 6020B
Cadmium	0.24	0.14		mg/kg	SW846 6020B
Copper	23.2	2.7		mg/kg	SW846 6020B
Lead	20.4	0.68		mg/kg	SW846 6020B
Nickel	18.1	2.7		mg/kg	SW846 6020B
Selenium	3.7	0.27		mg/kg	SW846 6020B
Zinc	80.0	14		mg/kg	SW846 6020B
pH	7.66			su	WREP-125,4E-SATPASTE
Specific Conductivity	5.0	0.0010		mmhos/cm	SM 2510B-2011 MOD

DA76752-3A BKG02@2-3'

Calcium	619	6.0		mg/l	SW846 6010C
Magnesium	178	3.0		mg/l	SW846 6010C
Sodium	433	6.0		mg/l	SW846 6010C
Sodium Adsorption Ratio ^a	3.95			ratio	USDA HANDBOOK 60

DA76752-3B BKG02@2-3'

No hits reported in this sample.

DA76752-4 BKG03@0-0.5'

Arsenic	4.1	0.23		mg/kg	SW846 6020B
Barium	122	2.3		mg/kg	SW846 6020B
Cadmium	0.24	0.12		mg/kg	SW846 6020B
Copper	14.1	2.3		mg/kg	SW846 6020B
Lead	14.3	0.58		mg/kg	SW846 6020B
Nickel	10.6	2.3		mg/kg	SW846 6020B
Selenium	2.5	0.23		mg/kg	SW846 6020B
Zinc	48.6	12		mg/kg	SW846 6020B
pH	6.02			su	WREP-125,4E-SATPASTE
Specific Conductivity	10.9	0.0010		mmhos/cm	SM 2510B-2011 MOD

DA76752-4A BKG03@0-0.5'

Calcium	489	6.0		mg/l	SW846 6010C
Magnesium	485	3.0		mg/l	SW846 6010C

Summary of Hits

Job Number: DA76752
Account: Chevron USA, Inc.
Project: TASMCOA: Hanscome K11-1
Collected: 10/29/25

Lab Sample ID	Client Sample ID	Result/ Qual	RL	MDL	Units	Method
Sodium		1900	6.0		mg/l	SW846 6010C
Sodium Adsorption Ratio ^a		14.6			ratio	USDA HANDBOOK 60
DA76752-4B	BKG03@0-0.5'					
Boron		1.56	0.50		mg/l	SW846 6010C
DA76752-5	BKG03@1-2'					
Arsenic		5.0	0.24		mg/kg	SW846 6020B
Barium		227	2.4		mg/kg	SW846 6020B
Cadmium		0.30	0.12		mg/kg	SW846 6020B
Copper		20.7	2.4		mg/kg	SW846 6020B
Lead		15.7	0.59		mg/kg	SW846 6020B
Nickel		15.2	2.4		mg/kg	SW846 6020B
Selenium		2.9	0.24		mg/kg	SW846 6020B
Zinc		68.9	12		mg/kg	SW846 6020B
pH		7.85			su	WREP-125,4E-SATPASTE
Specific Conductivity		17.2	0.0010		mmhos/cm	SM 2510B-2011 MOD
DA76752-5A	BKG03@1-2'					
Calcium		521	6.0		mg/l	SW846 6010C
Magnesium		747	3.0		mg/l	SW846 6010C
Sodium		3040	6.0		mg/l	SW846 6010C
Sodium Adsorption Ratio ^a		20.0			ratio	USDA HANDBOOK 60
DA76752-5B	BKG03@1-2'					
Boron		0.980	0.50		mg/l	SW846 6010C
DA76752-6	BKG03@2-3'					
Arsenic		3.6	0.26		mg/kg	SW846 6020B
Barium		124	2.6		mg/kg	SW846 6020B
Cadmium		0.27	0.13		mg/kg	SW846 6020B
Copper		18.1	2.6		mg/kg	SW846 6020B
Lead		15.2	0.65		mg/kg	SW846 6020B
Nickel		14.4	2.6		mg/kg	SW846 6020B
Selenium		1.1	0.26		mg/kg	SW846 6020B
Zinc		60.2	13		mg/kg	SW846 6020B
pH		7.85			su	WREP-125,4E-SATPASTE
Specific Conductivity		4.0	0.0010		mmhos/cm	SM 2510B-2011 MOD

Summary of Hits

Job Number: DA76752
Account: Chevron USA, Inc.
Project: TASMCOA: Hanscome K11-1
Collected: 10/29/25

Lab Sample ID	Client Sample ID	Result/ Qual	RL	MDL	Units	Method
---------------	------------------	-----------------	----	-----	-------	--------

DA76752-6A BKG03@2-3'

Calcium	147	6.0		mg/l	SW846 6010C
Magnesium	92.1	3.0		mg/l	SW846 6010C
Sodium	535	6.0		mg/l	SW846 6010C
Sodium Adsorption Ratio ^a	8.52			ratio	USDA HANDBOOK 60

DA76752-6B BKG03@2-3'

No hits reported in this sample.

DA76752-7 BKG04@0-0.5'

Arsenic	5.0	0.25		mg/kg	SW846 6020B
Barium	197	2.5		mg/kg	SW846 6020B
Cadmium	0.29	0.12		mg/kg	SW846 6020B
Copper	19.5	2.5		mg/kg	SW846 6020B
Lead	12.3	0.62		mg/kg	SW846 6020B
Nickel	13.7	2.5		mg/kg	SW846 6020B
Selenium	4.9	0.25		mg/kg	SW846 6020B
Zinc	59.8	12		mg/kg	SW846 6020B
pH	7.82			su	WREP-125,4E-SATPASTE
Specific Conductivity	16.4	0.0010		mmhos/cm	SM 2510B-2011 MOD

DA76752-7A BKG04@0-0.5'

Calcium	555	6.0		mg/l	SW846 6010C
Magnesium	572	3.0		mg/l	SW846 6010C
Sodium	2780	6.0		mg/l	SW846 6010C
Sodium Adsorption Ratio ^a	19.8			ratio	USDA HANDBOOK 60

DA76752-7B BKG04@0-0.5'

No hits reported in this sample.

DA76752-8 BKG04@1-2'

Arsenic	4.6	0.27		mg/kg	SW846 6020B
Barium	150	2.7		mg/kg	SW846 6020B
Cadmium	0.25	0.14		mg/kg	SW846 6020B
Copper	18.0	2.7		mg/kg	SW846 6020B
Lead	12.1	0.68		mg/kg	SW846 6020B
Nickel	13.4	2.7		mg/kg	SW846 6020B
Selenium	5.4	0.27		mg/kg	SW846 6020B
Zinc	57.6	14		mg/kg	SW846 6020B

Summary of Hits

Job Number: DA76752
Account: Chevron USA, Inc.
Project: TASMCOA: Hanscome K11-1
Collected: 10/29/25

Lab Sample ID	Client Sample ID	Result/ Qual	RL	MDL	Units	Method
---------------	------------------	-----------------	----	-----	-------	--------

pH		7.74			su	WREP-125,4E-SATPASTE
Specific Conductivity		14.6	0.0010		mmhos/cm	SM 2510B-2011 MOD

DA76752-8A BKG04@1-2'

Calcium		561	6.0		mg/l	SW846 6010C
Magnesium		562	3.0		mg/l	SW846 6010C
Sodium		2610	6.0		mg/l	SW846 6010C
Sodium Adsorption Ratio ^a		18.6			ratio	USDA HANDBOOK 60

DA76752-8B BKG04@1-2'

No hits reported in this sample.

DA76752-9 BKG04@2-3'

Arsenic		2.7	0.24		mg/kg	SW846 6020B
Barium		137	2.4		mg/kg	SW846 6020B
Cadmium		0.24	0.12		mg/kg	SW846 6020B
Copper		13.8	2.4		mg/kg	SW846 6020B
Lead		12.3	0.60		mg/kg	SW846 6020B
Nickel		11.6	2.4		mg/kg	SW846 6020B
Selenium		3.0	0.24		mg/kg	SW846 6020B
Zinc		48.3	12		mg/kg	SW846 6020B
pH		8.19			su	WREP-125,4E-SATPASTE
Specific Conductivity		5.0	0.0010		mmhos/cm	SM 2510B-2011 MOD

DA76752-9A BKG04@2-3'

Calcium		81.7	6.0		mg/l	SW846 6010C
Magnesium		87.4	3.0		mg/l	SW846 6010C
Sodium		774	6.0		mg/l	SW846 6010C
Sodium Adsorption Ratio ^a		14.2			ratio	USDA HANDBOOK 60

DA76752-9B BKG04@2-3'

No hits reported in this sample.

DA76752-10 BKG05@0-0.5'

Arsenic		3.5	0.27		mg/kg	SW846 6020B
Barium		323	2.7		mg/kg	SW846 6020B
Cadmium		0.27	0.14		mg/kg	SW846 6020B
Copper		16.4	2.7		mg/kg	SW846 6020B
Lead		9.5	0.68		mg/kg	SW846 6020B

Summary of Hits

Job Number: DA76752
Account: Chevron USA, Inc.
Project: TASMCOA: Hanscome K11-1
Collected: 10/29/25

2

Lab Sample ID	Client Sample ID	Result/ Analyte	RL	MDL	Units	Method
---------------	------------------	--------------------	----	-----	-------	--------

Nickel		10.3	2.7		mg/kg	SW846 6020B
Selenium		1.9	0.27		mg/kg	SW846 6020B
Zinc		50.4	14		mg/kg	SW846 6020B
pH		7.92			su	WREP-125,4E-SATPASTE
Specific Conductivity		23.9	0.0010		mmhos/cm	SM 2510B-2011 MOD

DA76752-10A BKG05@0-0.5'

Calcium		623	6.0		mg/l	SW846 6010C
Magnesium		1080	3.0		mg/l	SW846 6010C
Sodium		5370	6.0		mg/l	SW846 6010C
Sodium Adsorption Ratio ^a		30.2			ratio	USDA HANDBOOK 60

DA76752-10B BKG05@0-0.5'

Boron		0.990	0.50		mg/l	SW846 6010C
-------	--	-------	------	--	------	-------------

DA76752-11 BKG05@1-2'

Arsenic		5.4	0.25		mg/kg	SW846 6020B
Barium		173	2.5		mg/kg	SW846 6020B
Cadmium		0.25	0.13		mg/kg	SW846 6020B
Copper		17.3	2.5		mg/kg	SW846 6020B
Lead		12.5	0.63		mg/kg	SW846 6020B
Nickel		13.6	2.5		mg/kg	SW846 6020B
Selenium		6.5	0.25		mg/kg	SW846 6020B
Zinc		66.0	13		mg/kg	SW846 6020B
pH		7.84			su	WREP-125,4E-SATPASTE
Specific Conductivity		17.0	0.0010		mmhos/cm	SM 2510B-2011 MOD

DA76752-11A BKG05@1-2'

Calcium		592	6.0		mg/l	SW846 6010C
Magnesium		681	3.0		mg/l	SW846 6010C
Sodium		3670	6.0		mg/l	SW846 6010C
Sodium Adsorption Ratio ^a		24.4			ratio	USDA HANDBOOK 60

DA76752-11B BKG05@1-2'

Boron		0.519	0.50		mg/l	SW846 6010C
-------	--	-------	------	--	------	-------------

DA76752-12 BKG05@2-3'

Arsenic		5.1	0.26		mg/kg	SW846 6020B
Barium		191	2.6		mg/kg	SW846 6020B

Summary of Hits

Job Number: DA76752
Account: Chevron USA, Inc.
Project: TASMCOA: Hanscome K11-1
Collected: 10/29/25

Lab Sample ID	Client Sample ID	Result/ Qual	RL	MDL	Units	Method
		Cadmium	0.28	0.13	mg/kg	SW846 6020B
		Copper	21.0	2.6	mg/kg	SW846 6020B
		Lead	14.5	0.64	mg/kg	SW846 6020B
		Nickel	15.6	2.6	mg/kg	SW846 6020B
		Selenium	18.0	0.26	mg/kg	SW846 6020B
		Zinc	78.5	13	mg/kg	SW846 6020B
		pH	7.74		su	WREP-125,4E-SATPASTE
		Specific Conductivity	14.8	0.0010	mmhos/cm	SM 2510B-2011 MOD
DA76752-12A BKG05@2-3'						
		Calcium	476	6.0	mg/l	SW846 6010C
		Magnesium	492	3.0	mg/l	SW846 6010C
		Sodium	2670	6.0	mg/l	SW846 6010C
		Sodium Adsorption Ratio ^a	20.5		ratio	USDA HANDBOOK 60
DA76752-12B BKG05@2-3'						
No hits reported in this sample.						
DA76752-13 BKG06@0-0.5'						
		Arsenic	3.6	0.24	mg/kg	SW846 6020B
		Barium	141	2.4	mg/kg	SW846 6020B
		Cadmium	0.24	0.12	mg/kg	SW846 6020B
		Copper	32.7	2.4	mg/kg	SW846 6020B
		Lead	24.1	0.61	mg/kg	SW846 6020B
		Nickel	10.7	2.4	mg/kg	SW846 6020B
		Selenium	4.5	0.24	mg/kg	SW846 6020B
		Zinc	61.9	12	mg/kg	SW846 6020B
		pH	7.90		su	WREP-125,4E-SATPASTE
		Specific Conductivity	10.5	0.0010	mmhos/cm	SM 2510B-2011 MOD
DA76752-13A BKG06@0-0.5'						
		Calcium	641	6.0	mg/l	SW846 6010C
		Magnesium	528	3.0	mg/l	SW846 6010C
		Sodium	1800	6.0	mg/l	SW846 6010C
		Sodium Adsorption Ratio ^a	12.8		ratio	USDA HANDBOOK 60
DA76752-13B BKG06@0-0.5'						
		Boron	1.47	0.50	mg/l	SW846 6010C

Summary of Hits

Job Number: DA76752
Account: Chevron USA, Inc.
Project: TASMCOA: Hanscome K11-1
Collected: 10/29/25

2

Lab Sample ID	Client Sample ID	Result/ Qual	RL	MDL	Units	Method
---------------	------------------	-----------------	----	-----	-------	--------

DA76752-14 BKG06@1-2'

Arsenic	3.8	0.26		mg/kg	SW846 6020B
Barium	189	2.6		mg/kg	SW846 6020B
Cadmium	0.30	0.13		mg/kg	SW846 6020B
Copper	17.6	2.6		mg/kg	SW846 6020B
Lead	14.2	0.66		mg/kg	SW846 6020B
Nickel	16.3	2.6		mg/kg	SW846 6020B
Selenium	1.5	0.26		mg/kg	SW846 6020B
Zinc	51.6	13		mg/kg	SW846 6020B
pH	7.72			su	WREP-125,4E-SATPASTE
Specific Conductivity	13.1	0.0010		mmhos/cm	SM 2510B-2011 MOD

DA76752-14A BKG06@1-2'

Calcium	606	6.0		mg/l	SW846 6010C
Magnesium	512	3.0		mg/l	SW846 6010C
Sodium	2270	6.0		mg/l	SW846 6010C
Sodium Adsorption Ratio ^a	16.4			ratio	USDA HANDBOOK 60

DA76752-14B BKG06@1-2'

Boron	0.614	0.50		mg/l	SW846 6010C
-------	-------	------	--	------	-------------

DA76752-15 BKG06@2-3'

Arsenic	5.9	0.28		mg/kg	SW846 6020B
Barium	136	2.8		mg/kg	SW846 6020B
Cadmium	0.29	0.14		mg/kg	SW846 6020B
Copper	15.7	2.8		mg/kg	SW846 6020B
Lead	11.8	0.69		mg/kg	SW846 6020B
Nickel	11.9	2.8		mg/kg	SW846 6020B
Selenium	1.8	0.28		mg/kg	SW846 6020B
Zinc	49.7	14		mg/kg	SW846 6020B
pH	7.66			su	WREP-125,4E-SATPASTE
Specific Conductivity	6.9	0.0010		mmhos/cm	SM 2510B-2011 MOD

DA76752-15A BKG06@2-3'

Calcium	594	6.0		mg/l	SW846 6010C
Magnesium	200	3.0		mg/l	SW846 6010C
Sodium	887	6.0		mg/l	SW846 6010C
Sodium Adsorption Ratio ^a	8.03			ratio	USDA HANDBOOK 60

Summary of Hits

Job Number: DA76752
Account: Chevron USA, Inc.
Project: TASMCOA: Hanscome K11-1
Collected: 10/29/25

Lab Sample ID	Client Sample ID	Result/ Qual	RL	MDL	Units	Method
---------------	------------------	-----------------	----	-----	-------	--------

DA76752-15B BKG06@2-3'

Boron	0.556	0.50			mg/l	SW846 6010C
-------	-------	------	--	--	------	-------------

(a) Calculated as: $(\text{Na meq/L}) / \sqrt{[(\text{Ca meq/L}) + (\text{Mg meq/L})/2]}$

Sample Results

Report of Analysis

Report of Analysis

Client Sample ID: BKG02@0-0.5'	Date Sampled: 10/29/25
Lab Sample ID: DA76752-1	Date Received: 10/29/25
Matrix: SO - Soil	Percent Solids: 75.8
Project: TASMCOA: Hanscome K11-1	

Metals Analysis

Analyte	Result	RL	Units	DF	Prep	Analyzed By	Method	Prep Method
Arsenic	4.5	0.16	mg/kg	10	10/30/25	11/10/25 GS	SW846 6020B ¹	SW846 3050B ²
Barium	137	1.6	mg/kg	10	10/30/25	11/10/25 GS	SW846 6020B ¹	SW846 3050B ²
Cadmium	0.29	0.081	mg/kg	10	10/30/25	11/10/25 GS	SW846 6020B ¹	SW846 3050B ²
Copper	12.8	1.6	mg/kg	10	10/30/25	11/10/25 GS	SW846 6020B ¹	SW846 3050B ²
Lead	13.5	0.41	mg/kg	10	10/30/25	11/10/25 GS	SW846 6020B ¹	SW846 3050B ²
Nickel	9.6	1.6	mg/kg	10	10/30/25	11/10/25 GS	SW846 6020B ¹	SW846 3050B ²
Selenium	5.8	0.16	mg/kg	10	10/30/25	11/10/25 GS	SW846 6020B ¹	SW846 3050B ²
Silver	< 0.081	0.081	mg/kg	10	10/30/25	11/10/25 GS	SW846 6020B ¹	SW846 3050B ²
Zinc	46.5	8.1	mg/kg	10	10/30/25	11/10/25 GS	SW846 6020B ¹	SW846 3050B ²

(1) Instrument QC Batch: MA19823

(2) Prep QC Batch: MP44022

RL = Reporting Limit

Report of Analysis

Client Sample ID: BKG02@0-0.5'	Date Sampled: 10/29/25
Lab Sample ID: DA76752-1	Date Received: 10/29/25
Matrix: SO - Soil	Percent Solids: 75.8
Project: TASMCOA: Hanscome K11-1	

General Chemistry

Analyte	Result	RL	Units	DF	Analyzed	By	Method
%solids							
Solids, Percent	75.8		%	1	10/29/25	JL	SM2540G-2011 M
pH-saturated paste method							
pH	7.72		su	1	10/30/25 22:05	GC	WREP-125,4E-SATPASTE
prep: DEPT.OF AG, BOOK N9							
Specific Conductivity	10.6	0.0010	mmhos/cm	1	10/30/25 22:19	GC	SM 2510B-2011 MOD
Chromium, Hexavalent ^a	< 0.54	0.54	mg/kg	1	11/29/25 15:55	ANJ	SW846 3060A/7199

(a) Analysis performed at SGS Dayton, NJ.

RL = Reporting Limit

Report of Analysis

Client Sample ID: BKG02@0-0.5'	
Lab Sample ID: DA76752-1A	Date Sampled: 10/29/25
Matrix: SO - Soil	Date Received: 10/29/25
	Percent Solids: 75.8
Project: TASMCOA: Hanscome K11-1	

SAR Metals Analysis

Analyte	Result	RL	Units	DF	Prep	Analyzed By	Method	Prep Method
Calcium	688	6.0	mg/l	1	10/31/25	11/03/25 BR	SW846 6010C ¹	USDA HANDBOOK 60 ²
Magnesium	417	3.0	mg/l	1	10/31/25	11/03/25 BR	SW846 6010C ¹	USDA HANDBOOK 60 ²
Sodium	1500	6.0	mg/l	1	10/31/25	11/03/25 BR	SW846 6010C ¹	USDA HANDBOOK 60 ²

(1) Instrument QC Batch: MA19802

(2) Prep QC Batch: MP44045

RL = Reporting Limit

Report of Analysis

Client Sample ID: BKG02@0-0.5'	
Lab Sample ID: DA76752-1A	Date Sampled: 10/29/25
Matrix: SO - Soil	Date Received: 10/29/25
	Percent Solids: 75.8
Project: TASMCOA: Hanscome K11-1	

General Chemistry

Analyte	Result	RL	Units	DF	Analyzed	By	Method
Sodium Adsorption Ratio ^a	11.1		ratio	1	11/03/25 17:28	BR	USDA HANDBOOK 60

(a) Calculated as: $(Na \text{ meq/L}) / \sqrt{[(Ca \text{ meq/L}) + (Mg \text{ meq/L})/2]}$

RL = Reporting Limit

Report of Analysis

Client Sample ID: BKG02@0-0.5'	
Lab Sample ID: DA76752-1B	Date Sampled: 10/29/25
Matrix: SO - Soil	Date Received: 10/29/25
	Percent Solids: 75.8
Project: TASMCOA: Hanscome K11-1	

Hot Water Soluble Boron Metals Analysis

Analyte	Result	RL	Units	DF	Prep	Analyzed By	Method	Prep Method
Boron	1.02	0.50	mg/l	1	10/30/25	11/12/25 BR	SW846 6010C ¹	HWS-B ²

(1) Instrument QC Batch: MA19834

(2) Prep QC Batch: MP44030

RL = Reporting Limit

Report of Analysis

Client Sample ID: BKG02@1-2'	Date Sampled: 10/29/25
Lab Sample ID: DA76752-2	Date Received: 10/29/25
Matrix: SO - Soil	Percent Solids: 65.7
Project: TASMCOA: Hanscome K11-1	

Metals Analysis

Analyte	Result	RL	Units	DF	Prep	Analyzed By	Method	Prep Method
Arsenic	6.3	0.29	mg/kg	10	10/31/25	11/07/25	CDL SW846 6020B ¹	SW846 3050B ²
Barium	227	2.9	mg/kg	10	10/31/25	11/07/25	CDL SW846 6020B ¹	SW846 3050B ²
Cadmium	0.21	0.14	mg/kg	10	10/31/25	11/07/25	CDL SW846 6020B ¹	SW846 3050B ²
Copper	22.1	2.9	mg/kg	10	10/31/25	11/07/25	CDL SW846 6020B ¹	SW846 3050B ²
Lead	18.9	0.72	mg/kg	10	10/31/25	11/07/25	CDL SW846 6020B ¹	SW846 3050B ²
Nickel	17.3	2.9	mg/kg	10	10/31/25	11/07/25	CDL SW846 6020B ¹	SW846 3050B ²
Selenium	5.1	0.29	mg/kg	10	10/31/25	11/07/25	CDL SW846 6020B ¹	SW846 3050B ²
Silver	< 0.14	0.14	mg/kg	10	10/31/25	11/07/25	CDL SW846 6020B ¹	SW846 3050B ²
Zinc	75.4	14	mg/kg	10	10/31/25	11/07/25	CDL SW846 6020B ¹	SW846 3050B ²

(1) Instrument QC Batch: MA19818

(2) Prep QC Batch: MP44073

RL = Reporting Limit

Report of Analysis

Client Sample ID: BKG02@1-2'		Date Sampled: 10/29/25
Lab Sample ID: DA76752-2		Date Received: 10/29/25
Matrix: SO - Soil		Percent Solids: 65.7
Project: TASMCOA: Hanscome K11-1		

General Chemistry

Analyte	Result	RL	Units	DF	Analyzed	By	Method
%solids							
Solids, Percent	65.7		%	1	10/29/25	JL	SM2540G-2011 M
pH-saturated paste method							
pH	7.45		su	1	10/30/25 22:03	GC	WREP-125,4E-SATPASTE
prep: DEPT.OF AG, BOOK N9							
Specific Conductivity	9.6	0.0010	mmhos/cm	1	10/30/25 22:17	GC	SM 2510B-2011 MOD
Chromium, Hexavalent ^a	< 0.59	0.59	mg/kg	1	11/29/25 16:11	ANJ	SW846 3060A/7199

(a) Analysis performed at SGS Dayton, NJ.

RL = Reporting Limit

Report of Analysis

Client Sample ID: BKG02@1-2'	
Lab Sample ID: DA76752-2A	Date Sampled: 10/29/25
Matrix: SO - Soil	Date Received: 10/29/25
	Percent Solids: 65.7
Project: TASMCOA: Hanscome K11-1	

SAR Metals Analysis

Analyte	Result	RL	Units	DF	Prep	Analyzed By	Method	Prep Method
Calcium	637	6.0	mg/l	1	10/31/25	11/03/25 BR	SW846 6010C ¹	USDA HANDBOOK 60 ²
Magnesium	303	3.0	mg/l	1	10/31/25	11/03/25 BR	SW846 6010C ¹	USDA HANDBOOK 60 ²
Sodium	1150	6.0	mg/l	1	10/31/25	11/03/25 BR	SW846 6010C ¹	USDA HANDBOOK 60 ²

(1) Instrument QC Batch: MA19802

(2) Prep QC Batch: MP44045

RL = Reporting Limit

Report of Analysis

Client Sample ID: BKG02@1-2'	
Lab Sample ID: DA76752-2A	Date Sampled: 10/29/25
Matrix: SO - Soil	Date Received: 10/29/25
	Percent Solids: 65.7
Project: TASMCOA: Hanscome K11-1	

General Chemistry

Analyte	Result	RL	Units	DF	Analyzed	By	Method
Sodium Adsorption Ratio ^a	9.39		ratio	1	11/03/25 17:31	BR	USDA HANDBOOK 60

(a) Calculated as: $(Na \text{ meq/L}) / \sqrt{[(Ca \text{ meq/L}) + (Mg \text{ meq/L})/2]}$

RL = Reporting Limit

Report of Analysis

Client Sample ID: BKG02@1-2'	
Lab Sample ID: DA76752-2B	Date Sampled: 10/29/25
Matrix: SO - Soil	Date Received: 10/29/25
	Percent Solids: 65.7
Project: TASMCOA: Hanscome K11-1	

Hot Water Soluble Boron Metals Analysis

Analyte	Result	RL	Units	DF	Prep	Analyzed By	Method	Prep Method
Boron	< 0.50	0.50	mg/l	1	10/30/25	11/12/25 BR	SW846 6010C ¹	HWS-B ²

(1) Instrument QC Batch: MA19834

(2) Prep QC Batch: MP44031

RL = Reporting Limit

Report of Analysis

Client Sample ID: BKG02@2-3'	Date Sampled: 10/29/25
Lab Sample ID: DA76752-3	Date Received: 10/29/25
Matrix: SO - Soil	Percent Solids: 64.5
Project: TASMCOA: Hanscome K11-1	

Metals Analysis

Analyte	Result	RL	Units	DF	Prep	Analyzed By	Method	Prep Method
Arsenic	6.6	0.27	mg/kg	10	10/31/25	11/07/25	CDL SW846 6020B ¹	SW846 3050B ²
Barium	231	2.7	mg/kg	10	10/31/25	11/07/25	CDL SW846 6020B ¹	SW846 3050B ²
Cadmium	0.24	0.14	mg/kg	10	10/31/25	11/07/25	CDL SW846 6020B ¹	SW846 3050B ²
Copper	23.2	2.7	mg/kg	10	10/31/25	11/07/25	CDL SW846 6020B ¹	SW846 3050B ²
Lead	20.4	0.68	mg/kg	10	10/31/25	11/07/25	CDL SW846 6020B ¹	SW846 3050B ²
Nickel	18.1	2.7	mg/kg	10	10/31/25	11/07/25	CDL SW846 6020B ¹	SW846 3050B ²
Selenium	3.7	0.27	mg/kg	10	10/31/25	11/07/25	CDL SW846 6020B ¹	SW846 3050B ²
Silver	< 0.14	0.14	mg/kg	10	10/31/25	11/07/25	CDL SW846 6020B ¹	SW846 3050B ²
Zinc	80.0	14	mg/kg	10	10/31/25	11/07/25	CDL SW846 6020B ¹	SW846 3050B ²

(1) Instrument QC Batch: MA19818

(2) Prep QC Batch: MP44073

RL = Reporting Limit

Report of Analysis

Client Sample ID: BKG02@2-3'	Date Sampled: 10/29/25
Lab Sample ID: DA76752-3	Date Received: 10/29/25
Matrix: SO - Soil	Percent Solids: 64.5
Project: TASMCOA: Hanscome K11-1	

General Chemistry

Analyte	Result	RL	Units	DF	Analyzed	By	Method
%solids							
Solids, Percent	64.5		%	1	10/29/25	JL	SM2540G-2011 M
pH-saturated paste method							
pH	7.66		su	1	10/30/25 22:03	GC	WREP-125,4E-SATPASTE
prep: DEPT.OF AG, BOOK N9							
Specific Conductivity	5.0	0.0010	mmhos/cm	1	10/30/25 22:17	GC	SM 2510B-2011 MOD
Chromium, Hexavalent ^a	< 0.63	0.63	mg/kg	1	11/29/25 16:36	ANJ	SW846 3060A/7199

(a) Analysis performed at SGS Dayton, NJ.

RL = Reporting Limit

Report of Analysis

Client Sample ID: BKG02@2-3'	Date Sampled: 10/29/25
Lab Sample ID: DA76752-3A	Date Received: 10/29/25
Matrix: SO - Soil	Percent Solids: 64.5
Project: TASMCOA: Hanscome K11-1	

SAR Metals Analysis

Analyte	Result	RL	Units	DF	Prep	Analyzed By	Method	Prep Method
Calcium	619	6.0	mg/l	1	10/31/25	11/03/25 BR	SW846 6010C ¹	USDA HANDBOOK 60 ²
Magnesium	178	3.0	mg/l	1	10/31/25	11/03/25 BR	SW846 6010C ¹	USDA HANDBOOK 60 ²
Sodium	433	6.0	mg/l	1	10/31/25	11/03/25 BR	SW846 6010C ¹	USDA HANDBOOK 60 ²

(1) Instrument QC Batch: MA19802

(2) Prep QC Batch: MP44045

RL = Reporting Limit



Report of Analysis

Client Sample ID: BKG02@2-3'		Date Sampled: 10/29/25
Lab Sample ID: DA76752-3A		Date Received: 10/29/25
Matrix: SO - Soil		Percent Solids: 64.5
Project: TASMCOA: Hanscome K11-1		

General Chemistry

Analyte	Result	RL	Units	DF	Analyzed	By	Method
Sodium Adsorption Ratio ^a	3.95		ratio	1	11/03/25 17:32	BR	USDA HANDBOOK 60

(a) Calculated as: $(Na \text{ meq/L}) / \sqrt{[(Ca \text{ meq/L}) + (Mg \text{ meq/L})/2]}$

RL = Reporting Limit

Report of Analysis

Client Sample ID: BKG02@2-3'	
Lab Sample ID: DA76752-3B	Date Sampled: 10/29/25
Matrix: SO - Soil	Date Received: 10/29/25
	Percent Solids: 64.5
Project: TASMCOA: Hanscome K11-1	

Hot Water Soluble Boron Metals Analysis

Analyte	Result	RL	Units	DF	Prep	Analyzed By	Method	Prep Method
Boron	< 0.50	0.50	mg/l	1	10/30/25	11/12/25 BR	SW846 6010C ¹	HWS-B ²

(1) Instrument QC Batch: MA19834

(2) Prep QC Batch: MP44031

RL = Reporting Limit

Report of Analysis

Client Sample ID: BKG03@0-0.5'	Date Sampled: 10/29/25
Lab Sample ID: DA76752-4	Date Received: 10/29/25
Matrix: SO - Soil	Percent Solids: 80.1
Project: TASMCOA: Hanscome K11-1	

Metals Analysis

Analyte	Result	RL	Units	DF	Prep	Analyzed By	Method	Prep Method
Arsenic	4.1	0.23	mg/kg	10	10/31/25	11/07/25	CDL SW846 6020B ¹	SW846 3050B ²
Barium	122	2.3	mg/kg	10	10/31/25	11/07/25	CDL SW846 6020B ¹	SW846 3050B ²
Cadmium	0.24	0.12	mg/kg	10	10/31/25	11/07/25	CDL SW846 6020B ¹	SW846 3050B ²
Copper	14.1	2.3	mg/kg	10	10/31/25	11/07/25	CDL SW846 6020B ¹	SW846 3050B ²
Lead	14.3	0.58	mg/kg	10	10/31/25	11/07/25	CDL SW846 6020B ¹	SW846 3050B ²
Nickel	10.6	2.3	mg/kg	10	10/31/25	11/07/25	CDL SW846 6020B ¹	SW846 3050B ²
Selenium	2.5	0.23	mg/kg	10	10/31/25	11/07/25	CDL SW846 6020B ¹	SW846 3050B ²
Silver	< 0.12	0.12	mg/kg	10	10/31/25	11/07/25	CDL SW846 6020B ¹	SW846 3050B ²
Zinc	48.6	12	mg/kg	10	10/31/25	11/07/25	CDL SW846 6020B ¹	SW846 3050B ²

(1) Instrument QC Batch: MA19818

(2) Prep QC Batch: MP44073

RL = Reporting Limit

Report of Analysis

Client Sample ID: BKG03@0-0.5'	Date Sampled: 10/29/25
Lab Sample ID: DA76752-4	Date Received: 10/29/25
Matrix: SO - Soil	Percent Solids: 80.1
Project: TASMCOA: Hanscome K11-1	

General Chemistry

Analyte	Result	RL	Units	DF	Analyzed	By	Method
%solids							
Solids, Percent	80.1		%	1	10/29/25	JL	SM2540G-2011 M
pH-saturated paste method							
pH	6.02		su	1	10/30/25 22:03	GC	WREP-125,4E-SATPASTE
prep: DEPT.OF AG, BOOK N9							
Specific Conductivity	10.9	0.0010	mmhos/cm	1	10/30/25 22:17	GC	SM 2510B-2011 MOD
Chromium, Hexavalent ^a	< 0.49	0.49	mg/kg	1	11/29/25 16:44	ANJ	SW846 3060A/7199

(a) Analysis performed at SGS Dayton, NJ.

RL = Reporting Limit

Report of Analysis

Client Sample ID: BKG03@0-0.5'	
Lab Sample ID: DA76752-4A	Date Sampled: 10/29/25
Matrix: SO - Soil	Date Received: 10/29/25
	Percent Solids: 80.1
Project: TASMCOA: Hanscome K11-1	

SAR Metals Analysis

Analyte	Result	RL	Units	DF	Prep	Analyzed By	Method	Prep Method
Calcium	489	6.0	mg/l	1	10/31/25	11/03/25 BR	SW846 6010C ¹	USDA HANDBOOK 60 ²
Magnesium	485	3.0	mg/l	1	10/31/25	11/03/25 BR	SW846 6010C ¹	USDA HANDBOOK 60 ²
Sodium	1900	6.0	mg/l	1	10/31/25	11/03/25 BR	SW846 6010C ¹	USDA HANDBOOK 60 ²

(1) Instrument QC Batch: MA19802

(2) Prep QC Batch: MP44045

RL = Reporting Limit

Report of Analysis

Client Sample ID: BKG03@0-0.5'	Date Sampled: 10/29/25
Lab Sample ID: DA76752-4A	Date Received: 10/29/25
Matrix: SO - Soil	Percent Solids: 80.1
Project: TASMCOA: Hanscome K11-1	

General Chemistry

Analyte	Result	RL	Units	DF	Analyzed	By	Method
Sodium Adsorption Ratio ^a	14.6		ratio	1	11/03/25 17:33	BR	USDA HANDBOOK 60

(a) Calculated as: $(Na \text{ meq/L}) / \sqrt{[(Ca \text{ meq/L}) + (Mg \text{ meq/L})/2]}$

RL = Reporting Limit

Report of Analysis

Client Sample ID: BKG03@0-0.5'	
Lab Sample ID: DA76752-4B	Date Sampled: 10/29/25
Matrix: SO - Soil	Date Received: 10/29/25
	Percent Solids: 80.1
Project: TASMCOA: Hanscome K11-1	

Hot Water Soluble Boron Metals Analysis

Analyte	Result	RL	Units	DF	Prep	Analyzed By	Method	Prep Method
Boron	1.56	0.50	mg/l	1	10/30/25	11/12/25 BR	SW846 6010C ¹	HWS-B ²

(1) Instrument QC Batch: MA19834

(2) Prep QC Batch: MP44031

RL = Reporting Limit

Report of Analysis

Client Sample ID: BKG03@1-2'	Date Sampled: 10/29/25
Lab Sample ID: DA76752-5	Date Received: 10/29/25
Matrix: SO - Soil	Percent Solids: 73.8
Project: TASMCOA: Hanscome K11-1	

Metals Analysis

Analyte	Result	RL	Units	DF	Prep	Analyzed By	Method	Prep Method
Arsenic	5.0	0.24	mg/kg	10	10/31/25	11/07/25	CDL SW846 6020B ¹	SW846 3050B ²
Barium	227	2.4	mg/kg	10	10/31/25	11/07/25	CDL SW846 6020B ¹	SW846 3050B ²
Cadmium	0.30	0.12	mg/kg	10	10/31/25	11/07/25	CDL SW846 6020B ¹	SW846 3050B ²
Copper	20.7	2.4	mg/kg	10	10/31/25	11/07/25	CDL SW846 6020B ¹	SW846 3050B ²
Lead	15.7	0.59	mg/kg	10	10/31/25	11/07/25	CDL SW846 6020B ¹	SW846 3050B ²
Nickel	15.2	2.4	mg/kg	10	10/31/25	11/07/25	CDL SW846 6020B ¹	SW846 3050B ²
Selenium	2.9	0.24	mg/kg	10	10/31/25	11/07/25	CDL SW846 6020B ¹	SW846 3050B ²
Silver	< 0.12	0.12	mg/kg	10	10/31/25	11/07/25	CDL SW846 6020B ¹	SW846 3050B ²
Zinc	68.9	12	mg/kg	10	10/31/25	11/07/25	CDL SW846 6020B ¹	SW846 3050B ²

(1) Instrument QC Batch: MA19818

(2) Prep QC Batch: MP44073

RL = Reporting Limit

Report of Analysis

Client Sample ID: BKG03@1-2'	Date Sampled: 10/29/25
Lab Sample ID: DA76752-5	Date Received: 10/29/25
Matrix: SO - Soil	Percent Solids: 73.8
Project: TASMCOA: Hanscome K11-1	

General Chemistry

Analyte	Result	RL	Units	DF	Analyzed	By	Method
%solids							
Solids, Percent	73.8		%	1	10/29/25	JL	SM2540G-2011 M
pH-saturated paste method							
pH	7.85		su	1	10/30/25 22:03	GC	WREP-125,4E-SATPASTE
prep: DEPT.OF AG, BOOK N9							
Specific Conductivity	17.2	0.0010	mmhos/cm	1	10/30/25 22:17	GC	SM 2510B-2011 MOD
Chromium, Hexavalent ^a	< 0.55	0.55	mg/kg	1	11/29/25 17:16	ANJ	SW846 3060A/7199

(a) Analysis performed at SGS Dayton, NJ.

RL = Reporting Limit

Report of Analysis

Client Sample ID: BKG03@1-2'	Date Sampled: 10/29/25
Lab Sample ID: DA76752-5A	Date Received: 10/29/25
Matrix: SO - Soil	Percent Solids: 73.8
Project: TASMCOA: Hanscome K11-1	

SAR Metals Analysis

Analyte	Result	RL	Units	DF	Prep	Analyzed By	Method	Prep Method
Calcium	521	6.0	mg/l	1	10/31/25	11/03/25 BR	SW846 6010C ¹	USDA HANDBOOK 60 ²
Magnesium	747	3.0	mg/l	1	10/31/25	11/03/25 BR	SW846 6010C ¹	USDA HANDBOOK 60 ²
Sodium	3040	6.0	mg/l	1	10/31/25	11/03/25 BR	SW846 6010C ¹	USDA HANDBOOK 60 ²

(1) Instrument QC Batch: MA19802

(2) Prep QC Batch: MP44045

RL = Reporting Limit

Report of Analysis

Client Sample ID: BKG03@1-2'	Date Sampled: 10/29/25
Lab Sample ID: DA76752-5A	Date Received: 10/29/25
Matrix: SO - Soil	Percent Solids: 73.8
Project: TASMCOA: Hanscome K11-1	

General Chemistry

Analyte	Result	RL	Units	DF	Analyzed	By	Method
Sodium Adsorption Ratio ^a	20.0		ratio	1	11/03/25 17:39	BR	USDA HANDBOOK 60

(a) Calculated as: $(Na \text{ meq/L}) / \sqrt{[(Ca \text{ meq/L}) + (Mg \text{ meq/L})/2]}$

RL = Reporting Limit

Report of Analysis

Client Sample ID: BKG03@1-2'	
Lab Sample ID: DA76752-5B	Date Sampled: 10/29/25
Matrix: SO - Soil	Date Received: 10/29/25
	Percent Solids: 73.8
Project: TASMCOA: Hanscome K11-1	

Hot Water Soluble Boron Metals Analysis

Analyte	Result	RL	Units	DF	Prep	Analyzed By	Method	Prep Method
Boron	0.980	0.50	mg/l	1	10/30/25	11/12/25 BR	SW846 6010C ¹	HWS-B ²

(1) Instrument QC Batch: MA19834

(2) Prep QC Batch: MP44031

RL = Reporting Limit

Report of Analysis

Client Sample ID: BKG03@2-3'	Date Sampled: 10/29/25
Lab Sample ID: DA76752-6	Date Received: 10/29/25
Matrix: SO - Soil	Percent Solids: 70.2
Project: TASMCOA: Hanscome K11-1	

Metals Analysis

Analyte	Result	RL	Units	DF	Prep	Analyzed By	Method	Prep Method
Arsenic	3.6	0.26	mg/kg	10	10/31/25	11/07/25	CDL SW846 6020B ¹	SW846 3050B ²
Barium	124	2.6	mg/kg	10	10/31/25	11/07/25	CDL SW846 6020B ¹	SW846 3050B ²
Cadmium	0.27	0.13	mg/kg	10	10/31/25	11/07/25	CDL SW846 6020B ¹	SW846 3050B ²
Copper	18.1	2.6	mg/kg	10	10/31/25	11/07/25	CDL SW846 6020B ¹	SW846 3050B ²
Lead	15.2	0.65	mg/kg	10	10/31/25	11/07/25	CDL SW846 6020B ¹	SW846 3050B ²
Nickel	14.4	2.6	mg/kg	10	10/31/25	11/07/25	CDL SW846 6020B ¹	SW846 3050B ²
Selenium	1.1	0.26	mg/kg	10	10/31/25	11/07/25	CDL SW846 6020B ¹	SW846 3050B ²
Silver	< 0.13	0.13	mg/kg	10	10/31/25	11/07/25	CDL SW846 6020B ¹	SW846 3050B ²
Zinc	60.2	13	mg/kg	10	10/31/25	11/07/25	CDL SW846 6020B ¹	SW846 3050B ²

(1) Instrument QC Batch: MA19818

(2) Prep QC Batch: MP44073

RL = Reporting Limit

Report of Analysis

Client Sample ID: BKG03@2-3'	Date Sampled: 10/29/25
Lab Sample ID: DA76752-6	Date Received: 10/29/25
Matrix: SO - Soil	Percent Solids: 70.2
Project: TASMCOA: Hanscome K11-1	

General Chemistry

Analyte	Result	RL	Units	DF	Analyzed	By	Method
%solids							
Solids, Percent	70.2		%	1	10/29/25	JL	SM2540G-2011 M
pH-saturated paste method							
pH	7.85		su	1	10/30/25 22:03	GC	WREP-125,4E-SATPASTE
prep: DEPT.OF AG, BOOK N9							
Specific Conductivity	4.0	0.0010	mmhos/cm	1	10/30/25 22:17	GC	SM 2510B-2011 MOD
Chromium, Hexavalent ^a	< 0.56	0.56	mg/kg	1	11/29/25 17:39	ANJ	SW846 3060A/7199

(a) Analysis performed at SGS Dayton, NJ.

RL = Reporting Limit

Report of Analysis

Client Sample ID: BKG03@2-3'	Date Sampled: 10/29/25
Lab Sample ID: DA76752-6A	Date Received: 10/29/25
Matrix: SO - Soil	Percent Solids: 70.2
Project: TASMCOA: Hanscome K11-1	

SAR Metals Analysis

Analyte	Result	RL	Units	DF	Prep	Analyzed By	Method	Prep Method
Calcium	147	6.0	mg/l	1	10/31/25	11/03/25 BR	SW846 6010C ¹	USDA HANDBOOK 60 ²
Magnesium	92.1	3.0	mg/l	1	10/31/25	11/03/25 BR	SW846 6010C ¹	USDA HANDBOOK 60 ²
Sodium	535	6.0	mg/l	1	10/31/25	11/03/25 BR	SW846 6010C ¹	USDA HANDBOOK 60 ²

(1) Instrument QC Batch: MA19802

(2) Prep QC Batch: MP44045

RL = Reporting Limit

Report of Analysis

Client Sample ID: BKG03@2-3'		Date Sampled: 10/29/25
Lab Sample ID: DA76752-6A		Date Received: 10/29/25
Matrix: SO - Soil		Percent Solids: 70.2
Project: TASMCOA: Hanscome K11-1		

General Chemistry

Analyte	Result	RL	Units	DF	Analyzed	By	Method
Sodium Adsorption Ratio ^a	8.52		ratio	1	11/03/25 17:41	BR	USDA HANDBOOK 60

(a) Calculated as: $(Na \text{ meq/L}) / \sqrt{[(Ca \text{ meq/L}) + (Mg \text{ meq/L})/2]}$

RL = Reporting Limit

Report of Analysis

Client Sample ID: BKG03@2-3'	
Lab Sample ID: DA76752-6B	Date Sampled: 10/29/25
Matrix: SO - Soil	Date Received: 10/29/25
	Percent Solids: 70.2
Project: TASMCOA: Hanscome K11-1	

Hot Water Soluble Boron Metals Analysis

Analyte	Result	RL	Units	DF	Prep	Analyzed By	Method	Prep Method
Boron	< 0.50	0.50	mg/l	1	10/30/25	11/12/25 BR	SW846 6010C ¹	HWS-B ²

(1) Instrument QC Batch: MA19834

(2) Prep QC Batch: MP44031

RL = Reporting Limit

Report of Analysis

Client Sample ID: BKG04@0-0.5'	Date Sampled: 10/29/25
Lab Sample ID: DA76752-7	Date Received: 10/29/25
Matrix: SO - Soil	Percent Solids: 72.6
Project: TASMCOA: Hanscome K11-1	

Metals Analysis

Analyte	Result	RL	Units	DF	Prep	Analyzed By	Method	Prep Method
Arsenic	5.0	0.25	mg/kg	10	10/31/25	11/07/25	CDL SW846 6020B ¹	SW846 3050B ²
Barium	197	2.5	mg/kg	10	10/31/25	11/07/25	CDL SW846 6020B ¹	SW846 3050B ²
Cadmium	0.29	0.12	mg/kg	10	10/31/25	11/07/25	CDL SW846 6020B ¹	SW846 3050B ²
Copper	19.5	2.5	mg/kg	10	10/31/25	11/07/25	CDL SW846 6020B ¹	SW846 3050B ²
Lead	12.3	0.62	mg/kg	10	10/31/25	11/07/25	CDL SW846 6020B ¹	SW846 3050B ²
Nickel	13.7	2.5	mg/kg	10	10/31/25	11/07/25	CDL SW846 6020B ¹	SW846 3050B ²
Selenium	4.9	0.25	mg/kg	10	10/31/25	11/07/25	CDL SW846 6020B ¹	SW846 3050B ²
Silver	< 0.12	0.12	mg/kg	10	10/31/25	11/07/25	CDL SW846 6020B ¹	SW846 3050B ²
Zinc	59.8	12	mg/kg	10	10/31/25	11/07/25	CDL SW846 6020B ¹	SW846 3050B ²

(1) Instrument QC Batch: MA19818

(2) Prep QC Batch: MP44073

RL = Reporting Limit

Report of Analysis

Client Sample ID: BKG04@0-0.5'	Date Sampled: 10/29/25
Lab Sample ID: DA76752-7	Date Received: 10/29/25
Matrix: SO - Soil	Percent Solids: 72.6
Project: TASMCOA: Hanscome K11-1	

General Chemistry

Analyte	Result	RL	Units	DF	Analyzed	By	Method
%solids							
Solids, Percent	72.6		%	1	10/29/25	JL	SM2540G-2011 M
pH-saturated paste method							
pH	7.82		su	1	10/30/25 22:03	GC	WREP-125,4E-SATPASTE
prep: DEPT.OF AG, BOOK N9							
Specific Conductivity	16.4	0.0010	mmhos/cm	1	10/30/25 22:17	GC	SM 2510B-2011 MOD
Chromium, Hexavalent ^a	< 0.57	0.57	mg/kg	1	11/29/25 17:47	ANJ	SW846 3060A/7199

(a) Analysis performed at SGS Dayton, NJ.

RL = Reporting Limit

Report of Analysis

Client Sample ID: BKG04@0-0.5'	
Lab Sample ID: DA76752-7A	Date Sampled: 10/29/25
Matrix: SO - Soil	Date Received: 10/29/25
	Percent Solids: 72.6
Project: TASMCOA: Hanscome K11-1	

SAR Metals Analysis

Analyte	Result	RL	Units	DF	Prep	Analyzed By	Method	Prep Method
Calcium	555	6.0	mg/l	1	10/31/25	11/03/25 BR	SW846 6010C ¹	USDA HANDBOOK 60 ²
Magnesium	572	3.0	mg/l	1	10/31/25	11/03/25 BR	SW846 6010C ¹	USDA HANDBOOK 60 ²
Sodium	2780	6.0	mg/l	1	10/31/25	11/03/25 BR	SW846 6010C ¹	USDA HANDBOOK 60 ²

(1) Instrument QC Batch: MA19802

(2) Prep QC Batch: MP44045

RL = Reporting Limit

Report of Analysis

Client Sample ID: BKG04@0-0.5'	
Lab Sample ID: DA76752-7A	Date Sampled: 10/29/25
Matrix: SO - Soil	Date Received: 10/29/25
	Percent Solids: 72.6
Project: TASMCOA: Hanscome K11-1	

General Chemistry

Analyte	Result	RL	Units	DF	Analyzed	By	Method
Sodium Adsorption Ratio ^a	19.8		ratio	1	11/03/25 17:42	BR	USDA HANDBOOK 60

(a) Calculated as: $(Na \text{ meq/L}) / \sqrt{[(Ca \text{ meq/L}) + (Mg \text{ meq/L})/2]}$

RL = Reporting Limit

Report of Analysis

Client Sample ID: BKG04@0-0.5'	
Lab Sample ID: DA76752-7B	Date Sampled: 10/29/25
Matrix: SO - Soil	Date Received: 10/29/25
	Percent Solids: 72.6
Project: TASMCOA: Hanscome K11-1	

Hot Water Soluble Boron Metals Analysis

Analyte	Result	RL	Units	DF	Prep	Analyzed By	Method	Prep Method
Boron	< 0.50	0.50	mg/l	1	10/30/25	11/12/25 BR	SW846 6010C ¹	HWS-B ²

(1) Instrument QC Batch: MA19834

(2) Prep QC Batch: MP44031

RL = Reporting Limit

Report of Analysis

Client Sample ID: BKG04@1-2'		Date Sampled: 10/29/25
Lab Sample ID: DA76752-8		Date Received: 10/29/25
Matrix: SO - Soil		Percent Solids: 72.4
Project: TASMCOA: Hanscome K11-1		

Metals Analysis

Analyte	Result	RL	Units	DF	Prep	Analyzed By	Method	Prep Method
Arsenic	4.6	0.27	mg/kg	10	10/31/25	11/07/25	CDL SW846 6020B ¹	SW846 3050B ²
Barium	150	2.7	mg/kg	10	10/31/25	11/07/25	CDL SW846 6020B ¹	SW846 3050B ²
Cadmium	0.25	0.14	mg/kg	10	10/31/25	11/07/25	CDL SW846 6020B ¹	SW846 3050B ²
Copper	18.0	2.7	mg/kg	10	10/31/25	11/07/25	CDL SW846 6020B ¹	SW846 3050B ²
Lead	12.1	0.68	mg/kg	10	10/31/25	11/07/25	CDL SW846 6020B ¹	SW846 3050B ²
Nickel	13.4	2.7	mg/kg	10	10/31/25	11/07/25	CDL SW846 6020B ¹	SW846 3050B ²
Selenium	5.4	0.27	mg/kg	10	10/31/25	11/07/25	CDL SW846 6020B ¹	SW846 3050B ²
Silver	< 0.14	0.14	mg/kg	10	10/31/25	11/07/25	CDL SW846 6020B ¹	SW846 3050B ²
Zinc	57.6	14	mg/kg	10	10/31/25	11/07/25	CDL SW846 6020B ¹	SW846 3050B ²

(1) Instrument QC Batch: MA19818

(2) Prep QC Batch: MP44073

RL = Reporting Limit

Report of Analysis

Client Sample ID: BKG04@1-2'	Date Sampled: 10/29/25
Lab Sample ID: DA76752-8	Date Received: 10/29/25
Matrix: SO - Soil	Percent Solids: 72.4
Project: TASMCOA: Hanscome K11-1	

General Chemistry

Analyte	Result	RL	Units	DF	Analyzed	By	Method
%solids							
Solids, Percent	72.4		%	1	10/29/25	JL	SM2540G-2011 M
pH-saturated paste method							
pH	7.74		su	1	10/30/25 22:03	GC	WREP-125,4E-SATPASTE
prep: DEPT.OF AG, BOOK N9							
Specific Conductivity	14.6	0.0010	mmhos/cm	1	10/30/25 22:17	GC	SM 2510B-2011 MOD
Chromium, Hexavalent ^a	< 0.54	0.54	mg/kg	1	11/29/25 18:03	ANJ	SW846 3060A/7199

(a) Analysis performed at SGS Dayton, NJ.

RL = Reporting Limit

Report of Analysis

Client Sample ID: BKG04@1-2'		Date Sampled: 10/29/25
Lab Sample ID: DA76752-8A		Date Received: 10/29/25
Matrix: SO - Soil		Percent Solids: 72.4
Project: TASMCOA: Hanscome K11-1		

SAR Metals Analysis

Analyte	Result	RL	Units	DF	Prep	Analyzed By	Method	Prep Method
Calcium	561	6.0	mg/l	1	10/31/25	11/03/25 BR	SW846 6010C ¹	USDA HANDBOOK 60 ²
Magnesium	562	3.0	mg/l	1	10/31/25	11/03/25 BR	SW846 6010C ¹	USDA HANDBOOK 60 ²
Sodium	2610	6.0	mg/l	1	10/31/25	11/03/25 BR	SW846 6010C ¹	USDA HANDBOOK 60 ²

(1) Instrument QC Batch: MA19802

(2) Prep QC Batch: MP44045

RL = Reporting Limit

Report of Analysis

Client Sample ID: BKG04@1-2'	
Lab Sample ID: DA76752-8A	Date Sampled: 10/29/25
Matrix: SO - Soil	Date Received: 10/29/25
	Percent Solids: 72.4
Project: TASMCOA: Hanscome K11-1	

General Chemistry

Analyte	Result	RL	Units	DF	Analyzed	By	Method
Sodium Adsorption Ratio ^a	18.6		ratio	1	11/03/25 17:44	BR	USDA HANDBOOK 60

(a) Calculated as: $(Na \text{ meq/L}) / \sqrt{[(Ca \text{ meq/L}) + (Mg \text{ meq/L})/2]}$

RL = Reporting Limit

Report of Analysis

Client Sample ID: BKG04@1-2'	
Lab Sample ID: DA76752-8B	Date Sampled: 10/29/25
Matrix: SO - Soil	Date Received: 10/29/25
	Percent Solids: 72.4
Project: TASMCOA: Hanscome K11-1	

Hot Water Soluble Boron Metals Analysis

Analyte	Result	RL	Units	DF	Prep	Analyzed By	Method	Prep Method
Boron	< 0.50	0.50	mg/l	1	10/30/25	11/12/25 BR	SW846 6010C ¹	HWS-B ²

(1) Instrument QC Batch: MA19834

(2) Prep QC Batch: MP44031

RL = Reporting Limit

Report of Analysis

Client Sample ID: BKG04@2-3'	Date Sampled: 10/29/25
Lab Sample ID: DA76752-9	Date Received: 10/29/25
Matrix: SO - Soil	Percent Solids: 73.4
Project: TASMCOA: Hanscome K11-1	

Metals Analysis

Analyte	Result	RL	Units	DF	Prep	Analyzed By	Method	Prep Method
Arsenic	2.7	0.24	mg/kg	10	10/31/25	11/07/25	CDL SW846 6020B ¹	SW846 3050B ²
Barium	137	2.4	mg/kg	10	10/31/25	11/07/25	CDL SW846 6020B ¹	SW846 3050B ²
Cadmium	0.24	0.12	mg/kg	10	10/31/25	11/07/25	CDL SW846 6020B ¹	SW846 3050B ²
Copper	13.8	2.4	mg/kg	10	10/31/25	11/07/25	CDL SW846 6020B ¹	SW846 3050B ²
Lead	12.3	0.60	mg/kg	10	10/31/25	11/07/25	CDL SW846 6020B ¹	SW846 3050B ²
Nickel	11.6	2.4	mg/kg	10	10/31/25	11/07/25	CDL SW846 6020B ¹	SW846 3050B ²
Selenium	3.0	0.24	mg/kg	10	10/31/25	11/07/25	CDL SW846 6020B ¹	SW846 3050B ²
Silver	< 0.12	0.12	mg/kg	10	10/31/25	11/07/25	CDL SW846 6020B ¹	SW846 3050B ²
Zinc	48.3	12	mg/kg	10	10/31/25	11/07/25	CDL SW846 6020B ¹	SW846 3050B ²

(1) Instrument QC Batch: MA19818

(2) Prep QC Batch: MP44073

RL = Reporting Limit

Report of Analysis

Client Sample ID: BKG04@2-3'	Date Sampled: 10/29/25
Lab Sample ID: DA76752-9	Date Received: 10/29/25
Matrix: SO - Soil	Percent Solids: 73.4
Project: TASMCOA: Hanscome K11-1	

General Chemistry

Analyte	Result	RL	Units	DF	Analyzed	By	Method
%solids							
Solids, Percent	73.4		%	1	10/29/25	JL	SM2540G-2011 M
pH-saturated paste method							
pH	8.19		su	1	10/30/25 22:03	GC	WREP-125,4E-SATPASTE
prep: DEPT.OF AG, BOOK N9							
Specific Conductivity	5.0	0.0010	mmhos/cm	1	10/30/25 22:17	GC	SM 2510B-2011 MOD
Chromium, Hexavalent ^a	< 0.53	0.53	mg/kg	1	11/29/25 18:27	ANJ	SW846 3060A/7199

(a) Analysis performed at SGS Dayton, NJ.

RL = Reporting Limit

Report of Analysis

Client Sample ID: BKG04@2-3'	Date Sampled: 10/29/25
Lab Sample ID: DA76752-9A	Date Received: 10/29/25
Matrix: SO - Soil	Percent Solids: 73.4
Project: TASMCOA: Hanscome K11-1	

SAR Metals Analysis

Analyte	Result	RL	Units	DF	Prep	Analyzed By	Method	Prep Method
Calcium	81.7	6.0	mg/l	1	10/31/25	11/03/25 BR	SW846 6010C ¹	USDA HANDBOOK 60 ²
Magnesium	87.4	3.0	mg/l	1	10/31/25	11/03/25 BR	SW846 6010C ¹	USDA HANDBOOK 60 ²
Sodium	774	6.0	mg/l	1	10/31/25	11/03/25 BR	SW846 6010C ¹	USDA HANDBOOK 60 ²

(1) Instrument QC Batch: MA19802

(2) Prep QC Batch: MP44045

RL = Reporting Limit

Report of Analysis

Client Sample ID: BKG04@2-3'	Date Sampled: 10/29/25
Lab Sample ID: DA76752-9A	Date Received: 10/29/25
Matrix: SO - Soil	Percent Solids: 73.4
Project: TASMCOA: Hanscome K11-1	

General Chemistry

Analyte	Result	RL	Units	DF	Analyzed	By	Method
Sodium Adsorption Ratio ^a	14.2		ratio	1	11/03/25 17:45	BR	USDA HANDBOOK 60

(a) Calculated as: $(Na \text{ meq/L}) / \sqrt{[(Ca \text{ meq/L}) + (Mg \text{ meq/L})/2]}$

RL = Reporting Limit

Report of Analysis

Client Sample ID: BKG04@2-3'	
Lab Sample ID: DA76752-9B	Date Sampled: 10/29/25
Matrix: SO - Soil	Date Received: 10/29/25
	Percent Solids: 73.4
Project: TASMCOA: Hanscome K11-1	

Hot Water Soluble Boron Metals Analysis

Analyte	Result	RL	Units	DF	Prep	Analyzed By	Method	Prep Method
Boron	< 0.50	0.50	mg/l	1	10/30/25	11/12/25 BR	SW846 6010C ¹	HWS-B ²

(1) Instrument QC Batch: MA19834

(2) Prep QC Batch: MP44031

RL = Reporting Limit

Report of Analysis

Client Sample ID: BKG05@0-0.5'	Date Sampled: 10/29/25
Lab Sample ID: DA76752-10	Date Received: 10/29/25
Matrix: SO - Soil	Percent Solids: 73.9
Project: TASMCOA: Hanscome K11-1	

Metals Analysis

Analyte	Result	RL	Units	DF	Prep	Analyzed By	Method	Prep Method
Arsenic	3.5	0.27	mg/kg	10	10/31/25	11/07/25	CDL SW846 6020B ¹	SW846 3050B ²
Barium	323	2.7	mg/kg	10	10/31/25	11/07/25	CDL SW846 6020B ¹	SW846 3050B ²
Cadmium	0.27	0.14	mg/kg	10	10/31/25	11/07/25	CDL SW846 6020B ¹	SW846 3050B ²
Copper	16.4	2.7	mg/kg	10	10/31/25	11/07/25	CDL SW846 6020B ¹	SW846 3050B ²
Lead	9.5	0.68	mg/kg	10	10/31/25	11/07/25	CDL SW846 6020B ¹	SW846 3050B ²
Nickel	10.3	2.7	mg/kg	10	10/31/25	11/07/25	CDL SW846 6020B ¹	SW846 3050B ²
Selenium	1.9	0.27	mg/kg	10	10/31/25	11/07/25	CDL SW846 6020B ¹	SW846 3050B ²
Silver	< 0.14	0.14	mg/kg	10	10/31/25	11/07/25	CDL SW846 6020B ¹	SW846 3050B ²
Zinc	50.4	14	mg/kg	10	10/31/25	11/07/25	CDL SW846 6020B ¹	SW846 3050B ²

(1) Instrument QC Batch: MA19818

(2) Prep QC Batch: MP44073

RL = Reporting Limit

Report of Analysis

Client Sample ID: BKG05@0-0.5'	Date Sampled: 10/29/25
Lab Sample ID: DA76752-10	Date Received: 10/29/25
Matrix: SO - Soil	Percent Solids: 73.9
Project: TASMCOA: Hanscome K11-1	

General Chemistry

Analyte	Result	RL	Units	DF	Analyzed	By	Method
%solids							
Solids, Percent	73.9		%	1	10/29/25	JL	SM2540G-2011 M
pH-saturated paste method							
pH	7.92		su	1	10/30/25 22:03	GC	WREP-125,4E-SATPASTE
prep: DEPT.OF AG, BOOK N9							
Specific Conductivity	23.9	0.0010	mmhos/cm	1	10/30/25 22:17	GC	SM 2510B-2011 MOD
Chromium, Hexavalent ^a	< 0.54	0.54	mg/kg	1	11/29/25 18:35	ANJ	SW846 3060A/7199

(a) Analysis performed at SGS Dayton, NJ.

RL = Reporting Limit

Report of Analysis

Client Sample ID: BKG05@0-0.5'	
Lab Sample ID: DA76752-10A	Date Sampled: 10/29/25
Matrix: SO - Soil	Date Received: 10/29/25
	Percent Solids: 73.9
Project: TASMCOA: Hanscome K11-1	

SAR Metals Analysis

Analyte	Result	RL	Units	DF	Prep	Analyzed By	Method	Prep Method
Calcium	623	6.0	mg/l	1	10/31/25	11/03/25 BR	SW846 6010C ¹	USDA HANDBOOK 60 ²
Magnesium	1080	3.0	mg/l	1	10/31/25	11/03/25 BR	SW846 6010C ¹	USDA HANDBOOK 60 ²
Sodium	5370	6.0	mg/l	1	10/31/25	11/03/25 BR	SW846 6010C ¹	USDA HANDBOOK 60 ²

(1) Instrument QC Batch: MA19802

(2) Prep QC Batch: MP44045

RL = Reporting Limit

Report of Analysis

Client Sample ID: BKG05@0-0.5'	
Lab Sample ID: DA76752-10A	Date Sampled: 10/29/25
Matrix: SO - Soil	Date Received: 10/29/25
	Percent Solids: 73.9
Project: TASMCOA: Hanscome K11-1	

General Chemistry

Analyte	Result	RL	Units	DF	Analyzed	By	Method
Sodium Adsorption Ratio ^a	30.2		ratio	1	11/03/25 17:59	BR	USDA HANDBOOK 60

(a) Calculated as: $(Na \text{ meq/L}) / \sqrt{[(Ca \text{ meq/L}) + (Mg \text{ meq/L})/2]}$

RL = Reporting Limit

Report of Analysis

Client Sample ID: BKG05@0-0.5'	
Lab Sample ID: DA76752-10B	Date Sampled: 10/29/25
Matrix: SO - Soil	Date Received: 10/29/25
	Percent Solids: 73.9
Project: TASMCOA: Hanscome K11-1	

Hot Water Soluble Boron Metals Analysis

Analyte	Result	RL	Units	DF	Prep	Analyzed By	Method	Prep Method
Boron	0.990	0.50	mg/l	1	10/30/25	11/12/25 BR	SW846 6010C ¹	HWS-B ²

(1) Instrument QC Batch: MA19834

(2) Prep QC Batch: MP44031

RL = Reporting Limit

Report of Analysis

Client Sample ID: BKG05@1-2'	Date Sampled: 10/29/25
Lab Sample ID: DA76752-11	Date Received: 10/29/25
Matrix: SO - Soil	Percent Solids: 71.8
Project: TASMCOA: Hanscome K11-1	

Metals Analysis

Analyte	Result	RL	Units	DF	Prep	Analyzed By	Method	Prep Method
Arsenic	5.4	0.25	mg/kg	10	10/31/25	11/07/25	CDL SW846 6020B ¹	SW846 3050B ²
Barium	173	2.5	mg/kg	10	10/31/25	11/07/25	CDL SW846 6020B ¹	SW846 3050B ²
Cadmium	0.25	0.13	mg/kg	10	10/31/25	11/07/25	CDL SW846 6020B ¹	SW846 3050B ²
Copper	17.3	2.5	mg/kg	10	10/31/25	11/07/25	CDL SW846 6020B ¹	SW846 3050B ²
Lead	12.5	0.63	mg/kg	10	10/31/25	11/07/25	CDL SW846 6020B ¹	SW846 3050B ²
Nickel	13.6	2.5	mg/kg	10	10/31/25	11/07/25	CDL SW846 6020B ¹	SW846 3050B ²
Selenium	6.5	0.25	mg/kg	10	10/31/25	11/07/25	CDL SW846 6020B ¹	SW846 3050B ²
Silver	< 0.13	0.13	mg/kg	10	10/31/25	11/07/25	CDL SW846 6020B ¹	SW846 3050B ²
Zinc	66.0	13	mg/kg	10	10/31/25	11/07/25	CDL SW846 6020B ¹	SW846 3050B ²

(1) Instrument QC Batch: MA19818

(2) Prep QC Batch: MP44073

RL = Reporting Limit

Report of Analysis

Client Sample ID: BKG05@1-2'	Date Sampled: 10/29/25
Lab Sample ID: DA76752-11	Date Received: 10/29/25
Matrix: SO - Soil	Percent Solids: 71.8
Project: TASMCOA: Hanscome K11-1	

General Chemistry

Analyte	Result	RL	Units	DF	Analyzed	By	Method
%solids							
Solids, Percent	71.8		%	1	10/29/25	JL	SM2540G-2011 M
pH-saturated paste method							
pH	7.84		su	1	10/30/25 22:03	GC	WREP-125,4E-SATPASTE
prep: DEPT.OF AG, BOOK N9							
Specific Conductivity	17.0	0.0010	mmhos/cm	1	10/30/25 22:17	GC	SM 2510B-2011 MOD
Chromium, Hexavalent ^a	< 0.54	0.54	mg/kg	1	11/29/25 18:51	ANJ	SW846 3060A/7199

(a) Analysis performed at SGS Dayton, NJ.

RL = Reporting Limit

Report of Analysis

Client Sample ID: BKG05@1-2'	Date Sampled: 10/29/25
Lab Sample ID: DA76752-11A	Date Received: 10/29/25
Matrix: SO - Soil	Percent Solids: 71.8
Project: TASMCOA: Hanscome K11-1	

SAR Metals Analysis

Analyte	Result	RL	Units	DF	Prep	Analyzed By	Method	Prep Method
Calcium	592	6.0	mg/l	1	10/31/25	11/03/25 BR	SW846 6010C ¹	USDA HANDBOOK 60 ²
Magnesium	681	3.0	mg/l	1	10/31/25	11/03/25 BR	SW846 6010C ¹	USDA HANDBOOK 60 ²
Sodium	3670	6.0	mg/l	1	10/31/25	11/03/25 BR	SW846 6010C ¹	USDA HANDBOOK 60 ²

(1) Instrument QC Batch: MA19802

(2) Prep QC Batch: MP44045

RL = Reporting Limit

Report of Analysis

Client Sample ID: BKG05@1-2'		Date Sampled: 10/29/25
Lab Sample ID: DA76752-11A		Date Received: 10/29/25
Matrix: SO - Soil		Percent Solids: 71.8
Project: TASMCOA: Hanscome K11-1		

General Chemistry

Analyte	Result	RL	Units	DF	Analyzed	By	Method
Sodium Adsorption Ratio ^a	24.4		ratio	1	11/03/25 18:00	BR	USDA HANDBOOK 60

(a) Calculated as: $(Na \text{ meq/L}) / \sqrt{[(Ca \text{ meq/L}) + (Mg \text{ meq/L})/2]}$

RL = Reporting Limit

Report of Analysis

Client Sample ID: BKG05@1-2'	
Lab Sample ID: DA76752-11B	Date Sampled: 10/29/25
Matrix: SO - Soil	Date Received: 10/29/25
	Percent Solids: 71.8
Project: TASMCOA: Hanscome K11-1	

Hot Water Soluble Boron Metals Analysis

Analyte	Result	RL	Units	DF	Prep	Analyzed By	Method	Prep Method
Boron	0.519	0.50	mg/l	1	10/30/25	11/12/25 BR	SW846 6010C ¹	HWS-B ²

(1) Instrument QC Batch: MA19834

(2) Prep QC Batch: MP44031

RL = Reporting Limit

Report of Analysis

Client Sample ID: BKG05@2-3'		Date Sampled: 10/29/25
Lab Sample ID: DA76752-12		Date Received: 10/29/25
Matrix: SO - Soil		Percent Solids: 71.9
Project: TASMCOA: Hanscome K11-1		

Metals Analysis

Analyte	Result	RL	Units	DF	Prep	Analyzed By	Method	Prep Method
Arsenic	5.1	0.26	mg/kg	10	10/31/25	11/07/25	CDL SW846 6020B ¹	SW846 3050B ²
Barium	191	2.6	mg/kg	10	10/31/25	11/07/25	CDL SW846 6020B ¹	SW846 3050B ²
Cadmium	0.28	0.13	mg/kg	10	10/31/25	11/07/25	CDL SW846 6020B ¹	SW846 3050B ²
Copper	21.0	2.6	mg/kg	10	10/31/25	11/07/25	CDL SW846 6020B ¹	SW846 3050B ²
Lead	14.5	0.64	mg/kg	10	10/31/25	11/07/25	CDL SW846 6020B ¹	SW846 3050B ²
Nickel	15.6	2.6	mg/kg	10	10/31/25	11/07/25	CDL SW846 6020B ¹	SW846 3050B ²
Selenium	18.0	0.26	mg/kg	10	10/31/25	11/07/25	CDL SW846 6020B ¹	SW846 3050B ²
Silver	< 0.13	0.13	mg/kg	10	10/31/25	11/07/25	CDL SW846 6020B ¹	SW846 3050B ²
Zinc	78.5	13	mg/kg	10	10/31/25	11/07/25	CDL SW846 6020B ¹	SW846 3050B ²

(1) Instrument QC Batch: MA19818

(2) Prep QC Batch: MP44073

RL = Reporting Limit

Report of Analysis

Client Sample ID: BKG05@2-3'	Date Sampled: 10/29/25
Lab Sample ID: DA76752-12	Date Received: 10/29/25
Matrix: SO - Soil	Percent Solids: 71.9
Project: TASMCOA: Hanscome K11-1	

General Chemistry

Analyte	Result	RL	Units	DF	Analyzed	By	Method
%solids							
Solids, Percent	71.9		%	1	10/29/25	JL	SM2540G-2011 M
pH-saturated paste method							
pH	7.74		su	1	10/30/25 22:03	GC	WREP-125,4E-SATPASTE
prep: DEPT.OF AG, BOOK N9							
Specific Conductivity	14.8	0.0010	mmhos/cm	1	10/30/25 22:17	GC	SM 2510B-2011 MOD
Chromium, Hexavalent ^a	< 0.57	0.57	mg/kg	1	11/28/25 23:19	ANJ	SW846 3060A/7199

(a) Analysis performed at SGS Dayton, NJ.

RL = Reporting Limit

Report of Analysis

Client Sample ID: BKG05@2-3'		Date Sampled: 10/29/25
Lab Sample ID: DA76752-12A		Date Received: 10/29/25
Matrix: SO - Soil		Percent Solids: 71.9
Project: TASMCOA: Hanscome K11-1		

SAR Metals Analysis

Analyte	Result	RL	Units	DF	Prep	Analyzed By	Method	Prep Method
Calcium	476	6.0	mg/l	1	10/31/25	11/03/25 BR	SW846 6010C ¹	USDA HANDBOOK 60 ²
Magnesium	492	3.0	mg/l	1	10/31/25	11/03/25 BR	SW846 6010C ¹	USDA HANDBOOK 60 ²
Sodium	2670	6.0	mg/l	1	10/31/25	11/03/25 BR	SW846 6010C ¹	USDA HANDBOOK 60 ²

(1) Instrument QC Batch: MA19802

(2) Prep QC Batch: MP44045

RL = Reporting Limit

Report of Analysis

Client Sample ID: BKG05@2-3'	Date Sampled: 10/29/25
Lab Sample ID: DA76752-12A	Date Received: 10/29/25
Matrix: SO - Soil	Percent Solids: 71.9
Project: TASMCOA: Hanscome K11-1	

General Chemistry

Analyte	Result	RL	Units	DF	Analyzed	By	Method
Sodium Adsorption Ratio ^a	20.5		ratio	1	11/03/25 18:02	BR	USDA HANDBOOK 60

(a) Calculated as: $(Na \text{ meq/L}) / \sqrt{[(Ca \text{ meq/L}) + (Mg \text{ meq/L})/2]}$

RL = Reporting Limit

Report of Analysis

Client Sample ID: BKG05@2-3'	
Lab Sample ID: DA76752-12B	Date Sampled: 10/29/25
Matrix: SO - Soil	Date Received: 10/29/25
	Percent Solids: 71.9
Project: TASMCOA: Hanscome K11-1	

Hot Water Soluble Boron Metals Analysis

Analyte	Result	RL	Units	DF	Prep	Analyzed By	Method	Prep Method
Boron	< 0.50	0.50	mg/l	1	10/30/25	11/12/25 BR	SW846 6010C ¹	HWS-B ²

(1) Instrument QC Batch: MA19834

(2) Prep QC Batch: MP44031

RL = Reporting Limit

Report of Analysis

Client Sample ID: BKG06@0-0.5'	Date Sampled: 10/29/25
Lab Sample ID: DA76752-13	Date Received: 10/29/25
Matrix: SO - Soil	Percent Solids: 77.1
Project: TASMCOA: Hanscome K11-1	

Metals Analysis

Analyte	Result	RL	Units	DF	Prep	Analyzed By	Method	Prep Method
Arsenic	3.6	0.24	mg/kg	10	10/31/25	11/07/25	CDL SW846 6020B ¹	SW846 3050B ²
Barium	141	2.4	mg/kg	10	10/31/25	11/07/25	CDL SW846 6020B ¹	SW846 3050B ²
Cadmium	0.24	0.12	mg/kg	10	10/31/25	11/07/25	CDL SW846 6020B ¹	SW846 3050B ²
Copper	32.7	2.4	mg/kg	10	10/31/25	11/07/25	CDL SW846 6020B ¹	SW846 3050B ²
Lead	24.1	0.61	mg/kg	10	10/31/25	11/07/25	CDL SW846 6020B ¹	SW846 3050B ²
Nickel	10.7	2.4	mg/kg	10	10/31/25	11/07/25	CDL SW846 6020B ¹	SW846 3050B ²
Selenium	4.5	0.24	mg/kg	10	10/31/25	11/07/25	CDL SW846 6020B ¹	SW846 3050B ²
Silver	< 0.12	0.12	mg/kg	10	10/31/25	11/07/25	CDL SW846 6020B ¹	SW846 3050B ²
Zinc	61.9	12	mg/kg	10	10/31/25	11/07/25	CDL SW846 6020B ¹	SW846 3050B ²

(1) Instrument QC Batch: MA19818

(2) Prep QC Batch: MP44073

RL = Reporting Limit

Report of Analysis

Client Sample ID: BKG06@0-0.5'	Date Sampled: 10/29/25
Lab Sample ID: DA76752-13	Date Received: 10/29/25
Matrix: SO - Soil	Percent Solids: 77.1
Project: TASMCOA: Hanscome K11-1	

General Chemistry

Analyte	Result	RL	Units	DF	Analyzed	By	Method
%solids							
Solids, Percent	77.1		%	1	10/29/25	JL	SM2540G-2011 M
pH-saturated paste method							
pH	7.90		su	1	10/30/25 22:03	GC	WREP-125,4E-SATPASTE
prep: DEPT.OF AG, BOOK N9							
Specific Conductivity	10.5	0.0010	mmhos/cm	1	10/30/25 22:17	GC	SM 2510B-2011 MOD
Chromium, Hexavalent ^a	< 0.50	0.50	mg/kg	1	11/29/25 18:22	ANJ	SW846 3060A/7199

(a) Analysis performed at SGS Dayton, NJ.

RL = Reporting Limit

Report of Analysis

Client Sample ID: BKG06@0-0.5'	
Lab Sample ID: DA76752-13A	Date Sampled: 10/29/25
Matrix: SO - Soil	Date Received: 10/29/25
	Percent Solids: 77.1
Project: TASMCOA: Hanscome K11-1	

SAR Metals Analysis

Analyte	Result	RL	Units	DF	Prep	Analyzed By	Method	Prep Method
Calcium	641	6.0	mg/l	1	10/31/25	11/03/25 BR	SW846 6010C ¹	USDA HANDBOOK 60 ²
Magnesium	528	3.0	mg/l	1	10/31/25	11/03/25 BR	SW846 6010C ¹	USDA HANDBOOK 60 ²
Sodium	1800	6.0	mg/l	1	10/31/25	11/03/25 BR	SW846 6010C ¹	USDA HANDBOOK 60 ²

(1) Instrument QC Batch: MA19802

(2) Prep QC Batch: MP44045

RL = Reporting Limit

Report of Analysis

Client Sample ID: BKG06@0-0.5'	Date Sampled: 10/29/25
Lab Sample ID: DA76752-13A	Date Received: 10/29/25
Matrix: SO - Soil	Percent Solids: 77.1
Project: TASMCOA: Hanscome K11-1	

General Chemistry

Analyte	Result	RL	Units	DF	Analyzed	By	Method
Sodium Adsorption Ratio ^a	12.8		ratio	1	11/03/25 18:04	BR	USDA HANDBOOK 60

(a) Calculated as: $(Na \text{ meq/L}) / \sqrt{[(Ca \text{ meq/L}) + (Mg \text{ meq/L})/2]}$

RL = Reporting Limit

Report of Analysis

Client Sample ID: BKG06@0-0.5'	
Lab Sample ID: DA76752-13B	Date Sampled: 10/29/25
Matrix: SO - Soil	Date Received: 10/29/25
	Percent Solids: 77.1
Project: TASMCOA: Hanscome K11-1	

Hot Water Soluble Boron Metals Analysis

Analyte	Result	RL	Units	DF	Prep	Analyzed By	Method	Prep Method
Boron	1.47	0.50	mg/l	1	10/30/25	11/12/25 BR	SW846 6010C ¹	HWS-B ²

(1) Instrument QC Batch: MA19834

(2) Prep QC Batch: MP44031

RL = Reporting Limit

Report of Analysis

Client Sample ID: BKG06@1-2'	Date Sampled: 10/29/25
Lab Sample ID: DA76752-14	Date Received: 10/29/25
Matrix: SO - Soil	Percent Solids: 71.6
Project: TASMCOA: Hanscome K11-1	

Metals Analysis

Analyte	Result	RL	Units	DF	Prep	Analyzed By	Method	Prep Method
Arsenic	3.8	0.26	mg/kg	10	10/31/25	11/07/25	CDL SW846 6020B ¹	SW846 3050B ²
Barium	189	2.6	mg/kg	10	10/31/25	11/07/25	CDL SW846 6020B ¹	SW846 3050B ²
Cadmium	0.30	0.13	mg/kg	10	10/31/25	11/07/25	CDL SW846 6020B ¹	SW846 3050B ²
Copper	17.6	2.6	mg/kg	10	10/31/25	11/07/25	CDL SW846 6020B ¹	SW846 3050B ²
Lead	14.2	0.66	mg/kg	10	10/31/25	11/07/25	CDL SW846 6020B ¹	SW846 3050B ²
Nickel	16.3	2.6	mg/kg	10	10/31/25	11/07/25	CDL SW846 6020B ¹	SW846 3050B ²
Selenium	1.5	0.26	mg/kg	10	10/31/25	11/07/25	CDL SW846 6020B ¹	SW846 3050B ²
Silver	< 0.13	0.13	mg/kg	10	10/31/25	11/07/25	CDL SW846 6020B ¹	SW846 3050B ²
Zinc	51.6	13	mg/kg	10	10/31/25	11/07/25	CDL SW846 6020B ¹	SW846 3050B ²

(1) Instrument QC Batch: MA19818

(2) Prep QC Batch: MP44073

RL = Reporting Limit

Report of Analysis

Client Sample ID: BKG06@1-2'	Date Sampled: 10/29/25
Lab Sample ID: DA76752-14	Date Received: 10/29/25
Matrix: SO - Soil	Percent Solids: 71.6
Project: TASMCOA: Hanscome K11-1	

General Chemistry

Analyte	Result	RL	Units	DF	Analyzed	By	Method
%solids							
Solids, Percent	71.6		%	1	10/29/25	JL	SM2540G-2011 M
pH-saturated paste method							
pH	7.72		su	1	10/30/25 22:03	GC	WREP-125,4E-SATPASTE
prep: DEPT.OF AG, BOOK N9							
Specific Conductivity	13.1	0.0010	mmhos/cm	1	10/30/25 22:17	GC	SM 2510B-2011 MOD
Chromium, Hexavalent ^a	< 0.56	0.56	mg/kg	1	11/29/25 18:37	ANJ	SW846 3060A/7199

(a) Analysis performed at SGS Dayton, NJ.

RL = Reporting Limit

Report of Analysis

Client Sample ID: BKG06@1-2'	Date Sampled: 10/29/25
Lab Sample ID: DA76752-14A	Date Received: 10/29/25
Matrix: SO - Soil	Percent Solids: 71.6
Project: TASMCOA: Hanscome K11-1	

SAR Metals Analysis

Analyte	Result	RL	Units	DF	Prep	Analyzed By	Method	Prep Method
Calcium	606	6.0	mg/l	1	10/31/25	11/03/25 BR	SW846 6010C ¹	USDA HANDBOOK 60 ²
Magnesium	512	3.0	mg/l	1	10/31/25	11/03/25 BR	SW846 6010C ¹	USDA HANDBOOK 60 ²
Sodium	2270	6.0	mg/l	1	10/31/25	11/03/25 BR	SW846 6010C ¹	USDA HANDBOOK 60 ²

(1) Instrument QC Batch: MA19802

(2) Prep QC Batch: MP44045

RL = Reporting Limit

Report of Analysis

Client Sample ID: BKG06@1-2'	Date Sampled: 10/29/25
Lab Sample ID: DA76752-14A	Date Received: 10/29/25
Matrix: SO - Soil	Percent Solids: 71.6
Project: TASMCOA: Hanscome K11-1	

General Chemistry

Analyte	Result	RL	Units	DF	Analyzed	By	Method
Sodium Adsorption Ratio ^a	16.4		ratio	1	11/03/25 18:05	BR	USDA HANDBOOK 60

(a) Calculated as: $(Na \text{ meq/L}) / \sqrt{[(Ca \text{ meq/L}) + (Mg \text{ meq/L})/2]}$

RL = Reporting Limit

Report of Analysis

Client Sample ID: BKG06@1-2'	
Lab Sample ID: DA76752-14B	Date Sampled: 10/29/25
Matrix: SO - Soil	Date Received: 10/29/25
	Percent Solids: 71.6
Project: TASMCOA: Hanscome K11-1	

Hot Water Soluble Boron Metals Analysis

Analyte	Result	RL	Units	DF	Prep	Analyzed By	Method	Prep Method
Boron	0.614	0.50	mg/l	1	10/30/25	11/12/25 BR	SW846 6010C ¹	HWS-B ²

(1) Instrument QC Batch: MA19834

(2) Prep QC Batch: MP44031

RL = Reporting Limit

Report of Analysis

Client Sample ID: BKG06@2-3'	Date Sampled: 10/29/25
Lab Sample ID: DA76752-15	Date Received: 10/29/25
Matrix: SO - Soil	Percent Solids: 70.7
Project: TASMCOA: Hanscome K11-1	

Metals Analysis

Analyte	Result	RL	Units	DF	Prep	Analyzed By	Method	Prep Method
Arsenic	5.9	0.28	mg/kg	10	10/31/25	11/07/25	CDL SW846 6020B ¹	SW846 3050B ²
Barium	136	2.8	mg/kg	10	10/31/25	11/07/25	CDL SW846 6020B ¹	SW846 3050B ²
Cadmium	0.29	0.14	mg/kg	10	10/31/25	11/07/25	CDL SW846 6020B ¹	SW846 3050B ²
Copper	15.7	2.8	mg/kg	10	10/31/25	11/07/25	CDL SW846 6020B ¹	SW846 3050B ²
Lead	11.8	0.69	mg/kg	10	10/31/25	11/07/25	CDL SW846 6020B ¹	SW846 3050B ²
Nickel	11.9	2.8	mg/kg	10	10/31/25	11/07/25	CDL SW846 6020B ¹	SW846 3050B ²
Selenium	1.8	0.28	mg/kg	10	10/31/25	11/07/25	CDL SW846 6020B ¹	SW846 3050B ²
Silver	< 0.14	0.14	mg/kg	10	10/31/25	11/07/25	CDL SW846 6020B ¹	SW846 3050B ²
Zinc	49.7	14	mg/kg	10	10/31/25	11/07/25	CDL SW846 6020B ¹	SW846 3050B ²

(1) Instrument QC Batch: MA19818

(2) Prep QC Batch: MP44073

RL = Reporting Limit

Report of Analysis

Client Sample ID: BKG06@2-3'	Date Sampled: 10/29/25
Lab Sample ID: DA76752-15	Date Received: 10/29/25
Matrix: SO - Soil	Percent Solids: 70.7
Project: TASMCOA: Hanscome K11-1	

General Chemistry

Analyte	Result	RL	Units	DF	Analyzed	By	Method
%solids							
Solids, Percent	70.7		%	1	10/29/25	JL	SM2540G-2011 M
pH-saturated paste method							
pH	7.66		su	1	10/30/25 22:03	GC	WREP-125,4E-SATPASTE
prep: DEPT.OF AG, BOOK N9							
Specific Conductivity	6.9	0.0010	mmhos/cm	1	10/30/25 22:17	GC	SM 2510B-2011 MOD
Chromium, Hexavalent ^a	< 0.57	0.57	mg/kg	1	11/28/25 23:04	ANJ	SW846 3060A/7199

(a) Analysis performed at SGS Dayton, NJ.

RL = Reporting Limit

Report of Analysis

Client Sample ID: BKG06@2-3'	Date Sampled: 10/29/25
Lab Sample ID: DA76752-15A	Date Received: 10/29/25
Matrix: SO - Soil	Percent Solids: 70.7
Project: TASMCOA: Hanscome K11-1	

SAR Metals Analysis

Analyte	Result	RL	Units	DF	Prep	Analyzed By	Method	Prep Method
Calcium	594	6.0	mg/l	1	10/31/25	11/03/25 BR	SW846 6010C ¹	USDA HANDBOOK 60 ²
Magnesium	200	3.0	mg/l	1	10/31/25	11/03/25 BR	SW846 6010C ¹	USDA HANDBOOK 60 ²
Sodium	887	6.0	mg/l	1	10/31/25	11/03/25 BR	SW846 6010C ¹	USDA HANDBOOK 60 ²

(1) Instrument QC Batch: MA19802

(2) Prep QC Batch: MP44045

RL = Reporting Limit

Report of Analysis

Client Sample ID: BKG06@2-3'		Date Sampled: 10/29/25
Lab Sample ID: DA76752-15A		Date Received: 10/29/25
Matrix: SO - Soil		Percent Solids: 70.7
Project: TASMCOA: Hanscome K11-1		

General Chemistry

Analyte	Result	RL	Units	DF	Analyzed	By	Method
Sodium Adsorption Ratio ^a	8.03		ratio	1	11/03/25 18:07	BR	USDA HANDBOOK 60

(a) Calculated as: $(Na \text{ meq/L}) / \sqrt{[(Ca \text{ meq/L}) + (Mg \text{ meq/L})/2]}$

RL = Reporting Limit

Report of Analysis

Client Sample ID: BKG06@2-3'	
Lab Sample ID: DA76752-15B	Date Sampled: 10/29/25
Matrix: SO - Soil	Date Received: 10/29/25
	Percent Solids: 70.7
Project: TASMCOA: Hanscome K11-1	

Hot Water Soluble Boron Metals Analysis

Analyte	Result	RL	Units	DF	Prep	Analyzed By	Method	Prep Method
Boron	0.556	0.50	mg/l	1	10/30/25	11/12/25 BR	SW846 6010C ¹	HWS-B ²

(1) Instrument QC Batch: MA19834

(2) Prep QC Batch: MP44031

RL = Reporting Limit

Misc. Forms

Custody Documents and Other Forms

Includes the following where applicable:

- Chain of Custody



CHAIN OF CUSTODY

SGS North America Inc. - Wheat Ridge
 4036 Youngfield Street, Wheat Ridge, CO 80033
 TEL: 303-425-6021
 www.sgs.com/ehsusa

Bottle Order Control #		FED-EX Tracking #	
SGS Quote #		SGS Job # DA76752	
Client / Reporting Information		Project Information	
Company: Tasman		Project Name: Hanscome K11-1	
Street: 4725 Independence St.		Check Box if Project Report to Division of Oil and Public Safety (OPS): <input type="checkbox"/>	
City, State ZIP: Wheat Ridge / CO / 80023		City, State ZIP: CO	
Project Contact: Bryce Goldade		Project #: 7259	
Phone: 847-501-0341		Client Purchase Order #:	
Email: tas-chevron-4@tasman-geo.com, rbusu27@chevron.com		City, State ZIP:	
Sampler(s) Name(s): Jack Smith		Project Manager: Bryce Goldade	
		Attention: Dan Peterson	
Requested Analysis (see TEST CODE sheet)		Matrix Codes	
Full ECMC 915-1 Suite		DW - Drinking Water GW - Ground Water WW - Water SW - Surface Water SO - Soil SL - Sludge SED - Sediment OI - Oil LIQ - Other Liquid AIR - Air SOL - Other Solid WP - Wipe FB - Field Blank EB - Equipment Blank RB - Rinse Blank D - Dissolved metals PD - Potentially dissolved TR - Total recoverable	
pH, EC, SAR, Boron		LAB USE ONLY	
915-Metals (TR)			
Collection		Number of preserved Bottles	
Field ID / Point of Collection	Date	Time	Sampled by
BK602 @ 0-0.5'	10/29/05	10:00	JS
BK602 @ 1-2'		10:05	
BK602 @ 2-3'		10:10	
BK603 @ 0-0.5'		12:40	
BK603 @ 1-2'		12:45	
BK603 @ 2-3'		12:50	
BK604 @ 0-0.5'		12:00	
BK604 @ 1-2'		12:45	
BK604 @ 2-3'		12:10	
BK605 @ 0-0.5'		10:40	
BK605 @ 1-2'		10:45	
BK605 @ 2-3'		10:50	
Turnaround Time (Business days)		Data Deliverable Information	
<input checked="" type="checkbox"/> 10 Business Days <input type="checkbox"/> 5 Business Days <input type="checkbox"/> 3 Business Days RUSH <input type="checkbox"/> 2 Business Days RUSH <input type="checkbox"/> 1 Business Day EMERGENCY Emergency & Rush T/A data available via Email or LabLink. RUSH TAT approval needed.		<input type="checkbox"/> Commercial "A" (Level 1, Results Only) <input type="checkbox"/> Commercial "B" (Level 2, Results + QC Summary) <input type="checkbox"/> COMMBN (Results/QC/Narrative) <input type="checkbox"/> COMMBN+ (Results/QC/Narrative (+ chromatograms)) <input type="checkbox"/> REDT2 (Results/QC Summary/partial raw data) <input type="checkbox"/> FULT1 <input checked="" type="checkbox"/> EDD Format, Tasman	
Special Reporting Instructions		Comments / Special Instructions	
<input type="checkbox"/> Report in PPM <input type="checkbox"/> Report in PPM <input type="checkbox"/> Report MDLs		**Metals: specify metal(s), method, and type (D, PD, TR)	
Sample Custody must be documented below each time samples change possession, including courier, Fed Ex, USP, USPS delivery.			
Relinquished By: Jack Smith	Date/Time: 10/29/05, 1540	Received By: Tasman Lockbox	Date/Time: 10/29/05, 1615
Relinquished By: 3	Date/Time:	Received By: 4	Date/Time:
Custody Seal #:	Intact <input type="checkbox"/> Not intact <input type="checkbox"/> Absent <input type="checkbox"/>	Preserved where applicable <input type="checkbox"/>	Cooler Temp. °C (corrected): 4.7 Therm. ID: WZ On Ice <input type="checkbox"/>
http://www.sgs.com/en/terms-and-conditions			

FORM: EHSQA-QAC-0027-03-FORM-Wheat Ridge - COC; RV 2/20/2025

DA76752: Chain of Custody

Page 1 of 3



SGS Sample Receipt Summary

Job Number: da76752

Client: TASMAN

Project: HANSCOME K11-1

Date / Time Received: 10/29/2025 4:15:00 PM

Delivery Method: co

Airbill #'s: _____

Cooler Temps (Raw Measured) °C: Cooler 1: (4.0);

Cooler Temps (Corrected) °C: Cooler 1: (4.0);

Cooler Information

Y or N

- 1. Custody Seals Present:
- 2. Custody Seals Intact:
- 3. Temp criteria achieved:
- 4. Cooler temp verification: IR Gun
- 5. Cooler media: Ice (Bag)

Trip Blank Information

Y or N N/A

- 1. Trip Blank present / cooler:
- 2. Trip Blank listed on COC:

W or S N/A

- 3. Type of TB Received:

Sample Information

Y or N N/A

- 1. Sample labels present on bottles:
- 2. Samples presented properly:
- 3. Sufficient volume/containers recv'd for analysis:
- 4. Condition of sample: Intact
- 5. Sample recv'd within HT:
- 6. Dates/Times/IDs on COC match sample label:
- 7. VOCs have headspace:
- 8. Bottles received for unspecified tests:
- 9. Compositing instructions clear:
- 10. Voa Soil Kits/Jars received past 48hrs?
- 11. % Solids Jar Received?

Misc Information

Number of Encores: 25 Gram 5 Gram

Number of Lab Filtered Metals: _____

Test Strip Lot #: pH 0-3: _____

pH 10-12: _____ Other: (Specify) _____

Residual Chlorine Test Strip Lot # _____

Comments

SM001

Rev. Date 05/04/17

Technician: TERRIM

Date: 10/29/2025 4:21:28 PM

Reviewer: _____

Date: _____

DA76752: Chain of Custody

Page 3 of 3

4.1
4

Metals Analysis

QC Data Summaries

Includes the following where applicable:

- Method Blank Summaries
- Matrix Spike and Duplicate Summaries
- Blank Spike and Lab Control Sample Summaries
- Serial Dilution Summaries

BLANK RESULTS SUMMARY
Part 2 - Method Blanks

Login Number: DA76752
Account: CHEVRCOG - Chevron USA, Inc.
Project: TASMCOA: Hanscome K11-1

QC Batch ID: MP44022
Matrix Type: SOLID

Methods: SW846 6020B
Units: mg/kg

Prep Date: 10/30/25

Metal	RL	IDL	MDL	MB raw	final
Aluminum	50	.52	5		
Antimony	0.40	.01	.05		
Arsenic	0.20	.05	.05	0.052	<0.20
Barium	2.0	.096	.24	0.23	<2.0
Beryllium	0.20	.077	.04		
Boron	40	18	10		
Cadmium	0.10	.03	.04	0.020	<0.10
Calcium	400	25	30		
Chromium	2.0	.087	.6		
Cobalt	0.20	.04	.025		
Copper	2.0	.05	.25	0.025	<2.0
Iron	20	1.6	15		
Lead	0.50	.094	.2	0.049	<0.50
Magnesium	100	10	10		
Manganese	1.0	.079	.2		
Molybdenum	1.0	.037	.27		
Nickel	2.0	.098	.2	0.038	<2.0
Phosphorus	60	7.6	25		
Potassium	200	2	25		
Selenium	0.20	.05	.05	0.032	<0.20
Silver	0.10	.0081	.03	0.0076	<0.10
Sodium	500	10	30		
Strontium	20	.1	1		
Thallium	0.20	.032	.04		
Tin	10	.22	4		
Titanium	2.0	.05	.3		
Uranium	0.20	.015	.1		
Vanadium	1.0	.14	.2		
Zinc	10	.05	1	0.058	<10

Associated samples MP44022: DA76752-1

Results < IDL are shown as zero for calculation purposes
(*) Outside of QC limits
(anr) Analyte not requested

MATRIX SPIKE AND DUPLICATE RESULTS SUMMARY

Login Number: DA76752
 Account: CHEVRCOG - Chevron USA, Inc.
 Project: TASMCOA: Hanscome K11-1

QC Batch ID: MP44022
 Matrix Type: SOLID

Methods: SW846 6020B
 Units: mg/kg

Prep Date: 10/30/25

Metal	DA76751-20 Original MS		Spike/lot ICPMS6	% Rec	QC Limits
Aluminum					
Antimony					
Arsenic	13.4	64.5	60.2	84.9	75-125
Barium	170	263	120	77.3	75-125
Beryllium					
Boron					
Cadmium	0.32	31.2	30.1	102.6	75-125
Calcium					
Chromium					
Cobalt					
Copper	13.0	41.2	30.1	93.7	75-125
Iron					
Lead	10.4	68.6	60.2	96.7	75-125
Magnesium					
Manganese					
Molybdenum					
Nickel	14.8	39.8	30.1	83.1	75-125
Phosphorus					
Potassium					
Selenium	0.20	43.0	60.2	71.1N(a)	75-125
Silver	0.013	12.3	12	102.1	75-125
Sodium					
Strontium					
Thallium					
Tin					
Titanium					
Uranium					
Vanadium					
Zinc	27.8	61.1	30.1	110.7	75-125

Associated samples MP44022: DA76752-1

Results < IDL are shown as zero for calculation purposes

(*) Outside of QC limits

(N) Matrix Spike Rec. outside of QC limits

(anr) Analyte not requested

(a) Spike recovery indicates possible matrix interference and/or sample nonhomogeneity.

MATRIX SPIKE AND DUPLICATE RESULTS SUMMARY

Login Number: DA76752
 Account: CHEVRCOG - Chevron USA, Inc.
 Project: TASMCOA: Hanscome K11-1

QC Batch ID: MP44022
 Matrix Type: SOLID

Methods: SW846 6020B
 Units: mg/kg

Prep Date: 10/30/25

Metal	DA76751-20 Original MSD		SpikeLot ICPMS6	% Rec	MSD RPD	QC Limit
Aluminum						
Antimony						
Arsenic	13.4	64.4	65.8	77.5	0.2	20
Barium	170	270	132	76.0	2.6	20
Beryllium						
Boron						
Cadmium	0.32	33.6	32.9	101.2	7.4	20
Calcium						
Chromium						
Cobalt						
Copper	13.0	43.1	32.9	91.5	4.5	20
Iron						
Lead	10.4	73.7	65.8	96.2	7.2	20
Magnesium						
Manganese						
Molybdenum						
Nickel	14.8	41.6	32.9	81.5	4.4	20
Phosphorus						
Potassium						
Selenium	0.20	44.9	65.8	68.0N(a)	4.3	20
Silver	0.013	13.2	13.2	100.3	7.1	20
Sodium						
Strontium						
Thallium						
Tin						
Titanium						
Uranium						
Vanadium						
Zinc	27.8	58.0	32.9	91.8	5.2	20

Associated samples MP44022: DA76752-1

Results < IDL are shown as zero for calculation purposes

(*) Outside of QC limits

(N) Matrix Spike Rec. outside of QC limits

(anr) Analyte not requested

(a) Spike recovery indicates possible matrix interference and/or sample nonhomogeneity.

5.1.2
5

SPIKE BLANK AND LAB CONTROL SAMPLE SUMMARY

Login Number: DA76752
 Account: CHEVRCOG - Chevron USA, Inc.
 Project: TASMCOA: Hanscome K11-1

QC Batch ID: MP44022
 Matrix Type: SOLID

Methods: SW846 6020B
 Units: mg/kg

Prep Date: 10/30/25

Metal	BSP Result	Spikelot ICPMS6	% Rec	QC Limits
Aluminum				
Antimony				
Arsenic	98.9	100	98.9	80-120
Barium	191	200	95.5	80-120
Beryllium				
Boron				
Cadmium	50.0	50	100.0	80-120
Calcium				
Chromium				
Cobalt				
Copper	49.4	50	98.8	80-120
Iron				
Lead	100	100	100.0	80-120
Magnesium				
Manganese				
Molybdenum				
Nickel	49.3	50	98.6	80-120
Phosphorus				
Potassium				
Selenium	99.8	100	99.8	80-120
Silver	19.8	20	99.0	80-120
Sodium				
Strontium				
Thallium				
Tin				
Titanium				
Uranium				
Vanadium				
Zinc	49.0	50	98.0	80-120

Associated samples MP44022: DA76752-1

Results < IDL are shown as zero for calculation purposes
 (*) Outside of QC limits
 (anr) Analyte not requested

5.1.3
5

SERIAL DILUTION RESULTS SUMMARY

Login Number: DA76752
 Account: CHEVRCOG - Chevron USA, Inc.
 Project: TASMCOA: Hanscome K11-1

QC Batch ID: MP44022
 Matrix Type: SOLID

Methods: SW846 6020B
 Units: ug/l

Prep Date: 10/30/25

Metal	DA76751-20 Original SDL 10:50%DIF		QC Limits	
Aluminum				
Antimony				
Arsenic	154	163	6.0	0-20
Barium	1950	2010	3.0	0-20
Beryllium				
Boron				
Cadmium	3.63	3.80	4.7	0-20
Calcium				
Chromium				
Cobalt				
Copper	149	159	7.0	0-20
Iron				
Lead	119	120	0.4	0-20
Magnesium				
Manganese				
Molybdenum				
Nickel	170	183	7.4	0-20
Phosphorus				
Potassium				
Selenium	2.33	0.00	100.0(a)	0-20
Silver	0.145	0.00	100.0(a)	0-20
Sodium				
Strontium				
Thallium				
Tin				
Titanium				
Uranium				
Vanadium				
Zinc	319	330	3.5	0-20

Associated samples MP44022: DA76752-1

Results < IDL are shown as zero for calculation purposes

(*) Outside of QC limits

(anr) Analyte not requested

(a) Percent difference acceptable due to low initial sample concentration (< 50 times IDL).

BLANK RESULTS SUMMARY
Part 2 - Method Blanks

Login Number: DA76752
Account: CHEVRCOG - Chevron USA, Inc.
Project: TASMCOA: Hanscome K11-1

QC Batch ID: MP44030
Matrix Type: AQUEOUS

Methods: SW846 6010C
Units: ug/l

Prep Date: 10/30/25

Metal	RL	IDL	MDL	MB raw	final
Aluminum	500	9.9	75		
Antimony	150	30	34		
Arsenic	130	11	23		
Barium	50	.95	6.5		
Beryllium	50	.5	6.5		
Boron	250	6.3	32	5.0	<250
Cadmium	50	1.1	6.5		
Calcium	2000	28	250		
Chromium	50	3.4	6.5		
Cobalt	25	4.1	3.2		
Copper	50	2.5	6.5		
Iron	350	9.3	60		
Lead	250	21	32		
Lithium	25	10	6.5		
Magnesium	1000	35	130		
Manganese	25	.85	3.2		
Molybdenum	50	13	14		
Nickel	150	5.7	19		
Phosphorus	500	58	80		
Potassium	5000	180	630		
Selenium	250	46	110		
Silicon	1000	210	750		
Silver	150	2.8	19		
Sodium	2000	43	250		
Strontium	25	.5	3.2		
Thallium	50	30	22		
Tin	300	17	260		
Titanium	50	2.2	6.5		
Uranium	250	57	43		
Vanadium	50	5.2	6.5		
Zinc	150	3.4	19		

Associated samples MP44030: DA76752-1B

Results < IDL are shown as zero for calculation purposes
(*) Outside of QC limits

BLANK RESULTS SUMMARY
Part 2 - Method Blanks

Login Number: DA76752
Account: CHEVRCOG - Chevron USA, Inc.
Project: TASMCOA: Hanscome K11-1


QC Batch ID: MP44030
Matrix Type: AQUEOUS

Methods: SW846 6010C
Units: ug/l

Prep Date: 10/30/25

Metal	RL	IDL	MDL	MB raw	final
-------	----	-----	-----	-----------	-------

(anr) Analyte not requested



5.2.1
5

MATRIX SPIKE AND DUPLICATE RESULTS SUMMARY

Login Number: DA76752
 Account: CHEVRCOG - Chevron USA, Inc.
 Project: TASMCOA: Hanscome K11-1

QC Batch ID: MP44030
 Matrix Type: AQUEOUS

Methods: SW846 6010C
 Units: ug/l

Prep Date: 10/30/25 10/30/25

Metal	DA76751-20B Original	DUP	RPD	QC Limits	DA76751-20B Original MS	Spikelot ICPALL6	% Rec	QC Limits	
Aluminum									
Antimony									
Arsenic									
Barium									
Beryllium									
Boron	325	348	6.8	0-20	325	10400	10000	100.8	75-125
Cadmium									
Calcium									
Chromium									
Cobalt									
Copper									
Iron									
Lead									
Lithium									
Magnesium									
Manganese									
Molybdenum									
Nickel									
Phosphorus									
Potassium									
Selenium									
Silicon									
Silver									
Sodium									
Strontium									
Thallium									
Tin									
Titanium									
Uranium									
Vanadium									
Zinc									

Associated samples MP44030: DA76752-1B

Results < IDL are shown as zero for calculation purposes
 (*) Outside of QC limits

5.2.2
5

MATRIX SPIKE AND DUPLICATE RESULTS SUMMARY

Login Number: DA76752
 Account: CHEVRCOG - Chevron USA, Inc.
 Project: TASMCOA: Hanscome K11-1


QC Batch ID: MP44030
 Matrix Type: AQUEOUS

Methods: SW846 6010C
 Units: ug/l

Prep Date: 10/30/25 10/30/25

Metal	DA76751-20B Original DUP	RPD	QC Limits	DA76751-20B Original MS	Spikelot ICPALL6	% Rec	QC Limits
-------	-----------------------------	-----	--------------	----------------------------	---------------------	-------	--------------

(N) Matrix Spike Rec. outside of QC limits
 (anr) Analyte not requested



5.2.2
5

SPIKE BLANK AND LAB CONTROL SAMPLE SUMMARY

Login Number: DA76752
 Account: CHEVRCOG - Chevron USA, Inc.
 Project: TASMCOA: Hanscome K11-1

QC Batch ID: MP44030
 Matrix Type: AQUEOUS

Methods: SW846 6010C
 Units: ug/l

Prep Date: 10/30/25

Metal	BSP Result	Spikelot ICPALL6	% Rec	QC Limits
Aluminum				
Antimony				
Arsenic				
Barium				
Beryllium				
Boron	9460	10000	94.6	80-120
Cadmium				
Calcium				
Chromium				
Cobalt				
Copper				
Iron				
Lead				
Lithium				
Magnesium				
Manganese				
Molybdenum				
Nickel				
Phosphorus				
Potassium				
Selenium				
Silicon				
Silver				
Sodium				
Strontium				
Thallium				
Tin				
Titanium				
Uranium				
Vanadium				
Zinc				

Associated samples MP44030: DA76752-1B

Results < IDL are shown as zero for calculation purposes
 (*) Outside of QC limits

5.2.3
5

SPIKE BLANK AND LAB CONTROL SAMPLE SUMMARY

Login Number: DA76752
Account: CHEVRCOG - Chevron USA, Inc.
Project: TASMCOA: Hanscome K11-1


QC Batch ID: MP44030
Matrix Type: AQUEOUS

Methods: SW846 6010C
Units: ug/l

Prep Date: 10/30/25

Metal	BSP Result	Spikelot ICPALL6	% Rec	QC Limits
-------	---------------	---------------------	-------	--------------

(anr) Analyte not requested



5.2.3
5

SERIAL DILUTION RESULTS SUMMARY

Login Number: DA76752
 Account: CHEVRCOG - Chevron USA, Inc.
 Project: TASMCOA: Hanscome K11-1

QC Batch ID: MP44030
 Matrix Type: AQUEOUS

Methods: SW846 6010C
 Units: ug/l

Prep Date: 10/30/25

Metal	DA76751-20B Original SDL 1:5	%DIF	QC Limits
-------	---------------------------------	------	--------------

Aluminum			
Antimony			
Arsenic			
Barium			
Beryllium			
Boron	65.0	71.7	10.3*(a) 0-10
Cadmium			
Calcium			
Chromium			
Cobalt			
Copper			
Iron			
Lead			
Lithium			
Magnesium			
Manganese			
Molybdenum			
Nickel			
Phosphorus			
Potassium			
Selenium			
Silicon			
Silver			
Sodium			
Strontium			
Thallium			
Tin			
Titanium			
Uranium			
Vanadium			
Zinc			

Associated samples MP44030: DA76752-1B

Results < IDL are shown as zero for calculation purposes
 (*) Outside of QC limits

5.2.4
5

SERIAL DILUTION RESULTS SUMMARY

Login Number: DA76752
Account: CHEVRCOG - Chevron USA, Inc.
Project: TASMCOA: Hanscome K11-1

QC Batch ID: MP44030
Matrix Type: AQUEOUS

Methods: SW846 6010C
Units: ug/l

Prep Date: 10/30/25

Metal	DA76751-20B	QC
	Original SDL 1:5 %DIF	Limits

(anr) Analyte not requested

(a) RPD acceptable due to low duplicate and sample concentrations.

5.2.4
5

BLANK RESULTS SUMMARY
Part 2 - Method Blanks

Login Number: DA76752
Account: CHEVRCOG - Chevron USA, Inc.
Project: TASMCOA: Hanscome K11-1

QC Batch ID: MP44031
Matrix Type: AQUEOUS

Methods: SW846 6010C
Units: ug/l

Prep Date: 10/30/25

Metal	RL	IDL	MDL	MB raw	final
Aluminum	500	9.9	75		
Antimony	150	30	34		
Arsenic	130	11	23		
Barium	50	.95	6.5		
Beryllium	50	.5	6.5		
Boron	250	6.3	32	17.0	<250
Cadmium	50	1.1	6.5		
Calcium	2000	28	250		
Chromium	50	3.4	6.5		
Cobalt	25	4.1	3.2		
Copper	50	2.5	6.5		
Iron	350	9.3	60		
Lead	250	21	32		
Lithium	25	10	6.5		
Magnesium	1000	35	130		
Manganese	25	.85	3.2		
Molybdenum	50	13	14		
Nickel	150	5.7	19		
Phosphorus	500	58	80		
Potassium	5000	180	630		
Selenium	250	46	110		
Silicon	1000	210	750		
Silver	150	2.8	19		
Sodium	2000	43	250		
Strontium	25	.5	3.2		
Thallium	50	30	22		
Tin	300	17	260		
Titanium	50	2.2	6.5		
Uranium	250	57	43		
Vanadium	50	5.2	6.5		
Zinc	150	3.4	19		

Associated samples MP44031: DA76752-2B, DA76752-3B, DA76752-4B, DA76752-5B, DA76752-6B, DA76752-7B, DA76752-8B, DA76752-9B, DA76752-10B, DA76752-11B, DA76752-12B, DA76752-13B, DA76752-14B, DA76752-15B

Results < IDL are shown as zero for calculation purposes

BLANK RESULTS SUMMARY
Part 2 - Method Blanks

Login Number: DA76752
Account: CHEVRCOG - Chevron USA, Inc.
Project: TASMCOA: Hanscome K11-1


QC Batch ID: MP44031
Matrix Type: AQUEOUS

Methods: SW846 6010C
Units: ug/l

Prep Date: 10/30/25

Metal	RL	IDL	MDL	MB raw	final
-------	----	-----	-----	-----------	-------

(*) Outside of QC limits
(anr) Analyte not requested



5.3.1
5

MATRIX SPIKE AND DUPLICATE RESULTS SUMMARY

Login Number: DA76752
 Account: CHEVRCOG - Chevron USA, Inc.
 Project: TASMCOA: Hanscome K11-1

QC Batch ID: MP44031
 Matrix Type: AQUEOUS

Methods: SW846 6010C
 Units: ug/l

Prep Date: 10/30/25 10/30/25

Metal	DA76752-15B Original	DUP	RPD	QC Limits	DA76752-15B Original MS	Spikelot ICPALL6	% Rec	QC Limits	
Aluminum									
Antimony									
Arsenic									
Barium									
Beryllium									
Boron	556	512	8.2	0-20	556	10600	10000	100.4	75-125
Cadmium									
Calcium									
Chromium									
Cobalt									
Copper									
Iron									
Lead									
Lithium									
Magnesium									
Manganese									
Molybdenum									
Nickel									
Phosphorus									
Potassium									
Selenium									
Silicon									
Silver									
Sodium									
Strontium									
Thallium									
Tin									
Titanium									
Uranium									
Vanadium									
Zinc									

Associated samples MP44031: DA76752-2B, DA76752-3B, DA76752-4B, DA76752-5B, DA76752-6B, DA76752-7B, DA76752-8B, DA76752-9B, DA76752-10B, DA76752-11B, DA76752-12B, DA76752-13B, DA76752-14B, DA76752-15B

Results < IDL are shown as zero for calculation purposes

MATRIX SPIKE AND DUPLICATE RESULTS SUMMARY

Login Number: DA76752
 Account: CHEVRCOG - Chevron USA, Inc.
 Project: TASMCOA: Hanscome K11-1



QC Batch ID: MP44031
 Matrix Type: AQUEOUS

Methods: SW846 6010C
 Units: ug/l

Prep Date: 10/30/25 10/30/25

Metal	DA76752-15B Original DUP	RPD	QC Limits	DA76752-15B Original MS	Spikelot ICPALL6	% Rec	QC Limits
-------	-----------------------------	-----	--------------	----------------------------	---------------------	-------	--------------

(*) Outside of QC limits
 (N) Matrix Spike Rec. outside of QC limits
 (anr) Analyte not requested



5.3.2
5

SPIKE BLANK AND LAB CONTROL SAMPLE SUMMARY

Login Number: DA76752
 Account: CHEVRCOG - Chevron USA, Inc.
 Project: TASMCOA: Hanscome K11-1

QC Batch ID: MP44031
 Matrix Type: AQUEOUS

Methods: SW846 6010C
 Units: ug/l

Prep Date: 10/30/25

Metal	BSP Result	Spikelot ICPALL6	% Rec	QC Limits
Aluminum				
Antimony				
Arsenic				
Barium				
Beryllium				
Boron	9900	10000	99.0	80-120
Cadmium				
Calcium				
Chromium				
Cobalt				
Copper				
Iron				
Lead				
Lithium				
Magnesium				
Manganese				
Molybdenum				
Nickel				
Phosphorus				
Potassium				
Selenium				
Silicon				
Silver				
Sodium				
Strontium				
Thallium				
Tin				
Titanium				
Uranium				
Vanadium				
Zinc				

Associated samples MP44031: DA76752-2B, DA76752-3B, DA76752-4B, DA76752-5B, DA76752-6B, DA76752-7B, DA76752-8B, DA76752-9B, DA76752-10B, DA76752-11B, DA76752-12B, DA76752-13B, DA76752-14B, DA76752-15B

Results < IDL are shown as zero for calculation purposes

SPIKE BLANK AND LAB CONTROL SAMPLE SUMMARY

Login Number: DA76752
Account: CHEVRCOG - Chevron USA, Inc.
Project: TASMCOA: Hanscome K11-1


QC Batch ID: MP44031
Matrix Type: AQUEOUS

Methods: SW846 6010C
Units: ug/l

Prep Date: 10/30/25

Metal	BSP Result	Spikelot ICPALL6	% Rec	QC Limits
-------	---------------	---------------------	-------	--------------

(*) Outside of QC limits
(anr) Analyte not requested



5.3.3
5

SERIAL DILUTION RESULTS SUMMARY

Login Number: DA76752
 Account: CHEVRCOG - Chevron USA, Inc.
 Project: TASMCOA: Hanscome K11-1

QC Batch ID: MP44031
 Matrix Type: AQUEOUS

Methods: SW846 6010C
 Units: ug/l

Prep Date: 10/30/25

Metal	DA76752-15B Original SDL 1:5	%DIF	QC Limits
Aluminum			
Antimony			
Arsenic			
Barium			
Beryllium			
Boron	111	132	19.1*(a) 0-10
Cadmium			
Calcium			
Chromium			
Cobalt			
Copper			
Iron			
Lead			
Lithium			
Magnesium			
Manganese			
Molybdenum			
Nickel			
Phosphorus			
Potassium			
Selenium			
Silicon			
Silver			
Sodium			
Strontium			
Thallium			
Tin			
Titanium			
Uranium			
Vanadium			
Zinc			

Associated samples MP44031: DA76752-2B, DA76752-3B, DA76752-4B, DA76752-5B, DA76752-6B, DA76752-7B, DA76752-8B, DA76752-9B, DA76752-10B, DA76752-11B, DA76752-12B, DA76752-13B, DA76752-14B, DA76752-15B

Results < IDL are shown as zero for calculation purposes

5.3.4
5

SERIAL DILUTION RESULTS SUMMARY

Login Number: DA76752
Account: CHEVRCOG - Chevron USA, Inc.
Project: TASMCOA: Hanscome K11-1

QC Batch ID: MP44031
Matrix Type: AQUEOUS

Methods: SW846 6010C
Units: ug/l

Prep Date: 10/30/25

Metal	DA76752-15B	QC
	Original SDL 1:5 %DIF	Limits

(*) Outside of QC limits
(anr) Analyte not requested
(a) RPD acceptable due to low duplicate and sample concentrations.

5.3.4
5

BLANK RESULTS SUMMARY
Part 2 - Method Blanks

Login Number: DA76752
Account: CHEVRCOG - Chevron USA, Inc.
Project: TASMCOA: Hanscome K11-1

QC Batch ID: MP44045
Matrix Type: AQUEOUS

Methods: SW846 6010C
Units: ug/l

Prep Date: 10/31/25

Metal	RL	IDL	MDL	MB raw	final
Aluminum	1500	30	230		
Antimony	450	90	100		
Arsenic	380	34	69		
Barium	150	2.9	20		
Beryllium	150	1.5	20		
Boron	750	19	95		
Cadmium	150	3.2	20		
Calcium	6000	84	750	183	<6000
Chromium	150	10	20		
Cobalt	75	12	9.5		
Copper	150	7.4	20		
Iron	1100	28	180		
Lead	750	63	95		
Lithium	75	30	20		
Magnesium	3000	110	380	94.5	<3000
Manganese	75	2.6	9.5		
Molybdenum	150	38	42		
Nickel	450	17	57		
Phosphorus	1500	170	240		
Potassium	15000	540	1900		
Selenium	750	140	320		
Silicon	3000	620	2300		
Silver	450	8.4	57		
Sodium	6000	130	750	281	<6000
Strontium	75	1.5	9.5		
Thallium	150	91	65		
Tin	900	51	770		
Titanium	150	6.5	20		
Uranium	750	170	130		
Vanadium	150	15	20		
Zinc	450	10	57		

Associated samples MP44045: DA76752-1A, DA76752-2A, DA76752-3A, DA76752-4A, DA76752-5A, DA76752-6A, DA76752-7A, DA76752-8A, DA76752-9A, DA76752-10A, DA76752-11A, DA76752-12A, DA76752-13A, DA76752-14A, DA76752-15A

BLANK RESULTS SUMMARY
Part 2 - Method Blanks

Login Number: DA76752
Account: CHEVRCOG - Chevron USA, Inc.
Project: TASMCOA: Hanscome K11-1

QC Batch ID: MP44045
Matrix Type: AQUEOUS

Methods: SW846 6010C
Units: ug/l

Prep Date: 10/31/25

Metal	RL	IDL	MDL	MB raw	final
-------	----	-----	-----	-----------	-------

Results < IDL are shown as zero for calculation purposes
(*) Outside of QC limits
(anr) Analyte not requested

5.4.1
5

MATRIX SPIKE AND DUPLICATE RESULTS SUMMARY

Login Number: DA76752
 Account: CHEVRCOG - Chevron USA, Inc.
 Project: TASMCOA: Hanscome K11-1

QC Batch ID: MP44045
 Matrix Type: AQUEOUS

Methods: SW846 6010C
 Units: ug/l

Prep Date: 10/31/25

Metal	DA76751-19A Original MS	SpikeLot ICPAL6	% Rec	QC Limits	
Aluminum					
Antimony					
Arsenic					
Barium					
Beryllium					
Boron					
Cadmium					
Calcium	646000	1020000	375000	99.7	75-125
Chromium					
Cobalt					
Copper					
Iron					
Lead					
Lithium					
Magnesium	225000	619000	375000	105.1	75-125
Manganese					
Molybdenum					
Nickel					
Phosphorus					
Potassium					
Selenium					
Silicon					
Silver					
Sodium	598000	982000	375000	102.4	75-125
Strontium					
Thallium					
Tin					
Titanium					
Uranium					
Vanadium					
Zinc					

Associated samples MP44045: DA76752-1A, DA76752-2A, DA76752-3A, DA76752-4A, DA76752-5A, DA76752-6A, DA76752-7A, DA76752-8A, DA76752-9A, DA76752-10A, DA76752-11A, DA76752-12A, DA76752-13A, DA76752-14A, DA76752-15A

5.4.2
5

MATRIX SPIKE AND DUPLICATE RESULTS SUMMARY

Login Number: DA76752
Account: CHEVRCOG - Chevron USA, Inc.
Project: TASMCOA: Hanscome K11-1

QC Batch ID: MP44045
Matrix Type: AQUEOUS

Methods: SW846 6010C
Units: ug/l

Prep Date: 10/31/25

Metal	DA76751-19A Original MS	SpikeLot ICPALL6	% Rec	QC Limits
-------	----------------------------	---------------------	-------	--------------

Results < IDL are shown as zero for calculation purposes
(*) Outside of QC limits
(N) Matrix Spike Rec. outside of QC limits
(anr) Analyte not requested

5.4.2
5

MATRIX SPIKE AND DUPLICATE RESULTS SUMMARY

Login Number: DA76752
 Account: CHEVRCOG - Chevron USA, Inc.
 Project: TASMCOA: Hanscome K11-1

QC Batch ID: MP44045
 Matrix Type: AQUEOUS

Methods: SW846 6010C
 Units: ug/l

Prep Date: 10/31/25

Metal	DA76751-19A Original MSD	SpikeLot ICPAL6	% Rec	MSD RPD	QC Limit	
Aluminum						
Antimony						
Arsenic						
Barium						
Beryllium						
Boron						
Cadmium						
Calcium	646000	978000	375000	88.5	4.2	20
Chromium						
Cobalt						
Copper						
Iron						
Lead						
Lithium						
Magnesium	225000	593000	375000	98.1	4.3	20
Manganese						
Molybdenum						
Nickel						
Phosphorus						
Potassium						
Selenium						
Silicon						
Silver						
Sodium	598000	941000	375000	91.5	4.3	20
Strontium						
Thallium						
Tin						
Titanium						
Uranium						
Vanadium						
Zinc						

Associated samples MP44045: DA76752-1A, DA76752-2A, DA76752-3A, DA76752-4A, DA76752-5A, DA76752-6A, DA76752-7A, DA76752-8A, DA76752-9A, DA76752-10A, DA76752-11A, DA76752-12A, DA76752-13A, DA76752-14A, DA76752-15A

5.4.2
5

MATRIX SPIKE AND DUPLICATE RESULTS SUMMARY

Login Number: DA76752
 Account: CHEVRCOG - Chevron USA, Inc.
 Project: TASMCOA: Hanscome K11-1

QC Batch ID: MP44045
 Matrix Type: AQUEOUS

Methods: SW846 6010C
 Units: ug/l

Prep Date: 10/31/25

Metal	DA76751-19A Original MSD	SpikeLot ICPAL6 % Rec	MSD RPD	QC Limit
-------	-----------------------------	--------------------------	------------	-------------

Results < IDL are shown as zero for calculation purposes
 (*) Outside of QC limits
 (N) Matrix Spike Rec. outside of QC limits
 (anr) Analyte not requested

5.4.2
5

SPIKE BLANK AND LAB CONTROL SAMPLE SUMMARY

Login Number: DA76752
 Account: CHEVRCOG - Chevron USA, Inc.
 Project: TASMCOA: Hanscome K11-1

QC Batch ID: MP44045
 Matrix Type: AQUEOUS

Methods: SW846 6010C
 Units: ug/l

Prep Date: 10/31/25

Metal	BSP Result	Spikelot ICPALL6	% Rec	QC Limits
Aluminum				
Antimony				
Arsenic				
Barium				
Beryllium				
Boron				
Cadmium				
Calcium	362000	375000	96.5	80-120
Chromium				
Cobalt				
Copper				
Iron				
Lead				
Lithium				
Magnesium	377000	375000	100.5	80-120
Manganese				
Molybdenum				
Nickel				
Phosphorus				
Potassium				
Selenium				
Silicon				
Silver				
Sodium	368000	375000	98.1	80-120
Strontium				
Thallium				
Tin				
Titanium				
Uranium				
Vanadium				
Zinc				

Associated samples MP44045: DA76752-1A, DA76752-2A, DA76752-3A, DA76752-4A, DA76752-5A, DA76752-6A, DA76752-7A, DA76752-8A, DA76752-9A, DA76752-10A, DA76752-11A, DA76752-12A, DA76752-13A, DA76752-14A, DA76752-15A

SPIKE BLANK AND LAB CONTROL SAMPLE SUMMARY

Login Number: DA76752
Account: CHEVRCOG - Chevron USA, Inc.
Project: TASMCOA: Hanscome K11-1

QC Batch ID: MP44045
Matrix Type: AQUEOUS

Methods: SW846 6010C
Units: ug/l

Prep Date: 10/31/25

Metal	BSP Result	Spikelot ICPALL6	% Rec	QC Limits
-------	---------------	---------------------	-------	--------------

Results < IDL are shown as zero for calculation purposes
(*) Outside of QC limits
(anr) Analyte not requested

SERIAL DILUTION RESULTS SUMMARY

Login Number: DA76752
 Account: CHEVRCOG - Chevron USA, Inc.
 Project: TASMCOA: Hanscome K11-1

QC Batch ID: MP44045
 Matrix Type: AQUEOUS

Methods: SW846 6010C
 Units: ug/l

Prep Date: 10/31/25

Metal	DA76751-19A Original	SDL 1:5	%DIF	QC Limits
Aluminum				
Antimony				
Arsenic				
Barium				
Beryllium				
Boron				
Cadmium				
Calcium	43000	39900	7.4	0-10
Chromium				
Cobalt				
Copper				
Iron				
Lead				
Lithium				
Magnesium	15000	13900	7.3	0-10
Manganese				
Molybdenum				
Nickel				
Phosphorus				
Potassium				
Selenium				
Silicon				
Silver				
Sodium	39900	38000	4.8	0-10
Strontium				
Thallium				
Tin				
Titanium				
Uranium				
Vanadium				
Zinc				

Associated samples MP44045: DA76752-1A, DA76752-2A, DA76752-3A, DA76752-4A, DA76752-5A, DA76752-6A, DA76752-7A, DA76752-8A, DA76752-9A, DA76752-10A, DA76752-11A, DA76752-12A, DA76752-13A, DA76752-14A, DA76752-15A

SERIAL DILUTION RESULTS SUMMARY

Login Number: DA76752
Account: CHEVRCOG - Chevron USA, Inc.
Project: TASMCOA: Hanscome K11-1

QC Batch ID: MP44045
Matrix Type: AQUEOUS

Methods: SW846 6010C
Units: ug/l

Prep Date: 10/31/25

Metal	DA76751-19A	QC
	Original SDL 1:5 %DIF	Limits

Results < IDL are shown as zero for calculation purposes
(*) Outside of QC limits
(anr) Analyte not requested

5.4.4
5

BLANK RESULTS SUMMARY
Part 2 - Method Blanks

Login Number: DA76752
Account: CHEVRCOG - Chevron USA, Inc.
Project: TASMCOA: Hanscome K11-1

QC Batch ID: MP44073
Matrix Type: SOLID

Methods: SW846 6020B
Units: mg/kg

Prep Date: 10/31/25

Metal	RL	IDL	MDL	MB raw	final
Aluminum	50	.52	5		
Antimony	0.40	.01	.05		
Arsenic	0.20	.05	.05	0.039	<0.20
Barium	2.0	.096	.24	0.10	<2.0
Beryllium	0.20	.077	.04		
Boron	40	18	10		
Cadmium	0.10	.03	.04	0.0063	<0.10
Calcium	400	25	30		
Chromium	2.0	.087	.6		
Cobalt	0.20	.04	.025		
Copper	2.0	.05	.25	0.027	<2.0
Iron	20	1.6	15		
Lead	0.50	.094	.2	0.0099	<0.50
Magnesium	100	10	10		
Manganese	1.0	.079	.2		
Molybdenum	1.0	.037	.27		
Nickel	2.0	.098	.2	0.031	<2.0
Phosphorus	60	7.6	25		
Potassium	200	2	25		
Selenium	0.20	.05	.05	0.010	<0.20
Silver	0.10	.0081	.03	0.0048	<0.10
Sodium	500	10	30		
Strontium	20	.1	1		
Thallium	0.20	.032	.04		
Tin	10	.22	4		
Titanium	2.0	.05	.3		
Uranium	0.20	.015	.1		
Vanadium	1.0	.14	.2		
Zinc	10	.05	1	0.0081	<10

Associated samples MP44073: DA76752-2, DA76752-3, DA76752-4, DA76752-5, DA76752-6, DA76752-7, DA76752-8, DA76752-9, DA76752-10, DA76752-11, DA76752-12, DA76752-13, DA76752-14, DA76752-15

Results < IDL are shown as zero for calculation purposes
(*) Outside of QC limits
(anr) Analyte not requested

MATRIX SPIKE AND DUPLICATE RESULTS SUMMARY

Login Number: DA76752
 Account: CHEVRCOG - Chevron USA, Inc.
 Project: TASMCOA: Hanscome K11-1

QC Batch ID: MP44073
 Matrix Type: SOLID

Methods: SW846 6020B
 Units: mg/kg

Prep Date: 10/31/25

Metal	DA76752-15 Original MS		SpikeLot ICPMS6	% Rec	QC Limits
Aluminum					
Antimony					
Arsenic	5.9	133	131	97.0	75-125
Barium	136	414	262	106.1	75-125
Beryllium					
Boron					
Cadmium	0.29	71.4	65.5	108.6	75-125
Calcium					
Chromium					
Cobalt					
Copper	15.7	80.0	65.5	98.2	75-125
Iron					
Lead	11.8	148	131	104.0	75-125
Magnesium					
Manganese					
Molybdenum					
Nickel	11.9	77.2	65.5	99.7	75-125
Phosphorus					
Potassium					
Selenium	1.8	131	131	98.7	75-125
Silver	0.054	27.6	26.2	105.2	75-125
Sodium					
Strontium					
Thallium					
Tin					
Titanium					
Uranium					
Vanadium					
Zinc	49.7	118	65.5	104.3	75-125

Associated samples MP44073: DA76752-2, DA76752-3, DA76752-4, DA76752-5, DA76752-6, DA76752-7, DA76752-8, DA76752-9, DA76752-10, DA76752-11, DA76752-12, DA76752-13, DA76752-14, DA76752-15

Results < IDL are shown as zero for calculation purposes
 (*) Outside of QC limits
 (N) Matrix Spike Rec. outside of QC limits
 (anr) Analyte not requested

5.5.2
5

MATRIX SPIKE AND DUPLICATE RESULTS SUMMARY

Login Number: DA76752
 Account: CHEVRCOG - Chevron USA, Inc.
 Project: TASMCOA: Hanscome K11-1

QC Batch ID: MP44073
 Matrix Type: SOLID

Methods: SW846 6020B
 Units: mg/kg

Prep Date: 10/31/25

Metal	DA76752-15 Original MSD		Spike ICPMS6	lot % Rec	MSD RPD	QC Limit
Aluminum						
Antimony						
Arsenic	5.9	137	136	96.4	3.0	20
Barium	136	415	272	102.6	0.2	20
Beryllium						
Boron						
Cadmium	0.29	71.5	68	104.7	0.1	20
Calcium						
Chromium						
Cobalt						
Copper	15.7	82.6	68	98.4	3.2	20
Iron						
Lead	11.8	150	136	101.6	1.3	20
Magnesium						
Manganese						
Molybdenum						
Nickel	11.9	78.5	68	97.9	1.7	20
Phosphorus						
Potassium						
Selenium	1.8	135	136	97.9	3.0	20
Silver	0.054	28.1	27.2	103.1	1.8	20
Sodium						
Strontium						
Thallium						
Tin						
Titanium						
Uranium						
Vanadium						
Zinc	49.7	123	68	107.8	4.1	20

Associated samples MP44073: DA76752-2, DA76752-3, DA76752-4, DA76752-5, DA76752-6, DA76752-7, DA76752-8, DA76752-9, DA76752-10, DA76752-11, DA76752-12, DA76752-13, DA76752-14, DA76752-15

Results < IDL are shown as zero for calculation purposes
 (*) Outside of QC limits
 (N) Matrix Spike Rec. outside of QC limits
 (anr) Analyte not requested

5.5.2
5

SPIKE BLANK AND LAB CONTROL SAMPLE SUMMARY

Login Number: DA76752
 Account: CHEVRCOG - Chevron USA, Inc.
 Project: TASMCOA: Hanscome K11-1

QC Batch ID: MP44073
 Matrix Type: SOLID

Methods: SW846 6020B
 Units: mg/kg

Prep Date: 10/31/25

Metal	BSP Result	Spikelot ICPMS6	% Rec	QC Limits
Aluminum				
Antimony				
Arsenic	102	100	102.0	80-120
Barium	205	200	102.5	80-120
Beryllium				
Boron				
Cadmium	52.4	50	104.8	80-120
Calcium				
Chromium				
Cobalt				
Copper	51.5	50	103.0	80-120
Iron				
Lead	102	100	102.0	80-120
Magnesium				
Manganese				
Molybdenum				
Nickel	50.9	50	101.8	80-120
Phosphorus				
Potassium				
Selenium	101	100	101.0	80-120
Silver	20.2	20	101.0	80-120
Sodium				
Strontium				
Thallium				
Tin				
Titanium				
Uranium				
Vanadium				
Zinc	51.1	50	102.2	80-120

Associated samples MP44073: DA76752-2, DA76752-3, DA76752-4, DA76752-5, DA76752-6, DA76752-7, DA76752-8, DA76752-9, DA76752-10, DA76752-11, DA76752-12, DA76752-13, DA76752-14, DA76752-15

Results < IDL are shown as zero for calculation purposes
 (*) Outside of QC limits
 (anr) Analyte not requested

SERIAL DILUTION RESULTS SUMMARY

Login Number: DA76752
 Account: CHEVRCOG - Chevron USA, Inc.
 Project: TASMCOA: Hanscome K11-1

QC Batch ID: MP44073
 Matrix Type: SOLID

Methods: SW846 6020B
 Units: ug/l

Prep Date: 10/31/25

Metal	DA76752-15 Original SDL 10:50%DIF		QC Limits
Aluminum			
Antimony			
Arsenic	42.3	47.7	12.7 0-20
Barium	978	1020	4.5 0-20
Beryllium			
Boron			
Cadmium	2.12	4.30	102.9(a) 0-20
Calcium			
Chromium			
Cobalt			
Copper	113	122	7.3 0-20
Iron			
Lead	85.1	87.5	2.8 0-20
Magnesium			
Manganese			
Molybdenum			
Nickel	86.2	92.1	6.9 0-20
Phosphorus			
Potassium			
Selenium	13.3	14.1	5.8 0-20
Silver	0.390	0.805	106.2(a) 0-20
Sodium			
Strontium			
Thallium			
Tin			
Titanium			
Uranium			
Vanadium			
Zinc	358	371	3.6 0-20

Associated samples MP44073: DA76752-2, DA76752-3, DA76752-4, DA76752-5, DA76752-6, DA76752-7, DA76752-8, DA76752-9, DA76752-10, DA76752-11, DA76752-12, DA76752-13, DA76752-14, DA76752-15

Results < IDL are shown as zero for calculation purposes
 (*) Outside of QC limits
 (anr) Analyte not requested
 (a) Percent difference acceptable due to low initial sample concentration (< 50 times IDL).

5.5.4
5

General Chemistry

QC Data Summaries

Includes the following where applicable:

- Method Blank and Blank Spike Summaries
- Duplicate Summaries
- Matrix Spike Summaries

METHOD BLANK AND SPIKE RESULTS SUMMARY
GENERAL CHEMISTRY

Login Number: DA76752
Account: CHEVRCOG - Chevron USA, Inc.
Project: TASMCOA: Hanscome K11-1

Analyte	Batch ID	RL	MB Result	Units	Spike Amount	BSP Result	BSP %Recov	QC Limits
Specific Conductivity	GP39880/GN70311			mmhos/cm	1.409	1.4	96.7	90-110%
Specific Conductivity	GP39881/GN70314			mmhos/cm	1.409	1.3	93.7	90-110%

Associated Samples:

Batch GP39880: DA76752-1

Batch GP39881: DA76752-2, DA76752-3, DA76752-4, DA76752-5, DA76752-6, DA76752-7, DA76752-8, DA76752-9, DA76752-10, DA76752-11, DA76752-12, DA76752-13, DA76752-14, DA76752-15

(*) Outside of QC limits

6.1

6

DUPLICATE RESULTS SUMMARY
GENERAL CHEMISTRY

Login Number: DA76752
Account: CHEVRCOG - Chevron USA, Inc.
Project: TASMCOA: Hanscome K11-1

Analyte	Batch ID	QC Sample	Units	Original Result	DUP Result	RPD	QC Limits
Specific Conductivity	GP39880/GN70311	DA76752-1	mmhos/cm	10.6	10.6	0.1	0-20%
Specific Conductivity	GP39881/GN70314	DA76753-6C	mmhos/cm	7.0	7.0	0.4	0-20%
pH	GN70310	DA76751-2	su	7.78	7.78	0.0	0-5%
pH	GN70312	DA76752-2	su	7.45	7.42	0.4	0-5%

Associated Samples:

Batch GN70310: DA76752-1

Batch GN70312: DA76752-2, DA76752-3, DA76752-4, DA76752-5, DA76752-6, DA76752-7, DA76752-8, DA76752-9, DA76752-10, DA76752-11, DA76752-12, DA76752-13, DA76752-14, DA76752-15

Batch GP39880: DA76752-1

Batch GP39881: DA76752-2, DA76752-3, DA76752-4, DA76752-5, DA76752-6, DA76752-7, DA76752-8, DA76752-9, DA76752-10, DA76752-11, DA76752-12, DA76752-13, DA76752-14, DA76752-15

(*) Outside of QC limits

6.2
6

Misc. Forms

Custody Documents and Other Forms

(SGS Dayton, NJ)

Includes the following where applicable:

- Chain of Custody



CHAIN OF CUSTODY

SGS North America Inc. - Wheat Ridge
4036 Youngfield Street, Wheat Ridge, CO 80033
TEL: 303-425-6021 FAX: 303-425-6854
www.sgs.com/ehsusa

Client / Reporting Information Company Name: SGS North America Inc. Street Address: 4036 Youngfield Street City: Wheat Ridge, CO 80033 Project Contact: parna.eskandaripayandeh@sgs.com Phone #: 303-425-6021		Project Information Project Name: TASMCOA: Hanscome K11-1 Street: _____ Billing Information (if different from Report to): Company Name: _____ Project #: _____ Client Purchase Order #: _____ Project Manager: _____		Requested Analysis (see TEST CODE sheet) Matrix Codes: DW - Drinking Water GW - Ground Water WW - Water SW - Surface Water SO - Soil SL - Sludge SED - Sediment OI - Oil LIQ - Other Liquid AIR - Air SOL - Other Solid WP - Wipe FB - Field Blank EB - Equipment Blank RB - Rinse Blank TB - Trip Blank											
Turnaround Time (Business days)		Data Deliverable Information										Comments / Special Instructions			
<input type="checkbox"/> Standard 10 Day (business) <input type="checkbox"/> 5 Business Days RUSH <input type="checkbox"/> 3 Business Days RUSH <input type="checkbox"/> 2 Business Days RUSH <input type="checkbox"/> 1 Business Day EMERGENCY <input checked="" type="checkbox"/> other Due 11/12/2025 <small>Emergency & Rush T/A data available via Lablink. Approval needed for RUSH/Emergency TAT</small>		Approved By (SGS PM) / Date: _____		<input type="checkbox"/> Commercial "A" (Level 1) <input type="checkbox"/> Commercial "B" (Level 2) <input type="checkbox"/> REDT1 (Level 3) <input type="checkbox"/> FULLT1 (Level 4) <input type="checkbox"/> Commercial "C" <input type="checkbox"/> State Forms <input type="checkbox"/> EDD Format <input type="checkbox"/> Other <input checked="" type="checkbox"/> Commercial "C"										Commercial "A" = Results Onl Commercial "B" = Results + QC Summary Commercial "C" = Results + QC Summary + Partial Raw data http://www.sgs.com/en/terms-and-conditions	
Sample Custody must be documented below each time samples change possession, including courier delivery.															
Relinquished by Sampler: _____ Date Time: 10-30-25		Received By: 1		Relinquished By: 2		Date Time: _____		Received By: 2		Date Time: _____					
Relinquished by Sampler: _____ Date Time: _____		Received By: 3		Relinquished By: 4		Date Time: _____		Received By: 4		Date Time: _____					
Relinquished by: _____ Date Time: _____		Received By: 5		Custody Seal # _____		<input type="checkbox"/> Intact <input type="checkbox"/> Not Intact		Preserved where applicable <input type="checkbox"/> Therm. ID: _____		On Ice <input type="checkbox"/> Cooler Temp.					

7.1
7

DA76752: Chain of Custody

Page 2 of 3



SGS Sample Receipt Summary

Job Number: DA76752

Client: SGS NORTH AMERICA INC.

Project: TASMCOA: HANSCOME K11-1

Date / Time Received: 10/31/2025 9:40:00 AM

Delivery Method: FEDEX

Airbill #'s: 744490793688

Cooler Temps (Raw Measured) °C: Cooler 1: (2.8);

Cooler Temps (Corrected) °C: Cooler 1: (2.9);

Cooler Security

Y or N

Y or N

- | | | | | | |
|---------------------------|-------------------------------------|--------------------------|-----------------------|-------------------------------------|--------------------------|
| 1. Custody Seals Present: | <input checked="" type="checkbox"/> | <input type="checkbox"/> | 3. COC Present: | <input checked="" type="checkbox"/> | <input type="checkbox"/> |
| 2. Custody Seals Intact: | <input checked="" type="checkbox"/> | <input type="checkbox"/> | 4. SmpI Dates/Time OK | <input checked="" type="checkbox"/> | <input type="checkbox"/> |

Cooler Temperature

Y or N

- | | | |
|------------------------------|-------------------------------------|--------------------------|
| 1. Temp criteria achieved: | <input checked="" type="checkbox"/> | <input type="checkbox"/> |
| 2. Cooler temp verification: | <u>IR-50</u> | |
| 3. Cooler media: | <u>Ice (Bag)</u> | |
| 4. No. Coolers: | <u>1</u> | |

Quality Control Preservation

Y or N

N/A

- | | | | |
|---------------------------------|-------------------------------------|--------------------------|-------------------------------------|
| 1. Trip Blank present / cooler: | <input type="checkbox"/> | <input type="checkbox"/> | <input checked="" type="checkbox"/> |
| 2. Trip Blank listed on COC: | <input type="checkbox"/> | <input type="checkbox"/> | <input checked="" type="checkbox"/> |
| 3. Samples preserved properly: | <input checked="" type="checkbox"/> | <input type="checkbox"/> | |
| 4. VOCs headspace free: | <input type="checkbox"/> | <input type="checkbox"/> | <input checked="" type="checkbox"/> |

Sample Integrity - Documentation

Y or N

- | | | |
|--|-------------------------------------|--------------------------|
| 1. Sample labels present on bottles: | <input checked="" type="checkbox"/> | <input type="checkbox"/> |
| 2. Container labeling complete: | <input checked="" type="checkbox"/> | <input type="checkbox"/> |
| 3. Sample container label / COC agree: | <input checked="" type="checkbox"/> | <input type="checkbox"/> |

Sample Integrity - Condition

Y or N

- | | | |
|----------------------------------|-------------------------------------|--------------------------|
| 1. Sample recvd within HT: | <input checked="" type="checkbox"/> | <input type="checkbox"/> |
| 2. All containers accounted for: | <input checked="" type="checkbox"/> | <input type="checkbox"/> |
| 3. Condition of sample: | <u>Intact</u> | |

Sample Integrity - Instructions

Y or N

N/A

- | | | | |
|---|-------------------------------------|-------------------------------------|-------------------------------------|
| 1. Analysis requested is clear: | <input checked="" type="checkbox"/> | <input type="checkbox"/> | |
| 2. Bottles received for unspecified tests | <input type="checkbox"/> | <input checked="" type="checkbox"/> | |
| 3. Sufficient volume recvd for analysis: | <input checked="" type="checkbox"/> | <input type="checkbox"/> | |
| 4. Compositing instructions clear: | <input type="checkbox"/> | <input type="checkbox"/> | <input checked="" type="checkbox"/> |
| 5. Filtering instructions clear: | <input type="checkbox"/> | <input type="checkbox"/> | <input checked="" type="checkbox"/> |

Test Strip Lot #s:	pH 1-12: <u>231619</u>	pH 12+: <u>203117A</u>	Other: (Specify) _____
--------------------	------------------------	------------------------	------------------------

Comments

SM089-03
Rev. Date 12/7/17

DA76752: Chain of Custody

Page 3 of 3

7.1
7

General Chemistry

QC Data Summaries

(SGS Dayton, NJ)

Includes the following where applicable:

- Method Blank and Blank Spike Summaries
- Duplicate Summaries
- Matrix Spike Summaries

METHOD BLANK AND SPIKE RESULTS SUMMARY
GENERAL CHEMISTRY

Login Number: DA76752
Account: ALMS - SGS Wheat Ridge, CO
Project: CHEVRCOG: TASMCOA: Hanscome K11-1

Analyte	Batch ID	RL	MB Result	Units	Spike Amount	BSP Result	BSP %Recov	QC Limits
Chromium, Hexavalent	GP65766/GN76622	0.40	0.0	mg/kg	40	40.9	102.3	80-120%
Chromium, Hexavalent	GP65766/GN76622			mg/kg	1060	1030	97.6	80-120%
Chromium, Hexavalent	GP65767/GN76628	0.40	0.0	mg/kg	40	39.1	97.8	80-120%
Chromium, Hexavalent	GP65767/GN76628			mg/kg	1230	1150	93.6	80-120%
Chromium, Hexavalent	GP65768/GN76629	0.40	0.0	mg/kg	40	40.1	100.3	80-120%
Chromium, Hexavalent	GP65768/GN76629			mg/kg	875	821	93.8	80-120%
Chromium, Hexavalent	GP65769/GN76623	0.40	0.0	mg/kg	40	40.5	101.3	80-120%
Chromium, Hexavalent	GP65769/GN76623			mg/kg	689	760	110.3	80-120%

Associated Samples:

Batch GP65766: DA76752-12

Batch GP65767: DA76752-13, DA76752-14

Batch GP65768: DA76752-1, DA76752-2, DA76752-3, DA76752-4, DA76752-5, DA76752-6, DA76752-7, DA76752-8, DA76752-9, DA76752-10, DA76752-11

Batch GP65769: DA76752-15

(*) Outside of QC limits



DUPLICATE RESULTS SUMMARY
GENERAL CHEMISTRY

Login Number: DA76752
Account: ALMS - SGS Wheat Ridge, CO
Project: CHEVRCOG: TASMCOA: Hanscome K11-1

Analyte	Batch ID	QC Sample	Units	Original Result	DUP Result	RPD	QC Limits
Chromium, Hexavalent	GP65766/GN76622	DA76747-1C	mg/kg	0.0	0.0	0.0	0-20%
Chromium, Hexavalent	GP65767/GN76628	DA76761-1	mg/kg	0.0	0.0	0.0	0-20%
Chromium, Hexavalent	GP65768/GN76629	DA76750-1C	mg/kg	0.0	0.0	0.0	0-20%
Chromium, Hexavalent	GP65769/GN76623	DA76765-1C	mg/kg	0.0	0.0	0.0	0-20%

Associated Samples:

Batch GP65766: DA76752-12

Batch GP65767: DA76752-13, DA76752-14

Batch GP65768: DA76752-1, DA76752-2, DA76752-3, DA76752-4, DA76752-5, DA76752-6, DA76752-7, DA76752-8, DA76752-9, DA76752-10, DA76752-11

Batch GP65769: DA76752-15

(*) Outside of QC limits

8.2

8

MATRIX SPIKE RESULTS SUMMARY
GENERAL CHEMISTRY

Login Number: DA76752
Account: ALMS - SGS Wheat Ridge, CO
Project: CHEVRCOG: TASMCOA: Hanscome K11-1

Analyte	Batch ID	QC Sample	Units	Original Result	Spike Amount	MS Result	%Rec	QC Limits
Chromium, Hexavalent	GP65766/GN76622	DA76747-1C	mg/kg	0.0	44.1	42.4	96.2(a)	75-125%
Chromium, Hexavalent	GP65766/GN76622	DA76747-1C	mg/kg	0.0	910	940	103.3(b)	75-125%
Chromium, Hexavalent	GP65767/GN76628	DA76761-1	mg/kg	0.0	49	37.5	76.5(c)	75-125%
Chromium, Hexavalent	GP65767/GN76628	DA76761-1	mg/kg	0.0	1140	1100	96.2(b)	75-125%
Chromium, Hexavalent	GP65768/GN76629	DA76750-1C	mg/kg	0.0	42.1	37.8	89.7(d)	75-125%
Chromium, Hexavalent	GP65768/GN76629	DA76750-1C	mg/kg	0.0	920	924	100.4(b)	75-125%
Chromium, Hexavalent	GP65769/GN76623	DA76765-1C	mg/kg	0.0	44.6	37.3	83.6(e)	75-125%
Chromium, Hexavalent	GP65769/GN76623	DA76765-1C	mg/kg	0.0	908	852	93.9(b)	75-125%

Associated Samples:

Batch GP65766: DA76752-12

Batch GP65767: DA76752-13, DA76752-14

Batch GP65768: DA76752-1, DA76752-2, DA76752-3, DA76752-4, DA76752-5, DA76752-6, DA76752-7, DA76752-8, DA76752-9, DA76752-10, DA76752-11

Batch GP65769: DA76752-15

(*) Outside of QC limits

(N) Matrix Spike Rec. outside of QC limits

(a) Good recovery on soluble XCR matrix spike. Good recovery (98.4%) on the post-spike.

(b) Good recovery on insoluble XCR matrix spike. See additional comments on soluble matrix spike recovery.

(c) Good recovery on soluble XCR matrix spike. Good recovery (104.08%) on the post-spike.

(d) Good recovery on soluble XCR matrix spike. Good recovery (95.26%) on the post-spike.

(e) Good recovery on soluble XCR matrix spike. Good recovery (101%) on the post-spike.