

The results set forth herein are provided by SGS North America Inc.

e-Hardcopy 2.0
Automated Report

Technical Report for

Chevron USA, Inc.

TASMCOA: Hanscome K11-1

7259

SGS Job Number: DA76631

Sampling Date: 10/24/25

Report to:

Chevron USA, Inc.
2115 117th Avenue
Greeley, CO 80634
parna.eskandaripayandeh@sgs.com

ATTN: Bryce Goldade

Total number of pages in report: 314



Test results contained within this data package meet the requirements of the National Environmental Laboratory Accreditation Program and/or state specific certification programs as applicable unless noted in the narrative, comments or footnotes.

Eric Hoffman

Client Service contact: Parna Payandeh 303-425-6021

Certifications: CO (CO00049), ND (R-027), UT (NELAP CO00049), LA (LA150028), TX (T104704511), WY (8TMS-L) HI (CO00049), NJ (CO011), NV (CO00049), AK (CO00049), CA (3076), and NC (08701)

This report shall not be reproduced, except in its entirety, without the written approval of SGS.
Test results relate only to samples analyzed.

How did we do today?

Your feedback helps us improve our service and takes less than a minute to complete.

START SURVEY

Table of Contents

-1-

Section 1: Sample Summary	5
Section 2: Summary of Hits	13
Section 3: Sample Results	29
3.1: DA76631-1: BH01@2-3'	30
3.2: DA76631-1A: BH01@2-3'	33
3.3: DA76631-1B: BH01@2-3'	35
3.4: DA76631-1C: BH01@2-3'	36
3.5: DA76631-2: BH01@5-6'	38
3.6: DA76631-2A: BH01@5-6'	41
3.7: DA76631-2B: BH01@5-6'	43
3.8: DA76631-2C: BH01@5-6'	44
3.9: DA76631-3: BH01@12-13'	46
3.10: DA76631-3A: BH01@12-13'	49
3.11: DA76631-3B: BH01@12-13'	51
3.12: DA76631-3C: BH01@12-13'	52
3.13: DA76631-4: BH02@2-3'	54
3.14: DA76631-4A: BH02@2-3'	57
3.15: DA76631-4B: BH02@2-3'	59
3.16: DA76631-4C: BH02@2-3'	60
3.17: DA76631-5: BH02@5-6'	62
3.18: DA76631-5A: BH02@5-6'	65
3.19: DA76631-5B: BH02@5-6'	67
3.20: DA76631-5C: BH02@5-6'	68
3.21: DA76631-6: BH02@12-13'	70
3.22: DA76631-6A: BH02@12-13'	73
3.23: DA76631-6B: BH02@12-13'	75
3.24: DA76631-6C: BH02@12-13'	76
3.25: DA76631-7: BH03@2-3'	78
3.26: DA76631-7A: BH03@2-3'	81
3.27: DA76631-7B: BH03@2-3'	83
3.28: DA76631-7C: BH03@2-3'	84
3.29: DA76631-8: BH03@5-6'	86
3.30: DA76631-8A: BH03@5-6'	89
3.31: DA76631-8B: BH03@5-6'	91
3.32: DA76631-8C: BH03@5-6'	92
3.33: DA76631-9: BH03@12-13'	94
3.34: DA76631-9A: BH03@12-13'	97
3.35: DA76631-9B: BH03@12-13'	99
3.36: DA76631-9C: BH03@12-13'	100
3.37: DA76631-10: BH04@2-3'	102
3.38: DA76631-10A: BH04@2-3'	105
3.39: DA76631-10B: BH04@2-3'	107

Table of Contents

-2-

3.40: DA76631-10C: BH04@2-3'	108
3.41: DA76631-11: BH04@5-6'	110
3.42: DA76631-11A: BH04@5-6'	113
3.43: DA76631-11B: BH04@5-6'	115
3.44: DA76631-11C: BH04@5-6'	116
3.45: DA76631-12: BH04@12-13'	118
3.46: DA76631-12A: BH04@12-13'	121
3.47: DA76631-12B: BH04@12-13'	123
3.48: DA76631-12C: BH04@12-13'	124
3.49: DA76631-13: BH05@2-3'	126
3.50: DA76631-13A: BH05@2-3'	129
3.51: DA76631-13B: BH05@2-3'	131
3.52: DA76631-13C: BH05@2-3'	132
3.53: DA76631-14: BH05@5-6'	134
3.54: DA76631-14A: BH05@5-6'	137
3.55: DA76631-14B: BH05@5-6'	139
3.56: DA76631-14C: BH05@5-6'	140
3.57: DA76631-15: BH05@12-13'	142
3.58: DA76631-15A: BH05@12-13'	145
3.59: DA76631-15B: BH05@12-13'	147
3.60: DA76631-15C: BH05@12-13'	148
3.61: DA76631-16: SB01@2-3'	150
3.62: DA76631-16A: SB01@2-3'	153
3.63: DA76631-16B: SB01@2-3'	155
3.64: DA76631-16C: SB01@2-3'	156
3.65: DA76631-17: SB01@5-6'	158
3.66: DA76631-17A: SB01@5-6'	161
3.67: DA76631-17B: SB01@5-6'	163
3.68: DA76631-17C: SB01@5-6'	164
3.69: DA76631-18: SB01@8-9'	166
3.70: DA76631-18A: SB01@8-9'	169
3.71: DA76631-18B: SB01@8-9'	171
3.72: DA76631-18C: SB01@8-9'	172
3.73: DA76631-19: SB02@2-3'	174
3.74: DA76631-19A: SB02@2-3'	177
3.75: DA76631-19B: SB02@2-3'	179
3.76: DA76631-19C: SB02@2-3'	180
3.77: DA76631-20: SB03@2-3'	182
3.78: DA76631-20A: SB03@2-3'	185
3.79: DA76631-20B: SB03@2-3'	187
3.80: DA76631-20C: SB03@2-3'	188
3.81: DA76631-21: SB04@2-3'	190

Table of Contents

-3-

3.82: DA76631-21A: SB04@2-3'	193
3.83: DA76631-21B: SB04@2-3'	195
3.84: DA76631-21C: SB04@2-3'	196
3.85: DA76631-22: SB05@2-3'	198
3.86: DA76631-22A: SB05@2-3'	201
3.87: DA76631-22B: SB05@2-3'	203
3.88: DA76631-22C: SB05@2-3'	204
3.89: DA76631-23: SB05@7-8'	206
3.90: DA76631-23A: SB05@7-8'	209
3.91: DA76631-23B: SB05@7-8'	211
3.92: DA76631-23C: SB05@7-8'	212
Section 4: Misc. Forms	214
4.1: Chain of Custody	215
Section 5: MS Volatiles - QC Data Summaries	218
5.1: Method Blank Summary	219
5.2: Blank Spike Summary	225
5.3: Matrix Spike/Matrix Spike Duplicate Summary	233
Section 6: MS Semi-volatiles - QC Data Summaries	239
6.1: Method Blank Summary	240
6.2: Blank Spike Summary	242
6.3: Matrix Spike/Matrix Spike Duplicate Summary	244
Section 7: GC/LC Semi-volatiles - QC Data Summaries	246
7.1: Method Blank Summary	247
7.2: Blank Spike Summary	249
7.3: Matrix Spike/Matrix Spike Duplicate Summary	253
Section 8: Metals Analysis - QC Data Summaries	256
8.1: Prep QC MP43918: B	257
8.2: Prep QC MP43919: As,Ba,Cd,Cu,Pb,Ni,Se,Ag,Zn	265
8.3: Prep QC MP43920: B	271
8.4: Prep QC MP43921: As,Ba,Cd,Cu,Pb,Ni,Se,Ag,Zn	279
8.5: Prep QC MP43956: Ca,Mg,Na	284
8.6: Prep QC MP43957: Ca,Mg,Na	294
Section 9: General Chemistry - QC Data Summaries	304
9.1: Method Blank and Spike Results Summary	305
9.2: Duplicate Results Summary	306
Section 10: Misc. Forms (SGS Orlando, FL)	307
10.1: Chain of Custody	308
Section 11: General Chemistry - QC Data (SGS Orlando, FL)	311
11.1: Method Blank and Spike Results Summary	312
11.2: Matrix Spike Results Summary	313
11.3: Matrix Spike Duplicate Results Summary	314



Sample Summary

Chevron USA, Inc.

Job No: DA76631

TASMCOA: Hanscome K11-1
Project No: 7259

Sample Number	Collected		Received	Matrix		Client Sample ID
	Date	Time By		Code	Type	
DA76631-1	10/24/25	09:48 EL	10/24/25	SO	Soil	BH01@2-3'
DA76631-1A	10/24/25	09:48 EL	10/24/25	SO	Soil	BH01@2-3'
DA76631-1B	10/24/25	09:48 EL	10/24/25	SO	Soil	BH01@2-3'
DA76631-1C	10/24/25	09:48 EL	10/24/25	SO	Soil	BH01@2-3'
DA76631-2	10/24/25	09:50 EL	10/24/25	SO	Soil	BH01@5-6'
DA76631-2A	10/24/25	09:50 EL	10/24/25	SO	Soil	BH01@5-6'
DA76631-2B	10/24/25	09:50 EL	10/24/25	SO	Soil	BH01@5-6'
DA76631-2C	10/24/25	09:50 EL	10/24/25	SO	Soil	BH01@5-6'
DA76631-3	10/24/25	09:52 EL	10/24/25	SO	Soil	BH01@12-13'
DA76631-3A	10/24/25	09:52 EL	10/24/25	SO	Soil	BH01@12-13'
DA76631-3B	10/24/25	09:52 EL	10/24/25	SO	Soil	BH01@12-13'
DA76631-3C	10/24/25	09:52 EL	10/24/25	SO	Soil	BH01@12-13'
DA76631-4	10/24/25	10:56 EL	10/24/25	SO	Soil	BH02@2-3'

Soil samples reported on a dry weight basis unless otherwise indicated on result page.



Sample Summary

(continued)

Chevron USA, Inc.

Job No: DA76631

TASMCOA: Hanscome K11-1
 Project No: 7259

Sample Number	Collected		Received	Matrix		Client Sample ID
	Date	Time By		Code	Type	
DA76631-4A	10/24/25	10:56 EL	10/24/25	SO	Soil	BH02@2-3'
DA76631-4B	10/24/25	10:56 EL	10/24/25	SO	Soil	BH02@2-3'
DA76631-4C	10/24/25	10:56 EL	10/24/25	SO	Soil	BH02@2-3'
DA76631-5	10/24/25	10:58 EL	10/24/25	SO	Soil	BH02@5-6'
DA76631-5A	10/24/25	10:58 EL	10/24/25	SO	Soil	BH02@5-6'
DA76631-5B	10/24/25	10:58 EL	10/24/25	SO	Soil	BH02@5-6'
DA76631-5C	10/24/25	10:58 EL	10/24/25	SO	Soil	BH02@5-6'
DA76631-6	10/24/25	11:00 EL	10/24/25	SO	Soil	BH02@12-13'
DA76631-6A	10/24/25	11:00 EL	10/24/25	SO	Soil	BH02@12-13'
DA76631-6B	10/24/25	11:00 EL	10/24/25	SO	Soil	BH02@12-13'
DA76631-6C	10/24/25	11:00 EL	10/24/25	SO	Soil	BH02@12-13'
DA76631-7	10/24/25	11:23 EL	10/24/25	SO	Soil	BH03@2-3'
DA76631-7A	10/24/25	11:23 EL	10/24/25	SO	Soil	BH03@2-3'

Soil samples reported on a dry weight basis unless otherwise indicated on result page.



Sample Summary

(continued)

Chevron USA, Inc.

Job No: DA76631

TASMCOA: Hanscome K11-1

Project No: 7259

Sample Number	Collected		Received	Matrix		Client Sample ID
	Date	Time By		Code	Type	
DA76631-7B	10/24/25	11:23 EL	10/24/25	SO	Soil	BH03@2-3'
DA76631-7C	10/24/25	11:23 EL	10/24/25	SO	Soil	BH03@2-3'
DA76631-8	10/24/25	11:25 EL	10/24/25	SO	Soil	BH03@5-6'
DA76631-8A	10/24/25	11:25 EL	10/24/25	SO	Soil	BH03@5-6'
DA76631-8B	10/24/25	11:25 EL	10/24/25	SO	Soil	BH03@5-6'
DA76631-8C	10/24/25	11:25 EL	10/24/25	SO	Soil	BH03@5-6'
DA76631-9	10/24/25	11:27 EL	10/24/25	SO	Soil	BH03@12-13'
DA76631-9A	10/24/25	11:27 EL	10/24/25	SO	Soil	BH03@12-13'
DA76631-9B	10/24/25	11:27 EL	10/24/25	SO	Soil	BH03@12-13'
DA76631-9C	10/24/25	11:27 EL	10/24/25	SO	Soil	BH03@12-13'
DA76631-10	10/24/25	10:14 EL	10/24/25	SO	Soil	BH04@2-3'
DA76631-10A	10/24/25	10:14 EL	10/24/25	SO	Soil	BH04@2-3'
DA76631-10B	10/24/25	10:14 EL	10/24/25	SO	Soil	BH04@2-3'

Soil samples reported on a dry weight basis unless otherwise indicated on result page.



Sample Summary

(continued)

Chevron USA, Inc.

Job No: DA76631

TASMCOA: Hanscome K11-1
Project No: 7259

Sample Number	Collected		Received	Matrix		Client Sample ID
	Date	Time By		Code	Type	
DA76631-10C	10/24/25	10:14 EL	10/24/25	SO	Soil	BH04@2-3'
DA76631-11	10/24/25	10:16 EL	10/24/25	SO	Soil	BH04@5-6'
DA76631-11A	10/24/25	10:16 EL	10/24/25	SO	Soil	BH04@5-6'
DA76631-11B	10/24/25	10:16 EL	10/24/25	SO	Soil	BH04@5-6'
DA76631-11C	10/24/25	10:16 EL	10/24/25	SO	Soil	BH04@5-6'
DA76631-12	10/24/25	10:18 EL	10/24/25	SO	Soil	BH04@12-13'
DA76631-12A	10/24/25	10:18 EL	10/24/25	SO	Soil	BH04@12-13'
DA76631-12B	10/24/25	10:18 EL	10/24/25	SO	Soil	BH04@12-13'
DA76631-12C	10/24/25	10:18 EL	10/24/25	SO	Soil	BH04@12-13'
DA76631-13	10/24/25	10:34 EL	10/24/25	SO	Soil	BH05@2-3'
DA76631-13A	10/24/25	10:34 EL	10/24/25	SO	Soil	BH05@2-3'
DA76631-13B	10/24/25	10:34 EL	10/24/25	SO	Soil	BH05@2-3'
DA76631-13C	10/24/25	10:34 EL	10/24/25	SO	Soil	BH05@2-3'

Soil samples reported on a dry weight basis unless otherwise indicated on result page.



Sample Summary

(continued)

Chevron USA, Inc.

Job No: DA76631

TASMCOA: Hanscome K11-1
Project No: 7259

Sample Number	Collected		Received	Matrix		Client Sample ID
	Date	Time By		Code	Type	
DA76631-14	10/24/25	10:36 EL	10/24/25	SO	Soil	BH05@5-6'
DA76631-14A	10/24/25	10:36 EL	10/24/25	SO	Soil	BH05@5-6'
DA76631-14B	10/24/25	10:36 EL	10/24/25	SO	Soil	BH05@5-6'
DA76631-14C	10/24/25	10:36 EL	10/24/25	SO	Soil	BH05@5-6'
DA76631-15	10/24/25	10:38 EL	10/24/25	SO	Soil	BH05@12-13'
DA76631-15A	10/24/25	10:38 EL	10/24/25	SO	Soil	BH05@12-13'
DA76631-15B	10/24/25	10:38 EL	10/24/25	SO	Soil	BH05@12-13'
DA76631-15C	10/24/25	10:38 EL	10/24/25	SO	Soil	BH05@12-13'
DA76631-16	10/24/25	12:10 EL	10/24/25	SO	Soil	SB01@2-3'
DA76631-16A	10/24/25	12:10 EL	10/24/25	SO	Soil	SB01@2-3'
DA76631-16B	10/24/25	12:10 EL	10/24/25	SO	Soil	SB01@2-3'
DA76631-16C	10/24/25	12:10 EL	10/24/25	SO	Soil	SB01@2-3'
DA76631-17	10/24/25	12:12 EL	10/24/25	SO	Soil	SB01@5-6'

Soil samples reported on a dry weight basis unless otherwise indicated on result page.



Sample Summary

(continued)

Chevron USA, Inc.

Job No: DA76631

TASMCOA: Hanscome K11-1
 Project No: 7259

Sample Number	Collected		Received	Matrix		Client Sample ID
	Date	Time By		Code	Type	
DA76631-17A	10/24/25	12:12 EL	10/24/25	SO	Soil	SB01@5-6'
DA76631-17B	10/24/25	12:12 EL	10/24/25	SO	Soil	SB01@5-6'
DA76631-17C	10/24/25	12:12 EL	10/24/25	SO	Soil	SB01@5-6'
DA76631-18	10/24/25	12:14 EL	10/24/25	SO	Soil	SB01@8-9'
DA76631-18A	10/24/25	12:14 EL	10/24/25	SO	Soil	SB01@8-9'
DA76631-18B	10/24/25	12:14 EL	10/24/25	SO	Soil	SB01@8-9'
DA76631-18C	10/24/25	12:14 EL	10/24/25	SO	Soil	SB01@8-9'
DA76631-19	10/24/25	13:05 EL	10/24/25	SO	Soil	SB02@2-3'
DA76631-19A	10/24/25	13:05 EL	10/24/25	SO	Soil	SB02@2-3'
DA76631-19B	10/24/25	13:05 EL	10/24/25	SO	Soil	SB02@2-3'
DA76631-19C	10/24/25	13:05 EL	10/24/25	SO	Soil	SB02@2-3'
DA76631-20	10/24/25	13:50 EL	10/24/25	SO	Soil	SB03@2-3'
DA76631-20A	10/24/25	13:50 EL	10/24/25	SO	Soil	SB03@2-3'

Soil samples reported on a dry weight basis unless otherwise indicated on result page.



Sample Summary

(continued)

Chevron USA, Inc.

Job No: DA76631

TASMCOA: Hanscome K11-1
 Project No: 7259

Sample Number	Collected		Received	Matrix		Client Sample ID
	Date	Time By		Code	Type	
DA76631-20B	10/24/25	13:50 EL	10/24/25	SO	Soil	SB03@2-3'
DA76631-20C	10/24/25	13:50 EL	10/24/25	SO	Soil	SB03@2-3'
DA76631-21	10/24/25	12:34 EL	10/24/25	SO	Soil	SB04@2-3'
DA76631-21A	10/24/25	12:34 EL	10/24/25	SO	Soil	SB04@2-3'
DA76631-21B	10/24/25	12:34 EL	10/24/25	SO	Soil	SB04@2-3'
DA76631-21C	10/24/25	12:34 EL	10/24/25	SO	Soil	SB04@2-3'
DA76631-22	10/24/25	13:20 EL	10/24/25	SO	Soil	SB05@2-3'
DA76631-22A	10/24/25	13:20 EL	10/24/25	SO	Soil	SB05@2-3'
DA76631-22B	10/24/25	13:20 EL	10/24/25	SO	Soil	SB05@2-3'
DA76631-22C	10/24/25	13:20 EL	10/24/25	SO	Soil	SB05@2-3'
DA76631-23	10/24/25	13:22 EL	10/24/25	SO	Soil	SB05@7-8'
DA76631-23A	10/24/25	13:22 EL	10/24/25	SO	Soil	SB05@7-8'
DA76631-23B	10/24/25	13:22 EL	10/24/25	SO	Soil	SB05@7-8'

Soil samples reported on a dry weight basis unless otherwise indicated on result page.



Sample Summary

(continued)

Chevron USA, Inc.

Job No: DA76631

TASMCOA: Hanscome K11-1
Project No: 7259

Sample Number	Collected		Matrix			Client Sample ID
	Date	Time By	Received	Code	Type	
DA76631-23C	10/24/25	13:22 EL	10/24/25	SO	Soil	SB05@7-8'

Soil samples reported on a dry weight basis unless otherwise indicated on result page.

Summary of Hits

Job Number: DA76631
Account: Chevron USA, Inc.
Project: TASMCOA: Hanscome K11-1
Collected: 10/24/25

Lab Sample ID	Client Sample ID	Result/ Qual	RL	MDL	Units	Method
---------------	------------------	-----------------	----	-----	-------	--------

DA76631-1 BH01@2-3'

TPH-DRO (C10-C28)	100	4.2			mg/kg	SW846-8015C
TPH-ORO (> C28-C36)	50.9	6.3			mg/kg	SW846-8015C

DA76631-1A BH01@2-3'

Calcium	550	6.0			mg/l	SW846 6010C
Magnesium	139	3.0			mg/l	SW846 6010C
Sodium	312	6.0			mg/l	SW846 6010C
Sodium Adsorption Ratio ^a	3.08				ratio	USDA HANDBOOK 60

DA76631-1B BH01@2-3'

Boron	1.01	0.50			mg/l	SW846 6010C
-------	------	------	--	--	------	-------------

DA76631-1C BH01@2-3'

Arsenic	3.4	0.13			mg/kg	SW846 6020B
Barium	69.3	1.3			mg/kg	SW846 6020B
Cadmium	0.12	0.065			mg/kg	SW846 6020B
Copper	7.6	1.3			mg/kg	SW846 6020B
Lead	6.9	0.33			mg/kg	SW846 6020B
Nickel	5.8	1.3			mg/kg	SW846 6020B
Selenium	3.1	0.13			mg/kg	SW846 6020B
Zinc	24.6	6.5			mg/kg	SW846 6020B
pH	7.51				su	WREP-125,4E-SATPASTE
Specific Conductivity	4.4	0.0010			mmhos/cm	SM 2510B-2011 MOD

DA76631-2 BH01@5-6'

TPH-GRO (C6-C10)	4.93	0.26			mg/kg	SW846 8260D
TPH-DRO (C10-C28)	59.8	5.4			mg/kg	SW846-8015C
TPH-ORO (> C28-C36)	25.9	8.0			mg/kg	SW846-8015C

DA76631-2A BH01@5-6'

Calcium	516	6.0			mg/l	SW846 6010C
Magnesium	198	3.0			mg/l	SW846 6010C
Sodium	462	6.0			mg/l	SW846 6010C
Sodium Adsorption Ratio ^a	4.38				ratio	USDA HANDBOOK 60

DA76631-2B BH01@5-6'

No hits reported in this sample.

Summary of Hits

Job Number: DA76631
Account: Chevron USA, Inc.
Project: TASMCOA: Hanscome K11-1
Collected: 10/24/25

Lab Sample ID	Client Sample ID	Result/ Qual	RL	MDL	Units	Method
---------------	------------------	-----------------	----	-----	-------	--------

DA76631-2C BH01@5-6'

Arsenic	2.3	0.14		mg/kg	SW846 6020B
Barium	132	1.4		mg/kg	SW846 6020B
Cadmium	0.18	0.071		mg/kg	SW846 6020B
Copper	6.3	1.4		mg/kg	SW846 6020B
Lead	8.1	0.35		mg/kg	SW846 6020B
Nickel	7.9	1.4		mg/kg	SW846 6020B
Selenium	8.4	0.14		mg/kg	SW846 6020B
Zinc	29.3	7.1		mg/kg	SW846 6020B
pH	7.63			su	WREP-125,4E-SATPASTE
Specific Conductivity	5.2	0.0010		mmhos/cm	SM 2510B-2011 MOD

DA76631-3 BH01@12-13'

No hits reported in this sample.

DA76631-3A BH01@12-13'

Calcium	125	6.0		mg/l	SW846 6010C
Magnesium	60.1	3.0		mg/l	SW846 6010C
Sodium	289	6.0		mg/l	SW846 6010C
Sodium Adsorption Ratio ^a	5.32			ratio	USDA HANDBOOK 60

DA76631-3B BH01@12-13'

No hits reported in this sample.

DA76631-3C BH01@12-13'

Arsenic	1.6	0.16		mg/kg	SW846 6020B
Barium	40.0	1.6		mg/kg	SW846 6020B
Copper	19.6	1.6		mg/kg	SW846 6020B
Lead	12.0	0.40		mg/kg	SW846 6020B
Nickel	6.2	1.6		mg/kg	SW846 6020B
Selenium	3.6	0.16		mg/kg	SW846 6020B
Silver	0.083	0.080		mg/kg	SW846 6020B
Zinc	45.5	8.0		mg/kg	SW846 6020B
pH	7.70			su	WREP-125,4E-SATPASTE
Specific Conductivity	2.5	0.0010		mmhos/cm	SM 2510B-2011 MOD
Chromium, Hexavalent ^b	0.52	0.52		mg/kg	SW846 7199

Summary of Hits

Job Number: DA76631
Account: Chevron USA, Inc.
Project: TASMCOA: Hanscome K11-1
Collected: 10/24/25

Lab Sample ID	Client Sample ID	Result/ Qual	RL	MDL	Units	Method
---------------	------------------	-----------------	----	-----	-------	--------

DA76631-4 BH02@2-3'

No hits reported in this sample.

DA76631-4A BH02@2-3'

Calcium	524	6.0		mg/l	SW846 6010C
Magnesium	180	3.0		mg/l	SW846 6010C
Sodium	314	6.0		mg/l	SW846 6010C
Sodium Adsorption Ratio ^a	3.02			ratio	USDA HANDBOOK 60

DA76631-4B BH02@2-3'

Boron	0.618	0.50		mg/l	SW846 6010C
-------	-------	------	--	------	-------------

DA76631-4C BH02@2-3'

Arsenic	3.3	0.20		mg/kg	SW846 6020B
Barium	167	2.0		mg/kg	SW846 6020B
Cadmium	0.18	0.099		mg/kg	SW846 6020B
Copper	13.1	2.0		mg/kg	SW846 6020B
Lead	10.1	0.50		mg/kg	SW846 6020B
Nickel	10.6	2.0		mg/kg	SW846 6020B
Selenium	1.6	0.20		mg/kg	SW846 6020B
Zinc	45.3	9.9		mg/kg	SW846 6020B
pH	7.87			su	WREP-125,4E-SATPASTE
Specific Conductivity	4.4	0.0010		mmhos/cm	SM 2510B-2011 MOD

DA76631-5 BH02@5-6'

No hits reported in this sample.

DA76631-5A BH02@5-6'

Calcium	530	6.0		mg/l	SW846 6010C
Magnesium	173	3.0		mg/l	SW846 6010C
Sodium	384	6.0		mg/l	SW846 6010C
Sodium Adsorption Ratio ^a	3.70			ratio	USDA HANDBOOK 60

DA76631-5B BH02@5-6'

No hits reported in this sample.

Summary of Hits

Job Number: DA76631
Account: Chevron USA, Inc.
Project: TASMCOA: Hanscome K11-1
Collected: 10/24/25

2

Lab Sample ID	Client Sample ID	Result/ Qual	RL	MDL	Units	Method
---------------	------------------	-----------------	----	-----	-------	--------

DA76631-5C BH02@5-6'

Arsenic		1.7	0.15		mg/kg	SW846 6020B
Barium		166	1.5		mg/kg	SW846 6020B
Cadmium		0.22	0.077		mg/kg	SW846 6020B
Copper		14.5	1.5		mg/kg	SW846 6020B
Lead		12.1	0.39		mg/kg	SW846 6020B
Nickel		9.9	1.5		mg/kg	SW846 6020B
Selenium		3.5	0.15		mg/kg	SW846 6020B
Zinc		44.6	7.7		mg/kg	SW846 6020B
pH		7.73			su	WREP-125,4E-SATPASTE
Specific Conductivity		4.6	0.0010		mmhos/cm	SM 2510B-2011 MOD

DA76631-6 BH02@12-13'

No hits reported in this sample.

DA76631-6A BH02@12-13'

Calcium		170	6.0		mg/l	SW846 6010C
Magnesium		82.1	3.0		mg/l	SW846 6010C
Sodium		324	6.0		mg/l	SW846 6010C
Sodium Adsorption Ratio ^a		5.10			ratio	USDA HANDBOOK 60

DA76631-6B BH02@12-13'

No hits reported in this sample.

DA76631-6C BH02@12-13'

Arsenic		0.53	0.15		mg/kg	SW846 6020B
Barium		33.7	1.5		mg/kg	SW846 6020B
Copper		6.3	1.5		mg/kg	SW846 6020B
Lead		4.0	0.37		mg/kg	SW846 6020B
Nickel		3.6	1.5		mg/kg	SW846 6020B
Selenium		0.24	0.15		mg/kg	SW846 6020B
Zinc		23.7	7.5		mg/kg	SW846 6020B
pH		7.58			su	WREP-125,4E-SATPASTE
Specific Conductivity		2.8	0.0010		mmhos/cm	SM 2510B-2011 MOD
Chromium, Hexavalent ^b		1.1	0.48		mg/kg	SW846 7199

DA76631-7 BH03@2-3'

No hits reported in this sample.

Summary of Hits

Job Number: DA76631
Account: Chevron USA, Inc.
Project: TASMCOA: Hanscome K11-1
Collected: 10/24/25

Lab Sample ID	Client Sample ID	Result/ Qual	RL	MDL	Units	Method
---------------	------------------	-----------------	----	-----	-------	--------

DA76631-7A BH03@2-3'

Calcium	564	6.0		mg/l	SW846 6010C
Magnesium	130	3.0		mg/l	SW846 6010C
Sodium	354	6.0		mg/l	SW846 6010C
Sodium Adsorption Ratio ^a	3.49			ratio	USDA HANDBOOK 60

DA76631-7B BH03@2-3'

Boron	0.576	0.50		mg/l	SW846 6010C
-------	-------	------	--	------	-------------

DA76631-7C BH03@2-3'

Arsenic	2.5	0.19		mg/kg	SW846 6020B
Barium	149	1.9		mg/kg	SW846 6020B
Cadmium	0.19	0.095		mg/kg	SW846 6020B
Copper	15.7	1.9		mg/kg	SW846 6020B
Lead	10.7	0.48		mg/kg	SW846 6020B
Nickel	10	1.9		mg/kg	SW846 6020B
Selenium	4.1	0.19		mg/kg	SW846 6020B
Zinc	43.5	9.5		mg/kg	SW846 6020B
pH	7.91			su	WREP-125,4E-SATPASTE
Specific Conductivity	4.4	0.0010		mmhos/cm	SM 2510B-2011 MOD

DA76631-8 BH03@5-6'

No hits reported in this sample.

DA76631-8A BH03@5-6'

Calcium	135	6.0		mg/l	SW846 6010C
Magnesium	83.7	3.0		mg/l	SW846 6010C
Sodium	300	6.0		mg/l	SW846 6010C
Sodium Adsorption Ratio ^a	5.00			ratio	USDA HANDBOOK 60

DA76631-8B BH03@5-6'

No hits reported in this sample.

DA76631-8C BH03@5-6'

Arsenic	2.1	0.20		mg/kg	SW846 6020B
Barium	243	2.0		mg/kg	SW846 6020B
Cadmium	0.29	0.10		mg/kg	SW846 6020B
Copper	18.6	2.0		mg/kg	SW846 6020B

Summary of Hits

Job Number: DA76631
Account: Chevron USA, Inc.
Project: TASMCOA: Hanscome K11-1
Collected: 10/24/25

2

Lab Sample ID	Client Sample ID	Result/ Qual	RL	MDL	Units	Method
		15.9	0.50		mg/kg	SW846 6020B
		12.7	2.0		mg/kg	SW846 6020B
		11.2	0.20		mg/kg	SW846 6020B
		56.1	10		mg/kg	SW846 6020B
		7.86			su	WREP-125,4E-SATPASTE
		2.8	0.0010		mmhos/cm	SM 2510B-2011 MOD

DA76631-9 BH03@12-13'

No hits reported in this sample.

DA76631-9A BH03@12-13'

Calcium	100	6.0	mg/l	SW846 6010C
Magnesium	51.0	3.0	mg/l	SW846 6010C
Sodium	226	6.0	mg/l	SW846 6010C
Sodium Adsorption Ratio ^a	4.59		ratio	USDA HANDBOOK 60

DA76631-9B BH03@12-13'

No hits reported in this sample.

DA76631-9C BH03@12-13'

Arsenic	0.89	0.14	mg/kg	SW846 6020B
Barium	101	1.4	mg/kg	SW846 6020B
Copper	8.0	1.4	mg/kg	SW846 6020B
Lead	3.5	0.34	mg/kg	SW846 6020B
Nickel	5.3	1.4	mg/kg	SW846 6020B
Selenium	7.3	0.14	mg/kg	SW846 6020B
Zinc	38.3	6.8	mg/kg	SW846 6020B
pH	7.74		su	WREP-125,4E-SATPASTE
Specific Conductivity	2.1	0.0010	mmhos/cm	SM 2510B-2011 MOD

DA76631-10 BH04@2-3'

No hits reported in this sample.

DA76631-10A BH04@2-3'

Calcium	400	6.0	mg/l	SW846 6010C
Magnesium	174	3.0	mg/l	SW846 6010C
Sodium	376	6.0	mg/l	SW846 6010C
Sodium Adsorption Ratio ^a	3.95		ratio	USDA HANDBOOK 60

Summary of Hits

Job Number: DA76631
Account: Chevron USA, Inc.
Project: TASMCOA: Hanscome K11-1
Collected: 10/24/25

Lab Sample ID	Client Sample ID	Result/ Qual	RL	MDL	Units	Method
---------------	------------------	-----------------	----	-----	-------	--------

DA76631-10B BH04@2-3'

No hits reported in this sample.

DA76631-10C BH04@2-3'

Arsenic	2.7	0.17		mg/kg	SW846 6020B
Barium	180	1.7		mg/kg	SW846 6020B
Cadmium	0.31	0.085		mg/kg	SW846 6020B
Copper	18.9	1.7		mg/kg	SW846 6020B
Lead	16.6	0.43		mg/kg	SW846 6020B
Nickel	12.9	1.7		mg/kg	SW846 6020B
Selenium	2.2	0.17		mg/kg	SW846 6020B
Zinc	60.0	8.5		mg/kg	SW846 6020B
pH	7.81			su	WREP-125,4E-SATPASTE
Specific Conductivity	4.4	0.0010		mmhos/cm	SM 2510B-2011 MOD

DA76631-11 BH04@5-6'

No hits reported in this sample.

DA76631-11A BH04@5-6'

Calcium	170	6.0		mg/l	SW846 6010C
Magnesium	109	3.0		mg/l	SW846 6010C
Sodium	384	6.0		mg/l	SW846 6010C
Sodium Adsorption Ratio ^a	5.65			ratio	USDA HANDBOOK 60

DA76631-11B BH04@5-6'

No hits reported in this sample.

DA76631-11C BH04@5-6'

Arsenic	2.1	0.22		mg/kg	SW846 6020B
Barium	148	2.2		mg/kg	SW846 6020B
Cadmium	0.18	0.11		mg/kg	SW846 6020B
Copper	17.2	2.2		mg/kg	SW846 6020B
Lead	15.5	0.56		mg/kg	SW846 6020B
Nickel	11.9	2.2		mg/kg	SW846 6020B
Selenium	7.8	0.22		mg/kg	SW846 6020B
Zinc	52.7	11		mg/kg	SW846 6020B
pH	7.70			su	WREP-125,4E-SATPASTE
Specific Conductivity	3.1	0.0010		mmhos/cm	SM 2510B-2011 MOD

Summary of Hits

Job Number: DA76631
Account: Chevron USA, Inc.
Project: TASMCOA: Hanscome K11-1
Collected: 10/24/25

Lab Sample ID	Client Sample ID	Result/ Qual	RL	MDL	Units	Method
---------------	------------------	-----------------	----	-----	-------	--------

DA76631-12 BH04@12-13'

Toluene	0.0035	0.0023		mg/kg	SW846 8260D
1,2,4-Trimethylbenzene	0.0028	0.0023		mg/kg	SW846 8260D
m,p-Xylene	0.0044	0.0023		mg/kg	SW846 8260D
Xylene (total)	0.0059	0.0023		mg/kg	SW846 8260D

DA76631-12A BH04@12-13'

Calcium	139	6.0		mg/l	SW846 6010C
Magnesium	76.0	3.0		mg/l	SW846 6010C
Sodium	339	6.0		mg/l	SW846 6010C
Sodium Adsorption Ratio ^a	5.74			ratio	USDA HANDBOOK 60

DA76631-12B BH04@12-13'

No hits reported in this sample.

DA76631-12C BH04@12-13'

Arsenic	0.91	0.13		mg/kg	SW846 6020B
Barium	61.1	1.3		mg/kg	SW846 6020B
Copper	6.0	1.3		mg/kg	SW846 6020B
Lead	4.2	0.34		mg/kg	SW846 6020B
Nickel	3.0	1.3		mg/kg	SW846 6020B
Selenium	1.0	0.13		mg/kg	SW846 6020B
Zinc	16.4	6.7		mg/kg	SW846 6020B
pH	7.57			su	WREP-125,4E-SATPASTE
Specific Conductivity	2.8	0.0010		mmhos/cm	SM 2510B-2011 MOD

DA76631-13 BH05@2-3'

No hits reported in this sample.

DA76631-13A BH05@2-3'

Calcium	188	6.0		mg/l	SW846 6010C
Magnesium	116	3.0		mg/l	SW846 6010C
Sodium	556	6.0		mg/l	SW846 6010C
Sodium Adsorption Ratio ^a	7.86			ratio	USDA HANDBOOK 60

DA76631-13B BH05@2-3'

No hits reported in this sample.

Summary of Hits

Job Number: DA76631
Account: Chevron USA, Inc.
Project: TASMCOA: Hanscome K11-1
Collected: 10/24/25

2

Lab Sample ID	Client Sample ID	Result/ Qual	RL	MDL	Units	Method
---------------	------------------	-----------------	----	-----	-------	--------

DA76631-13C BH05@2-3'

Arsenic		2.1	0.15		mg/kg	SW846 6020B
Barium		98.9	1.5		mg/kg	SW846 6020B
Cadmium		0.12	0.074		mg/kg	SW846 6020B
Copper		6.7	1.5		mg/kg	SW846 6020B
Lead		7.0	0.37		mg/kg	SW846 6020B
Nickel		6.2	1.5		mg/kg	SW846 6020B
Selenium		6.7	0.15		mg/kg	SW846 6020B
Zinc		26.6	7.4		mg/kg	SW846 6020B
pH		7.80			su	WREP-125,4E-SATPASTE
Specific Conductivity		4.2	0.0010		mmhos/cm	SM 2510B-2011 MOD

DA76631-14 BH05@5-6'

No hits reported in this sample.

DA76631-14A BH05@5-6'

Calcium		205	6.0		mg/l	SW846 6010C
Magnesium		108	3.0		mg/l	SW846 6010C
Sodium		380	6.0		mg/l	SW846 6010C
Sodium Adsorption Ratio ^a		5.35			ratio	USDA HANDBOOK 60

DA76631-14B BH05@5-6'

No hits reported in this sample.

DA76631-14C BH05@5-6'

Arsenic		1.4	0.13		mg/kg	SW846 6020B
Barium		52.0	1.3		mg/kg	SW846 6020B
Cadmium		0.093	0.065		mg/kg	SW846 6020B
Copper		4.1	1.3		mg/kg	SW846 6020B
Lead		4.3	0.32		mg/kg	SW846 6020B
Nickel		4.5	1.3		mg/kg	SW846 6020B
Selenium		0.80	0.13		mg/kg	SW846 6020B
Zinc		16.9	6.5		mg/kg	SW846 6020B
pH		7.77			su	WREP-125,4E-SATPASTE
Specific Conductivity		3.3	0.0010		mmhos/cm	SM 2510B-2011 MOD

DA76631-15 BH05@12-13'

No hits reported in this sample.

Summary of Hits

Job Number: DA76631
Account: Chevron USA, Inc.
Project: TASMCOA: Hanscome K11-1
Collected: 10/24/25

Lab Sample ID	Client Sample ID	Result/ Qual	RL	MDL	Units	Method
---------------	------------------	-----------------	----	-----	-------	--------

DA76631-15A BH05@12-13'

Calcium	92.2	6.0		mg/l	SW846 6010C
Magnesium	48.4	3.0		mg/l	SW846 6010C
Sodium	249	6.0		mg/l	SW846 6010C
Sodium Adsorption Ratio ^a	5.23			ratio	USDA HANDBOOK 60

DA76631-15B BH05@12-13'

No hits reported in this sample.

DA76631-15C BH05@12-13'

Arsenic	1.3	0.15		mg/kg	SW846 6020B
Barium	108	1.5		mg/kg	SW846 6020B
Cadmium	0.085	0.073		mg/kg	SW846 6020B
Copper	10.1	1.5		mg/kg	SW846 6020B
Lead	9.8	0.36		mg/kg	SW846 6020B
Nickel	10.8	1.5		mg/kg	SW846 6020B
Selenium	0.45	0.15		mg/kg	SW846 6020B
Zinc	43.6	7.3		mg/kg	SW846 6020B
pH	7.76			su	WREP-125,4E-SATPASTE
Specific Conductivity	2.1	0.0010		mmhos/cm	SM 2510B-2011 MOD

DA76631-16 SB01@2-3'

Benzene	0.0239	0.0014		mg/kg	SW846 8260D
Ethylbenzene ^c	1.69	0.18		mg/kg	SW846 8260D
Toluene ^c	0.288	0.18		mg/kg	SW846 8260D
1,2,4-Trimethylbenzene ^c	67.5	1.8		mg/kg	SW846 8260D
m,p-Xylene ^c	22.4	0.18		mg/kg	SW846 8260D
o-Xylene ^c	0.489	0.18		mg/kg	SW846 8260D
Xylene (total) ^c	22.9	0.18		mg/kg	SW846 8260D
TPH-GRO (C6-C10) ^c	1690	180		mg/kg	SW846 8260D
1-Methylnaphthalene	0.197	0.0056		mg/kg	SW846 8270E
TPH-DRO (C10-C28)	445	5.7		mg/kg	SW846-8015C
TPH-ORO (> C28-C36)	86.2	8.5		mg/kg	SW846-8015C

DA76631-16A SB01@2-3'

Calcium	104	6.0		mg/l	SW846 6010C
Magnesium	81.1	3.0		mg/l	SW846 6010C
Sodium	442	6.0		mg/l	SW846 6010C
Sodium Adsorption Ratio ^a	7.90			ratio	USDA HANDBOOK 60

Summary of Hits

Job Number: DA76631
Account: Chevron USA, Inc.
Project: TASMCOA: Hanscome K11-1
Collected: 10/24/25

2

Lab Sample ID	Client Sample ID	Result/ Qual	RL	MDL	Units	Method
---------------	------------------	-----------------	----	-----	-------	--------

DA76631-16B SB01@2-3'

Boron	0.808	0.50			mg/l	SW846 6010C
-------	-------	------	--	--	------	-------------

DA76631-16C SB01@2-3'

Arsenic	5.1	0.23			mg/kg	SW846 6020B
Barium	141	2.3			mg/kg	SW846 6020B
Cadmium	0.32	0.12			mg/kg	SW846 6020B
Copper	21.1	2.3			mg/kg	SW846 6020B
Lead	14.0	0.58			mg/kg	SW846 6020B
Nickel	14.9	2.3			mg/kg	SW846 6020B
Selenium	1.9	0.23			mg/kg	SW846 6020B
Zinc	71.2	12			mg/kg	SW846 6020B
pH	7.90				su	WREP-125,4E-SATPASTE
Specific Conductivity	3.1	0.0010			mmhos/cm	SM 2510B-2011 MOD

DA76631-17 SB01@5-6'

1,2,4-Trimethylbenzene	0.0049	0.0028			mg/kg	SW846 8260D
1,3,5-Trimethylbenzene	0.0062	0.0028			mg/kg	SW846 8260D
m,p-Xylene	0.0149	0.0028			mg/kg	SW846 8260D
Xylene (total)	0.0149	0.0028			mg/kg	SW846 8260D
TPH-GRO (C6-C10)	3.95	0.28			mg/kg	SW846 8260D
Fluoranthene	0.0089	0.0056			mg/kg	SW846 8270E
1-Methylnaphthalene	0.732	0.0056			mg/kg	SW846 8270E
TPH-DRO (C10-C28)	1650	5.5			mg/kg	SW846-8015C
TPH-ORO (> C28-C36)	278	8.2			mg/kg	SW846-8015C

DA76631-17A SB01@5-6'

Calcium	88.4	6.0			mg/l	SW846 6010C
Magnesium	58.1	3.0			mg/l	SW846 6010C
Sodium	385	6.0			mg/l	SW846 6010C
Sodium Adsorption Ratio ^a	7.81				ratio	USDA HANDBOOK 60

DA76631-17B SB01@5-6'

Boron	1.19	0.50			mg/l	SW846 6010C
-------	------	------	--	--	------	-------------

DA76631-17C SB01@5-6'

Arsenic	1.6	0.21			mg/kg	SW846 6020B
Barium	379	2.1			mg/kg	SW846 6020B
Cadmium	0.23	0.11			mg/kg	SW846 6020B

Summary of Hits

Job Number: DA76631
Account: Chevron USA, Inc.
Project: TASMCOA: Hanscome K11-1
Collected: 10/24/25

2

Lab Sample ID Analyte	Client Sample ID	Result/ Qual	RL	MDL	Units	Method
Copper		17.0	2.1		mg/kg	SW846 6020B
Lead		11.7	0.53		mg/kg	SW846 6020B
Nickel		8.7	2.1		mg/kg	SW846 6020B
Selenium		3.1	0.21		mg/kg	SW846 6020B
Zinc		44.5	11		mg/kg	SW846 6020B
pH		8.28			su	WREP-125,4E-SATPASTE
Specific Conductivity		2.6	0.0010		mmhos/cm	SM 2510B-2011 MOD

DA76631-18 SB01@8-9'

No hits reported in this sample.

DA76631-18A SB01@8-9'

Calcium		145	6.0		mg/l	SW846 6010C
Magnesium		84.5	3.0		mg/l	SW846 6010C
Sodium		326	6.0		mg/l	SW846 6010C
Sodium Adsorption Ratio ^a		5.32			ratio	USDA HANDBOOK 60

DA76631-18B SB01@8-9'

No hits reported in this sample.

DA76631-18C SB01@8-9'

Arsenic		1.0	0.14		mg/kg	SW846 6020B
Barium		29.8	1.4		mg/kg	SW846 6020B
Copper		3.7	1.4		mg/kg	SW846 6020B
Lead		3.3	0.36		mg/kg	SW846 6020B
Nickel		3.6	1.4		mg/kg	SW846 6020B
Selenium		0.28	0.14		mg/kg	SW846 6020B
Zinc		14.3	7.2		mg/kg	SW846 6020B
pH		7.76			su	WREP-125,4E-SATPASTE
Specific Conductivity		2.9	0.0010		mmhos/cm	SM 2510B-2011 MOD

DA76631-19 SB02@2-3'

1,2,4-Trimethylbenzene		0.0145	0.0028		mg/kg	SW846 8260D
1,3,5-Trimethylbenzene		0.0032	0.0028		mg/kg	SW846 8260D
m,p-Xylene		0.0066	0.0028		mg/kg	SW846 8260D
Xylene (total)		0.0066	0.0028		mg/kg	SW846 8260D

DA76631-19A SB02@2-3'

Calcium		210	6.0		mg/l	SW846 6010C
---------	--	-----	-----	--	------	-------------

Summary of Hits

Job Number: DA76631
Account: Chevron USA, Inc.
Project: TASMCOA: Hanscome K11-1
Collected: 10/24/25

2

Lab Sample ID	Client Sample ID	Result/ Analyte	RL	MDL	Units	Method
		Magnesium	111	3.0	mg/l	SW846 6010C
		Sodium	388	6.0	mg/l	SW846 6010C
		Sodium Adsorption Ratio ^a	5.39		ratio	USDA HANDBOOK 60
DA76631-19B	SB02@2-3'					
		Boron	0.501	0.50	mg/l	SW846 6010C
DA76631-19C	SB02@2-3'					
		Arsenic	3.8	0.20	mg/kg	SW846 6020B
		Barium	152	2.0	mg/kg	SW846 6020B
		Cadmium	0.29	0.10	mg/kg	SW846 6020B
		Copper	19.5	2.0	mg/kg	SW846 6020B
		Lead	14.2	0.51	mg/kg	SW846 6020B
		Nickel	14.4	2.0	mg/kg	SW846 6020B
		Selenium	1.1	0.20	mg/kg	SW846 6020B
		Zinc	71.2	10	mg/kg	SW846 6020B
		pH	7.74		su	WREP-125,4E-SATPASTE
		Specific Conductivity	3.9	0.0010	mmhos/cm	SM 2510B-2011 MOD
DA76631-20	SB03@2-3'					
		1,2,4-Trimethylbenzene	0.0059	0.0027	mg/kg	SW846 8260D
		m,p-Xylene	0.0028	0.0027	mg/kg	SW846 8260D
		Xylene (total)	0.0028	0.0027	mg/kg	SW846 8260D
DA76631-20A	SB03@2-3'					
		Calcium	521	6.0	mg/l	SW846 6010C
		Magnesium	182	3.0	mg/l	SW846 6010C
		Sodium	440	6.0	mg/l	SW846 6010C
		Sodium Adsorption Ratio ^a	4.23		ratio	USDA HANDBOOK 60
DA76631-20B	SB03@2-3'					
		No hits reported in this sample.				
DA76631-20C	SB03@2-3'					
		Arsenic	3.6	0.24	mg/kg	SW846 6020B
		Barium	180	2.4	mg/kg	SW846 6020B
		Cadmium	0.23	0.12	mg/kg	SW846 6020B
		Copper	18.0	2.4	mg/kg	SW846 6020B
		Lead	14.4	0.61	mg/kg	SW846 6020B

Summary of Hits

Job Number: DA76631
Account: Chevron USA, Inc.
Project: TASMCOA: Hanscome K11-1
Collected: 10/24/25

2

Lab Sample ID	Client Sample ID	Result/ Qual	RL	MDL	Units	Method
Nickel		13.6	2.4		mg/kg	SW846 6020B
Selenium		2.8	0.24		mg/kg	SW846 6020B
Zinc		70.7	12		mg/kg	SW846 6020B
pH		7.77			su	WREP-125,4E-SATPASTE
Specific Conductivity		5.2	0.0010		mmhos/cm	SM 2510B-2011 MOD
DA76631-21 SB04@2-3'						
1,2,4-Trimethylbenzene		0.0031	0.0028		mg/kg	SW846 8260D
DA76631-21A SB04@2-3'						
Calcium		529	6.0		mg/l	SW846 6010C
Magnesium		230	3.0		mg/l	SW846 6010C
Sodium		276	6.0		mg/l	SW846 6010C
Sodium Adsorption Ratio ^a		2.52			ratio	USDA HANDBOOK 60
DA76631-21B SB04@2-3'						
Boron		0.561	0.50		mg/l	SW846 6010C
DA76631-21C SB04@2-3'						
Arsenic		5.5	0.15		mg/kg	SW846 6020B
Barium		168	1.5		mg/kg	SW846 6020B
Cadmium		0.35	0.077		mg/kg	SW846 6020B
Copper		17.7	1.5		mg/kg	SW846 6020B
Lead		12.8	0.39		mg/kg	SW846 6020B
Nickel		13.8	1.5		mg/kg	SW846 6020B
Selenium		2.6	0.15		mg/kg	SW846 6020B
Silver		0.079	0.077		mg/kg	SW846 6020B
Zinc		64.0	7.7		mg/kg	SW846 6020B
pH		7.48			su	WREP-125,4E-SATPASTE
Specific Conductivity		4.4	0.0010		mmhos/cm	SM 2510B-2011 MOD
DA76631-22 SB05@2-3'						
Ethylbenzene		0.0468	0.0024		mg/kg	SW846 8260D
1,2,4-Trimethylbenzene ^c		9.83	0.15		mg/kg	SW846 8260D
m,p-Xylene ^c		3.05	0.15		mg/kg	SW846 8260D
o-Xylene		0.0303	0.0024		mg/kg	SW846 8260D
Xylene (total) ^c		3.28	0.15		mg/kg	SW846 8260D
TPH-GRO (C6-C10) ^c		566	15		mg/kg	SW846 8260D
1-Methylnaphthalene		0.0065	0.0048		mg/kg	SW846 8270E
TPH-DRO (C10-C28)		22.1	4.8		mg/kg	SW846-8015C

Summary of Hits

Job Number: DA76631
Account: Chevron USA, Inc.
Project: TASMCOA: Hanscome K11-1
Collected: 10/24/25

2

Lab Sample ID	Client Sample ID	Result/ Qual	RL	MDL	Units	Method
---------------	------------------	-----------------	----	-----	-------	--------

TPH-ORO (> C28-C36) 7.70 7.2 mg/kg SW846-8015C

DA76631-22A SB05@2-3'

Calcium	516	6.0	mg/l	SW846 6010C
Magnesium	245	3.0	mg/l	SW846 6010C
Sodium	621	6.0	mg/l	SW846 6010C
Sodium Adsorption Ratio ^a	5.64		ratio	USDA HANDBOOK 60

DA76631-22B SB05@2-3'

Boron 0.996 0.50 mg/l SW846 6010C

DA76631-22C SB05@2-3'

Arsenic	4.7	0.12	mg/kg	SW846 6020B
Barium	121	1.2	mg/kg	SW846 6020B
Cadmium	0.21	0.062	mg/kg	SW846 6020B
Copper	11.8	1.2	mg/kg	SW846 6020B
Lead	9.4	0.31	mg/kg	SW846 6020B
Nickel	8.4	1.2	mg/kg	SW846 6020B
Selenium	2.6	0.12	mg/kg	SW846 6020B
Zinc	36.9	6.2	mg/kg	SW846 6020B
pH	7.63		su	WREP-125,4E-SATPASTE
Specific Conductivity	5.8	0.0010	mmhos/cm	SM 2510B-2011 MOD

DA76631-23 SB05@7-8'

No hits reported in this sample.

DA76631-23A SB05@7-8'

Calcium	171	6.0	mg/l	SW846 6010C
Magnesium	95.3	3.0	mg/l	SW846 6010C
Sodium	346	6.0	mg/l	SW846 6010C
Sodium Adsorption Ratio ^a	5.26		ratio	USDA HANDBOOK 60

DA76631-23B SB05@7-8'

No hits reported in this sample.

DA76631-23C SB05@7-8'

Arsenic	2.1	0.15	mg/kg	SW846 6020B
Barium	88.9	1.5	mg/kg	SW846 6020B

Summary of Hits

Job Number: DA76631
Account: Chevron USA, Inc.
Project: TASMCOA: Hanscome K11-1
Collected: 10/24/25

Lab Sample ID	Client Sample ID	Result/ Qual	RL	MDL	Units	Method
		0.12	0.073		mg/kg	SW846 6020B
		7.5	1.5		mg/kg	SW846 6020B
		6.1	0.37		mg/kg	SW846 6020B
		6.8	1.5		mg/kg	SW846 6020B
		2.2	0.15		mg/kg	SW846 6020B
		27.4	7.3		mg/kg	SW846 6020B
		7.69			su	WREP-125,4E-SATPASTE
		3.2	0.0010		mmhos/cm	SM 2510B-2011 MOD

- (a) Calculated as: $(\text{Na meq/L}) / \text{sqrt} [(\text{Ca meq/L}) + (\text{Mg meq/L})/2]$
- (b) Analysis performed at SGS Orlando, FL.
- (c) Methanol extraction. Sample volume had headspace prior to extraction.

Sample Results

Report of Analysis

Report of Analysis

31
3

Client Sample ID: BH01@2-3'	
Lab Sample ID: DA76631-1	Date Sampled: 10/24/25
Matrix: SO - Soil	Date Received: 10/24/25
Method: SW846 8260D	Percent Solids: 89.4
Project: TASMCOA: Hanscome K11-1	

Run #	File ID	DF	Analyzed	By	Prep Date	Prep Batch	Analytical Batch
Run #1	4V40799.D	1	11/01/25 08:07	MB	n/a	n/a	V4V1995
Run #2							

Run #	Initial Weight	Final Volume
Run #1	5.13 g	5.0 ml
Run #2		

VOA COGCC Table 915 soil list

CAS No.	Compound	Result	RL	Units	Q
71-43-2	Benzene	< 0.0011	0.0011	mg/kg	
100-41-4	Ethylbenzene	< 0.0022	0.0022	mg/kg	
108-88-3	Toluene	< 0.0022	0.0022	mg/kg	
95-63-6	1,2,4-Trimethylbenzene	< 0.0022	0.0022	mg/kg	
108-67-8	1,3,5-Trimethylbenzene	< 0.0022	0.0022	mg/kg	
	m,p-Xylene	< 0.0022	0.0022	mg/kg	
95-47-6	o-Xylene	< 0.0022	0.0022	mg/kg	
1330-20-7	Xylene (total)	< 0.0022	0.0022	mg/kg	
	TPH-GRO (C6-C10)	< 0.22	0.22	mg/kg	

CAS No.	Surrogate Recoveries	Run# 1	Run# 2	Limits
1868-53-7	Dibromofluoromethane	109%		70-130%
2037-26-5	Toluene-D8	95%		70-130%
460-00-4	4-Bromofluorobenzene	88%		70-130%
17060-07-0	1,2-Dichloroethane-D4	97%		70-130%

RL = Reporting Limit
E = Indicates value exceeds calibration range

J = Indicates an estimated value
B = Indicates analyte found in associated method blank
N = Indicates presumptive evidence of a compound

Report of Analysis

Client Sample ID: BH01@2-3'	Date Sampled: 10/24/25
Lab Sample ID: DA76631-1	Date Received: 10/24/25
Matrix: SO - Soil	Percent Solids: 89.4
Method: SW846 8270E SW846 3570	
Project: TASMCOA: Hanscome K11-1	

Run #	File ID	DF	Analyzed	By	Prep Date	Prep Batch	Analytical Batch
Run #1	3G61561.D	1	10/26/25 10:56	ZL	10/25/25 15:00	OP29059	E3G2949
Run #2							

Run #	Initial Weight	Final Volume
Run #1	5.2 g	10.0 ml
Run #2		

COGCC Table 915-1 PAH List

CAS No.	Compound	Result	RL	Units	Q
83-32-9	Acenaphthene	< 0.0043	0.0043	mg/kg	
120-12-7	Anthracene	< 0.0043	0.0043	mg/kg	
56-55-3	Benzo(a)anthracene	< 0.0054	0.0054	mg/kg	
205-99-2	Benzo(b)fluoranthene	< 0.0043	0.0043	mg/kg	
207-08-9	Benzo(k)fluoranthene	< 0.0043	0.0043	mg/kg	
50-32-8	Benzo(a)pyrene	< 0.0043	0.0043	mg/kg	
218-01-9	Chrysene	< 0.0043	0.0043	mg/kg	
53-70-3	Dibenzo(a,h)anthracene	< 0.0043	0.0043	mg/kg	
206-44-0	Fluoranthene	< 0.0043	0.0043	mg/kg	
86-73-7	Fluorene	< 0.0043	0.0043	mg/kg	
193-39-5	Indeno(1,2,3-cd)pyrene	< 0.0043	0.0043	mg/kg	
90-12-0	1-Methylnaphthalene	< 0.0043	0.0043	mg/kg	
91-57-6	2-Methylnaphthalene	< 0.0043	0.0043	mg/kg	
91-20-3	Naphthalene	< 0.0022	0.0022	mg/kg	
129-00-0	Pyrene	< 0.0043	0.0043	mg/kg	

CAS No.	Surrogate Recoveries	Run# 1	Run# 2	Limits
321-60-8	2-Fluorobiphenyl	77% ^a		22-138%
4165-60-0	Nitrobenzene-d5	68% ^a		32-143%
1718-51-0	Terphenyl-d14	88% ^a		48-149%

(a) Surrogate spiked at 50ppb due to analytical spiking error. Sample result manually corrected.

RL = Reporting Limit
E = Indicates value exceeds calibration range

J = Indicates an estimated value
B = Indicates analyte found in associated method blank
N = Indicates presumptive evidence of a compound

Report of Analysis

3.1
3

Client Sample ID: BH01@2-3'	
Lab Sample ID: DA76631-1	Date Sampled: 10/24/25
Matrix: SO - Soil	Date Received: 10/24/25
Method: SW846-8015C SW846 3570	Percent Solids: 89.4
Project: TASMCOA: Hanscome K11-1	

Run #	File ID	DF	Analyzed	By	Prep Date	Prep Batch	Analytical Batch
Run #1	FH081982.D	1	10/30/25 15:17	JB	10/28/25 10:30	OP29072	GFH24027
Run #2							

Run #	Initial Weight	Final Volume
Run #1	5.3 g	10.0 ml
Run #2		

DRO C10-C28, ORO > C28-C36

CAS No.	Compound	Result	RL	Units	Q
	TPH-DRO (C10-C28)	100	4.2	mg/kg	
	TPH-ORO (> C28-C36)	50.9	6.3	mg/kg	

CAS No.	Surrogate Recoveries	Run# 1	Run# 2	Limits
84-15-1	o-Terphenyl	98%		20-142%

RL = Reporting Limit
E = Indicates value exceeds calibration range

J = Indicates an estimated value
B = Indicates analyte found in associated method blank
N = Indicates presumptive evidence of a compound

Report of Analysis

Client Sample ID: BH01@2-3'		Date Sampled: 10/24/25
Lab Sample ID: DA76631-1A		Date Received: 10/24/25
Matrix: SO - Soil		Percent Solids: 89.4
Project: TASMCOA: Hanscome K11-1		

SAR Metals Analysis

Analyte	Result	RL	Units	DF	Prep	Analyzed By	Method	Prep Method
Calcium	550	6.0	mg/l	1	10/28/25	11/07/25 BR	SW846 6010C ¹	USDA HANDBOOK 60 ²
Magnesium	139	3.0	mg/l	1	10/28/25	11/07/25 BR	SW846 6010C ¹	USDA HANDBOOK 60 ²
Sodium	312	6.0	mg/l	1	10/28/25	11/07/25 BR	SW846 6010C ¹	USDA HANDBOOK 60 ²

(1) Instrument QC Batch: MA19815

(2) Prep QC Batch: MP43956

RL = Reporting Limit

Report of Analysis

Client Sample ID: BH01@2-3'		Date Sampled: 10/24/25
Lab Sample ID: DA76631-1A		Date Received: 10/24/25
Matrix: SO - Soil		Percent Solids: 89.4
Project: TASMCOA: Hanscome K11-1		

General Chemistry

Analyte	Result	RL	Units	DF	Analyzed	By	Method
Sodium Adsorption Ratio ^a	3.08		ratio	1	11/07/25 21:09	BR	USDA HANDBOOK 60

(a) Calculated as: $(Na \text{ meq/L}) / \sqrt{[(Ca \text{ meq/L}) + (Mg \text{ meq/L})/2]}$

RL = Reporting Limit

Report of Analysis

Client Sample ID: BH01@2-3'	
Lab Sample ID: DA76631-1B	Date Sampled: 10/24/25
Matrix: SO - Soil	Date Received: 10/24/25
	Percent Solids: 89.4
Project: TASMCOA: Hanscome K11-1	

Hot Water Soluble Boron Metals Analysis

Analyte	Result	RL	Units	DF	Prep	Analyzed By	Method	Prep Method
Boron	1.01	0.50	mg/l	1	10/28/25	11/07/25 BR	SW846 6010C ¹	HWS-B ²

(1) Instrument QC Batch: MA19813

(2) Prep QC Batch: MP43918

RL = Reporting Limit

Report of Analysis

Client Sample ID: BH01@2-3'	Date Sampled: 10/24/25
Lab Sample ID: DA76631-1C	Date Received: 10/24/25
Matrix: SO - Soil	Percent Solids: 89.4
Project: TASMCOA: Hanscome K11-1	

Metals Analysis

Analyte	Result	RL	Units	DF	Prep	Analyzed By	Method	Prep Method
Arsenic	3.4	0.13	mg/kg	10	10/27/25	10/31/25 GS	SW846 6020B ¹	SW846 3050B ²
Barium	69.3	1.3	mg/kg	10	10/27/25	10/31/25 GS	SW846 6020B ¹	SW846 3050B ²
Cadmium	0.12	0.065	mg/kg	10	10/27/25	10/31/25 GS	SW846 6020B ¹	SW846 3050B ²
Copper	7.6	1.3	mg/kg	10	10/27/25	10/31/25 GS	SW846 6020B ¹	SW846 3050B ²
Lead	6.9	0.33	mg/kg	10	10/27/25	10/31/25 GS	SW846 6020B ¹	SW846 3050B ²
Nickel	5.8	1.3	mg/kg	10	10/27/25	10/31/25 GS	SW846 6020B ¹	SW846 3050B ²
Selenium	3.1	0.13	mg/kg	10	10/27/25	10/31/25 GS	SW846 6020B ¹	SW846 3050B ²
Silver	< 0.065	0.065	mg/kg	10	10/27/25	10/31/25 GS	SW846 6020B ¹	SW846 3050B ²
Zinc	24.6	6.5	mg/kg	10	10/27/25	10/31/25 GS	SW846 6020B ¹	SW846 3050B ²

(1) Instrument QC Batch: MA19792

(2) Prep QC Batch: MP43919

RL = Reporting Limit

Report of Analysis

Client Sample ID: BH01@2-3'		Date Sampled: 10/24/25
Lab Sample ID: DA76631-1C		Date Received: 10/24/25
Matrix: SO - Soil		Percent Solids: 89.4
Project: TASMCOA: Hanscome K11-1		

General Chemistry

Analyte	Result	RL	Units	DF	Analyzed	By	Method
pH-saturated paste method							
pH	7.51		su	1	10/29/25 10:04	SG	WREP-125,4E-SATPASTE
prep: DEPT.OF AG, BOOK N9							
Specific Conductivity	4.4	0.0010	mmhos/cm	1	10/29/25 10:04	SG	SM 2510B-2011 MOD
Chromium, Hexavalent ^a	< 0.43	0.43	mg/kg	1	11/06/25 07:53	AFL	SW846 7199

(a) Analysis performed at SGS Orlando, FL.

RL = Reporting Limit

Report of Analysis

3.5
3

Client Sample ID: BH01@5-6'	
Lab Sample ID: DA76631-2	Date Sampled: 10/24/25
Matrix: SO - Soil	Date Received: 10/24/25
Method: SW846 8260D	Percent Solids: 74.0
Project: TASMCOA: Hanscome K11-1	

Run #1	File ID	DF	Analyzed	By	Prep Date	Prep Batch	Analytical Batch
Run #1	4V40800.D	1	11/01/25 08:29	MB	n/a	n/a	V4V1995
Run #2							

Run #1	Initial Weight	Final Volume
Run #1	5.29 g	5.0 ml
Run #2		

VOA COGCC Table 915 soil list

CAS No.	Compound	Result	RL	Units	Q
71-43-2	Benzene	< 0.0013	0.0013	mg/kg	
100-41-4	Ethylbenzene	< 0.0026	0.0026	mg/kg	
108-88-3	Toluene	< 0.0026	0.0026	mg/kg	
95-63-6	1,2,4-Trimethylbenzene	< 0.0026	0.0026	mg/kg	
108-67-8	1,3,5-Trimethylbenzene	< 0.0026	0.0026	mg/kg	
	m,p-Xylene	< 0.0026	0.0026	mg/kg	
95-47-6	o-Xylene	< 0.0026	0.0026	mg/kg	
1330-20-7	Xylene (total)	< 0.0026	0.0026	mg/kg	
	TPH-GRO (C6-C10)	4.93	0.26	mg/kg	

CAS No.	Surrogate Recoveries	Run# 1	Run# 2	Limits
1868-53-7	Dibromofluoromethane	111%		70-130%
2037-26-5	Toluene-D8	98%		70-130%
460-00-4	4-Bromofluorobenzene	80%		70-130%
17060-07-0	1,2-Dichloroethane-D4	103%		70-130%

RL = Reporting Limit
E = Indicates value exceeds calibration range

J = Indicates an estimated value
B = Indicates analyte found in associated method blank
N = Indicates presumptive evidence of a compound

Report of Analysis

3.5
3

Client Sample ID: BH01@5-6'	
Lab Sample ID: DA76631-2	Date Sampled: 10/24/25
Matrix: SO - Soil	Date Received: 10/24/25
Method: SW846 8270E SW846 3570	Percent Solids: 74.0
Project: TASMCOA: Hanscome K11-1	

Run #	File ID	DF	Analyzed	By	Prep Date	Prep Batch	Analytical Batch
Run #1	3G61562.D	1	10/26/25 11:23	ZL	10/25/25 15:00	OP29059	E3G2949
Run #2							

Run #	Initial Weight	Final Volume
Run #1	5.3 g	10.0 ml
Run #2		

COGCC Table 915-1 PAH List

CAS No.	Compound	Result	RL	Units	Q
83-32-9	Acenaphthene	< 0.0051	0.0051	mg/kg	
120-12-7	Anthracene	< 0.0051	0.0051	mg/kg	
56-55-3	Benzo(a)anthracene	< 0.0064	0.0064	mg/kg	
205-99-2	Benzo(b)fluoranthene	< 0.0051	0.0051	mg/kg	
207-08-9	Benzo(k)fluoranthene	< 0.0051	0.0051	mg/kg	
50-32-8	Benzo(a)pyrene	< 0.0051	0.0051	mg/kg	
218-01-9	Chrysene	< 0.0051	0.0051	mg/kg	
53-70-3	Dibenzo(a,h)anthracene	< 0.0051	0.0051	mg/kg	
206-44-0	Fluoranthene	< 0.0051	0.0051	mg/kg	
86-73-7	Fluorene	< 0.0051	0.0051	mg/kg	
193-39-5	Indeno(1,2,3-cd)pyrene	< 0.0051	0.0051	mg/kg	
90-12-0	1-Methylnaphthalene	< 0.0051	0.0051	mg/kg	
91-57-6	2-Methylnaphthalene	< 0.0051	0.0051	mg/kg	
91-20-3	Naphthalene	< 0.0025	0.0025	mg/kg	
129-00-0	Pyrene	< 0.0051	0.0051	mg/kg	

CAS No.	Surrogate Recoveries	Run# 1	Run# 2	Limits
321-60-8	2-Fluorobiphenyl	79% ^a		22-138%
4165-60-0	Nitrobenzene-d5	82% ^a		32-143%
1718-51-0	Terphenyl-d14	83% ^a		48-149%

(a) Surrogate spiked at 50ppb due to analytical spiking error. Sample result manually corrected.

RL = Reporting Limit
E = Indicates value exceeds calibration range

J = Indicates an estimated value
B = Indicates analyte found in associated method blank
N = Indicates presumptive evidence of a compound

Report of Analysis

3.5
3

Client Sample ID: BH01@5-6'	
Lab Sample ID: DA76631-2	Date Sampled: 10/24/25
Matrix: SO - Soil	Date Received: 10/24/25
Method: SW846-8015C SW846 3570	Percent Solids: 74.0
Project: TASMCOA: Hanscome K11-1	

Run #	File ID	DF	Analyzed	By	Prep Date	Prep Batch	Analytical Batch
Run #1	FH081983.D	1	10/30/25 15:30	JB	10/28/25 10:30	OP29072	GFH24027
Run #2							

Run #	Initial Weight	Final Volume
Run #1	5.1 g	10.0 ml
Run #2		

DRO C10-C28, ORO > C28-C36

CAS No.	Compound	Result	RL	Units	Q
	TPH-DRO (C10-C28)	59.8	5.4	mg/kg	
	TPH-ORO (> C28-C36)	25.9	8.0	mg/kg	

CAS No.	Surrogate Recoveries	Run# 1	Run# 2	Limits
84-15-1	o-Terphenyl	101%		20-142%

RL = Reporting Limit
E = Indicates value exceeds calibration range

J = Indicates an estimated value
B = Indicates analyte found in associated method blank
N = Indicates presumptive evidence of a compound

Report of Analysis

Client Sample ID: BH01@5-6'		Date Sampled: 10/24/25
Lab Sample ID: DA76631-2A		Date Received: 10/24/25
Matrix: SO - Soil		Percent Solids: 74.0
Project: TASMCOA: Hanscome K11-1		

SAR Metals Analysis

Analyte	Result	RL	Units	DF	Prep	Analyzed By	Method	Prep Method
Calcium	516	6.0	mg/l	1	10/28/25	11/07/25 BR	SW846 6010C ¹	USDA HANDBOOK 60 ²
Magnesium	198	3.0	mg/l	1	10/28/25	11/07/25 BR	SW846 6010C ¹	USDA HANDBOOK 60 ²
Sodium	462	6.0	mg/l	1	10/28/25	11/07/25 BR	SW846 6010C ¹	USDA HANDBOOK 60 ²

(1) Instrument QC Batch: MA19815

(2) Prep QC Batch: MP43956

RL = Reporting Limit

Report of Analysis

Client Sample ID: BH01@5-6'	Date Sampled: 10/24/25
Lab Sample ID: DA76631-2A	Date Received: 10/24/25
Matrix: SO - Soil	Percent Solids: 74.0
Project: TASMCOA: Hanscome K11-1	

General Chemistry

Analyte	Result	RL	Units	DF	Analyzed	By	Method
Sodium Adsorption Ratio ^a	4.38		ratio	1	11/07/25 21:11	BR	USDA HANDBOOK 60

(a) Calculated as: $(Na \text{ meq/L}) / \sqrt{[(Ca \text{ meq/L}) + (Mg \text{ meq/L})/2]}$

RL = Reporting Limit

Report of Analysis

Client Sample ID: BH01@5-6'	
Lab Sample ID: DA76631-2B	Date Sampled: 10/24/25
Matrix: SO - Soil	Date Received: 10/24/25
	Percent Solids: 74.0
Project: TASMCOA: Hanscome K11-1	

Hot Water Soluble Boron Metals Analysis

Analyte	Result	RL	Units	DF	Prep	Analyzed By	Method	Prep Method
Boron	< 0.50	0.50	mg/l	1	10/28/25	11/07/25 BR	SW846 6010C ¹	HWS-B ²

(1) Instrument QC Batch: MA19813

(2) Prep QC Batch: MP43918

RL = Reporting Limit

Report of Analysis

Client Sample ID: BH01@5-6'	Date Sampled: 10/24/25
Lab Sample ID: DA76631-2C	Date Received: 10/24/25
Matrix: SO - Soil	Percent Solids: 74.0
Project: TASMCOA: Hanscome K11-1	

Metals Analysis

Analyte	Result	RL	Units	DF	Prep	Analyzed By	Method	Prep Method
Arsenic	2.3	0.14	mg/kg	10	10/27/25	10/31/25 GS	SW846 6020B ¹	SW846 3050B ²
Barium	132	1.4	mg/kg	10	10/27/25	10/31/25 GS	SW846 6020B ¹	SW846 3050B ²
Cadmium	0.18	0.071	mg/kg	10	10/27/25	10/31/25 GS	SW846 6020B ¹	SW846 3050B ²
Copper	6.3	1.4	mg/kg	10	10/27/25	10/31/25 GS	SW846 6020B ¹	SW846 3050B ²
Lead	8.1	0.35	mg/kg	10	10/27/25	10/31/25 GS	SW846 6020B ¹	SW846 3050B ²
Nickel	7.9	1.4	mg/kg	10	10/27/25	10/31/25 GS	SW846 6020B ¹	SW846 3050B ²
Selenium	8.4	0.14	mg/kg	10	10/27/25	10/31/25 GS	SW846 6020B ¹	SW846 3050B ²
Silver	< 0.071	0.071	mg/kg	10	10/27/25	10/31/25 GS	SW846 6020B ¹	SW846 3050B ²
Zinc	29.3	7.1	mg/kg	10	10/27/25	10/31/25 GS	SW846 6020B ¹	SW846 3050B ²

(1) Instrument QC Batch: MA19792

(2) Prep QC Batch: MP43919

RL = Reporting Limit

Report of Analysis



Client Sample ID: BH01@5-6'	Date Sampled: 10/24/25
Lab Sample ID: DA76631-2C	Date Received: 10/24/25
Matrix: SO - Soil	Percent Solids: 74.0
Project: TASMCOA: Hanscome K11-1	

General Chemistry

Analyte	Result	RL	Units	DF	Analyzed	By	Method
pH-saturated paste method							
pH	7.63		su	1	10/29/25 10:04	SG	WREP-125,4E-SATPASTE
prep: DEPT.OF AG, BOOK N9							
Specific Conductivity	5.2	0.0010	mmhos/cm	1	10/29/25 10:04	SG	SM 2510B-2011 MOD
Chromium, Hexavalent ^a	< 0.53	0.53	mg/kg	1	11/06/25 08:13	AFL	SW846 7199

(a) Analysis performed at SGS Orlando, FL.

RL = Reporting Limit

Report of Analysis

3.9
3

Client Sample ID: BH01@12-13'	
Lab Sample ID: DA76631-3	Date Sampled: 10/24/25
Matrix: SO - Soil	Date Received: 10/24/25
Method: SW846 8260D	Percent Solids: 77.3
Project: TASMCOA: Hanscome K11-1	

Run #1	File ID	DF	Analyzed	By	Prep Date	Prep Batch	Analytical Batch
Run #1	4V40801.D	1	11/01/25 08:52	MB	n/a	n/a	V4V1995
Run #2							

Run #1	Initial Weight	Final Volume
Run #1	5.35 g	5.0 ml
Run #2		

VOA COGCC Table 915 soil list

CAS No.	Compound	Result	RL	Units	Q
71-43-2	Benzene	< 0.0012	0.0012	mg/kg	
100-41-4	Ethylbenzene	< 0.0024	0.0024	mg/kg	
108-88-3	Toluene	< 0.0024	0.0024	mg/kg	
95-63-6	1,2,4-Trimethylbenzene	< 0.0024	0.0024	mg/kg	
108-67-8	1,3,5-Trimethylbenzene	< 0.0024	0.0024	mg/kg	
	m,p-Xylene	< 0.0024	0.0024	mg/kg	
95-47-6	o-Xylene	< 0.0024	0.0024	mg/kg	
1330-20-7	Xylene (total)	< 0.0024	0.0024	mg/kg	
	TPH-GRO (C6-C10)	< 0.24	0.24	mg/kg	

CAS No.	Surrogate Recoveries	Run# 1	Run# 2	Limits
1868-53-7	Dibromofluoromethane	109%		70-130%
2037-26-5	Toluene-D8	91%		70-130%
460-00-4	4-Bromofluorobenzene	87%		70-130%
17060-07-0	1,2-Dichloroethane-D4	101%		70-130%

RL = Reporting Limit
E = Indicates value exceeds calibration range

J = Indicates an estimated value
B = Indicates analyte found in associated method blank
N = Indicates presumptive evidence of a compound

Report of Analysis

3.9
3

Client Sample ID: BH01@12-13'	
Lab Sample ID: DA76631-3	Date Sampled: 10/24/25
Matrix: SO - Soil	Date Received: 10/24/25
Method: SW846 8270E SW846 3570	Percent Solids: 77.3
Project: TASMCOA: Hanscome K11-1	

Run #	File ID	DF	Analyzed	By	Prep Date	Prep Batch	Analytical Batch
Run #1	3G61563.D	1	10/26/25 11:50	ZL	10/25/25 15:00	OP29059	E3G2949
Run #2							

Run #	Initial Weight	Final Volume
Run #1	5.1 g	10.0 ml
Run #2		

COGCC Table 915-1 PAH List

CAS No.	Compound	Result	RL	Units	Q
83-32-9	Acenaphthene	< 0.0051	0.0051	mg/kg	
120-12-7	Anthracene	< 0.0051	0.0051	mg/kg	
56-55-3	Benzo(a)anthracene	< 0.0063	0.0063	mg/kg	
205-99-2	Benzo(b)fluoranthene	< 0.0051	0.0051	mg/kg	
207-08-9	Benzo(k)fluoranthene	< 0.0051	0.0051	mg/kg	
50-32-8	Benzo(a)pyrene	< 0.0051	0.0051	mg/kg	
218-01-9	Chrysene	< 0.0051	0.0051	mg/kg	
53-70-3	Dibenzo(a,h)anthracene	< 0.0051	0.0051	mg/kg	
206-44-0	Fluoranthene	< 0.0051	0.0051	mg/kg	
86-73-7	Fluorene	< 0.0051	0.0051	mg/kg	
193-39-5	Indeno(1,2,3-cd)pyrene	< 0.0051	0.0051	mg/kg	
90-12-0	1-Methylnaphthalene	< 0.0051	0.0051	mg/kg	
91-57-6	2-Methylnaphthalene	< 0.0051	0.0051	mg/kg	
91-20-3	Naphthalene	< 0.0025	0.0025	mg/kg	
129-00-0	Pyrene	< 0.0051	0.0051	mg/kg	

CAS No.	Surrogate Recoveries	Run# 1	Run# 2	Limits
321-60-8	2-Fluorobiphenyl	87% ^a		22-138%
4165-60-0	Nitrobenzene-d5	83% ^a		32-143%
1718-51-0	Terphenyl-d14	78% ^a		48-149%

(a) Surrogate spiked at 50ppb due to analytical spiking error. Sample result manually corrected.

RL = Reporting Limit
 E = Indicates value exceeds calibration range
 J = Indicates an estimated value
 B = Indicates analyte found in associated method blank
 N = Indicates presumptive evidence of a compound

Report of Analysis

Client Sample ID: BH01@12-13'		
Lab Sample ID: DA76631-3		Date Sampled: 10/24/25
Matrix: SO - Soil		Date Received: 10/24/25
Method: SW846-8015C SW846 3570		Percent Solids: 77.3
Project: TASMCOA: Hanscome K11-1		

Run #	File ID	DF	Analyzed	By	Prep Date	Prep Batch	Analytical Batch
Run #1	FH081984.D	1	10/30/25 15:43	JB	10/28/25 10:30	OP29072	GFH24027
Run #2							

Run #	Initial Weight	Final Volume
Run #1	5.3 g	10.0 ml
Run #2		

DRO C10-C28, ORO > C28-C36

CAS No.	Compound	Result	RL	Units	Q
	TPH-DRO (C10-C28)	< 4.9	4.9	mg/kg	
	TPH-ORO (> C28-C36)	< 7.4	7.4	mg/kg	

CAS No.	Surrogate Recoveries	Run# 1	Run# 2	Limits
84-15-1	o-Terphenyl	102%		20-142%

RL = Reporting Limit
E = Indicates value exceeds calibration range

J = Indicates an estimated value
B = Indicates analyte found in associated method blank
N = Indicates presumptive evidence of a compound

Report of Analysis

Client Sample ID: BH01@12-13'		Date Sampled: 10/24/25
Lab Sample ID: DA76631-3A		Date Received: 10/24/25
Matrix: SO - Soil		Percent Solids: 77.3
Project: TASMCOA: Hanscome K11-1		

SAR Metals Analysis

Analyte	Result	RL	Units	DF	Prep	Analyzed By	Method	Prep Method
Calcium	125	6.0	mg/l	1	10/28/25	11/07/25 BR	SW846 6010C ¹	USDA HANDBOOK 60 ²
Magnesium	60.1	3.0	mg/l	1	10/28/25	11/07/25 BR	SW846 6010C ¹	USDA HANDBOOK 60 ²
Sodium	289	6.0	mg/l	1	10/28/25	11/07/25 BR	SW846 6010C ¹	USDA HANDBOOK 60 ²

(1) Instrument QC Batch: MA19815

(2) Prep QC Batch: MP43956

RL = Reporting Limit

Report of Analysis

Client Sample ID: BH01@12-13'		Date Sampled: 10/24/25
Lab Sample ID: DA76631-3A		Date Received: 10/24/25
Matrix: SO - Soil		Percent Solids: 77.3
Project: TASMCOA: Hanscome K11-1		

General Chemistry

Analyte	Result	RL	Units	DF	Analyzed	By	Method
Sodium Adsorption Ratio ^a	5.32		ratio	1	11/07/25 21:16	BR	USDA HANDBOOK 60

(a) Calculated as: $(Na \text{ meq/L}) / \sqrt{[(Ca \text{ meq/L}) + (Mg \text{ meq/L})/2]}$

RL = Reporting Limit

Report of Analysis

Client Sample ID: BH01@12-13'	
Lab Sample ID: DA76631-3B	Date Sampled: 10/24/25
Matrix: SO - Soil	Date Received: 10/24/25
	Percent Solids: 77.3
Project: TASMCOA: Hanscome K11-1	

Hot Water Soluble Boron Metals Analysis

Analyte	Result	RL	Units	DF	Prep	Analyzed By	Method	Prep Method
Boron	< 0.50	0.50	mg/l	1	10/28/25	11/07/25 BR	SW846 6010C ¹	HWS-B ²

(1) Instrument QC Batch: MA19813

(2) Prep QC Batch: MP43918

RL = Reporting Limit

Report of Analysis

Client Sample ID: BH01@12-13'		Date Sampled: 10/24/25
Lab Sample ID: DA76631-3C		Date Received: 10/24/25
Matrix: SO - Soil		Percent Solids: 77.3
Project: TASMCOA: Hanscome K11-1		

Metals Analysis

Analyte	Result	RL	Units	DF	Prep	Analyzed By	Method	Prep Method
Arsenic	1.6	0.16	mg/kg	10	10/27/25	10/31/25 GS	SW846 6020B ¹	SW846 3050B ²
Barium	40.0	1.6	mg/kg	10	10/27/25	10/31/25 GS	SW846 6020B ¹	SW846 3050B ²
Cadmium	< 0.080	0.080	mg/kg	10	10/27/25	10/31/25 GS	SW846 6020B ¹	SW846 3050B ²
Copper	19.6	1.6	mg/kg	10	10/27/25	10/31/25 GS	SW846 6020B ¹	SW846 3050B ²
Lead	12.0	0.40	mg/kg	10	10/27/25	10/31/25 GS	SW846 6020B ¹	SW846 3050B ²
Nickel	6.2	1.6	mg/kg	10	10/27/25	10/31/25 GS	SW846 6020B ¹	SW846 3050B ²
Selenium	3.6	0.16	mg/kg	10	10/27/25	10/31/25 GS	SW846 6020B ¹	SW846 3050B ²
Silver	0.083	0.080	mg/kg	10	10/27/25	10/31/25 GS	SW846 6020B ¹	SW846 3050B ²
Zinc	45.5	8.0	mg/kg	10	10/27/25	10/31/25 GS	SW846 6020B ¹	SW846 3050B ²

(1) Instrument QC Batch: MA19792

(2) Prep QC Batch: MP43919

RL = Reporting Limit

Report of Analysis

Client Sample ID: BH01@12-13'		Date Sampled: 10/24/25
Lab Sample ID: DA76631-3C		Date Received: 10/24/25
Matrix: SO - Soil		Percent Solids: 77.3
Project: TASMCOA: Hanscome K11-1		

General Chemistry

Analyte	Result	RL	Units	DF	Analyzed	By	Method
pH-saturated paste method							
pH	7.70		su	1	10/29/25 10:04	SG	WREP-125,4E-SATPASTE
prep: DEPT.OF AG, BOOK N9							
Specific Conductivity	2.5	0.0010	mmhos/cm	1	10/29/25 10:04	SG	SM 2510B-2011 MOD
Chromium, Hexavalent ^a	0.52	0.52	mg/kg	1	11/06/25 08:34	AFL	SW846 7199

(a) Analysis performed at SGS Orlando, FL.

RL = Reporting Limit

Report of Analysis

Client Sample ID: BH02@2-3'		Date Sampled: 10/24/25
Lab Sample ID: DA76631-4		Date Received: 10/24/25
Matrix: SO - Soil		Percent Solids: 75.3
Method: SW846 8260D		
Project: TASMCOA: Hanscome K11-1		

Run #	File ID	DF	Analyzed	By	Prep Date	Prep Batch	Analytical Batch
Run #1	4V40802.D	1	11/01/25 09:14	MB	n/a	n/a	V4V1995
Run #2							

Run #	Initial Weight	Final Volume
Run #1	5.39 g	5.0 ml
Run #2		

VOA COGCC Table 915 soil list

CAS No.	Compound	Result	RL	Units	Q
71-43-2	Benzene	< 0.0012	0.0012	mg/kg	
100-41-4	Ethylbenzene	< 0.0025	0.0025	mg/kg	
108-88-3	Toluene	< 0.0025	0.0025	mg/kg	
95-63-6	1,2,4-Trimethylbenzene	< 0.0025	0.0025	mg/kg	
108-67-8	1,3,5-Trimethylbenzene	< 0.0025	0.0025	mg/kg	
	m,p-Xylene	< 0.0025	0.0025	mg/kg	
95-47-6	o-Xylene	< 0.0025	0.0025	mg/kg	
1330-20-7	Xylene (total)	< 0.0025	0.0025	mg/kg	
	TPH-GRO (C6-C10)	< 0.25	0.25	mg/kg	

CAS No.	Surrogate Recoveries	Run# 1	Run# 2	Limits
1868-53-7	Dibromofluoromethane	102%		70-130%
2037-26-5	Toluene-D8	95%		70-130%
460-00-4	4-Bromofluorobenzene	90%		70-130%
17060-07-0	1,2-Dichloroethane-D4	102%		70-130%

RL = Reporting Limit
 E = Indicates value exceeds calibration range

J = Indicates an estimated value
 B = Indicates analyte found in associated method blank
 N = Indicates presumptive evidence of a compound

Report of Analysis

Client Sample ID: BH02@2-3'		
Lab Sample ID: DA76631-4		Date Sampled: 10/24/25
Matrix: SO - Soil		Date Received: 10/24/25
Method: SW846 8270E SW846 3570		Percent Solids: 75.3
Project: TASMCOA: Hanscome K11-1		

Run #	File ID	DF	Analyzed	By	Prep Date	Prep Batch	Analytical Batch
Run #1	3G61564.D	1	10/26/25 12:16	ZL	10/25/25 15:00	OP29059	E3G2949
Run #2							

Run #	Initial Weight	Final Volume
Run #1	5.0 g	10.0 ml
Run #2		

COGCC Table 915-1 PAH List

CAS No.	Compound	Result	RL	Units	Q
83-32-9	Acenaphthene	< 0.0053	0.0053	mg/kg	
120-12-7	Anthracene	< 0.0053	0.0053	mg/kg	
56-55-3	Benzo(a)anthracene	< 0.0066	0.0066	mg/kg	
205-99-2	Benzo(b)fluoranthene	< 0.0053	0.0053	mg/kg	
207-08-9	Benzo(k)fluoranthene	< 0.0053	0.0053	mg/kg	
50-32-8	Benzo(a)pyrene	< 0.0053	0.0053	mg/kg	
218-01-9	Chrysene	< 0.0053	0.0053	mg/kg	
53-70-3	Dibenzo(a,h)anthracene	< 0.0053	0.0053	mg/kg	
206-44-0	Fluoranthene	< 0.0053	0.0053	mg/kg	
86-73-7	Fluorene	< 0.0053	0.0053	mg/kg	
193-39-5	Indeno(1,2,3-cd)pyrene	< 0.0053	0.0053	mg/kg	
90-12-0	1-Methylnaphthalene	< 0.0053	0.0053	mg/kg	
91-57-6	2-Methylnaphthalene	< 0.0053	0.0053	mg/kg	
91-20-3	Naphthalene	< 0.0027	0.0027	mg/kg	
129-00-0	Pyrene	< 0.0053	0.0053	mg/kg	

CAS No.	Surrogate Recoveries	Run# 1	Run# 2	Limits
321-60-8	2-Fluorobiphenyl	70% ^a		22-138%
4165-60-0	Nitrobenzene-d5	62% ^a		32-143%
1718-51-0	Terphenyl-d14	63% ^a		48-149%

(a) Surrogate spiked at 50ppb due to analytical spiking error. Sample result manually corrected.

RL = Reporting Limit
E = Indicates value exceeds calibration range

J = Indicates an estimated value
B = Indicates analyte found in associated method blank
N = Indicates presumptive evidence of a compound

Report of Analysis

Client Sample ID: BH02@2-3'	
Lab Sample ID: DA76631-4	Date Sampled: 10/24/25
Matrix: SO - Soil	Date Received: 10/24/25
Method: SW846-8015C SW846 3570	Percent Solids: 75.3
Project: TASMCOA: Hanscome K11-1	

Run #	File ID	DF	Analyzed	By	Prep Date	Prep Batch	Analytical Batch
Run #1	FH081985.D	1	10/30/25 15:57	JB	10/28/25 10:30	OP29072	GFH24027
Run #2							

Run #	Initial Weight	Final Volume
Run #1	5.5 g	10.0 ml
Run #2		

DRO C10-C28, ORO > C28-C36

CAS No.	Compound	Result	RL	Units	Q
	TPH-DRO (C10-C28)	< 4.8	4.8	mg/kg	
	TPH-ORO (> C28-C36)	< 7.3	7.3	mg/kg	

CAS No.	Surrogate Recoveries	Run# 1	Run# 2	Limits
84-15-1	o-Terphenyl	107%		20-142%

RL = Reporting Limit
E = Indicates value exceeds calibration range

J = Indicates an estimated value
B = Indicates analyte found in associated method blank
N = Indicates presumptive evidence of a compound

Report of Analysis

Client Sample ID: BH02@2-3'		Date Sampled: 10/24/25
Lab Sample ID: DA76631-4A		Date Received: 10/24/25
Matrix: SO - Soil		Percent Solids: 75.3
Project: TASMCOA: Hanscome K11-1		

SAR Metals Analysis

Analyte	Result	RL	Units	DF	Prep	Analyzed By	Method	Prep Method
Calcium	524	6.0	mg/l	1	10/28/25	11/07/25 BR	SW846 6010C ¹	USDA HANDBOOK 60 ²
Magnesium	180	3.0	mg/l	1	10/28/25	11/07/25 BR	SW846 6010C ¹	USDA HANDBOOK 60 ²
Sodium	314	6.0	mg/l	1	10/28/25	11/07/25 BR	SW846 6010C ¹	USDA HANDBOOK 60 ²

(1) Instrument QC Batch: MA19815

(2) Prep QC Batch: MP43956

RL = Reporting Limit

Report of Analysis

Client Sample ID: BH02@2-3'	Date Sampled: 10/24/25
Lab Sample ID: DA76631-4A	Date Received: 10/24/25
Matrix: SO - Soil	Percent Solids: 75.3
Project: TASMCOA: Hanscome K11-1	

General Chemistry

Analyte	Result	RL	Units	DF	Analyzed	By	Method
Sodium Adsorption Ratio ^a	3.02		ratio	1	11/07/25 21:18	BR	USDA HANDBOOK 60

(a) Calculated as: $(Na \text{ meq/L}) / \sqrt{[(Ca \text{ meq/L}) + (Mg \text{ meq/L})/2]}$

RL = Reporting Limit

Report of Analysis

Client Sample ID: BH02@2-3'		Date Sampled: 10/24/25
Lab Sample ID: DA76631-4B		Date Received: 10/24/25
Matrix: SO - Soil		Percent Solids: 75.3
Project: TASMCOA: Hanscome K11-1		

Hot Water Soluble Boron Metals Analysis

Analyte	Result	RL	Units	DF	Prep	Analyzed By	Method	Prep Method
Boron	0.618	0.50	mg/l	1	10/28/25	11/07/25 BR	SW846 6010C ¹	HWS-B ²

(1) Instrument QC Batch: MA19813

(2) Prep QC Batch: MP43918

RL = Reporting Limit

Report of Analysis

Client Sample ID: BH02@2-3'		Date Sampled: 10/24/25
Lab Sample ID: DA76631-4C		Date Received: 10/24/25
Matrix: SO - Soil		Percent Solids: 75.3
Project: TASMCOA: Hanscome K11-1		

Metals Analysis

Analyte	Result	RL	Units	DF	Prep	Analyzed By	Method	Prep Method
Arsenic	3.3	0.20	mg/kg	10	10/27/25	10/31/25 GS	SW846 6020B ¹	SW846 3050B ²
Barium	167	2.0	mg/kg	10	10/27/25	10/31/25 GS	SW846 6020B ¹	SW846 3050B ²
Cadmium	0.18	0.099	mg/kg	10	10/27/25	10/31/25 GS	SW846 6020B ¹	SW846 3050B ²
Copper	13.1	2.0	mg/kg	10	10/27/25	10/31/25 GS	SW846 6020B ¹	SW846 3050B ²
Lead	10.1	0.50	mg/kg	10	10/27/25	10/31/25 GS	SW846 6020B ¹	SW846 3050B ²
Nickel	10.6	2.0	mg/kg	10	10/27/25	10/31/25 GS	SW846 6020B ¹	SW846 3050B ²
Selenium	1.6	0.20	mg/kg	10	10/27/25	10/31/25 GS	SW846 6020B ¹	SW846 3050B ²
Silver	< 0.099	0.099	mg/kg	10	10/27/25	10/31/25 GS	SW846 6020B ¹	SW846 3050B ²
Zinc	45.3	9.9	mg/kg	10	10/27/25	10/31/25 GS	SW846 6020B ¹	SW846 3050B ²

(1) Instrument QC Batch: MA19792

(2) Prep QC Batch: MP43919

RL = Reporting Limit

Report of Analysis

Client Sample ID: BH02@2-3'	Date Sampled: 10/24/25
Lab Sample ID: DA76631-4C	Date Received: 10/24/25
Matrix: SO - Soil	Percent Solids: 75.3
Project: TASMCOA: Hanscome K11-1	

General Chemistry

Analyte	Result	RL	Units	DF	Analyzed	By	Method
pH-saturated paste method							
pH	7.87		su	1	10/29/25 10:04	SG	WREP-125,4E-SATPASTE
prep: DEPT.OF AG, BOOK N9							
Specific Conductivity	4.4	0.0010	mmhos/cm	1	10/29/25 10:04	SG	SM 2510B-2011 MOD
Chromium, Hexavalent ^a	< 0.51	0.51	mg/kg	1	11/06/25 08:55	AFL	SW846 7199

(a) Analysis performed at SGS Orlando, FL.

RL = Reporting Limit

Report of Analysis

Client Sample ID: BH02@5-6'	
Lab Sample ID: DA76631-5	Date Sampled: 10/24/25
Matrix: SO - Soil	Date Received: 10/24/25
Method: SW846 8260D	Percent Solids: 67.3
Project: TASMCOA: Hanscome K11-1	

Run #	File ID	DF	Analyzed	By	Prep Date	Prep Batch	Analytical Batch
Run #1	4V40803.D	1	11/01/25 09:36	MB	n/a	n/a	V4V1995
Run #2							

Run #	Initial Weight	Final Volume
Run #1	5.10 g	5.0 ml
Run #2		

VOA COGCC Table 915 soil list

CAS No.	Compound	Result	RL	Units	Q
71-43-2	Benzene	< 0.0015	0.0015	mg/kg	
100-41-4	Ethylbenzene	< 0.0029	0.0029	mg/kg	
108-88-3	Toluene	< 0.0029	0.0029	mg/kg	
95-63-6	1,2,4-Trimethylbenzene	< 0.0029	0.0029	mg/kg	
108-67-8	1,3,5-Trimethylbenzene	< 0.0029	0.0029	mg/kg	
	m,p-Xylene	< 0.0029	0.0029	mg/kg	
95-47-6	o-Xylene	< 0.0029	0.0029	mg/kg	
1330-20-7	Xylene (total)	< 0.0029	0.0029	mg/kg	
	TPH-GRO (C6-C10)	< 0.29	0.29	mg/kg	

CAS No.	Surrogate Recoveries	Run# 1	Run# 2	Limits
1868-53-7	Dibromofluoromethane	113%		70-130%
2037-26-5	Toluene-D8	92%		70-130%
460-00-4	4-Bromofluorobenzene	88%		70-130%
17060-07-0	1,2-Dichloroethane-D4	106%		70-130%

RL = Reporting Limit
E = Indicates value exceeds calibration range

J = Indicates an estimated value
B = Indicates analyte found in associated method blank
N = Indicates presumptive evidence of a compound

Report of Analysis

Client Sample ID: BH02@5-6'		
Lab Sample ID: DA76631-5		Date Sampled: 10/24/25
Matrix: SO - Soil		Date Received: 10/24/25
Method: SW846 8270E SW846 3570		Percent Solids: 67.3
Project: TASMCOA: Hanscome K11-1		

Run #	File ID	DF	Analyzed	By	Prep Date	Prep Batch	Analytical Batch
Run #1	3G61565.D	1	10/26/25 12:43	ZL	10/25/25 15:00	OP29059	E3G2949
Run #2							

Run #	Initial Weight	Final Volume
Run #1	4.9 g	10.0 ml
Run #2		

COGCC Table 915-1 PAH List

CAS No.	Compound	Result	RL	Units	Q
83-32-9	Acenaphthene	< 0.0061	0.0061	mg/kg	
120-12-7	Anthracene	< 0.0061	0.0061	mg/kg	
56-55-3	Benzo(a)anthracene	< 0.0076	0.0076	mg/kg	
205-99-2	Benzo(b)fluoranthene	< 0.0061	0.0061	mg/kg	
207-08-9	Benzo(k)fluoranthene	< 0.0061	0.0061	mg/kg	
50-32-8	Benzo(a)pyrene	< 0.0061	0.0061	mg/kg	
218-01-9	Chrysene	< 0.0061	0.0061	mg/kg	
53-70-3	Dibenzo(a,h)anthracene	< 0.0061	0.0061	mg/kg	
206-44-0	Fluoranthene	< 0.0061	0.0061	mg/kg	
86-73-7	Fluorene	< 0.0061	0.0061	mg/kg	
193-39-5	Indeno(1,2,3-cd)pyrene	< 0.0061	0.0061	mg/kg	
90-12-0	1-Methylnaphthalene	< 0.0061	0.0061	mg/kg	
91-57-6	2-Methylnaphthalene	< 0.0061	0.0061	mg/kg	
91-20-3	Naphthalene	< 0.0030	0.0030	mg/kg	
129-00-0	Pyrene	< 0.0061	0.0061	mg/kg	

CAS No.	Surrogate Recoveries	Run# 1	Run# 2	Limits
321-60-8	2-Fluorobiphenyl	85% ^a		22-138%
4165-60-0	Nitrobenzene-d5	78% ^a		32-143%
1718-51-0	Terphenyl-d14	81% ^a		48-149%

(a) Surrogate spiked at 50ppb due to analytical spiking error. Sample result manually corrected.

RL = Reporting Limit
E = Indicates value exceeds calibration range

J = Indicates an estimated value
B = Indicates analyte found in associated method blank
N = Indicates presumptive evidence of a compound

Report of Analysis

Client Sample ID: BH02@5-6'	
Lab Sample ID: DA76631-5	Date Sampled: 10/24/25
Matrix: SO - Soil	Date Received: 10/24/25
Method: SW846-8015C SW846 3570	Percent Solids: 67.3
Project: TASMCOA: Hanscome K11-1	

Run #	File ID	DF	Analyzed	By	Prep Date	Prep Batch	Analytical Batch
Run #1	FH081986.D	1	10/30/25 16:10	JB	10/28/25 10:30	OP29072	GFH24027
Run #2							

Run #	Initial Weight	Final Volume
Run #1	5.3 g	10.0 ml
Run #2		

DRO C10-C28, ORO > C28-C36

CAS No.	Compound	Result	RL	Units	Q
	TPH-DRO (C10-C28)	< 5.7	5.7	mg/kg	
	TPH-ORO (> C28-C36)	< 8.5	8.5	mg/kg	

CAS No.	Surrogate Recoveries	Run# 1	Run# 2	Limits
84-15-1	o-Terphenyl	102%		20-142%

RL = Reporting Limit
E = Indicates value exceeds calibration range

J = Indicates an estimated value
B = Indicates analyte found in associated method blank
N = Indicates presumptive evidence of a compound

Report of Analysis

Client Sample ID: BH02@5-6'	Date Sampled: 10/24/25
Lab Sample ID: DA76631-5A	Date Received: 10/24/25
Matrix: SO - Soil	Percent Solids: 67.3
Project: TASMCOA: Hanscome K11-1	

SAR Metals Analysis

Analyte	Result	RL	Units	DF	Prep	Analyzed By	Method	Prep Method
Calcium	530	6.0	mg/l	1	10/28/25	11/07/25 BR	SW846 6010C ¹	USDA HANDBOOK 60 ²
Magnesium	173	3.0	mg/l	1	10/28/25	11/07/25 BR	SW846 6010C ¹	USDA HANDBOOK 60 ²
Sodium	384	6.0	mg/l	1	10/28/25	11/07/25 BR	SW846 6010C ¹	USDA HANDBOOK 60 ²

(1) Instrument QC Batch: MA19815

(2) Prep QC Batch: MP43956

RL = Reporting Limit

Report of Analysis

Client Sample ID: BH02@5-6'	Date Sampled: 10/24/25
Lab Sample ID: DA76631-5A	Date Received: 10/24/25
Matrix: SO - Soil	Percent Solids: 67.3
Project: TASMCOA: Hanscome K11-1	

General Chemistry

Analyte	Result	RL	Units	DF	Analyzed	By	Method
Sodium Adsorption Ratio ^a	3.70		ratio	1	11/07/25 21:19	BR	USDA HANDBOOK 60

(a) Calculated as: $(Na \text{ meq/L}) / \sqrt{[(Ca \text{ meq/L}) + (Mg \text{ meq/L})/2]}$

RL = Reporting Limit

Report of Analysis

Client Sample ID: BH02@5-6'		Date Sampled: 10/24/25
Lab Sample ID: DA76631-5B		Date Received: 10/24/25
Matrix: SO - Soil		Percent Solids: 67.3
Project: TASMCOA: Hanscome K11-1		

Hot Water Soluble Boron Metals Analysis

Analyte	Result	RL	Units	DF	Prep	Analyzed By	Method	Prep Method
Boron	< 0.50	0.50	mg/l	1	10/28/25	11/07/25 BR	SW846 6010C ¹	HWS-B ²

(1) Instrument QC Batch: MA19813

(2) Prep QC Batch: MP43918

RL = Reporting Limit

Report of Analysis

Client Sample ID: BH02@5-6'		Date Sampled: 10/24/25
Lab Sample ID: DA76631-5C		Date Received: 10/24/25
Matrix: SO - Soil		Percent Solids: 67.3
Project: TASMCOA: Hanscome K11-1		

Metals Analysis

Analyte	Result	RL	Units	DF	Prep	Analyzed By	Method	Prep Method
Arsenic	1.7	0.15	mg/kg	10	10/27/25	10/31/25 GS	SW846 6020B ¹	SW846 3050B ²
Barium	166	1.5	mg/kg	10	10/27/25	10/31/25 GS	SW846 6020B ¹	SW846 3050B ²
Cadmium	0.22	0.077	mg/kg	10	10/27/25	10/31/25 GS	SW846 6020B ¹	SW846 3050B ²
Copper	14.5	1.5	mg/kg	10	10/27/25	10/31/25 GS	SW846 6020B ¹	SW846 3050B ²
Lead	12.1	0.39	mg/kg	10	10/27/25	10/31/25 GS	SW846 6020B ¹	SW846 3050B ²
Nickel	9.9	1.5	mg/kg	10	10/27/25	10/31/25 GS	SW846 6020B ¹	SW846 3050B ²
Selenium	3.5	0.15	mg/kg	10	10/27/25	10/31/25 GS	SW846 6020B ¹	SW846 3050B ²
Silver	< 0.077	0.077	mg/kg	10	10/27/25	10/31/25 GS	SW846 6020B ¹	SW846 3050B ²
Zinc	44.6	7.7	mg/kg	10	10/27/25	10/31/25 GS	SW846 6020B ¹	SW846 3050B ²

(1) Instrument QC Batch: MA19792

(2) Prep QC Batch: MP43919

RL = Reporting Limit

Report of Analysis

Client Sample ID: BH02@5-6'	Date Sampled: 10/24/25
Lab Sample ID: DA76631-5C	Date Received: 10/24/25
Matrix: SO - Soil	Percent Solids: 67.3
Project: TASMCOA: Hanscome K11-1	

General Chemistry

Analyte	Result	RL	Units	DF	Analyzed	By	Method
pH-saturated paste method							
pH	7.73		su	1	10/29/25 10:04	SG	WREP-125,4E-SATPASTE
prep: DEPT.OF AG, BOOK N9							
Specific Conductivity	4.6	0.0010	mmhos/cm	1	10/29/25 10:04	SG	SM 2510B-2011 MOD
Chromium, Hexavalent ^a	< 0.59	0.59	mg/kg	1	11/06/25 09:15	AFL	SW846 7199

(a) Analysis performed at SGS Orlando, FL.

RL = Reporting Limit

Report of Analysis

Client Sample ID: BH02@12-13'		
Lab Sample ID: DA76631-6		Date Sampled: 10/24/25
Matrix: SO - Soil		Date Received: 10/24/25
Method: SW846 8260D		Percent Solids: 81.6
Project: TASMCOA: Hanscome K11-1		

Run #1	File ID	DF	Analyzed	By	Prep Date	Prep Batch	Analytical Batch
Run #1	4V40804.D	1	11/01/25 09:58	MB	n/a	n/a	V4V1995
Run #2							

Run #1	Initial Weight	Final Volume
Run #1	5.36 g	5.0 ml
Run #2		

VOA COGCC Table 915 soil list

CAS No.	Compound	Result	RL	Units	Q
71-43-2	Benzene	< 0.0011	0.0011	mg/kg	
100-41-4	Ethylbenzene	< 0.0023	0.0023	mg/kg	
108-88-3	Toluene	< 0.0023	0.0023	mg/kg	
95-63-6	1,2,4-Trimethylbenzene	< 0.0023	0.0023	mg/kg	
108-67-8	1,3,5-Trimethylbenzene	< 0.0023	0.0023	mg/kg	
	m,p-Xylene	< 0.0023	0.0023	mg/kg	
95-47-6	o-Xylene	< 0.0023	0.0023	mg/kg	
1330-20-7	Xylene (total)	< 0.0023	0.0023	mg/kg	
	TPH-GRO (C6-C10)	< 0.23	0.23	mg/kg	

CAS No.	Surrogate Recoveries	Run# 1	Run# 2	Limits
1868-53-7	Dibromofluoromethane	103%		70-130%
2037-26-5	Toluene-D8	93%		70-130%
460-00-4	4-Bromofluorobenzene	88%		70-130%
17060-07-0	1,2-Dichloroethane-D4	100%		70-130%

RL = Reporting Limit
E = Indicates value exceeds calibration range

J = Indicates an estimated value
B = Indicates analyte found in associated method blank
N = Indicates presumptive evidence of a compound

Report of Analysis

Client Sample ID: BH02@12-13'		
Lab Sample ID: DA76631-6		Date Sampled: 10/24/25
Matrix: SO - Soil		Date Received: 10/24/25
Method: SW846 8270E SW846 3570		Percent Solids: 81.6
Project: TASMCOA: Hanscome K11-1		

Run #	File ID	DF	Analyzed	By	Prep Date	Prep Batch	Analytical Batch
Run #1	3G61566.D	1	10/26/25 13:10	ZL	10/25/25 15:00	OP29059	E3G2949
Run #2							

Run #	Initial Weight	Final Volume
Run #1	4.9 g	10.0 ml
Run #2		

COGCC Table 915-1 PAH List

CAS No.	Compound	Result	RL	Units	Q
83-32-9	Acenaphthene	< 0.0050	0.0050	mg/kg	
120-12-7	Anthracene	< 0.0050	0.0050	mg/kg	
56-55-3	Benzo(a)anthracene	< 0.0063	0.0063	mg/kg	
205-99-2	Benzo(b)fluoranthene	< 0.0050	0.0050	mg/kg	
207-08-9	Benzo(k)fluoranthene	< 0.0050	0.0050	mg/kg	
50-32-8	Benzo(a)pyrene	< 0.0050	0.0050	mg/kg	
218-01-9	Chrysene	< 0.0050	0.0050	mg/kg	
53-70-3	Dibenzo(a,h)anthracene	< 0.0050	0.0050	mg/kg	
206-44-0	Fluoranthene	< 0.0050	0.0050	mg/kg	
86-73-7	Fluorene	< 0.0050	0.0050	mg/kg	
193-39-5	Indeno(1,2,3-cd)pyrene	< 0.0050	0.0050	mg/kg	
90-12-0	1-Methylnaphthalene	< 0.0050	0.0050	mg/kg	
91-57-6	2-Methylnaphthalene	< 0.0050	0.0050	mg/kg	
91-20-3	Naphthalene	< 0.0025	0.0025	mg/kg	
129-00-0	Pyrene	< 0.0050	0.0050	mg/kg	

CAS No.	Surrogate Recoveries	Run# 1	Run# 2	Limits
321-60-8	2-Fluorobiphenyl	76% ^a		22-138%
4165-60-0	Nitrobenzene-d5	66% ^a		32-143%
1718-51-0	Terphenyl-d14	65% ^a		48-149%

(a) Surrogate spiked at 50ppb due to analytical spiking error. Sample result manually corrected.

RL = Reporting Limit
E = Indicates value exceeds calibration range

J = Indicates an estimated value
B = Indicates analyte found in associated method blank
N = Indicates presumptive evidence of a compound

Report of Analysis

Client Sample ID: BH02@12-13'		
Lab Sample ID: DA76631-6		Date Sampled: 10/24/25
Matrix: SO - Soil		Date Received: 10/24/25
Method: SW846-8015C SW846 3570		Percent Solids: 81.6
Project: TASMCOA: Hanscome K11-1		

Run #	File ID	DF	Analyzed	By	Prep Date	Prep Batch	Analytical Batch
Run #1	FH081987.D	1	10/30/25 16:23	JB	10/28/25 10:30	OP29072	GFH24027
Run #2							

Run #	Initial Weight	Final Volume
Run #1	5.2 g	10.0 ml
Run #2		

DRO C10-C28, ORO > C28-C36

CAS No.	Compound	Result	RL	Units	Q
	TPH-DRO (C10-C28)	< 4.7	4.7	mg/kg	
	TPH-ORO (> C28-C36)	< 7.1	7.1	mg/kg	

CAS No.	Surrogate Recoveries	Run# 1	Run# 2	Limits
84-15-1	o-Terphenyl	103%		20-142%

RL = Reporting Limit
E = Indicates value exceeds calibration range

J = Indicates an estimated value
B = Indicates analyte found in associated method blank
N = Indicates presumptive evidence of a compound

Report of Analysis

Client Sample ID: BH02@12-13'		Date Sampled: 10/24/25
Lab Sample ID: DA76631-6A		Date Received: 10/24/25
Matrix: SO - Soil		Percent Solids: 81.6
Project: TASMCOA: Hanscome K11-1		

SAR Metals Analysis

Analyte	Result	RL	Units	DF	Prep	Analyzed By	Method	Prep Method
Calcium	170	6.0	mg/l	1	10/28/25	11/07/25 BR	SW846 6010C ¹	USDA HANDBOOK 60 ²
Magnesium	82.1	3.0	mg/l	1	10/28/25	11/07/25 BR	SW846 6010C ¹	USDA HANDBOOK 60 ²
Sodium	324	6.0	mg/l	1	10/28/25	11/07/25 BR	SW846 6010C ¹	USDA HANDBOOK 60 ²

(1) Instrument QC Batch: MA19815

(2) Prep QC Batch: MP43956

RL = Reporting Limit

Report of Analysis

Client Sample ID: BH02@12-13'		Date Sampled: 10/24/25
Lab Sample ID: DA76631-6A		Date Received: 10/24/25
Matrix: SO - Soil		Percent Solids: 81.6
Project: TASMCOA: Hanscome K11-1		

General Chemistry

Analyte	Result	RL	Units	DF	Analyzed	By	Method
Sodium Adsorption Ratio ^a	5.10		ratio	1	11/07/25 21:21	BR	USDA HANDBOOK 60

(a) Calculated as: $(Na \text{ meq/L}) / \sqrt{[(Ca \text{ meq/L}) + (Mg \text{ meq/L})/2]}$

RL = Reporting Limit

Report of Analysis

Client Sample ID: BH02@12-13'	
Lab Sample ID: DA76631-6B	Date Sampled: 10/24/25
Matrix: SO - Soil	Date Received: 10/24/25
	Percent Solids: 81.6
Project: TASMCOA: Hanscome K11-1	

Hot Water Soluble Boron Metals Analysis

Analyte	Result	RL	Units	DF	Prep	Analyzed By	Method	Prep Method
Boron	< 0.50	0.50	mg/l	1	10/28/25	11/07/25 BR	SW846 6010C ¹	HWS-B ²

(1) Instrument QC Batch: MA19813

(2) Prep QC Batch: MP43918

RL = Reporting Limit

Report of Analysis

Client Sample ID: BH02@12-13'	Date Sampled: 10/24/25
Lab Sample ID: DA76631-6C	Date Received: 10/24/25
Matrix: SO - Soil	Percent Solids: 81.6
Project: TASMCOA: Hanscome K11-1	

Metals Analysis

Analyte	Result	RL	Units	DF	Prep	Analyzed By	Method	Prep Method
Arsenic	0.53	0.15	mg/kg	10	10/27/25	10/31/25 GS	SW846 6020B ¹	SW846 3050B ²
Barium	33.7	1.5	mg/kg	10	10/27/25	10/31/25 GS	SW846 6020B ¹	SW846 3050B ²
Cadmium	< 0.075	0.075	mg/kg	10	10/27/25	10/31/25 GS	SW846 6020B ¹	SW846 3050B ²
Copper	6.3	1.5	mg/kg	10	10/27/25	10/31/25 GS	SW846 6020B ¹	SW846 3050B ²
Lead	4.0	0.37	mg/kg	10	10/27/25	10/31/25 GS	SW846 6020B ¹	SW846 3050B ²
Nickel	3.6	1.5	mg/kg	10	10/27/25	10/31/25 GS	SW846 6020B ¹	SW846 3050B ²
Selenium	0.24	0.15	mg/kg	10	10/27/25	10/31/25 GS	SW846 6020B ¹	SW846 3050B ²
Silver	< 0.075	0.075	mg/kg	10	10/27/25	10/31/25 GS	SW846 6020B ¹	SW846 3050B ²
Zinc	23.7	7.5	mg/kg	10	10/27/25	10/31/25 GS	SW846 6020B ¹	SW846 3050B ²

(1) Instrument QC Batch: MA19792

(2) Prep QC Batch: MP43919

RL = Reporting Limit

Report of Analysis

Client Sample ID: BH02@12-13'	Date Sampled: 10/24/25
Lab Sample ID: DA76631-6C	Date Received: 10/24/25
Matrix: SO - Soil	Percent Solids: 81.6
Project: TASMCOA: Hanscome K11-1	

General Chemistry

Analyte	Result	RL	Units	DF	Analyzed	By	Method
pH-saturated paste method							
pH	7.58		su	1	10/29/25 10:04	SG	WREP-125,4E-SATPASTE
prep: DEPT.OF AG, BOOK N9							
Specific Conductivity	2.8	0.0010	mmhos/cm	1	10/29/25 10:04	SG	SM 2510B-2011 MOD
Chromium, Hexavalent ^a	1.1	0.48	mg/kg	1	11/05/25 18:30	AFL	SW846 7199

(a) Analysis performed at SGS Orlando, FL.

RL = Reporting Limit

Report of Analysis

Client Sample ID: BH03@2-3'		
Lab Sample ID: DA76631-7		Date Sampled: 10/24/25
Matrix: SO - Soil		Date Received: 10/24/25
Method: SW846 8260D		Percent Solids: 69.9
Project: TASMCOA: Hanscome K11-1		

Run #	File ID	DF	Analyzed	By	Prep Date	Prep Batch	Analytical Batch
Run #1	4V40805.D	1	11/01/25 10:20	MB	n/a	n/a	V4V1995
Run #2							

Run #	Initial Weight	Final Volume
Run #1	5.16 g	5.0 ml
Run #2		

VOA COGCC Table 915 soil list

CAS No.	Compound	Result	RL	Units	Q
71-43-2	Benzene	< 0.0014	0.0014	mg/kg	
100-41-4	Ethylbenzene	< 0.0028	0.0028	mg/kg	
108-88-3	Toluene	< 0.0028	0.0028	mg/kg	
95-63-6	1,2,4-Trimethylbenzene	< 0.0028	0.0028	mg/kg	
108-67-8	1,3,5-Trimethylbenzene	< 0.0028	0.0028	mg/kg	
	m,p-Xylene	< 0.0028	0.0028	mg/kg	
95-47-6	o-Xylene	< 0.0028	0.0028	mg/kg	
1330-20-7	Xylene (total)	< 0.0028	0.0028	mg/kg	
	TPH-GRO (C6-C10)	< 0.28	0.28	mg/kg	

CAS No.	Surrogate Recoveries	Run# 1	Run# 2	Limits
1868-53-7	Dibromofluoromethane	105%		70-130%
2037-26-5	Toluene-D8	94%		70-130%
460-00-4	4-Bromofluorobenzene	89%		70-130%
17060-07-0	1,2-Dichloroethane-D4	102%		70-130%

RL = Reporting Limit
E = Indicates value exceeds calibration range

J = Indicates an estimated value
B = Indicates analyte found in associated method blank
N = Indicates presumptive evidence of a compound

Report of Analysis

Client Sample ID: BH03@2-3'		
Lab Sample ID: DA76631-7		Date Sampled: 10/24/25
Matrix: SO - Soil		Date Received: 10/24/25
Method: SW846 8270E SW846 3570		Percent Solids: 69.9
Project: TASMCOA: Hanscome K11-1		

Run #	File ID	DF	Analyzed	By	Prep Date	Prep Batch	Analytical Batch
Run #1	7G005415.D	1	10/29/25 15:10	TH	10/28/25 17:30	OP29066	E7G208
Run #2							

Run #	Initial Weight	Final Volume
Run #1	5.2 g	10.0 ml
Run #2		

COGCC Table 915-1 PAH List

CAS No.	Compound	Result	RL	Units	Q
83-32-9	Acenaphthene	< 0.0055	0.0055	mg/kg	
120-12-7	Anthracene	< 0.0055	0.0055	mg/kg	
56-55-3	Benzo(a)anthracene	< 0.0069	0.0069	mg/kg	
205-99-2	Benzo(b)fluoranthene	< 0.0055	0.0055	mg/kg	
207-08-9	Benzo(k)fluoranthene	< 0.0055	0.0055	mg/kg	
50-32-8	Benzo(a)pyrene	< 0.0055	0.0055	mg/kg	
218-01-9	Chrysene	< 0.0055	0.0055	mg/kg	
53-70-3	Dibenzo(a,h)anthracene	< 0.0055	0.0055	mg/kg	
206-44-0	Fluoranthene	< 0.0055	0.0055	mg/kg	
86-73-7	Fluorene	< 0.0055	0.0055	mg/kg	
193-39-5	Indeno(1,2,3-cd)pyrene	< 0.0055	0.0055	mg/kg	
90-12-0	1-Methylnaphthalene	< 0.0055	0.0055	mg/kg	
91-57-6	2-Methylnaphthalene	< 0.0055	0.0055	mg/kg	
91-20-3	Naphthalene	< 0.0028	0.0028	mg/kg	
129-00-0	Pyrene	< 0.0055	0.0055	mg/kg	

CAS No.	Surrogate Recoveries	Run# 1	Run# 2	Limits
321-60-8	2-Fluorobiphenyl	88%		22-138%
4165-60-0	Nitrobenzene-d5	89%		32-143%
1718-51-0	Terphenyl-d14	74%		48-149%

RL = Reporting Limit
 E = Indicates value exceeds calibration range

J = Indicates an estimated value
 B = Indicates analyte found in associated method blank
 N = Indicates presumptive evidence of a compound

Report of Analysis

Client Sample ID: BH03@2-3'	
Lab Sample ID: DA76631-7	Date Sampled: 10/24/25
Matrix: SO - Soil	Date Received: 10/24/25
Method: SW846-8015C SW846 3570	Percent Solids: 69.9
Project: TASMCOA: Hanscome K11-1	

Run #	File ID	DF	Analyzed	By	Prep Date	Prep Batch	Analytical Batch
Run #1	FH081988.D	1	10/30/25 16:37	JB	10/28/25 10:30	OP29072	GFH24027
Run #2							

Run #	Initial Weight	Final Volume
Run #1	5.2 g	10.0 ml
Run #2		

DRO C10-C28, ORO > C28-C36

CAS No.	Compound	Result	RL	Units	Q
	TPH-DRO (C10-C28)	< 5.5	5.5	mg/kg	
	TPH-ORO (> C28-C36)	< 8.2	8.2	mg/kg	

CAS No.	Surrogate Recoveries	Run# 1	Run# 2	Limits
84-15-1	o-Terphenyl	91%		20-142%

RL = Reporting Limit
E = Indicates value exceeds calibration range

J = Indicates an estimated value
B = Indicates analyte found in associated method blank
N = Indicates presumptive evidence of a compound

Report of Analysis

Client Sample ID: BH03@2-3'		Date Sampled: 10/24/25
Lab Sample ID: DA76631-7A		Date Received: 10/24/25
Matrix: SO - Soil		Percent Solids: 69.9
Project: TASMCOA: Hanscome K11-1		

SAR Metals Analysis

Analyte	Result	RL	Units	DF	Prep	Analyzed By	Method	Prep Method
Calcium	564	6.0	mg/l	1	10/28/25	11/07/25 BR	SW846 6010C ¹	USDA HANDBOOK 60 ²
Magnesium	130	3.0	mg/l	1	10/28/25	11/07/25 BR	SW846 6010C ¹	USDA HANDBOOK 60 ²
Sodium	354	6.0	mg/l	1	10/28/25	11/07/25 BR	SW846 6010C ¹	USDA HANDBOOK 60 ²

(1) Instrument QC Batch: MA19815

(2) Prep QC Batch: MP43956

RL = Reporting Limit

Report of Analysis

Client Sample ID: BH03@2-3'		Date Sampled: 10/24/25
Lab Sample ID: DA76631-7A		Date Received: 10/24/25
Matrix: SO - Soil		Percent Solids: 69.9
Project: TASMCOA: Hanscome K11-1		

General Chemistry

Analyte	Result	RL	Units	DF	Analyzed	By	Method
Sodium Adsorption Ratio ^a	3.49		ratio	1	11/07/25 21:22	BR	USDA HANDBOOK 60

(a) Calculated as: $(Na \text{ meq/L}) / \sqrt{[(Ca \text{ meq/L}) + (Mg \text{ meq/L})/2]}$

RL = Reporting Limit

Report of Analysis

Client Sample ID: BH03@2-3'		Date Sampled: 10/24/25
Lab Sample ID: DA76631-7B		Date Received: 10/24/25
Matrix: SO - Soil		Percent Solids: 69.9
Project: TASMCOA: Hanscome K11-1		

Hot Water Soluble Boron Metals Analysis

Analyte	Result	RL	Units	DF	Prep	Analyzed By	Method	Prep Method
Boron	0.576	0.50	mg/l	1	10/28/25	11/07/25 BR	SW846 6010C ¹	HWS-B ²

(1) Instrument QC Batch: MA19813

(2) Prep QC Batch: MP43918

RL = Reporting Limit

Report of Analysis

Client Sample ID: BH03@2-3'		Date Sampled: 10/24/25
Lab Sample ID: DA76631-7C		Date Received: 10/24/25
Matrix: SO - Soil		Percent Solids: 69.9
Project: TASMCOA: Hanscome K11-1		

Metals Analysis

Analyte	Result	RL	Units	DF	Prep	Analyzed By	Method	Prep Method
Arsenic	2.5	0.19	mg/kg	10	10/27/25	10/31/25 GS	SW846 6020B ¹	SW846 3050B ²
Barium	149	1.9	mg/kg	10	10/27/25	10/31/25 GS	SW846 6020B ¹	SW846 3050B ²
Cadmium	0.19	0.095	mg/kg	10	10/27/25	10/31/25 GS	SW846 6020B ¹	SW846 3050B ²
Copper	15.7	1.9	mg/kg	10	10/27/25	10/31/25 GS	SW846 6020B ¹	SW846 3050B ²
Lead	10.7	0.48	mg/kg	10	10/27/25	10/31/25 GS	SW846 6020B ¹	SW846 3050B ²
Nickel	10	1.9	mg/kg	10	10/27/25	10/31/25 GS	SW846 6020B ¹	SW846 3050B ²
Selenium	4.1	0.19	mg/kg	10	10/27/25	10/31/25 GS	SW846 6020B ¹	SW846 3050B ²
Silver	< 0.095	0.095	mg/kg	10	10/27/25	10/31/25 GS	SW846 6020B ¹	SW846 3050B ²
Zinc	43.5	9.5	mg/kg	10	10/27/25	10/31/25 GS	SW846 6020B ¹	SW846 3050B ²

(1) Instrument QC Batch: MA19792

(2) Prep QC Batch: MP43919

RL = Reporting Limit

Report of Analysis

Client Sample ID: BH03@2-3'		Date Sampled: 10/24/25
Lab Sample ID: DA76631-7C		Date Received: 10/24/25
Matrix: SO - Soil		Percent Solids: 69.9
Project: TASMCOA: Hanscome K11-1		

General Chemistry

Analyte	Result	RL	Units	DF	Analyzed	By	Method
pH-saturated paste method							
pH	7.91		su	1	10/29/25 10:04	SG	WREP-125,4E-SATPASTE
prep: DEPT.OF AG, BOOK N9							
Specific Conductivity	4.4	0.0010	mmhos/cm	1	10/29/25 10:04	SG	SM 2510B-2011 MOD
Chromium, Hexavalent ^a	< 0.59	0.59	mg/kg	1	11/05/25 20:21	AFL	SW846 7199

(a) Analysis performed at SGS Orlando, FL.

RL = Reporting Limit

Report of Analysis

Client Sample ID: BH03@5-6'		
Lab Sample ID: DA76631-8		Date Sampled: 10/24/25
Matrix: SO - Soil		Date Received: 10/24/25
Method: SW846 8260D		Percent Solids: 63.9
Project: TASMCOA: Hanscome K11-1		

Run #	File ID	DF	Analyzed	By	Prep Date	Prep Batch	Analytical Batch
Run #1	4V40806.D	1	11/01/25 10:42	MB	n/a	n/a	V4V1995
Run #2							

Run #	Initial Weight	Final Volume
Run #1	5.47 g	5.0 ml
Run #2		

VOA COGCC Table 915 soil list

CAS No.	Compound	Result	RL	Units	Q
71-43-2	Benzene	< 0.0014	0.0014	mg/kg	
100-41-4	Ethylbenzene	< 0.0029	0.0029	mg/kg	
108-88-3	Toluene	< 0.0029	0.0029	mg/kg	
95-63-6	1,2,4-Trimethylbenzene	< 0.0029	0.0029	mg/kg	
108-67-8	1,3,5-Trimethylbenzene	< 0.0029	0.0029	mg/kg	
	m,p-Xylene	< 0.0029	0.0029	mg/kg	
95-47-6	o-Xylene	< 0.0029	0.0029	mg/kg	
1330-20-7	Xylene (total)	< 0.0029	0.0029	mg/kg	
	TPH-GRO (C6-C10)	< 0.29	0.29	mg/kg	

CAS No.	Surrogate Recoveries	Run# 1	Run# 2	Limits
1868-53-7	Dibromofluoromethane	105%		70-130%
2037-26-5	Toluene-D8	94%		70-130%
460-00-4	4-Bromofluorobenzene	88%		70-130%
17060-07-0	1,2-Dichloroethane-D4	97%		70-130%

RL = Reporting Limit
 E = Indicates value exceeds calibration range

J = Indicates an estimated value
 B = Indicates analyte found in associated method blank
 N = Indicates presumptive evidence of a compound

Report of Analysis

Client Sample ID: BH03@5-6'		Date Sampled: 10/24/25
Lab Sample ID: DA76631-8		Date Received: 10/24/25
Matrix: SO - Soil		Percent Solids: 63.9
Method: SW846 8270E SW846 3570		
Project: TASMCOA: Hanscome K11-1		

Run #	File ID	DF	Analyzed	By	Prep Date	Prep Batch	Analytical Batch
Run #1	7G005416.D	1	10/29/25 15:30	TH	10/28/25 17:30	OP29066	E7G208
Run #2							

Run #	Initial Weight	Final Volume
Run #1	5.2 g	10.0 ml
Run #2		

COGCC Table 915-1 PAH List

CAS No.	Compound	Result	RL	Units	Q
83-32-9	Acenaphthene	< 0.0060	0.0060	mg/kg	
120-12-7	Anthracene	< 0.0060	0.0060	mg/kg	
56-55-3	Benzo(a)anthracene	< 0.0075	0.0075	mg/kg	
205-99-2	Benzo(b)fluoranthene	< 0.0060	0.0060	mg/kg	
207-08-9	Benzo(k)fluoranthene	< 0.0060	0.0060	mg/kg	
50-32-8	Benzo(a)pyrene	< 0.0060	0.0060	mg/kg	
218-01-9	Chrysene	< 0.0060	0.0060	mg/kg	
53-70-3	Dibenzo(a,h)anthracene	< 0.0060	0.0060	mg/kg	
206-44-0	Fluoranthene	< 0.0060	0.0060	mg/kg	
86-73-7	Fluorene	< 0.0060	0.0060	mg/kg	
193-39-5	Indeno(1,2,3-cd)pyrene	< 0.0060	0.0060	mg/kg	
90-12-0	1-Methylnaphthalene	< 0.0060	0.0060	mg/kg	
91-57-6	2-Methylnaphthalene	< 0.0060	0.0060	mg/kg	
91-20-3	Naphthalene	< 0.0030	0.0030	mg/kg	
129-00-0	Pyrene	< 0.0060	0.0060	mg/kg	

CAS No.	Surrogate Recoveries	Run# 1	Run# 2	Limits
321-60-8	2-Fluorobiphenyl	86%		22-138%
4165-60-0	Nitrobenzene-d5	86%		32-143%
1718-51-0	Terphenyl-d14	81%		48-149%

RL = Reporting Limit
E = Indicates value exceeds calibration range

J = Indicates an estimated value
B = Indicates analyte found in associated method blank
N = Indicates presumptive evidence of a compound

Report of Analysis

Client Sample ID: BH03@5-6'	
Lab Sample ID: DA76631-8	Date Sampled: 10/24/25
Matrix: SO - Soil	Date Received: 10/24/25
Method: SW846-8015C SW846 3570	Percent Solids: 63.9
Project: TASMCOA: Hanscome K11-1	

Run #	File ID	DF	Analyzed	By	Prep Date	Prep Batch	Analytical Batch
Run #1	FH081989.D	1	10/30/25 16:50	JB	10/28/25 10:30	OP29072	GFH24027
Run #2							

Run #	Initial Weight	Final Volume
Run #1	5.0 g	10.0 ml
Run #2		

DRO C10-C28, ORO > C28-C36

CAS No.	Compound	Result	RL	Units	Q
	TPH-DRO (C10-C28)	< 6.2	6.2	mg/kg	
	TPH-ORO (> C28-C36)	< 9.3	9.3	mg/kg	

CAS No.	Surrogate Recoveries	Run# 1	Run# 2	Limits
84-15-1	o-Terphenyl	94%		20-142%

RL = Reporting Limit
E = Indicates value exceeds calibration range

J = Indicates an estimated value
B = Indicates analyte found in associated method blank
N = Indicates presumptive evidence of a compound

Report of Analysis

Client Sample ID: BH03@5-6'		Date Sampled: 10/24/25
Lab Sample ID: DA76631-8A		Date Received: 10/24/25
Matrix: SO - Soil		Percent Solids: 63.9
Project: TASMCOA: Hanscome K11-1		

SAR Metals Analysis

Analyte	Result	RL	Units	DF	Prep	Analyzed By	Method	Prep Method
Calcium	135	6.0	mg/l	1	10/28/25	11/07/25 BR	SW846 6010C ¹	USDA HANDBOOK 60 ²
Magnesium	83.7	3.0	mg/l	1	10/28/25	11/07/25 BR	SW846 6010C ¹	USDA HANDBOOK 60 ²
Sodium	300	6.0	mg/l	1	10/28/25	11/07/25 BR	SW846 6010C ¹	USDA HANDBOOK 60 ²

(1) Instrument QC Batch: MA19815

(2) Prep QC Batch: MP43956

RL = Reporting Limit

Report of Analysis

Client Sample ID: BH03@5-6'	Date Sampled: 10/24/25
Lab Sample ID: DA76631-8A	Date Received: 10/24/25
Matrix: SO - Soil	Percent Solids: 63.9
Project: TASMCOA: Hanscome K11-1	

General Chemistry

Analyte	Result	RL	Units	DF	Analyzed	By	Method
Sodium Adsorption Ratio ^a	5.00		ratio	1	11/07/25 21:24	BR	USDA HANDBOOK 60

(a) Calculated as: $(Na \text{ meq/L}) / \sqrt{[(Ca \text{ meq/L}) + (Mg \text{ meq/L})/2]}$

RL = Reporting Limit

Report of Analysis

Client Sample ID: BH03@5-6'		Date Sampled: 10/24/25
Lab Sample ID: DA76631-8B		Date Received: 10/24/25
Matrix: SO - Soil		Percent Solids: 63.9
Project: TASMCOA: Hanscome K11-1		

Hot Water Soluble Boron Metals Analysis

Analyte	Result	RL	Units	DF	Prep	Analyzed By	Method	Prep Method
Boron	< 0.50	0.50	mg/l	1	10/28/25	11/07/25 BR	SW846 6010C ¹	HWS-B ²

(1) Instrument QC Batch: MA19813

(2) Prep QC Batch: MP43918

RL = Reporting Limit

Report of Analysis

Client Sample ID: BH03@5-6'		Date Sampled: 10/24/25
Lab Sample ID: DA76631-8C		Date Received: 10/24/25
Matrix: SO - Soil		Percent Solids: 63.9
Project: TASMCOA: Hanscome K11-1		

Metals Analysis

Analyte	Result	RL	Units	DF	Prep	Analyzed By	Method	Prep Method
Arsenic	2.1	0.20	mg/kg	10	10/27/25	10/31/25 GS	SW846 6020B ¹	SW846 3050B ²
Barium	243	2.0	mg/kg	10	10/27/25	10/31/25 GS	SW846 6020B ¹	SW846 3050B ²
Cadmium	0.29	0.10	mg/kg	10	10/27/25	10/31/25 GS	SW846 6020B ¹	SW846 3050B ²
Copper	18.6	2.0	mg/kg	10	10/27/25	10/31/25 GS	SW846 6020B ¹	SW846 3050B ²
Lead	15.9	0.50	mg/kg	10	10/27/25	10/31/25 GS	SW846 6020B ¹	SW846 3050B ²
Nickel	12.7	2.0	mg/kg	10	10/27/25	10/31/25 GS	SW846 6020B ¹	SW846 3050B ²
Selenium	11.2	0.20	mg/kg	10	10/27/25	10/31/25 GS	SW846 6020B ¹	SW846 3050B ²
Silver	< 0.10	0.10	mg/kg	10	10/27/25	10/31/25 GS	SW846 6020B ¹	SW846 3050B ²
Zinc	56.1	10	mg/kg	10	10/27/25	10/31/25 GS	SW846 6020B ¹	SW846 3050B ²

(1) Instrument QC Batch: MA19792

(2) Prep QC Batch: MP43919

RL = Reporting Limit

Report of Analysis

Client Sample ID: BH03@5-6'	Date Sampled: 10/24/25
Lab Sample ID: DA76631-8C	Date Received: 10/24/25
Matrix: SO - Soil	Percent Solids: 63.9
Project: TASMCOA: Hanscome K11-1	

General Chemistry

Analyte	Result	RL	Units	DF	Analyzed	By	Method
pH-saturated paste method							
pH	7.86		su	1	10/29/25 10:04	SG	WREP-125,4E-SATPASTE
prep: DEPT.OF AG, BOOK N9							
Specific Conductivity	2.8	0.0010	mmhos/cm	1	10/29/25 10:04	SG	SM 2510B-2011 MOD
Chromium, Hexavalent ^a	< 0.62	0.62	mg/kg	1	11/05/25 20:43	AFL	SW846 7199

(a) Analysis performed at SGS Orlando, FL.

RL = Reporting Limit

Report of Analysis

Client Sample ID: BH03@12-13'	
Lab Sample ID: DA76631-9	Date Sampled: 10/24/25
Matrix: SO - Soil	Date Received: 10/24/25
Method: SW846 8260D	Percent Solids: 81.7
Project: TASMCOA: Hanscome K11-1	

Run #1	File ID	DF	Analyzed	By	Prep Date	Prep Batch	Analytical Batch
Run #1	4V40807.D	1	11/01/25 11:04	MB	n/a	n/a	V4V1995
Run #2							

Run #1	Initial Weight	Final Volume
Run #1	5.46 g	5.0 ml
Run #2		

VOA COGCC Table 915 soil list

CAS No.	Compound	Result	RL	Units	Q
71-43-2	Benzene	< 0.0011	0.0011	mg/kg	
100-41-4	Ethylbenzene	< 0.0022	0.0022	mg/kg	
108-88-3	Toluene	< 0.0022	0.0022	mg/kg	
95-63-6	1,2,4-Trimethylbenzene	< 0.0022	0.0022	mg/kg	
108-67-8	1,3,5-Trimethylbenzene	< 0.0022	0.0022	mg/kg	
	m,p-Xylene	< 0.0022	0.0022	mg/kg	
95-47-6	o-Xylene	< 0.0022	0.0022	mg/kg	
1330-20-7	Xylene (total)	< 0.0022	0.0022	mg/kg	
	TPH-GRO (C6-C10)	< 0.22	0.22	mg/kg	

CAS No.	Surrogate Recoveries	Run# 1	Run# 2	Limits
1868-53-7	Dibromofluoromethane	116%		70-130%
2037-26-5	Toluene-D8	91%		70-130%
460-00-4	4-Bromofluorobenzene	83%		70-130%
17060-07-0	1,2-Dichloroethane-D4	106%		70-130%

RL = Reporting Limit
E = Indicates value exceeds calibration range

J = Indicates an estimated value
B = Indicates analyte found in associated method blank
N = Indicates presumptive evidence of a compound

Report of Analysis

Client Sample ID: BH03@12-13'		
Lab Sample ID: DA76631-9		Date Sampled: 10/24/25
Matrix: SO - Soil		Date Received: 10/24/25
Method: SW846 8270E SW846 3570		Percent Solids: 81.7
Project: TASMCOA: Hanscome K11-1		

Run #	File ID	DF	Analyzed	By	Prep Date	Prep Batch	Analytical Batch
Run #1	7G005417.D	1	10/29/25 15:50	TH	10/28/25 17:30	OP29066	E7G208
Run #2							

Run #	Initial Weight	Final Volume
Run #1	5.2 g	10.0 ml
Run #2		

COGCC Table 915-1 PAH List

CAS No.	Compound	Result	RL	Units	Q
83-32-9	Acenaphthene	< 0.0047	0.0047	mg/kg	
120-12-7	Anthracene	< 0.0047	0.0047	mg/kg	
56-55-3	Benzo(a)anthracene	< 0.0059	0.0059	mg/kg	
205-99-2	Benzo(b)fluoranthene	< 0.0047	0.0047	mg/kg	
207-08-9	Benzo(k)fluoranthene	< 0.0047	0.0047	mg/kg	
50-32-8	Benzo(a)pyrene	< 0.0047	0.0047	mg/kg	
218-01-9	Chrysene	< 0.0047	0.0047	mg/kg	
53-70-3	Dibenzo(a,h)anthracene	< 0.0047	0.0047	mg/kg	
206-44-0	Fluoranthene	< 0.0047	0.0047	mg/kg	
86-73-7	Fluorene	< 0.0047	0.0047	mg/kg	
193-39-5	Indeno(1,2,3-cd)pyrene	< 0.0047	0.0047	mg/kg	
90-12-0	1-Methylnaphthalene	< 0.0047	0.0047	mg/kg	
91-57-6	2-Methylnaphthalene	< 0.0047	0.0047	mg/kg	
91-20-3	Naphthalene	< 0.0024	0.0024	mg/kg	
129-00-0	Pyrene	< 0.0047	0.0047	mg/kg	

CAS No.	Surrogate Recoveries	Run# 1	Run# 2	Limits
321-60-8	2-Fluorobiphenyl	81%		22-138%
4165-60-0	Nitrobenzene-d5	81%		32-143%
1718-51-0	Terphenyl-d14	73%		48-149%

RL = Reporting Limit
E = Indicates value exceeds calibration range

J = Indicates an estimated value
B = Indicates analyte found in associated method blank
N = Indicates presumptive evidence of a compound

Report of Analysis

Client Sample ID: BH03@12-13'	
Lab Sample ID: DA76631-9	Date Sampled: 10/24/25
Matrix: SO - Soil	Date Received: 10/24/25
Method: SW846-8015C SW846 3570	Percent Solids: 81.7
Project: TASMCOA: Hanscome K11-1	

Run #	File ID	DF	Analyzed	By	Prep Date	Prep Batch	Analytical Batch
Run #1	FH081990.D	1	10/30/25 17:03	JB	10/28/25 10:30	OP29072	GFH24027
Run #2							

Run #	Initial Weight	Final Volume
Run #1	5.3 g	10.0 ml
Run #2		

DRO C10-C28, ORO > C28-C36

CAS No.	Compound	Result	RL	Units	Q
	TPH-DRO (C10-C28)	< 4.6	4.6	mg/kg	
	TPH-ORO (> C28-C36)	< 6.9	6.9	mg/kg	

CAS No.	Surrogate Recoveries	Run# 1	Run# 2	Limits
84-15-1	o-Terphenyl	101%		20-142%

RL = Reporting Limit
E = Indicates value exceeds calibration range

J = Indicates an estimated value
B = Indicates analyte found in associated method blank
N = Indicates presumptive evidence of a compound

Report of Analysis

Client Sample ID: BH03@12-13'		Date Sampled: 10/24/25
Lab Sample ID: DA76631-9A		Date Received: 10/24/25
Matrix: SO - Soil		Percent Solids: 81.7
Project: TASMCOA: Hanscome K11-1		

SAR Metals Analysis

Analyte	Result	RL	Units	DF	Prep	Analyzed By	Method	Prep Method
Calcium	100	6.0	mg/l	1	10/28/25	11/07/25 BR	SW846 6010C ¹	USDA HANDBOOK 60 ²
Magnesium	51.0	3.0	mg/l	1	10/28/25	11/07/25 BR	SW846 6010C ¹	USDA HANDBOOK 60 ²
Sodium	226	6.0	mg/l	1	10/28/25	11/07/25 BR	SW846 6010C ¹	USDA HANDBOOK 60 ²

(1) Instrument QC Batch: MA19815

(2) Prep QC Batch: MP43956

RL = Reporting Limit

Report of Analysis

Client Sample ID: BH03@12-13'	Date Sampled: 10/24/25
Lab Sample ID: DA76631-9A	Date Received: 10/24/25
Matrix: SO - Soil	Percent Solids: 81.7
Project: TASMCOA: Hanscome K11-1	

General Chemistry

Analyte	Result	RL	Units	DF	Analyzed	By	Method
Sodium Adsorption Ratio ^a	4.59		ratio	1	11/07/25 21:25	BR	USDA HANDBOOK 60

(a) Calculated as: $(Na \text{ meq/L}) / \sqrt{[(Ca \text{ meq/L}) + (Mg \text{ meq/L})/2]}$

RL = Reporting Limit

Report of Analysis

Client Sample ID: BH03@12-13'	
Lab Sample ID: DA76631-9B	Date Sampled: 10/24/25
Matrix: SO - Soil	Date Received: 10/24/25
	Percent Solids: 81.7
Project: TASMCOA: Hanscome K11-1	

Hot Water Soluble Boron Metals Analysis

Analyte	Result	RL	Units	DF	Prep	Analyzed By	Method	Prep Method
Boron	< 0.50	0.50	mg/l	1	10/28/25	11/07/25 BR	SW846 6010C ¹	HWS-B ²

(1) Instrument QC Batch: MA19813

(2) Prep QC Batch: MP43918

RL = Reporting Limit

Report of Analysis

Client Sample ID: BH03@12-13'		Date Sampled: 10/24/25
Lab Sample ID: DA76631-9C		Date Received: 10/24/25
Matrix: SO - Soil		Percent Solids: 81.7
Project: TASMCOA: Hanscome K11-1		

Metals Analysis

Analyte	Result	RL	Units	DF	Prep	Analyzed By	Method	Prep Method
Arsenic	0.89	0.14	mg/kg	10	10/27/25	10/31/25 GS	SW846 6020B ¹	SW846 3050B ²
Barium	101	1.4	mg/kg	10	10/27/25	10/31/25 GS	SW846 6020B ¹	SW846 3050B ²
Cadmium	< 0.068	0.068	mg/kg	10	10/27/25	10/31/25 GS	SW846 6020B ¹	SW846 3050B ²
Copper	8.0	1.4	mg/kg	10	10/27/25	10/31/25 GS	SW846 6020B ¹	SW846 3050B ²
Lead	3.5	0.34	mg/kg	10	10/27/25	10/31/25 GS	SW846 6020B ¹	SW846 3050B ²
Nickel	5.3	1.4	mg/kg	10	10/27/25	10/31/25 GS	SW846 6020B ¹	SW846 3050B ²
Selenium	7.3	0.14	mg/kg	10	10/27/25	10/31/25 GS	SW846 6020B ¹	SW846 3050B ²
Silver	< 0.068	0.068	mg/kg	10	10/27/25	10/31/25 GS	SW846 6020B ¹	SW846 3050B ²
Zinc	38.3	6.8	mg/kg	10	10/27/25	10/31/25 GS	SW846 6020B ¹	SW846 3050B ²

(1) Instrument QC Batch: MA19792

(2) Prep QC Batch: MP43919

RL = Reporting Limit

Report of Analysis

Client Sample ID: BH03@12-13'		Date Sampled: 10/24/25
Lab Sample ID: DA76631-9C		Date Received: 10/24/25
Matrix: SO - Soil		Percent Solids: 81.7
Project: TASMCOA: Hanscome K11-1		

General Chemistry

Analyte	Result	RL	Units	DF	Analyzed	By	Method
pH-saturated paste method							
pH	7.74		su	1	10/29/25 10:04	SG	WREP-125,4E-SATPASTE
prep: DEPT.OF AG, BOOK N9							
Specific Conductivity	2.1	0.0010	mmhos/cm	1	10/29/25 10:04	SG	SM 2510B-2011 MOD
Chromium, Hexavalent ^a	< 0.47	0.47	mg/kg	1	11/05/25 21:28	AFL	SW846 7199

(a) Analysis performed at SGS Orlando, FL.

RL = Reporting Limit

Report of Analysis

Client Sample ID: BH04@2-3'	
Lab Sample ID: DA76631-10	Date Sampled: 10/24/25
Matrix: SO - Soil	Date Received: 10/24/25
Method: SW846 8260D	Percent Solids: 63.7
Project: TASMCOA: Hanscome K11-1	

Run #	File ID	DF	Analyzed	By	Prep Date	Prep Batch	Analytical Batch
Run #1	4V40808.D	1	11/01/25 11:26	MB	n/a	n/a	V4V1995
Run #2							

Run #	Initial Weight	Final Volume
Run #1	5.32 g	5.0 ml
Run #2		

VOA COGCC Table 915 soil list

CAS No.	Compound	Result	RL	Units	Q
71-43-2	Benzene	< 0.0015	0.0015	mg/kg	
100-41-4	Ethylbenzene	< 0.0030	0.0030	mg/kg	
108-88-3	Toluene	< 0.0030	0.0030	mg/kg	
95-63-6	1,2,4-Trimethylbenzene	< 0.0030	0.0030	mg/kg	
108-67-8	1,3,5-Trimethylbenzene	< 0.0030	0.0030	mg/kg	
	m,p-Xylene	< 0.0030	0.0030	mg/kg	
95-47-6	o-Xylene	< 0.0030	0.0030	mg/kg	
1330-20-7	Xylene (total)	< 0.0030	0.0030	mg/kg	
	TPH-GRO (C6-C10)	< 0.30	0.30	mg/kg	

CAS No.	Surrogate Recoveries	Run# 1	Run# 2	Limits
1868-53-7	Dibromofluoromethane	112%		70-130%
2037-26-5	Toluene-D8	94%		70-130%
460-00-4	4-Bromofluorobenzene	90%		70-130%
17060-07-0	1,2-Dichloroethane-D4	107%		70-130%

RL = Reporting Limit
E = Indicates value exceeds calibration range

J = Indicates an estimated value
B = Indicates analyte found in associated method blank
N = Indicates presumptive evidence of a compound

Report of Analysis

Client Sample ID: BH04@2-3'		
Lab Sample ID: DA76631-10		Date Sampled: 10/24/25
Matrix: SO - Soil		Date Received: 10/24/25
Method: SW846 8270E SW846 3570		Percent Solids: 63.7
Project: TASMCOA: Hanscome K11-1		

Run #	File ID	DF	Analyzed	By	Prep Date	Prep Batch	Analytical Batch
Run #1	7G005418.D	1	10/29/25 16:10	TH	10/28/25 17:30	OP29066	E7G208
Run #2							

Run #	Initial Weight	Final Volume
Run #1	5.1 g	10.0 ml
Run #2		

COGCC Table 915-1 PAH List

CAS No.	Compound	Result	RL	Units	Q
83-32-9	Acenaphthene	< 0.0062	0.0062	mg/kg	
120-12-7	Anthracene	< 0.0062	0.0062	mg/kg	
56-55-3	Benzo(a)anthracene	< 0.0077	0.0077	mg/kg	
205-99-2	Benzo(b)fluoranthene	< 0.0062	0.0062	mg/kg	
207-08-9	Benzo(k)fluoranthene	< 0.0062	0.0062	mg/kg	
50-32-8	Benzo(a)pyrene	< 0.0062	0.0062	mg/kg	
218-01-9	Chrysene	< 0.0062	0.0062	mg/kg	
53-70-3	Dibenzo(a,h)anthracene	< 0.0062	0.0062	mg/kg	
206-44-0	Fluoranthene	< 0.0062	0.0062	mg/kg	
86-73-7	Fluorene	< 0.0062	0.0062	mg/kg	
193-39-5	Indeno(1,2,3-cd)pyrene	< 0.0062	0.0062	mg/kg	
90-12-0	1-Methylnaphthalene	< 0.0062	0.0062	mg/kg	
91-57-6	2-Methylnaphthalene	< 0.0062	0.0062	mg/kg	
91-20-3	Naphthalene	< 0.0031	0.0031	mg/kg	
129-00-0	Pyrene	< 0.0062	0.0062	mg/kg	

CAS No.	Surrogate Recoveries	Run# 1	Run# 2	Limits
321-60-8	2-Fluorobiphenyl	93%		22-138%
4165-60-0	Nitrobenzene-d5	92%		32-143%
1718-51-0	Terphenyl-d14	88%		48-149%

RL = Reporting Limit
E = Indicates value exceeds calibration range

J = Indicates an estimated value
B = Indicates analyte found in associated method blank
N = Indicates presumptive evidence of a compound

Report of Analysis

Client Sample ID: BH04@2-3'	
Lab Sample ID: DA76631-10	Date Sampled: 10/24/25
Matrix: SO - Soil	Date Received: 10/24/25
Method: SW846-8015C SW846 3570	Percent Solids: 63.7
Project: TASMCOA: Hanscome K11-1	

Run #	File ID	DF	Analyzed	By	Prep Date	Prep Batch	Analytical Batch
Run #1	FH081991.D	1	10/30/25 17:16	JB	10/28/25 10:30	OP29072	GFH24027
Run #2							

Run #	Initial Weight	Final Volume
Run #1	5.3 g	10.0 ml
Run #2		

DRO C10-C28, ORO > C28-C36

CAS No.	Compound	Result	RL	Units	Q
	TPH-DRO (C10-C28)	< 5.9	5.9	mg/kg	
	TPH-ORO (> C28-C36)	< 8.9	8.9	mg/kg	

CAS No.	Surrogate Recoveries	Run# 1	Run# 2	Limits
84-15-1	o-Terphenyl	102%		20-142%

RL = Reporting Limit
E = Indicates value exceeds calibration range

J = Indicates an estimated value
B = Indicates analyte found in associated method blank
N = Indicates presumptive evidence of a compound

Report of Analysis

Client Sample ID: BH04@2-3'		Date Sampled: 10/24/25
Lab Sample ID: DA76631-10A		Date Received: 10/24/25
Matrix: SO - Soil		Percent Solids: 63.7
Project: TASMCOA: Hanscome K11-1		

SAR Metals Analysis

Analyte	Result	RL	Units	DF	Prep	Analyzed By	Method	Prep Method
Calcium	400	6.0	mg/l	1	10/28/25	11/07/25 BR	SW846 6010C ¹	USDA HANDBOOK 60 ²
Magnesium	174	3.0	mg/l	1	10/28/25	11/07/25 BR	SW846 6010C ¹	USDA HANDBOOK 60 ²
Sodium	376	6.0	mg/l	1	10/28/25	11/07/25 BR	SW846 6010C ¹	USDA HANDBOOK 60 ²

(1) Instrument QC Batch: MA19815

(2) Prep QC Batch: MP43956

RL = Reporting Limit

Report of Analysis

Client Sample ID: BH04@2-3'	Date Sampled: 10/24/25
Lab Sample ID: DA76631-10A	Date Received: 10/24/25
Matrix: SO - Soil	Percent Solids: 63.7
Project: TASMCOA: Hanscome K11-1	

General Chemistry

Analyte	Result	RL	Units	DF	Analyzed	By	Method
Sodium Adsorption Ratio ^a	3.95		ratio	1	11/07/25 21:29	BR	USDA HANDBOOK 60

(a) Calculated as: $(Na \text{ meq/L}) / \sqrt{[(Ca \text{ meq/L}) + (Mg \text{ meq/L})/2]}$

RL = Reporting Limit

Report of Analysis

Client Sample ID: BH04@2-3'	
Lab Sample ID: DA76631-10B	Date Sampled: 10/24/25
Matrix: SO - Soil	Date Received: 10/24/25
	Percent Solids: 63.7
Project: TASMCOA: Hanscome K11-1	

Hot Water Soluble Boron Metals Analysis

Analyte	Result	RL	Units	DF	Prep	Analyzed By	Method	Prep Method
Boron	< 0.50	0.50	mg/l	1	10/28/25	11/07/25 BR	SW846 6010C ¹	HWS-B ²

(1) Instrument QC Batch: MA19813

(2) Prep QC Batch: MP43918

RL = Reporting Limit

Report of Analysis

Client Sample ID: BH04@2-3'		Date Sampled: 10/24/25
Lab Sample ID: DA76631-10C		Date Received: 10/24/25
Matrix: SO - Soil		Percent Solids: 63.7
Project: TASMCOA: Hanscome K11-1		

Metals Analysis

Analyte	Result	RL	Units	DF	Prep	Analyzed By	Method	Prep Method
Arsenic	2.7	0.17	mg/kg	10	10/27/25	10/31/25 GS	SW846 6020B ¹	SW846 3050B ²
Barium	180	1.7	mg/kg	10	10/27/25	10/31/25 GS	SW846 6020B ¹	SW846 3050B ²
Cadmium	0.31	0.085	mg/kg	10	10/27/25	10/31/25 GS	SW846 6020B ¹	SW846 3050B ²
Copper	18.9	1.7	mg/kg	10	10/27/25	10/31/25 GS	SW846 6020B ¹	SW846 3050B ²
Lead	16.6	0.43	mg/kg	10	10/27/25	10/31/25 GS	SW846 6020B ¹	SW846 3050B ²
Nickel	12.9	1.7	mg/kg	10	10/27/25	10/31/25 GS	SW846 6020B ¹	SW846 3050B ²
Selenium	2.2	0.17	mg/kg	10	10/27/25	10/31/25 GS	SW846 6020B ¹	SW846 3050B ²
Silver	< 0.085	0.085	mg/kg	10	10/27/25	10/31/25 GS	SW846 6020B ¹	SW846 3050B ²
Zinc	60.0	8.5	mg/kg	10	10/27/25	10/31/25 GS	SW846 6020B ¹	SW846 3050B ²

(1) Instrument QC Batch: MA19792

(2) Prep QC Batch: MP43919

RL = Reporting Limit

Report of Analysis

Client Sample ID: BH04@2-3'		Date Sampled: 10/24/25
Lab Sample ID: DA76631-10C		Date Received: 10/24/25
Matrix: SO - Soil		Percent Solids: 63.7
Project: TASMCOA: Hanscome K11-1		

General Chemistry

Analyte	Result	RL	Units	DF	Analyzed	By	Method
pH-saturated paste method							
pH	7.81		su	1	10/29/25 12:40	SG	WREP-125,4E-SATPASTE
prep: DEPT.OF AG, BOOK N9							
Specific Conductivity	4.4	0.0010	mmhos/cm	1	10/29/25 12:40	SG	SM 2510B-2011 MOD
Chromium, Hexavalent ^a	< 0.64	0.64	mg/kg	1	11/05/25 21:50	AFL	SW846 7199

(a) Analysis performed at SGS Orlando, FL.

RL = Reporting Limit

Report of Analysis

Client Sample ID: BH04@5-6'		
Lab Sample ID: DA76631-11		Date Sampled: 10/24/25
Matrix: SO - Soil		Date Received: 10/24/25
Method: SW846 8260D		Percent Solids: 60.7
Project: TASMCOA: Hanscome K11-1		

Run #	File ID	DF	Analyzed	By	Prep Date	Prep Batch	Analytical Batch
Run #1	4V40809.D	1	11/01/25 11:48	MB	n/a	n/a	V4V1995
Run #2							

Run #	Initial Weight	Final Volume
Run #1	5.17 g	5.0 ml
Run #2		

VOA COGCC Table 915 soil list

CAS No.	Compound	Result	RL	Units	Q
71-43-2	Benzene	< 0.0016	0.0016	mg/kg	
100-41-4	Ethylbenzene	< 0.0032	0.0032	mg/kg	
108-88-3	Toluene	< 0.0032	0.0032	mg/kg	
95-63-6	1,2,4-Trimethylbenzene	< 0.0032	0.0032	mg/kg	
108-67-8	1,3,5-Trimethylbenzene	< 0.0032	0.0032	mg/kg	
	m,p-Xylene	< 0.0032	0.0032	mg/kg	
95-47-6	o-Xylene	< 0.0032	0.0032	mg/kg	
1330-20-7	Xylene (total)	< 0.0032	0.0032	mg/kg	
	TPH-GRO (C6-C10)	< 0.32	0.32	mg/kg	

CAS No.	Surrogate Recoveries	Run# 1	Run# 2	Limits
1868-53-7	Dibromofluoromethane	109%		70-130%
2037-26-5	Toluene-D8	93%		70-130%
460-00-4	4-Bromofluorobenzene	86%		70-130%
17060-07-0	1,2-Dichloroethane-D4	101%		70-130%

RL = Reporting Limit
E = Indicates value exceeds calibration range

J = Indicates an estimated value
B = Indicates analyte found in associated method blank
N = Indicates presumptive evidence of a compound

Report of Analysis

Client Sample ID: BH04@5-6'		Date Sampled: 10/24/25
Lab Sample ID: DA76631-11		Date Received: 10/24/25
Matrix: SO - Soil		Percent Solids: 60.7
Method: SW846 8270E SW846 3570		
Project: TASMCOA: Hanscome K11-1		

Run #	File ID	DF	Analyzed	By	Prep Date	Prep Batch	Analytical Batch
Run #1	7G005419.D	1	10/29/25 16:30	TH	10/28/25 17:30	OP29066	E7G208
Run #2							

Run #	Initial Weight	Final Volume
Run #1	5.3 g	10.0 ml
Run #2		

COGCC Table 915-1 PAH List

CAS No.	Compound	Result	RL	Units	Q
83-32-9	Acenaphthene	< 0.0062	0.0062	mg/kg	
120-12-7	Anthracene	< 0.0062	0.0062	mg/kg	
56-55-3	Benzo(a)anthracene	< 0.0078	0.0078	mg/kg	
205-99-2	Benzo(b)fluoranthene	< 0.0062	0.0062	mg/kg	
207-08-9	Benzo(k)fluoranthene	< 0.0062	0.0062	mg/kg	
50-32-8	Benzo(a)pyrene	< 0.0062	0.0062	mg/kg	
218-01-9	Chrysene	< 0.0062	0.0062	mg/kg	
53-70-3	Dibenzo(a,h)anthracene	< 0.0062	0.0062	mg/kg	
206-44-0	Fluoranthene	< 0.0062	0.0062	mg/kg	
86-73-7	Fluorene	< 0.0062	0.0062	mg/kg	
193-39-5	Indeno(1,2,3-cd)pyrene	< 0.0062	0.0062	mg/kg	
90-12-0	1-Methylnaphthalene	< 0.0062	0.0062	mg/kg	
91-57-6	2-Methylnaphthalene	< 0.0062	0.0062	mg/kg	
91-20-3	Naphthalene	< 0.0031	0.0031	mg/kg	
129-00-0	Pyrene	< 0.0062	0.0062	mg/kg	

CAS No.	Surrogate Recoveries	Run# 1	Run# 2	Limits
321-60-8	2-Fluorobiphenyl	95%		22-138%
4165-60-0	Nitrobenzene-d5	95%		32-143%
1718-51-0	Terphenyl-d14	89%		48-149%

RL = Reporting Limit
 E = Indicates value exceeds calibration range

J = Indicates an estimated value
 B = Indicates analyte found in associated method blank
 N = Indicates presumptive evidence of a compound

Report of Analysis

Client Sample ID: BH04@5-6'		Date Sampled: 10/24/25
Lab Sample ID: DA76631-11		Date Received: 10/24/25
Matrix: SO - Soil		Percent Solids: 60.7
Method: SW846-8015C SW846 3570		
Project: TASMCOA: Hanscome K11-1		

Run #	File ID	DF	Analyzed	By	Prep Date	Prep Batch	Analytical Batch
Run #1	FH081992.D	1	10/30/25 17:30	JB	10/28/25 10:30	OP29072	GFH24027
Run #2							

Run #	Initial Weight	Final Volume
Run #1	5.1 g	10.0 ml
Run #2		

DRO C10-C28, ORO > C28-C36

CAS No.	Compound	Result	RL	Units	Q
	TPH-DRO (C10-C28)	< 6.5	6.5	mg/kg	
	TPH-ORO (> C28-C36)	< 9.7	9.7	mg/kg	

CAS No.	Surrogate Recoveries	Run# 1	Run# 2	Limits
84-15-1	o-Terphenyl	101%		20-142%

RL = Reporting Limit
 E = Indicates value exceeds calibration range

J = Indicates an estimated value
 B = Indicates analyte found in associated method blank
 N = Indicates presumptive evidence of a compound

Report of Analysis

Client Sample ID: BH04@5-6'	Date Sampled: 10/24/25
Lab Sample ID: DA76631-11A	Date Received: 10/24/25
Matrix: SO - Soil	Percent Solids: 60.7
Project: TASMCOA: Hanscome K11-1	

SAR Metals Analysis

Analyte	Result	RL	Units	DF	Prep	Analyzed By	Method	Prep Method
Calcium	170	6.0	mg/l	1	10/28/25	11/07/25 BR	SW846 6010C ¹	USDA HANDBOOK 60 ²
Magnesium	109	3.0	mg/l	1	10/28/25	11/07/25 BR	SW846 6010C ¹	USDA HANDBOOK 60 ²
Sodium	384	6.0	mg/l	1	10/28/25	11/07/25 BR	SW846 6010C ¹	USDA HANDBOOK 60 ²

(1) Instrument QC Batch: MA19815

(2) Prep QC Batch: MP43957

RL = Reporting Limit

Report of Analysis

Client Sample ID: BH04@5-6'		Date Sampled: 10/24/25
Lab Sample ID: DA76631-11A		Date Received: 10/24/25
Matrix: SO - Soil		Percent Solids: 60.7
Project: TASMCOA: Hanscome K11-1		

General Chemistry

Analyte	Result	RL	Units	DF	Analyzed	By	Method
Sodium Adsorption Ratio ^a	5.65		ratio	1	11/07/25 21:37	BR	USDA HANDBOOK 60

(a) Calculated as: $(Na \text{ meq/L}) / \sqrt{[(Ca \text{ meq/L}) + (Mg \text{ meq/L})/2]}$

RL = Reporting Limit

Report of Analysis

Client Sample ID: BH04@5-6'	
Lab Sample ID: DA76631-11B	Date Sampled: 10/24/25
Matrix: SO - Soil	Date Received: 10/24/25
	Percent Solids: 60.7
Project: TASMCOA: Hanscome K11-1	

Hot Water Soluble Boron Metals Analysis

Analyte	Result	RL	Units	DF	Prep	Analyzed By	Method	Prep Method
Boron	< 0.50	0.50	mg/l	1	10/28/25	11/07/25 BR	SW846 6010C ¹	HWS-B ²

(1) Instrument QC Batch: MA19813

(2) Prep QC Batch: MP43918

RL = Reporting Limit

Report of Analysis

Client Sample ID: BH04@5-6'		Date Sampled: 10/24/25
Lab Sample ID: DA76631-11C		Date Received: 10/24/25
Matrix: SO - Soil		Percent Solids: 60.7
Project: TASMCOA: Hanscome K11-1		

Metals Analysis

Analyte	Result	RL	Units	DF	Prep	Analyzed By	Method	Prep Method
Arsenic	2.1	0.22	mg/kg	10	10/27/25	10/31/25 GS	SW846 6020B ¹	SW846 3050B ²
Barium	148	2.2	mg/kg	10	10/27/25	10/31/25 GS	SW846 6020B ¹	SW846 3050B ²
Cadmium	0.18	0.11	mg/kg	10	10/27/25	10/31/25 GS	SW846 6020B ¹	SW846 3050B ²
Copper	17.2	2.2	mg/kg	10	10/27/25	10/31/25 GS	SW846 6020B ¹	SW846 3050B ²
Lead	15.5	0.56	mg/kg	10	10/27/25	10/31/25 GS	SW846 6020B ¹	SW846 3050B ²
Nickel	11.9	2.2	mg/kg	10	10/27/25	10/31/25 GS	SW846 6020B ¹	SW846 3050B ²
Selenium	7.8	0.22	mg/kg	10	10/27/25	10/31/25 GS	SW846 6020B ¹	SW846 3050B ²
Silver	< 0.11	0.11	mg/kg	10	10/27/25	10/31/25 GS	SW846 6020B ¹	SW846 3050B ²
Zinc	52.7	11	mg/kg	10	10/27/25	10/31/25 GS	SW846 6020B ¹	SW846 3050B ²

(1) Instrument QC Batch: MA19792

(2) Prep QC Batch: MP43919

RL = Reporting Limit

Report of Analysis

Client Sample ID: BH04@5-6'		Date Sampled: 10/24/25
Lab Sample ID: DA76631-11C		Date Received: 10/24/25
Matrix: SO - Soil		Percent Solids: 60.7
Project: TASMCOA: Hanscome K11-1		

General Chemistry

Analyte	Result	RL	Units	DF	Analyzed	By	Method
pH-saturated paste method							
pH	7.70		su	1	10/29/25 12:40	SG	WREP-125,4E-SATPASTE
prep: DEPT.OF AG, BOOK N9							
Specific Conductivity	3.1	0.0010	mmhos/cm	1	10/29/25 12:40	SG	SM 2510B-2011 MOD
Chromium, Hexavalent ^a	< 0.68	0.68	mg/kg	1	11/05/25 22:12	AFL	SW846 7199

(a) Analysis performed at SGS Orlando, FL.

RL = Reporting Limit

Report of Analysis

3.45
3

Client Sample ID: BH04@12-13'	
Lab Sample ID: DA76631-12	Date Sampled: 10/24/25
Matrix: SO - Soil	Date Received: 10/24/25
Method: SW846 8260D	Percent Solids: 84.8
Project: TASMCOA: Hanscome K11-1	

Run #1	File ID	DF	Analyzed	By	Prep Date	Prep Batch	Analytical Batch
Run #1	10V1538.D	1	11/01/25 05:20	MB	n/a	n/a	V0V19
Run #2							

Run #1	Initial Weight	Final Volume
Run #1	5.15 g	5.0 ml
Run #2		

VOA COGCC Table 915 soil list

CAS No.	Compound	Result	RL	Units	Q
71-43-2	Benzene	< 0.0011	0.0011	mg/kg	
100-41-4	Ethylbenzene	< 0.0023	0.0023	mg/kg	
108-88-3	Toluene	0.0035	0.0023	mg/kg	
95-63-6	1,2,4-Trimethylbenzene	0.0028	0.0023	mg/kg	
108-67-8	1,3,5-Trimethylbenzene	< 0.0023	0.0023	mg/kg	
	m,p-Xylene	0.0044	0.0023	mg/kg	
95-47-6	o-Xylene	< 0.0023	0.0023	mg/kg	
1330-20-7	Xylene (total)	0.0059	0.0023	mg/kg	
	TPH-GRO (C6-C10)	< 0.23	0.23	mg/kg	

CAS No.	Surrogate Recoveries	Run# 1	Run# 2	Limits
1868-53-7	Dibromofluoromethane	98%		70-130%
2037-26-5	Toluene-D8	98%		70-130%
460-00-4	4-Bromofluorobenzene	104%		70-130%
17060-07-0	1,2-Dichloroethane-D4	83%		70-130%

RL = Reporting Limit
E = Indicates value exceeds calibration range

J = Indicates an estimated value
B = Indicates analyte found in associated method blank
N = Indicates presumptive evidence of a compound

Report of Analysis

Client Sample ID: BH04@12-13'		
Lab Sample ID: DA76631-12		Date Sampled: 10/24/25
Matrix: SO - Soil		Date Received: 10/24/25
Method: SW846 8270E SW846 3570		Percent Solids: 84.8
Project: TASMCOA: Hanscome K11-1		

Run #	File ID	DF	Analyzed	By	Prep Date	Prep Batch	Analytical Batch
Run #1	7G005420.D	1	10/29/25 16:50	TH	10/28/25 17:30	OP29066	E7G208
Run #2							

Run #	Initial Weight	Final Volume
Run #1	5.0 g	10.0 ml
Run #2		

COGCC Table 915-1 PAH List

CAS No.	Compound	Result	RL	Units	Q
83-32-9	Acenaphthene	< 0.0047	0.0047	mg/kg	
120-12-7	Anthracene	< 0.0047	0.0047	mg/kg	
56-55-3	Benzo(a)anthracene	< 0.0059	0.0059	mg/kg	
205-99-2	Benzo(b)fluoranthene	< 0.0047	0.0047	mg/kg	
207-08-9	Benzo(k)fluoranthene	< 0.0047	0.0047	mg/kg	
50-32-8	Benzo(a)pyrene	< 0.0047	0.0047	mg/kg	
218-01-9	Chrysene	< 0.0047	0.0047	mg/kg	
53-70-3	Dibenzo(a,h)anthracene	< 0.0047	0.0047	mg/kg	
206-44-0	Fluoranthene	< 0.0047	0.0047	mg/kg	
86-73-7	Fluorene	< 0.0047	0.0047	mg/kg	
193-39-5	Indeno(1,2,3-cd)pyrene	< 0.0047	0.0047	mg/kg	
90-12-0	1-Methylnaphthalene	< 0.0047	0.0047	mg/kg	
91-57-6	2-Methylnaphthalene	< 0.0047	0.0047	mg/kg	
91-20-3	Naphthalene	< 0.0024	0.0024	mg/kg	
129-00-0	Pyrene	< 0.0047	0.0047	mg/kg	

CAS No.	Surrogate Recoveries	Run# 1	Run# 2	Limits
321-60-8	2-Fluorobiphenyl	90%		22-138%
4165-60-0	Nitrobenzene-d5	89%		32-143%
1718-51-0	Terphenyl-d14	84%		48-149%

RL = Reporting Limit
E = Indicates value exceeds calibration range

J = Indicates an estimated value
B = Indicates analyte found in associated method blank
N = Indicates presumptive evidence of a compound

Report of Analysis

Client Sample ID: BH04@12-13'		
Lab Sample ID: DA76631-12		Date Sampled: 10/24/25
Matrix: SO - Soil		Date Received: 10/24/25
Method: SW846-8015C SW846 3570		Percent Solids: 84.8
Project: TASMCOA: Hanscome K11-1		

	File ID	DF	Analyzed	By	Prep Date	Prep Batch	Analytical Batch
Run #1	FH081993.D	1	10/30/25 17:43	JB	10/28/25 10:30	OP29072	GFH24027
Run #2							

	Initial Weight	Final Volume
Run #1	5.1 g	10.0 ml
Run #2		

DRO C10-C28, ORO > C28-C36

CAS No.	Compound	Result	RL	Units	Q
	TPH-DRO (C10-C28)	< 4.7	4.7	mg/kg	
	TPH-ORO (> C28-C36)	< 7.0	7.0	mg/kg	

CAS No.	Surrogate Recoveries	Run# 1	Run# 2	Limits
84-15-1	o-Terphenyl	99%		20-142%

RL = Reporting Limit
 E = Indicates value exceeds calibration range

J = Indicates an estimated value
 B = Indicates analyte found in associated method blank
 N = Indicates presumptive evidence of a compound

Report of Analysis

Client Sample ID: BH04@12-13'		Date Sampled: 10/24/25
Lab Sample ID: DA76631-12A		Date Received: 10/24/25
Matrix: SO - Soil		Percent Solids: 84.8
Project: TASMCOA: Hanscome K11-1		

SAR Metals Analysis

Analyte	Result	RL	Units	DF	Prep	Analyzed By	Method	Prep Method
Calcium	139	6.0	mg/l	1	10/28/25	11/07/25 BR	SW846 6010C ¹	USDA HANDBOOK 60 ²
Magnesium	76.0	3.0	mg/l	1	10/28/25	11/07/25 BR	SW846 6010C ¹	USDA HANDBOOK 60 ²
Sodium	339	6.0	mg/l	1	10/28/25	11/07/25 BR	SW846 6010C ¹	USDA HANDBOOK 60 ²

(1) Instrument QC Batch: MA19815

(2) Prep QC Batch: MP43957

RL = Reporting Limit

Report of Analysis

Client Sample ID: BH04@12-13'	Date Sampled: 10/24/25
Lab Sample ID: DA76631-12A	Date Received: 10/24/25
Matrix: SO - Soil	Percent Solids: 84.8
Project: TASMCOA: Hanscome K11-1	

General Chemistry

Analyte	Result	RL	Units	DF	Analyzed	By	Method
Sodium Adsorption Ratio ^a	5.74		ratio	1	11/07/25 21:55	BR	USDA HANDBOOK 60

(a) Calculated as: $(Na \text{ meq/L}) / \sqrt{[(Ca \text{ meq/L}) + (Mg \text{ meq/L})/2]}$

RL = Reporting Limit

Report of Analysis

Client Sample ID: BH04@12-13'	
Lab Sample ID: DA76631-12B	Date Sampled: 10/24/25
Matrix: SO - Soil	Date Received: 10/24/25
	Percent Solids: 84.8
Project: TASMCOA: Hanscome K11-1	

Hot Water Soluble Boron Metals Analysis

Analyte	Result	RL	Units	DF	Prep	Analyzed By	Method	Prep Method
Boron	< 0.50	0.50	mg/l	1	10/28/25	11/07/25 BR	SW846 6010C ¹	HWS-B ²

(1) Instrument QC Batch: MA19813

(2) Prep QC Batch: MP43918

RL = Reporting Limit

Report of Analysis

Client Sample ID: BH04@12-13'		Date Sampled: 10/24/25
Lab Sample ID: DA76631-12C		Date Received: 10/24/25
Matrix: SO - Soil		Percent Solids: 84.8
Project: TASMCOA: Hanscome K11-1		

Metals Analysis

Analyte	Result	RL	Units	DF	Prep	Analyzed By	Method	Prep Method
Arsenic	0.91	0.13	mg/kg	10	10/27/25	10/31/25 GS	SW846 6020B ¹	SW846 3050B ²
Barium	61.1	1.3	mg/kg	10	10/27/25	10/31/25 GS	SW846 6020B ¹	SW846 3050B ²
Cadmium	< 0.067	0.067	mg/kg	10	10/27/25	10/31/25 GS	SW846 6020B ¹	SW846 3050B ²
Copper	6.0	1.3	mg/kg	10	10/27/25	10/31/25 GS	SW846 6020B ¹	SW846 3050B ²
Lead	4.2	0.34	mg/kg	10	10/27/25	10/31/25 GS	SW846 6020B ¹	SW846 3050B ²
Nickel	3.0	1.3	mg/kg	10	10/27/25	10/31/25 GS	SW846 6020B ¹	SW846 3050B ²
Selenium	1.0	0.13	mg/kg	10	10/27/25	10/31/25 GS	SW846 6020B ¹	SW846 3050B ²
Silver	< 0.067	0.067	mg/kg	10	10/27/25	10/31/25 GS	SW846 6020B ¹	SW846 3050B ²
Zinc	16.4	6.7	mg/kg	10	10/27/25	10/31/25 GS	SW846 6020B ¹	SW846 3050B ²

(1) Instrument QC Batch: MA19792

(2) Prep QC Batch: MP43919

RL = Reporting Limit

Report of Analysis

Client Sample ID: BH04@12-13'	Date Sampled: 10/24/25
Lab Sample ID: DA76631-12C	Date Received: 10/24/25
Matrix: SO - Soil	Percent Solids: 84.8
Project: TASMCOA: Hanscome K11-1	

General Chemistry

Analyte	Result	RL	Units	DF	Analyzed	By	Method
pH-saturated paste method							
pH	7.57		su	1	10/29/25 12:40	SG	WREP-125,4E-SATPASTE
prep: DEPT.OF AG, BOOK N9							
Specific Conductivity	2.8	0.0010	mmhos/cm	1	10/29/25 12:40	SG	SM 2510B-2011 MOD
Chromium, Hexavalent ^a	< 0.46	0.46	mg/kg	1	11/05/25 22:34	AFL	SW846 7199

(a) Analysis performed at SGS Orlando, FL.

RL = Reporting Limit

Report of Analysis

Client Sample ID: BH05@2-3'	
Lab Sample ID: DA76631-13	Date Sampled: 10/24/25
Matrix: SO - Soil	Date Received: 10/24/25
Method: SW846 8260D	Percent Solids: 82.2
Project: TASMCOA: Hanscome K11-1	

Run #1	File ID	DF	Analyzed	By	Prep Date	Prep Batch	Analytical Batch
Run #1	10V1539.D	1	11/01/25 05:42	MB	n/a	n/a	V0V19
Run #2							

Run #1	Initial Weight	Final Volume
Run #1	5.35 g	5.0 ml
Run #2		

VOA COGCC Table 915 soil list

CAS No.	Compound	Result	RL	Units	Q
71-43-2	Benzene	< 0.0011	0.0011	mg/kg	
100-41-4	Ethylbenzene	< 0.0023	0.0023	mg/kg	
108-88-3	Toluene	< 0.0023	0.0023	mg/kg	
95-63-6	1,2,4-Trimethylbenzene	< 0.0023	0.0023	mg/kg	
108-67-8	1,3,5-Trimethylbenzene	< 0.0023	0.0023	mg/kg	
	m,p-Xylene	< 0.0023	0.0023	mg/kg	
95-47-6	o-Xylene	< 0.0023	0.0023	mg/kg	
1330-20-7	Xylene (total)	< 0.0023	0.0023	mg/kg	
	TPH-GRO (C6-C10)	< 0.23	0.23	mg/kg	

CAS No.	Surrogate Recoveries	Run# 1	Run# 2	Limits
1868-53-7	Dibromofluoromethane	98%		70-130%
2037-26-5	Toluene-D8	98%		70-130%
460-00-4	4-Bromofluorobenzene	104%		70-130%
17060-07-0	1,2-Dichloroethane-D4	87%		70-130%

RL = Reporting Limit
 E = Indicates value exceeds calibration range

J = Indicates an estimated value
 B = Indicates analyte found in associated method blank
 N = Indicates presumptive evidence of a compound

Report of Analysis

Client Sample ID: BH05@2-3'		
Lab Sample ID: DA76631-13		Date Sampled: 10/24/25
Matrix: SO - Soil		Date Received: 10/24/25
Method: SW846 8270E SW846 3570		Percent Solids: 82.2
Project: TASMCOA: Hanscome K11-1		

Run #	File ID	DF	Analyzed	By	Prep Date	Prep Batch	Analytical Batch
Run #1	7G005421.D	1	10/29/25 17:10	TH	10/28/25 17:30	OP29066	E7G208
Run #2							

Run #	Initial Weight	Final Volume
Run #1	5.0 g	10.0 ml
Run #2		

COGCC Table 915-1 PAH List

CAS No.	Compound	Result	RL	Units	Q
83-32-9	Acenaphthene	< 0.0049	0.0049	mg/kg	
120-12-7	Anthracene	< 0.0049	0.0049	mg/kg	
56-55-3	Benzo(a)anthracene	< 0.0061	0.0061	mg/kg	
205-99-2	Benzo(b)fluoranthene	< 0.0049	0.0049	mg/kg	
207-08-9	Benzo(k)fluoranthene	< 0.0049	0.0049	mg/kg	
50-32-8	Benzo(a)pyrene	< 0.0049	0.0049	mg/kg	
218-01-9	Chrysene	< 0.0049	0.0049	mg/kg	
53-70-3	Dibenzo(a,h)anthracene	< 0.0049	0.0049	mg/kg	
206-44-0	Fluoranthene	< 0.0049	0.0049	mg/kg	
86-73-7	Fluorene	< 0.0049	0.0049	mg/kg	
193-39-5	Indeno(1,2,3-cd)pyrene	< 0.0049	0.0049	mg/kg	
90-12-0	1-Methylnaphthalene	< 0.0049	0.0049	mg/kg	
91-57-6	2-Methylnaphthalene	< 0.0049	0.0049	mg/kg	
91-20-3	Naphthalene	< 0.0024	0.0024	mg/kg	
129-00-0	Pyrene	< 0.0049	0.0049	mg/kg	

CAS No.	Surrogate Recoveries	Run# 1	Run# 2	Limits
321-60-8	2-Fluorobiphenyl	78%		22-138%
4165-60-0	Nitrobenzene-d5	77%		32-143%
1718-51-0	Terphenyl-d14	73%		48-149%

RL = Reporting Limit
 E = Indicates value exceeds calibration range

J = Indicates an estimated value
 B = Indicates analyte found in associated method blank
 N = Indicates presumptive evidence of a compound

Report of Analysis

Client Sample ID: BH05@2-3'		Date Sampled: 10/24/25
Lab Sample ID: DA76631-13		Date Received: 10/24/25
Matrix: SO - Soil		Percent Solids: 82.2
Method: SW846-8015C SW846 3570		
Project: TASMCOA: Hanscome K11-1		

	File ID	DF	Analyzed	By	Prep Date	Prep Batch	Analytical Batch
Run #1	FH081994.D	1	10/30/25 17:56	JB	10/28/25 10:30	OP29072	GFH24027
Run #2							

	Initial Weight	Final Volume
Run #1	5.2 g	10.0 ml
Run #2		

DRO C10-C28, ORO > C28-C36

CAS No.	Compound	Result	RL	Units	Q
	TPH-DRO (C10-C28)	< 4.6	4.6	mg/kg	
	TPH-ORO (> C28-C36)	< 7.0	7.0	mg/kg	

CAS No.	Surrogate Recoveries	Run# 1	Run# 2	Limits
84-15-1	o-Terphenyl	99%		20-142%

RL = Reporting Limit
 E = Indicates value exceeds calibration range

J = Indicates an estimated value
 B = Indicates analyte found in associated method blank
 N = Indicates presumptive evidence of a compound

Report of Analysis

Client Sample ID: BH05@2-3'	
Lab Sample ID: DA76631-13A	Date Sampled: 10/24/25
Matrix: SO - Soil	Date Received: 10/24/25
	Percent Solids: 82.2
Project: TASMCOA: Hanscome K11-1	

SAR Metals Analysis

Analyte	Result	RL	Units	DF	Prep	Analyzed By	Method	Prep Method
Calcium	188	6.0	mg/l	1	10/28/25	11/07/25 BR	SW846 6010C ¹	USDA HANDBOOK 60 ²
Magnesium	116	3.0	mg/l	1	10/28/25	11/07/25 BR	SW846 6010C ¹	USDA HANDBOOK 60 ²
Sodium	556	6.0	mg/l	1	10/28/25	11/07/25 BR	SW846 6010C ¹	USDA HANDBOOK 60 ²

(1) Instrument QC Batch: MA19815

(2) Prep QC Batch: MP43957

RL = Reporting Limit

Report of Analysis

Client Sample ID: BH05@2-3'		Date Sampled: 10/24/25
Lab Sample ID: DA76631-13A		Date Received: 10/24/25
Matrix: SO - Soil		Percent Solids: 82.2
Project: TASMCOA: Hanscome K11-1		

General Chemistry

Analyte	Result	RL	Units	DF	Analyzed	By	Method
Sodium Adsorption Ratio ^a	7.86		ratio	1	11/07/25 21:57	BR	USDA HANDBOOK 60

(a) Calculated as: $(Na \text{ meq/L}) / \sqrt{[(Ca \text{ meq/L}) + (Mg \text{ meq/L})/2]}$

RL = Reporting Limit

Report of Analysis

Client Sample ID: BH05@2-3'	
Lab Sample ID: DA76631-13B	Date Sampled: 10/24/25
Matrix: SO - Soil	Date Received: 10/24/25
	Percent Solids: 82.2
Project: TASMCOA: Hanscome K11-1	

Hot Water Soluble Boron Metals Analysis

Analyte	Result	RL	Units	DF	Prep	Analyzed By	Method	Prep Method
Boron	< 0.50	0.50	mg/l	1	10/28/25	11/07/25 BR	SW846 6010C ¹	HWS-B ²

(1) Instrument QC Batch: MA19813

(2) Prep QC Batch: MP43918

RL = Reporting Limit

Report of Analysis

Client Sample ID: BH05@2-3'		Date Sampled: 10/24/25
Lab Sample ID: DA76631-13C		Date Received: 10/24/25
Matrix: SO - Soil		Percent Solids: 82.2
Project: TASMCOA: Hanscome K11-1		

Metals Analysis

Analyte	Result	RL	Units	DF	Prep	Analyzed By	Method	Prep Method
Arsenic	2.1	0.15	mg/kg	10	10/27/25	10/31/25 GS	SW846 6020B ¹	SW846 3050B ²
Barium	98.9	1.5	mg/kg	10	10/27/25	10/31/25 GS	SW846 6020B ¹	SW846 3050B ²
Cadmium	0.12	0.074	mg/kg	10	10/27/25	10/31/25 GS	SW846 6020B ¹	SW846 3050B ²
Copper	6.7	1.5	mg/kg	10	10/27/25	10/31/25 GS	SW846 6020B ¹	SW846 3050B ²
Lead	7.0	0.37	mg/kg	10	10/27/25	10/31/25 GS	SW846 6020B ¹	SW846 3050B ²
Nickel	6.2	1.5	mg/kg	10	10/27/25	10/31/25 GS	SW846 6020B ¹	SW846 3050B ²
Selenium	6.7	0.15	mg/kg	10	10/27/25	10/31/25 GS	SW846 6020B ¹	SW846 3050B ²
Silver	< 0.074	0.074	mg/kg	10	10/27/25	10/31/25 GS	SW846 6020B ¹	SW846 3050B ²
Zinc	26.6	7.4	mg/kg	10	10/27/25	10/31/25 GS	SW846 6020B ¹	SW846 3050B ²

(1) Instrument QC Batch: MA19792

(2) Prep QC Batch: MP43919

RL = Reporting Limit

Report of Analysis

Client Sample ID: BH05@2-3'		Date Sampled: 10/24/25
Lab Sample ID: DA76631-13C		Date Received: 10/24/25
Matrix: SO - Soil		Percent Solids: 82.2
Project: TASMCOA: Hanscome K11-1		

General Chemistry

Analyte	Result	RL	Units	DF	Analyzed	By	Method
pH-saturated paste method							
pH	7.80		su	1	10/29/25 12:40	SG	WREP-125,4E-SATPASTE
prep: DEPT.OF AG, BOOK N9							
Specific Conductivity	4.2	0.0010	mmhos/cm	1	10/29/25 12:40	SG	SM 2510B-2011 MOD
Chromium, Hexavalent ^a	< 0.48	0.48	mg/kg	1	11/05/25 22:56	AFL	SW846 7199

(a) Analysis performed at SGS Orlando, FL.

RL = Reporting Limit

Report of Analysis

Client Sample ID: BH05@5-6'	
Lab Sample ID: DA76631-14	Date Sampled: 10/24/25
Matrix: SO - Soil	Date Received: 10/24/25
Method: SW846 8260D	Percent Solids: 81.5
Project: TASMCOA: Hanscome K11-1	

Run #1	File ID	DF	Analyzed	By	Prep Date	Prep Batch	Analytical Batch
Run #1	10V1540.D	1	11/01/25 06:04	MB	n/a	n/a	V0V19
Run #2							

Run #1	Initial Weight	Final Volume
Run #1	5.08 g	5.0 ml
Run #2		

VOA COGCC Table 915 soil list

CAS No.	Compound	Result	RL	Units	Q
71-43-2	Benzene	< 0.0012	0.0012	mg/kg	
100-41-4	Ethylbenzene	< 0.0024	0.0024	mg/kg	
108-88-3	Toluene	< 0.0024	0.0024	mg/kg	
95-63-6	1,2,4-Trimethylbenzene	< 0.0024	0.0024	mg/kg	
108-67-8	1,3,5-Trimethylbenzene	< 0.0024	0.0024	mg/kg	
	m,p-Xylene	< 0.0024	0.0024	mg/kg	
95-47-6	o-Xylene	< 0.0024	0.0024	mg/kg	
1330-20-7	Xylene (total)	< 0.0024	0.0024	mg/kg	
	TPH-GRO (C6-C10)	< 0.24	0.24	mg/kg	

CAS No.	Surrogate Recoveries	Run# 1	Run# 2	Limits
1868-53-7	Dibromofluoromethane	98%		70-130%
2037-26-5	Toluene-D8	99%		70-130%
460-00-4	4-Bromofluorobenzene	106%		70-130%
17060-07-0	1,2-Dichloroethane-D4	89%		70-130%

RL = Reporting Limit
E = Indicates value exceeds calibration range

J = Indicates an estimated value
B = Indicates analyte found in associated method blank
N = Indicates presumptive evidence of a compound

Report of Analysis

Client Sample ID: BH05@5-6'		Date Sampled: 10/24/25
Lab Sample ID: DA76631-14		Date Received: 10/24/25
Matrix: SO - Soil		Percent Solids: 81.5
Method: SW846 8270E SW846 3570		
Project: TASMCOA: Hanscome K11-1		

Run #	File ID	DF	Analyzed	By	Prep Date	Prep Batch	Analytical Batch
Run #1	7G005422.D	1	10/29/25 17:30	TH	10/28/25 17:30	OP29066	E7G208
Run #2							

Run #	Initial Weight	Final Volume
Run #1	5.2 g	10.0 ml
Run #2		

COGCC Table 915-1 PAH List

CAS No.	Compound	Result	RL	Units	Q
83-32-9	Acenaphthene	< 0.0047	0.0047	mg/kg	
120-12-7	Anthracene	< 0.0047	0.0047	mg/kg	
56-55-3	Benzo(a)anthracene	< 0.0059	0.0059	mg/kg	
205-99-2	Benzo(b)fluoranthene	< 0.0047	0.0047	mg/kg	
207-08-9	Benzo(k)fluoranthene	< 0.0047	0.0047	mg/kg	
50-32-8	Benzo(a)pyrene	< 0.0047	0.0047	mg/kg	
218-01-9	Chrysene	< 0.0047	0.0047	mg/kg	
53-70-3	Dibenzo(a,h)anthracene	< 0.0047	0.0047	mg/kg	
206-44-0	Fluoranthene	< 0.0047	0.0047	mg/kg	
86-73-7	Fluorene	< 0.0047	0.0047	mg/kg	
193-39-5	Indeno(1,2,3-cd)pyrene	< 0.0047	0.0047	mg/kg	
90-12-0	1-Methylnaphthalene	< 0.0047	0.0047	mg/kg	
91-57-6	2-Methylnaphthalene	< 0.0047	0.0047	mg/kg	
91-20-3	Naphthalene	< 0.0024	0.0024	mg/kg	
129-00-0	Pyrene	< 0.0047	0.0047	mg/kg	

CAS No.	Surrogate Recoveries	Run# 1	Run# 2	Limits
321-60-8	2-Fluorobiphenyl	96%		22-138%
4165-60-0	Nitrobenzene-d5	93%		32-143%
1718-51-0	Terphenyl-d14	88%		48-149%

RL = Reporting Limit
E = Indicates value exceeds calibration range

J = Indicates an estimated value
B = Indicates analyte found in associated method blank
N = Indicates presumptive evidence of a compound

Report of Analysis

Client Sample ID: BH05@5-6'		
Lab Sample ID: DA76631-14		Date Sampled: 10/24/25
Matrix: SO - Soil		Date Received: 10/24/25
Method: SW846-8015C SW846 3570		Percent Solids: 81.5
Project: TASMCOA: Hanscome K11-1		

Run #	File ID	DF	Analyzed	By	Prep Date	Prep Batch	Analytical Batch
Run #1	FH081995.D	1	10/30/25 18:10	JB	10/28/25 10:30	OP29072	GFH24027
Run #2							

Run #	Initial Weight	Final Volume
Run #1	5.2 g	10.0 ml
Run #2		

DRO C10-C28, ORO > C28-C36

CAS No.	Compound	Result	RL	Units	Q
	TPH-DRO (C10-C28)	< 4.7	4.7	mg/kg	
	TPH-ORO (> C28-C36)	< 7.1	7.1	mg/kg	

CAS No.	Surrogate Recoveries	Run# 1	Run# 2	Limits
84-15-1	o-Terphenyl	104%		20-142%

RL = Reporting Limit
E = Indicates value exceeds calibration range

J = Indicates an estimated value
B = Indicates analyte found in associated method blank
N = Indicates presumptive evidence of a compound

Report of Analysis

Client Sample ID: BH05@5-6'		Date Sampled: 10/24/25
Lab Sample ID: DA76631-14A		Date Received: 10/24/25
Matrix: SO - Soil		Percent Solids: 81.5
Project: TASMCOA: Hanscome K11-1		

SAR Metals Analysis

Analyte	Result	RL	Units	DF	Prep	Analyzed By	Method	Prep Method
Calcium	205	6.0	mg/l	1	10/28/25	11/07/25 BR	SW846 6010C ¹	USDA HANDBOOK 60 ²
Magnesium	108	3.0	mg/l	1	10/28/25	11/07/25 BR	SW846 6010C ¹	USDA HANDBOOK 60 ²
Sodium	380	6.0	mg/l	1	10/28/25	11/07/25 BR	SW846 6010C ¹	USDA HANDBOOK 60 ²

(1) Instrument QC Batch: MA19815

(2) Prep QC Batch: MP43957

RL = Reporting Limit

Report of Analysis

Client Sample ID: BH05@5-6'	Date Sampled: 10/24/25
Lab Sample ID: DA76631-14A	Date Received: 10/24/25
Matrix: SO - Soil	Percent Solids: 81.5
Project: TASMCOA: Hanscome K11-1	

General Chemistry

Analyte	Result	RL	Units	DF	Analyzed	By	Method
Sodium Adsorption Ratio ^a	5.35		ratio	1	11/07/25 21:58	BR	USDA HANDBOOK 60

(a) Calculated as: $(Na \text{ meq/L}) / \sqrt{[(Ca \text{ meq/L}) + (Mg \text{ meq/L})/2]}$

RL = Reporting Limit

Report of Analysis

Client Sample ID: BH05@5-6'	
Lab Sample ID: DA76631-14B	Date Sampled: 10/24/25
Matrix: SO - Soil	Date Received: 10/24/25
	Percent Solids: 81.5
Project: TASMCOA: Hanscome K11-1	

Hot Water Soluble Boron Metals Analysis

Analyte	Result	RL	Units	DF	Prep	Analyzed By	Method	Prep Method
Boron	< 0.50	0.50	mg/l	1	10/28/25	11/07/25 BR	SW846 6010C ¹	HWS-B ²

(1) Instrument QC Batch: MA19813

(2) Prep QC Batch: MP43918

RL = Reporting Limit

Report of Analysis

Client Sample ID: BH05@5-6'	Date Sampled: 10/24/25
Lab Sample ID: DA76631-14C	Date Received: 10/24/25
Matrix: SO - Soil	Percent Solids: 81.5
Project: TASMCOA: Hanscome K11-1	

Metals Analysis

Analyte	Result	RL	Units	DF	Prep	Analyzed By	Method	Prep Method
Arsenic	1.4	0.13	mg/kg	10	10/27/25	10/31/25 GS	SW846 6020B ¹	SW846 3050B ²
Barium	52.0	1.3	mg/kg	10	10/27/25	10/31/25 GS	SW846 6020B ¹	SW846 3050B ²
Cadmium	0.093	0.065	mg/kg	10	10/27/25	10/31/25 GS	SW846 6020B ¹	SW846 3050B ²
Copper	4.1	1.3	mg/kg	10	10/27/25	10/31/25 GS	SW846 6020B ¹	SW846 3050B ²
Lead	4.3	0.32	mg/kg	10	10/27/25	10/31/25 GS	SW846 6020B ¹	SW846 3050B ²
Nickel	4.5	1.3	mg/kg	10	10/27/25	10/31/25 GS	SW846 6020B ¹	SW846 3050B ²
Selenium	0.80	0.13	mg/kg	10	10/27/25	10/31/25 GS	SW846 6020B ¹	SW846 3050B ²
Silver	< 0.065	0.065	mg/kg	10	10/27/25	10/31/25 GS	SW846 6020B ¹	SW846 3050B ²
Zinc	16.9	6.5	mg/kg	10	10/27/25	10/31/25 GS	SW846 6020B ¹	SW846 3050B ²

(1) Instrument QC Batch: MA19792

(2) Prep QC Batch: MP43919

RL = Reporting Limit

Report of Analysis

Client Sample ID: BH05@5-6'	Date Sampled: 10/24/25
Lab Sample ID: DA76631-14C	Date Received: 10/24/25
Matrix: SO - Soil	Percent Solids: 81.5
Project: TASMCOA: Hanscome K11-1	

General Chemistry

Analyte	Result	RL	Units	DF	Analyzed	By	Method
pH-saturated paste method							
pH	7.77		su	1	10/29/25 12:40	SG	WREP-125,4E-SATPASTE
prep: DEPT.OF AG, BOOK N9							
Specific Conductivity	3.3	0.0010	mmhos/cm	1	10/29/25 12:40	SG	SM 2510B-2011 MOD
Chromium, Hexavalent ^a	< 0.50	0.50	mg/kg	1	11/05/25 23:18	AFL	SW846 7199

(a) Analysis performed at SGS Orlando, FL.

RL = Reporting Limit

Report of Analysis

Client Sample ID: BH05@12-13'	
Lab Sample ID: DA76631-15	Date Sampled: 10/24/25
Matrix: SO - Soil	Date Received: 10/24/25
Method: SW846 8260D	Percent Solids: 79.9
Project: TASMCOA: Hanscome K11-1	

Run #1	File ID	DF	Analyzed	By	Prep Date	Prep Batch	Analytical Batch
Run #1	10V1541.D	1	11/01/25 06:25	MB	n/a	n/a	V0V19
Run #2							

Run #1	Initial Weight	Final Volume
Run #1	5.11 g	5.0 ml
Run #2		

VOA COGCC Table 915 soil list

CAS No.	Compound	Result	RL	Units	Q
71-43-2	Benzene	< 0.0012	0.0012	mg/kg	
100-41-4	Ethylbenzene	< 0.0024	0.0024	mg/kg	
108-88-3	Toluene	< 0.0024	0.0024	mg/kg	
95-63-6	1,2,4-Trimethylbenzene	< 0.0024	0.0024	mg/kg	
108-67-8	1,3,5-Trimethylbenzene	< 0.0024	0.0024	mg/kg	
	m,p-Xylene	< 0.0024	0.0024	mg/kg	
95-47-6	o-Xylene	< 0.0024	0.0024	mg/kg	
1330-20-7	Xylene (total)	< 0.0024	0.0024	mg/kg	
	TPH-GRO (C6-C10)	< 0.24	0.24	mg/kg	

CAS No.	Surrogate Recoveries	Run# 1	Run# 2	Limits
1868-53-7	Dibromofluoromethane	96%		70-130%
2037-26-5	Toluene-D8	98%		70-130%
460-00-4	4-Bromofluorobenzene	105%		70-130%
17060-07-0	1,2-Dichloroethane-D4	85%		70-130%

RL = Reporting Limit
E = Indicates value exceeds calibration range

J = Indicates an estimated value
B = Indicates analyte found in associated method blank
N = Indicates presumptive evidence of a compound

Report of Analysis

Client Sample ID: BH05@12-13'		
Lab Sample ID: DA76631-15		Date Sampled: 10/24/25
Matrix: SO - Soil		Date Received: 10/24/25
Method: SW846 8270E SW846 3570		Percent Solids: 79.9
Project: TASMCOA: Hanscome K11-1		

Run #	File ID	DF	Analyzed	By	Prep Date	Prep Batch	Analytical Batch
Run #1	7G005423.D	1	10/29/25 17:51	TH	10/28/25 17:30	OP29066	E7G208
Run #2							

Run #	Initial Weight	Final Volume
Run #1	5.0 g	10.0 ml
Run #2		

COGCC Table 915-1 PAH List

CAS No.	Compound	Result	RL	Units	Q
83-32-9	Acenaphthene	< 0.0050	0.0050	mg/kg	
120-12-7	Anthracene	< 0.0050	0.0050	mg/kg	
56-55-3	Benzo(a)anthracene	< 0.0063	0.0063	mg/kg	
205-99-2	Benzo(b)fluoranthene	< 0.0050	0.0050	mg/kg	
207-08-9	Benzo(k)fluoranthene	< 0.0050	0.0050	mg/kg	
50-32-8	Benzo(a)pyrene	< 0.0050	0.0050	mg/kg	
218-01-9	Chrysene	< 0.0050	0.0050	mg/kg	
53-70-3	Dibenzo(a,h)anthracene	< 0.0050	0.0050	mg/kg	
206-44-0	Fluoranthene	< 0.0050	0.0050	mg/kg	
86-73-7	Fluorene	< 0.0050	0.0050	mg/kg	
193-39-5	Indeno(1,2,3-cd)pyrene	< 0.0050	0.0050	mg/kg	
90-12-0	1-Methylnaphthalene	< 0.0050	0.0050	mg/kg	
91-57-6	2-Methylnaphthalene	< 0.0050	0.0050	mg/kg	
91-20-3	Naphthalene	< 0.0025	0.0025	mg/kg	
129-00-0	Pyrene	< 0.0050	0.0050	mg/kg	

CAS No.	Surrogate Recoveries	Run# 1	Run# 2	Limits
321-60-8	2-Fluorobiphenyl	80%		22-138%
4165-60-0	Nitrobenzene-d5	76%		32-143%
1718-51-0	Terphenyl-d14	74%		48-149%

RL = Reporting Limit
E = Indicates value exceeds calibration range

J = Indicates an estimated value
B = Indicates analyte found in associated method blank
N = Indicates presumptive evidence of a compound

Report of Analysis

Client Sample ID: BH05@12-13'		
Lab Sample ID: DA76631-15		Date Sampled: 10/24/25
Matrix: SO - Soil		Date Received: 10/24/25
Method: SW846-8015C SW846 3570		Percent Solids: 79.9
Project: TASMCOA: Hanscome K11-1		

Run #	File ID	DF	Analyzed	By	Prep Date	Prep Batch	Analytical Batch
Run #1	FP088513.D	1	10/30/25 13:31	JB	10/28/25 10:30	OP29073	GFP2522
Run #2							

Run #	Initial Weight	Final Volume
Run #1	5.4 g	10.0 ml
Run #2		

DRO C10-C28, ORO > C28-C36

CAS No.	Compound	Result	RL	Units	Q
	TPH-DRO (C10-C28)	< 4.6	4.6	mg/kg	
	TPH-ORO (> C28-C36)	< 7.0	7.0	mg/kg	

CAS No.	Surrogate Recoveries	Run# 1	Run# 2	Limits
84-15-1	o-Terphenyl	102%		20-142%

RL = Reporting Limit
E = Indicates value exceeds calibration range

J = Indicates an estimated value
B = Indicates analyte found in associated method blank
N = Indicates presumptive evidence of a compound

Report of Analysis

Client Sample ID: BH05@12-13'		Date Sampled: 10/24/25
Lab Sample ID: DA76631-15A		Date Received: 10/24/25
Matrix: SO - Soil		Percent Solids: 79.9
Project: TASMCOA: Hanscome K11-1		

SAR Metals Analysis

Analyte	Result	RL	Units	DF	Prep	Analyzed By	Method	Prep Method
Calcium	92.2	6.0	mg/l	1	10/28/25	11/07/25 BR	SW846 6010C ¹	USDA HANDBOOK 60 ²
Magnesium	48.4	3.0	mg/l	1	10/28/25	11/07/25 BR	SW846 6010C ¹	USDA HANDBOOK 60 ²
Sodium	249	6.0	mg/l	1	10/28/25	11/07/25 BR	SW846 6010C ¹	USDA HANDBOOK 60 ²

(1) Instrument QC Batch: MA19815

(2) Prep QC Batch: MP43957

RL = Reporting Limit

Report of Analysis

Client Sample ID: BH05@12-13'		Date Sampled: 10/24/25
Lab Sample ID: DA76631-15A		Date Received: 10/24/25
Matrix: SO - Soil		Percent Solids: 79.9
Project: TASMCOA: Hanscome K11-1		

General Chemistry

Analyte	Result	RL	Units	DF	Analyzed	By	Method
Sodium Adsorption Ratio ^a	5.23		ratio	1	11/07/25 22:00	BR	USDA HANDBOOK 60

(a) Calculated as: $(Na \text{ meq/L}) / \sqrt{[(Ca \text{ meq/L}) + (Mg \text{ meq/L})/2]}$

RL = Reporting Limit

Report of Analysis

Client Sample ID: BH05@12-13'	
Lab Sample ID: DA76631-15B	Date Sampled: 10/24/25
Matrix: SO - Soil	Date Received: 10/24/25
	Percent Solids: 79.9
Project: TASMCOA: Hanscome K11-1	

Hot Water Soluble Boron Metals Analysis

Analyte	Result	RL	Units	DF	Prep	Analyzed By	Method	Prep Method
Boron	< 0.50	0.50	mg/l	1	10/28/25	11/07/25 BR	SW846 6010C ¹	HWS-B ²

(1) Instrument QC Batch: MA19813

(2) Prep QC Batch: MP43918

RL = Reporting Limit

Report of Analysis

Client Sample ID: BH05@12-13'		Date Sampled: 10/24/25
Lab Sample ID: DA76631-15C		Date Received: 10/24/25
Matrix: SO - Soil		Percent Solids: 79.9
Project: TASMCOA: Hanscome K11-1		

Metals Analysis

Analyte	Result	RL	Units	DF	Prep	Analyzed By	Method	Prep Method
Arsenic	1.3	0.15	mg/kg	10	10/27/25	10/31/25 GS	SW846 6020B ¹	SW846 3050B ²
Barium	108	1.5	mg/kg	10	10/27/25	10/31/25 GS	SW846 6020B ¹	SW846 3050B ²
Cadmium	0.085	0.073	mg/kg	10	10/27/25	10/31/25 GS	SW846 6020B ¹	SW846 3050B ²
Copper	10.1	1.5	mg/kg	10	10/27/25	10/31/25 GS	SW846 6020B ¹	SW846 3050B ²
Lead	9.8	0.36	mg/kg	10	10/27/25	10/31/25 GS	SW846 6020B ¹	SW846 3050B ²
Nickel	10.8	1.5	mg/kg	10	10/27/25	10/31/25 GS	SW846 6020B ¹	SW846 3050B ²
Selenium	0.45	0.15	mg/kg	10	10/27/25	10/31/25 GS	SW846 6020B ¹	SW846 3050B ²
Silver	< 0.073	0.073	mg/kg	10	10/27/25	10/31/25 GS	SW846 6020B ¹	SW846 3050B ²
Zinc	43.6	7.3	mg/kg	10	10/27/25	10/31/25 GS	SW846 6020B ¹	SW846 3050B ²

(1) Instrument QC Batch: MA19792

(2) Prep QC Batch: MP43919

RL = Reporting Limit

Report of Analysis

Client Sample ID: BH05@12-13'	Date Sampled: 10/24/25
Lab Sample ID: DA76631-15C	Date Received: 10/24/25
Matrix: SO - Soil	Percent Solids: 79.9
Project: TASMCOA: Hanscome K11-1	

General Chemistry

Analyte	Result	RL	Units	DF	Analyzed	By	Method
pH-saturated paste method							
pH	7.76		su	1	10/29/25 12:40	SG	WREP-125,4E-SATPASTE
prep: DEPT.OF AG, BOOK N9							
Specific Conductivity	2.1	0.0010	mmhos/cm	1	10/29/25 12:40	SG	SM 2510B-2011 MOD
Chromium, Hexavalent ^a	< 0.50	0.50	mg/kg	1	11/05/25 23:41	AFL	SW846 7199

(a) Analysis performed at SGS Orlando, FL.

RL = Reporting Limit

Report of Analysis

Client Sample ID: SB01@2-3'		
Lab Sample ID: DA76631-16		Date Sampled: 10/24/25
Matrix: SO - Soil		Date Received: 10/24/25
Method: SW846 8260D		Percent Solids: 69.5
Project: TASMCOA: Hanscome K11-1		

	File ID	DF	Analyzed	By	Prep Date	Prep Batch	Analytical Batch
Run #1 ^a	6V66098.D	1	11/07/25 01:25	MB	n/a	n/a	V6V3090
Run #2	10V1542.D	1	11/01/25 06:47	MB	n/a	n/a	V0V19
Run #3 ^a	4V41051.D	1	11/07/25 15:34	MB	n/a	n/a	V4V2004

	Initial Weight	Final Volume	Methanol Aliquot
Run #1	5.41 g	5.0 ml	100 ul
Run #2	5.11 g	5.0 ml	
Run #3	5.41 g	5.0 ml	10.0 ul

VOA COGCC Table 915 soil list

CAS No.	Compound	Result	RL	Units	Q
71-43-2	Benzene	0.0239 ^b	0.0014	mg/kg	
100-41-4	Ethylbenzene	1.69	0.18	mg/kg	
108-88-3	Toluene	0.288	0.18	mg/kg	
95-63-6	1,2,4-Trimethylbenzene	67.5 ^c	1.8	mg/kg	
108-67-8	1,3,5-Trimethylbenzene	< 0.0028 ^b	0.0028	mg/kg	
	m,p-Xylene	22.4	0.18	mg/kg	
95-47-6	o-Xylene	0.489	0.18	mg/kg	
1330-20-7	Xylene (total)	22.9	0.18	mg/kg	
	TPH-GRO (C6-C10)	1690 ^c	180	mg/kg	

CAS No.	Surrogate Recoveries	Run# 1	Run# 2	Run# 3	Limits
1868-53-7	Dibromofluoromethane	100%	101%	104%	70-130%
2037-26-5	Toluene-D8	104%	127%	95%	70-130%
460-00-4	4-Bromofluorobenzene	177% ^d	1028% ^d	85%	70-130%
17060-07-0	1,2-Dichloroethane-D4	101%	90%	98%	70-130%

- (a) Methanol extraction. Sample volume had headspace prior to extraction.
- (b) Result is from Run# 2
- (c) Result is from Run# 3
- (d) Outside control limits due to matrix interference.

RL = Reporting Limit
E = Indicates value exceeds calibration range

J = Indicates an estimated value
B = Indicates analyte found in associated method blank
N = Indicates presumptive evidence of a compound

Report of Analysis

Client Sample ID: SB01@2-3'		Date Sampled: 10/24/25
Lab Sample ID: DA76631-16		Date Received: 10/24/25
Matrix: SO - Soil		Percent Solids: 69.5
Method: SW846 8270E SW846 3570		
Project: TASMCOA: Hanscome K11-1		

Run #	File ID	DF	Analyzed	By	Prep Date	Prep Batch	Analytical Batch
Run #1	7G005424.D	1	10/29/25 18:11	TH	10/28/25 17:30	OP29066	E7G208
Run #2							

Run #	Initial Weight	Final Volume
Run #1	5.1 g	10.0 ml
Run #2		

COGCC Table 915-1 PAH List

CAS No.	Compound	Result	RL	Units	Q
83-32-9	Acenaphthene	< 0.0056	0.0056	mg/kg	
120-12-7	Anthracene	< 0.0056	0.0056	mg/kg	
56-55-3	Benzo(a)anthracene	< 0.0071	0.0071	mg/kg	
205-99-2	Benzo(b)fluoranthene	< 0.0056	0.0056	mg/kg	
207-08-9	Benzo(k)fluoranthene	< 0.0056	0.0056	mg/kg	
50-32-8	Benzo(a)pyrene	< 0.0056	0.0056	mg/kg	
218-01-9	Chrysene	< 0.0056	0.0056	mg/kg	
53-70-3	Dibenzo(a,h)anthracene	< 0.0056	0.0056	mg/kg	
206-44-0	Fluoranthene	< 0.0056	0.0056	mg/kg	
86-73-7	Fluorene	< 0.0056	0.0056	mg/kg	
193-39-5	Indeno(1,2,3-cd)pyrene	< 0.0056	0.0056	mg/kg	
90-12-0	1-Methylnaphthalene	0.197	0.0056	mg/kg	
91-57-6	2-Methylnaphthalene	< 0.0056	0.0056	mg/kg	
91-20-3	Naphthalene	< 0.0028	0.0028	mg/kg	
129-00-0	Pyrene	< 0.0056	0.0056	mg/kg	

CAS No.	Surrogate Recoveries	Run# 1	Run# 2	Limits
321-60-8	2-Fluorobiphenyl	90%		22-138%
4165-60-0	Nitrobenzene-d5	91%		32-143%
1718-51-0	Terphenyl-d14	81%		48-149%

RL = Reporting Limit
E = Indicates value exceeds calibration range

J = Indicates an estimated value
B = Indicates analyte found in associated method blank
N = Indicates presumptive evidence of a compound

Report of Analysis

Client Sample ID: SB01@2-3'	
Lab Sample ID: DA76631-16	Date Sampled: 10/24/25
Matrix: SO - Soil	Date Received: 10/24/25
Method: SW846-8015C SW846 3570	Percent Solids: 69.5
Project: TASMCOA: Hanscome K11-1	

Run #	File ID	DF	Analyzed	By	Prep Date	Prep Batch	Analytical Batch
Run #1	FP088514.D	1	10/30/25 13:44	JB	10/28/25 10:30	OP29073	GFP2522
Run #2							

Run #	Initial Weight	Final Volume
Run #1	5.1 g	10.0 ml
Run #2		

DRO C10-C28, ORO > C28-C36

CAS No.	Compound	Result	RL	Units	Q
	TPH-DRO (C10-C28)	445	5.7	mg/kg	
	TPH-ORO (> C28-C36)	86.2	8.5	mg/kg	

CAS No.	Surrogate Recoveries	Run# 1	Run# 2	Limits
84-15-1	o-Terphenyl	103%		20-142%

RL = Reporting Limit
E = Indicates value exceeds calibration range

J = Indicates an estimated value
B = Indicates analyte found in associated method blank
N = Indicates presumptive evidence of a compound

Report of Analysis

Client Sample ID: SB01@2-3'	
Lab Sample ID: DA76631-16A	Date Sampled: 10/24/25
Matrix: SO - Soil	Date Received: 10/24/25
	Percent Solids: 69.5
Project: TASMCOA: Hanscome K11-1	

SAR Metals Analysis

Analyte	Result	RL	Units	DF	Prep	Analyzed By	Method	Prep Method
Calcium	104	6.0	mg/l	1	10/28/25	11/07/25 BR	SW846 6010C ¹	USDA HANDBOOK 60 ²
Magnesium	81.1	3.0	mg/l	1	10/28/25	11/07/25 BR	SW846 6010C ¹	USDA HANDBOOK 60 ²
Sodium	442	6.0	mg/l	1	10/28/25	11/07/25 BR	SW846 6010C ¹	USDA HANDBOOK 60 ²

(1) Instrument QC Batch: MA19815

(2) Prep QC Batch: MP43957

RL = Reporting Limit

Report of Analysis

Client Sample ID: SB01@2-3'	Date Sampled: 10/24/25
Lab Sample ID: DA76631-16A	Date Received: 10/24/25
Matrix: SO - Soil	Percent Solids: 69.5
Project: TASMCOA: Hanscome K11-1	

General Chemistry

Analyte	Result	RL	Units	DF	Analyzed	By	Method
Sodium Adsorption Ratio ^a	7.90		ratio	1	11/07/25 22:01	BR	USDA HANDBOOK 60

(a) Calculated as: $(Na \text{ meq/L}) / \sqrt{[(Ca \text{ meq/L}) + (Mg \text{ meq/L})/2]}$

RL = Reporting Limit

Report of Analysis

Client Sample ID: SB01@2-3'	
Lab Sample ID: DA76631-16B	Date Sampled: 10/24/25
Matrix: SO - Soil	Date Received: 10/24/25
	Percent Solids: 69.5
Project: TASMCOA: Hanscome K11-1	

Hot Water Soluble Boron Metals Analysis

Analyte	Result	RL	Units	DF	Prep	Analyzed By	Method	Prep Method
Boron	0.808	0.50	mg/l	1	10/28/25	11/07/25 BR	SW846 6010C ¹	HWS-B ²

(1) Instrument QC Batch: MA19813

(2) Prep QC Batch: MP43918

RL = Reporting Limit

Report of Analysis

Client Sample ID: SB01@2-3'	Date Sampled: 10/24/25
Lab Sample ID: DA76631-16C	Date Received: 10/24/25
Matrix: SO - Soil	Percent Solids: 69.5
Project: TASMCOA: Hanscome K11-1	

Metals Analysis

Analyte	Result	RL	Units	DF	Prep	Analyzed By	Method	Prep Method
Arsenic	5.1	0.23	mg/kg	10	10/27/25	10/31/25 GS	SW846 6020B ¹	SW846 3050B ²
Barium	141	2.3	mg/kg	10	10/27/25	10/31/25 GS	SW846 6020B ¹	SW846 3050B ²
Cadmium	0.32	0.12	mg/kg	10	10/27/25	10/31/25 GS	SW846 6020B ¹	SW846 3050B ²
Copper	21.1	2.3	mg/kg	10	10/27/25	10/31/25 GS	SW846 6020B ¹	SW846 3050B ²
Lead	14.0	0.58	mg/kg	10	10/27/25	10/31/25 GS	SW846 6020B ¹	SW846 3050B ²
Nickel	14.9	2.3	mg/kg	10	10/27/25	10/31/25 GS	SW846 6020B ¹	SW846 3050B ²
Selenium	1.9	0.23	mg/kg	10	10/27/25	10/31/25 GS	SW846 6020B ¹	SW846 3050B ²
Silver	< 0.12	0.12	mg/kg	10	10/27/25	10/31/25 GS	SW846 6020B ¹	SW846 3050B ²
Zinc	71.2	12	mg/kg	10	10/27/25	10/31/25 GS	SW846 6020B ¹	SW846 3050B ²

(1) Instrument QC Batch: MA19792

(2) Prep QC Batch: MP43919

RL = Reporting Limit

Report of Analysis

Client Sample ID: SB01@2-3'	Date Sampled: 10/24/25
Lab Sample ID: DA76631-16C	Date Received: 10/24/25
Matrix: SO - Soil	Percent Solids: 69.5
Project: TASMCOA: Hanscome K11-1	

General Chemistry

Analyte	Result	RL	Units	DF	Analyzed	By	Method
pH-saturated paste method							
pH	7.90		su	1	10/29/25 12:40	SG	WREP-125,4E-SATPASTE
prep: DEPT.OF AG, BOOK N9							
Specific Conductivity	3.1	0.0010	mmhos/cm	1	10/29/25 12:40	SG	SM 2510B-2011 MOD
Chromium, Hexavalent ^a	< 0.57	0.57	mg/kg	1	11/06/25 00:03	AFL	SW846 7199

(a) Analysis performed at SGS Orlando, FL.

RL = Reporting Limit

Report of Analysis

Client Sample ID: SB01@5-6'	
Lab Sample ID: DA76631-17	Date Sampled: 10/24/25
Matrix: SO - Soil	Date Received: 10/24/25
Method: SW846 8260D	Percent Solids: 68.1
Project: TASMCOA: Hanscome K11-1	

Run #1	File ID	DF	Analyzed	By	Prep Date	Prep Batch	Analytical Batch
Run #1	6V66082.D	1	11/06/25 19:27	MB	n/a	n/a	V6V3090
Run #2							

Run #1	Initial Weight	Final Volume
Run #1	5.24 g	5.0 ml
Run #2		

VOA COGCC Table 915 soil list

CAS No.	Compound	Result	RL	Units	Q
71-43-2	Benzene	< 0.0014	0.0014	mg/kg	
100-41-4	Ethylbenzene	< 0.0028	0.0028	mg/kg	
108-88-3	Toluene	< 0.0028	0.0028	mg/kg	
95-63-6	1,2,4-Trimethylbenzene	0.0049	0.0028	mg/kg	
108-67-8	1,3,5-Trimethylbenzene	0.0062	0.0028	mg/kg	
	m,p-Xylene	0.0149	0.0028	mg/kg	
95-47-6	o-Xylene	< 0.0028	0.0028	mg/kg	
1330-20-7	Xylene (total)	0.0149	0.0028	mg/kg	
	TPH-GRO (C6-C10)	3.95	0.28	mg/kg	

CAS No.	Surrogate Recoveries	Run# 1	Run# 2	Limits
1868-53-7	Dibromofluoromethane	105%		70-130%
2037-26-5	Toluene-D8	94%		70-130%
460-00-4	4-Bromofluorobenzene	113%		70-130%
17060-07-0	1,2-Dichloroethane-D4	102%		70-130%

RL = Reporting Limit
E = Indicates value exceeds calibration range

J = Indicates an estimated value
B = Indicates analyte found in associated method blank
N = Indicates presumptive evidence of a compound

Report of Analysis

Client Sample ID: SB01@5-6'		
Lab Sample ID: DA76631-17		Date Sampled: 10/24/25
Matrix: SO - Soil		Date Received: 10/24/25
Method: SW846 8270E SW846 3570		Percent Solids: 68.1
Project: TASMCOA: Hanscome K11-1		

Run #	File ID	DF	Analyzed	By	Prep Date	Prep Batch	Analytical Batch
Run #1	7G005425.D	1	10/29/25 18:31	TH	10/28/25 17:30	OP29066	E7G208
Run #2							

Run #	Initial Weight	Final Volume
Run #1	5.2 g	10.0 ml
Run #2		

COGCC Table 915-1 PAH List

CAS No.	Compound	Result	RL	Units	Q
83-32-9	Acenaphthene	< 0.0056	0.0056	mg/kg	
120-12-7	Anthracene	< 0.0056	0.0056	mg/kg	
56-55-3	Benzo(a)anthracene	< 0.0071	0.0071	mg/kg	
205-99-2	Benzo(b)fluoranthene	< 0.0056	0.0056	mg/kg	
207-08-9	Benzo(k)fluoranthene	< 0.0056	0.0056	mg/kg	
50-32-8	Benzo(a)pyrene	< 0.0056	0.0056	mg/kg	
218-01-9	Chrysene	< 0.0056	0.0056	mg/kg	
53-70-3	Dibenzo(a,h)anthracene	< 0.0056	0.0056	mg/kg	
206-44-0	Fluoranthene	0.0089	0.0056	mg/kg	
86-73-7	Fluorene	< 0.0056	0.0056	mg/kg	
193-39-5	Indeno(1,2,3-cd)pyrene	< 0.0056	0.0056	mg/kg	
90-12-0	1-Methylnaphthalene	0.732	0.0056	mg/kg	
91-57-6	2-Methylnaphthalene	< 0.0056	0.0056	mg/kg	
91-20-3	Naphthalene	< 0.0028	0.0028	mg/kg	
129-00-0	Pyrene	< 0.0056	0.0056	mg/kg	

CAS No.	Surrogate Recoveries	Run# 1	Run# 2	Limits
321-60-8	2-Fluorobiphenyl	73%		22-138%
4165-60-0	Nitrobenzene-d5	96%		32-143%
1718-51-0	Terphenyl-d14	75%		48-149%

RL = Reporting Limit
E = Indicates value exceeds calibration range

J = Indicates an estimated value
B = Indicates analyte found in associated method blank
N = Indicates presumptive evidence of a compound

Report of Analysis

Client Sample ID: SB01@5-6'	
Lab Sample ID: DA76631-17	Date Sampled: 10/24/25
Matrix: SO - Soil	Date Received: 10/24/25
Method: SW846-8015C SW846 3570	Percent Solids: 68.1
Project: TASMCOA: Hanscome K11-1	

Run #	File ID	DF	Analyzed	By	Prep Date	Prep Batch	Analytical Batch
Run #1	FP088515.D	1	10/30/25 13:57	JB	10/28/25 10:30	OP29073	GFP2522
Run #2							

Run #	Initial Weight	Final Volume
Run #1	5.3 g	10.0 ml
Run #2		

DRO C10-C28, ORO > C28-C36

CAS No.	Compound	Result	RL	Units	Q
	TPH-DRO (C10-C28)	1650	5.5	mg/kg	
	TPH-ORO (> C28-C36)	278	8.2	mg/kg	

CAS No.	Surrogate Recoveries	Run# 1	Run# 2	Limits
84-15-1	o-Terphenyl	105%		20-142%

RL = Reporting Limit
E = Indicates value exceeds calibration range

J = Indicates an estimated value
B = Indicates analyte found in associated method blank
N = Indicates presumptive evidence of a compound

Report of Analysis

Client Sample ID: SB01@5-6'		Date Sampled: 10/24/25
Lab Sample ID: DA76631-17A		Date Received: 10/24/25
Matrix: SO - Soil		Percent Solids: 68.1
Project: TASMCOA: Hanscome K11-1		

SAR Metals Analysis

Analyte	Result	RL	Units	DF	Prep	Analyzed By	Method	Prep Method
Calcium	88.4	6.0	mg/l	1	10/28/25	11/07/25 BR	SW846 6010C ¹	USDA HANDBOOK 60 ²
Magnesium	58.1	3.0	mg/l	1	10/28/25	11/07/25 BR	SW846 6010C ¹	USDA HANDBOOK 60 ²
Sodium	385	6.0	mg/l	1	10/28/25	11/07/25 BR	SW846 6010C ¹	USDA HANDBOOK 60 ²

(1) Instrument QC Batch: MA19815

(2) Prep QC Batch: MP43957

RL = Reporting Limit

Report of Analysis

Client Sample ID: SB01@5-6'		Date Sampled: 10/24/25
Lab Sample ID: DA76631-17A		Date Received: 10/24/25
Matrix: SO - Soil		Percent Solids: 68.1
Project: TASMCOA: Hanscome K11-1		

General Chemistry

Analyte	Result	RL	Units	DF	Analyzed	By	Method
Sodium Adsorption Ratio ^a	7.81		ratio	1	11/07/25 22:03	BR	USDA HANDBOOK 60

(a) Calculated as: $(Na \text{ meq/L}) / \sqrt{[(Ca \text{ meq/L}) + (Mg \text{ meq/L})/2]}$

RL = Reporting Limit

Report of Analysis

Client Sample ID: SB01@5-6'	
Lab Sample ID: DA76631-17B	Date Sampled: 10/24/25
Matrix: SO - Soil	Date Received: 10/24/25
	Percent Solids: 68.1
Project: TASMCOA: Hanscome K11-1	

Hot Water Soluble Boron Metals Analysis

Analyte	Result	RL	Units	DF	Prep	Analyzed By	Method	Prep Method
Boron	1.19	0.50	mg/l	1	10/28/25	11/07/25 BR	SW846 6010C ¹	HWS-B ²

(1) Instrument QC Batch: MA19813

(2) Prep QC Batch: MP43918

RL = Reporting Limit

Report of Analysis

Client Sample ID: SB01@5-6'	Date Sampled: 10/24/25
Lab Sample ID: DA76631-17C	Date Received: 10/24/25
Matrix: SO - Soil	Percent Solids: 68.1
Project: TASMCOA: Hanscome K11-1	

Metals Analysis

Analyte	Result	RL	Units	DF	Prep	Analyzed By	Method	Prep Method
Arsenic	1.6	0.21	mg/kg	10	10/27/25	10/31/25 GS	SW846 6020B ¹	SW846 3050B ²
Barium	379	2.1	mg/kg	10	10/27/25	10/31/25 GS	SW846 6020B ¹	SW846 3050B ²
Cadmium	0.23	0.11	mg/kg	10	10/27/25	10/31/25 GS	SW846 6020B ¹	SW846 3050B ²
Copper	17.0	2.1	mg/kg	10	10/27/25	10/31/25 GS	SW846 6020B ¹	SW846 3050B ²
Lead	11.7	0.53	mg/kg	10	10/27/25	10/31/25 GS	SW846 6020B ¹	SW846 3050B ²
Nickel	8.7	2.1	mg/kg	10	10/27/25	10/31/25 GS	SW846 6020B ¹	SW846 3050B ²
Selenium	3.1	0.21	mg/kg	10	10/27/25	10/31/25 GS	SW846 6020B ¹	SW846 3050B ²
Silver	< 0.11	0.11	mg/kg	10	10/27/25	10/31/25 GS	SW846 6020B ¹	SW846 3050B ²
Zinc	44.5	11	mg/kg	10	10/27/25	10/31/25 GS	SW846 6020B ¹	SW846 3050B ²

(1) Instrument QC Batch: MA19792

(2) Prep QC Batch: MP43919

RL = Reporting Limit

Report of Analysis

Client Sample ID: SB01@5-6'	Date Sampled: 10/24/25
Lab Sample ID: DA76631-17C	Date Received: 10/24/25
Matrix: SO - Soil	Percent Solids: 68.1
Project: TASMCOA: Hanscome K11-1	

General Chemistry

Analyte	Result	RL	Units	DF	Analyzed	By	Method
pH-saturated paste method							
pH	8.28		su	1	10/29/25 12:40	SG	WREP-125,4E-SATPASTE
prep: DEPT.OF AG, BOOK N9							
Specific Conductivity	2.6	0.0010	mmhos/cm	1	10/29/25 12:40	SG	SM 2510B-2011 MOD
Chromium, Hexavalent ^a	< 0.60	0.60	mg/kg	1	11/06/25 00:25	AFL	SW846 7199

(a) Analysis performed at SGS Orlando, FL.

RL = Reporting Limit

Report of Analysis

Client Sample ID: SB01@8-9'	
Lab Sample ID: DA76631-18	Date Sampled: 10/24/25
Matrix: SO - Soil	Date Received: 10/24/25
Method: SW846 8260D	Percent Solids: 85.4
Project: TASMCOA: Hanscome K11-1	

Run #1	File ID	DF	Analyzed	By	Prep Date	Prep Batch	Analytical Batch
Run #1	4V41052.D	1	11/07/25 15:56	MB	n/a	n/a	V4V2004
Run #2							

Run #1	Initial Weight	Final Volume
Run #1	5.09 g	5.0 ml
Run #2		

VOA COGCC Table 915 soil list

CAS No.	Compound	Result	RL	Units	Q
71-43-2	Benzene	< 0.0012	0.0012	mg/kg	
100-41-4	Ethylbenzene	< 0.0023	0.0023	mg/kg	
108-88-3	Toluene	< 0.0023	0.0023	mg/kg	
95-63-6	1,2,4-Trimethylbenzene	< 0.0023	0.0023	mg/kg	
108-67-8	1,3,5-Trimethylbenzene	< 0.0023	0.0023	mg/kg	
	m,p-Xylene	< 0.0023	0.0023	mg/kg	
95-47-6	o-Xylene	< 0.0023	0.0023	mg/kg	
1330-20-7	Xylene (total)	< 0.0023	0.0023	mg/kg	
	TPH-GRO (C6-C10)	< 0.23	0.23	mg/kg	

CAS No.	Surrogate Recoveries	Run# 1	Run# 2	Limits
1868-53-7	Dibromofluoromethane	104%		70-130%
2037-26-5	Toluene-D8	94%		70-130%
460-00-4	4-Bromofluorobenzene	86%		70-130%
17060-07-0	1,2-Dichloroethane-D4	100%		70-130%

RL = Reporting Limit
 E = Indicates value exceeds calibration range

J = Indicates an estimated value
 B = Indicates analyte found in associated method blank
 N = Indicates presumptive evidence of a compound

Report of Analysis

Client Sample ID: SB01@8-9'	Date Sampled: 10/24/25
Lab Sample ID: DA76631-18	Date Received: 10/24/25
Matrix: SO - Soil	Percent Solids: 85.4
Method: SW846 8270E SW846 3570	
Project: TASMCOA: Hanscome K11-1	

Run #1	File ID	DF	Analyzed	By	Prep Date	Prep Batch	Analytical Batch
Run #1	7G005426.D	1	10/29/25 18:51	TH	10/28/25 17:30	OP29066	E7G208
Run #2							

Run #1	Initial Weight	Final Volume
Run #1	5.3 g	10.0 ml
Run #2		

COGCC Table 915-1 PAH List

CAS No.	Compound	Result	RL	Units	Q
83-32-9	Acenaphthene	< 0.0044	0.0044	mg/kg	
120-12-7	Anthracene	< 0.0044	0.0044	mg/kg	
56-55-3	Benzo(a)anthracene	< 0.0055	0.0055	mg/kg	
205-99-2	Benzo(b)fluoranthene	< 0.0044	0.0044	mg/kg	
207-08-9	Benzo(k)fluoranthene	< 0.0044	0.0044	mg/kg	
50-32-8	Benzo(a)pyrene	< 0.0044	0.0044	mg/kg	
218-01-9	Chrysene	< 0.0044	0.0044	mg/kg	
53-70-3	Dibenzo(a,h)anthracene	< 0.0044	0.0044	mg/kg	
206-44-0	Fluoranthene	< 0.0044	0.0044	mg/kg	
86-73-7	Fluorene	< 0.0044	0.0044	mg/kg	
193-39-5	Indeno(1,2,3-cd)pyrene	< 0.0044	0.0044	mg/kg	
90-12-0	1-Methylnaphthalene	< 0.0044	0.0044	mg/kg	
91-57-6	2-Methylnaphthalene	< 0.0044	0.0044	mg/kg	
91-20-3	Naphthalene	< 0.0022	0.0022	mg/kg	
129-00-0	Pyrene	< 0.0044	0.0044	mg/kg	

CAS No.	Surrogate Recoveries	Run# 1	Run# 2	Limits
321-60-8	2-Fluorobiphenyl	84%		22-138%
4165-60-0	Nitrobenzene-d5	85%		32-143%
1718-51-0	Terphenyl-d14	77%		48-149%

RL = Reporting Limit
E = Indicates value exceeds calibration range

J = Indicates an estimated value
B = Indicates analyte found in associated method blank
N = Indicates presumptive evidence of a compound

Report of Analysis

Client Sample ID: SB01@8-9'	
Lab Sample ID: DA76631-18	Date Sampled: 10/24/25
Matrix: SO - Soil	Date Received: 10/24/25
Method: SW846-8015C SW846 3570	Percent Solids: 85.4
Project: TASMCOA: Hanscome K11-1	

Run #	File ID	DF	Analyzed	By	Prep Date	Prep Batch	Analytical Batch
Run #1	FP088516.D	1	10/30/25 14:10	JB	10/28/25 10:30	OP29073	GFP2522
Run #2							

Run #	Initial Weight	Final Volume
Run #1	5.2 g	10.0 ml
Run #2		

DRO C10-C28, ORO > C28-C36

CAS No.	Compound	Result	RL	Units	Q
	TPH-DRO (C10-C28)	< 4.5	4.5	mg/kg	
	TPH-ORO (> C28-C36)	< 6.7	6.7	mg/kg	

CAS No.	Surrogate Recoveries	Run# 1	Run# 2	Limits
84-15-1	o-Terphenyl	97%		20-142%

RL = Reporting Limit
E = Indicates value exceeds calibration range

J = Indicates an estimated value
B = Indicates analyte found in associated method blank
N = Indicates presumptive evidence of a compound

Report of Analysis

Client Sample ID: SB01@8-9'		Date Sampled: 10/24/25
Lab Sample ID: DA76631-18A		Date Received: 10/24/25
Matrix: SO - Soil		Percent Solids: 85.4
Project: TASMCOA: Hanscome K11-1		

SAR Metals Analysis

Analyte	Result	RL	Units	DF	Prep	Analyzed By	Method	Prep Method
Calcium	145	6.0	mg/l	1	10/28/25	11/07/25 BR	SW846 6010C ¹	USDA HANDBOOK 60 ²
Magnesium	84.5	3.0	mg/l	1	10/28/25	11/07/25 BR	SW846 6010C ¹	USDA HANDBOOK 60 ²
Sodium	326	6.0	mg/l	1	10/28/25	11/07/25 BR	SW846 6010C ¹	USDA HANDBOOK 60 ²

(1) Instrument QC Batch: MA19815

(2) Prep QC Batch: MP43957

RL = Reporting Limit

Report of Analysis

Client Sample ID: SB01@8-9'		Date Sampled: 10/24/25
Lab Sample ID: DA76631-18A		Date Received: 10/24/25
Matrix: SO - Soil		Percent Solids: 85.4
Project: TASMCOA: Hanscome K11-1		

General Chemistry

Analyte	Result	RL	Units	DF	Analyzed	By	Method
Sodium Adsorption Ratio ^a	5.32		ratio	1	11/07/25 22:04	BR	USDA HANDBOOK 60

(a) Calculated as: $(Na \text{ meq/L}) / \sqrt{[(Ca \text{ meq/L}) + (Mg \text{ meq/L})/2]}$

RL = Reporting Limit

Report of Analysis

Client Sample ID: SB01@8-9'	
Lab Sample ID: DA76631-18B	Date Sampled: 10/24/25
Matrix: SO - Soil	Date Received: 10/24/25
	Percent Solids: 85.4
Project: TASMCOA: Hanscome K11-1	

Hot Water Soluble Boron Metals Analysis

Analyte	Result	RL	Units	DF	Prep	Analyzed By	Method	Prep Method
Boron	< 0.50	0.50	mg/l	1	10/28/25	11/07/25 BR	SW846 6010C ¹	HWS-B ²

(1) Instrument QC Batch: MA19813

(2) Prep QC Batch: MP43918

RL = Reporting Limit

Report of Analysis

Client Sample ID: SB01@8-9'		Date Sampled: 10/24/25
Lab Sample ID: DA76631-18C		Date Received: 10/24/25
Matrix: SO - Soil		Percent Solids: 85.4
Project: TASMCOA: Hanscome K11-1		

Metals Analysis

Analyte	Result	RL	Units	DF	Prep	Analyzed By	Method	Prep Method
Arsenic	1.0	0.14	mg/kg	10	10/27/25	10/31/25 GS	SW846 6020B ¹	SW846 3050B ²
Barium	29.8	1.4	mg/kg	10	10/27/25	10/31/25 GS	SW846 6020B ¹	SW846 3050B ²
Cadmium	< 0.072	0.072	mg/kg	10	10/27/25	10/31/25 GS	SW846 6020B ¹	SW846 3050B ²
Copper	3.7	1.4	mg/kg	10	10/27/25	10/31/25 GS	SW846 6020B ¹	SW846 3050B ²
Lead	3.3	0.36	mg/kg	10	10/27/25	10/31/25 GS	SW846 6020B ¹	SW846 3050B ²
Nickel	3.6	1.4	mg/kg	10	10/27/25	10/31/25 GS	SW846 6020B ¹	SW846 3050B ²
Selenium	0.28	0.14	mg/kg	10	10/27/25	10/31/25 GS	SW846 6020B ¹	SW846 3050B ²
Silver	< 0.072	0.072	mg/kg	10	10/27/25	10/31/25 GS	SW846 6020B ¹	SW846 3050B ²
Zinc	14.3	7.2	mg/kg	10	10/27/25	10/31/25 GS	SW846 6020B ¹	SW846 3050B ²

(1) Instrument QC Batch: MA19792

(2) Prep QC Batch: MP43919

RL = Reporting Limit

Report of Analysis

Client Sample ID: SB01@8-9'		Date Sampled: 10/24/25
Lab Sample ID: DA76631-18C		Date Received: 10/24/25
Matrix: SO - Soil		Percent Solids: 85.4
Project: TASMCOA: Hanscome K11-1		

General Chemistry

Analyte	Result	RL	Units	DF	Analyzed	By	Method
pH-saturated paste method							
pH	7.76		su	1	10/29/25 12:40	SG	WREP-125,4E-SATPASTE
prep: DEPT.OF AG, BOOK N9							
Specific Conductivity	2.9	0.0010	mmhos/cm	1	10/29/25 12:40	SG	SM 2510B-2011 MOD
Chromium, Hexavalent ^a	< 0.48	0.48	mg/kg	1	11/06/25 00:47	AFL	SW846 7199

(a) Analysis performed at SGS Orlando, FL.

RL = Reporting Limit

Report of Analysis

Client Sample ID: SB02@2-3'	
Lab Sample ID: DA76631-19	Date Sampled: 10/24/25
Matrix: SO - Soil	Date Received: 10/24/25
Method: SW846 8260D	Percent Solids: 67.5
Project: TASMCOA: Hanscome K11-1	

Run #1	File ID	DF	Analyzed	By	Prep Date	Prep Batch	Analytical Batch
Run #1	10V1545.D	1	11/01/25 07:53	MB	n/a	n/a	V0V19
Run #2							

Run #1	Initial Weight	Final Volume
Run #1	5.30 g	5.0 ml
Run #2		

VOA COGCC Table 915 soil list

CAS No.	Compound	Result	RL	Units	Q
71-43-2	Benzene	< 0.0014	0.0014	mg/kg	
100-41-4	Ethylbenzene	< 0.0028	0.0028	mg/kg	
108-88-3	Toluene	< 0.0028	0.0028	mg/kg	
95-63-6	1,2,4-Trimethylbenzene	0.0145	0.0028	mg/kg	
108-67-8	1,3,5-Trimethylbenzene	0.0032	0.0028	mg/kg	
	m,p-Xylene	0.0066	0.0028	mg/kg	
95-47-6	o-Xylene	< 0.0028	0.0028	mg/kg	
1330-20-7	Xylene (total)	0.0066	0.0028	mg/kg	
	TPH-GRO (C6-C10)	< 0.28	0.28	mg/kg	

CAS No.	Surrogate Recoveries	Run# 1	Run# 2	Limits
1868-53-7	Dibromofluoromethane	96%		70-130%
2037-26-5	Toluene-D8	99%		70-130%
460-00-4	4-Bromofluorobenzene	107%		70-130%
17060-07-0	1,2-Dichloroethane-D4	86%		70-130%

RL = Reporting Limit
 E = Indicates value exceeds calibration range

J = Indicates an estimated value
 B = Indicates analyte found in associated method blank
 N = Indicates presumptive evidence of a compound

Report of Analysis

Client Sample ID: SB02@2-3'		Date Sampled: 10/24/25
Lab Sample ID: DA76631-19		Date Received: 10/24/25
Matrix: SO - Soil		Percent Solids: 67.5
Method: SW846 8270E SW846 3570		
Project: TASMCOA: Hanscome K11-1		

Run #	File ID	DF	Analyzed	By	Prep Date	Prep Batch	Analytical Batch
Run #1	7G005427.D	1	10/29/25 19:11	TH	10/28/25 17:30	OP29066	E7G208
Run #2							

Run #	Initial Weight	Final Volume
Run #1	5.3 g	10.0 ml
Run #2		

COGCC Table 915-1 PAH List

CAS No.	Compound	Result	RL	Units	Q
83-32-9	Acenaphthene	< 0.0056	0.0056	mg/kg	
120-12-7	Anthracene	< 0.0056	0.0056	mg/kg	
56-55-3	Benzo(a)anthracene	< 0.0070	0.0070	mg/kg	
205-99-2	Benzo(b)fluoranthene	< 0.0056	0.0056	mg/kg	
207-08-9	Benzo(k)fluoranthene	< 0.0056	0.0056	mg/kg	
50-32-8	Benzo(a)pyrene	< 0.0056	0.0056	mg/kg	
218-01-9	Chrysene	< 0.0056	0.0056	mg/kg	
53-70-3	Dibenzo(a,h)anthracene	< 0.0056	0.0056	mg/kg	
206-44-0	Fluoranthene	< 0.0056	0.0056	mg/kg	
86-73-7	Fluorene	< 0.0056	0.0056	mg/kg	
193-39-5	Indeno(1,2,3-cd)pyrene	< 0.0056	0.0056	mg/kg	
90-12-0	1-Methylnaphthalene	< 0.0056	0.0056	mg/kg	
91-57-6	2-Methylnaphthalene	< 0.0056	0.0056	mg/kg	
91-20-3	Naphthalene	< 0.0028	0.0028	mg/kg	
129-00-0	Pyrene	< 0.0056	0.0056	mg/kg	

CAS No.	Surrogate Recoveries	Run# 1	Run# 2	Limits
321-60-8	2-Fluorobiphenyl	78%		22-138%
4165-60-0	Nitrobenzene-d5	78%		32-143%
1718-51-0	Terphenyl-d14	72%		48-149%

RL = Reporting Limit
 E = Indicates value exceeds calibration range

J = Indicates an estimated value
 B = Indicates analyte found in associated method blank
 N = Indicates presumptive evidence of a compound

Report of Analysis

Client Sample ID: SB02@2-3'	
Lab Sample ID: DA76631-19	Date Sampled: 10/24/25
Matrix: SO - Soil	Date Received: 10/24/25
Method: SW846-8015C SW846 3570	Percent Solids: 67.5
Project: TASMCOA: Hanscome K11-1	

Run #	File ID	DF	Analyzed	By	Prep Date	Prep Batch	Analytical Batch
Run #1	FP088517.D	1	10/30/25 14:24	JB	10/28/25 10:30	OP29073	GFP2522
Run #2							

Run #	Initial Weight	Final Volume
Run #1	5.3 g	10.0 ml
Run #2		

DRO C10-C28, ORO > C28-C36

CAS No.	Compound	Result	RL	Units	Q
	TPH-DRO (C10-C28)	< 5.6	5.6	mg/kg	
	TPH-ORO (> C28-C36)	< 8.3	8.3	mg/kg	

CAS No.	Surrogate Recoveries	Run# 1	Run# 2	Limits
84-15-1	o-Terphenyl	99%		20-142%

RL = Reporting Limit
E = Indicates value exceeds calibration range

J = Indicates an estimated value
B = Indicates analyte found in associated method blank
N = Indicates presumptive evidence of a compound

Report of Analysis

Client Sample ID: SB02@2-3'	
Lab Sample ID: DA76631-19A	Date Sampled: 10/24/25
Matrix: SO - Soil	Date Received: 10/24/25
	Percent Solids: 67.5
Project: TASMCOA: Hanscome K11-1	

SAR Metals Analysis

Analyte	Result	RL	Units	DF	Prep	Analyzed By	Method	Prep Method
Calcium	210	6.0	mg/l	1	10/28/25	11/07/25 BR	SW846 6010C ¹	USDA HANDBOOK 60 ²
Magnesium	111	3.0	mg/l	1	10/28/25	11/07/25 BR	SW846 6010C ¹	USDA HANDBOOK 60 ²
Sodium	388	6.0	mg/l	1	10/28/25	11/07/25 BR	SW846 6010C ¹	USDA HANDBOOK 60 ²

(1) Instrument QC Batch: MA19815

(2) Prep QC Batch: MP43957

RL = Reporting Limit

Report of Analysis

Client Sample ID: SB02@2-3'		Date Sampled: 10/24/25
Lab Sample ID: DA76631-19A		Date Received: 10/24/25
Matrix: SO - Soil		Percent Solids: 67.5
Project: TASMCOA: Hanscome K11-1		

General Chemistry

Analyte	Result	RL	Units	DF	Analyzed	By	Method
Sodium Adsorption Ratio ^a	5.39		ratio	1	11/07/25 22:08	BR	USDA HANDBOOK 60

(a) Calculated as: $(Na \text{ meq/L}) / \sqrt{[(Ca \text{ meq/L}) + (Mg \text{ meq/L})/2]}$

RL = Reporting Limit

Report of Analysis

Client Sample ID: SB02@2-3'	
Lab Sample ID: DA76631-19B	Date Sampled: 10/24/25
Matrix: SO - Soil	Date Received: 10/24/25
	Percent Solids: 67.5
Project: TASMCOA: Hanscome K11-1	

Hot Water Soluble Boron Metals Analysis

Analyte	Result	RL	Units	DF	Prep	Analyzed By	Method	Prep Method
Boron	0.501	0.50	mg/l	1	10/28/25	11/07/25 BR	SW846 6010C ¹	HWS-B ²

(1) Instrument QC Batch: MA19813

(2) Prep QC Batch: MP43918

RL = Reporting Limit

Report of Analysis

Client Sample ID: SB02@2-3'	Date Sampled: 10/24/25
Lab Sample ID: DA76631-19C	Date Received: 10/24/25
Matrix: SO - Soil	Percent Solids: 67.5
Project: TASMCOA: Hanscome K11-1	

Metals Analysis

Analyte	Result	RL	Units	DF	Prep	Analyzed By	Method	Prep Method
Arsenic	3.8	0.20	mg/kg	10	10/27/25	10/31/25 GS	SW846 6020B ¹	SW846 3050B ²
Barium	152	2.0	mg/kg	10	10/27/25	10/31/25 GS	SW846 6020B ¹	SW846 3050B ²
Cadmium	0.29	0.10	mg/kg	10	10/27/25	10/31/25 GS	SW846 6020B ¹	SW846 3050B ²
Copper	19.5	2.0	mg/kg	10	10/27/25	10/31/25 GS	SW846 6020B ¹	SW846 3050B ²
Lead	14.2	0.51	mg/kg	10	10/27/25	10/31/25 GS	SW846 6020B ¹	SW846 3050B ²
Nickel	14.4	2.0	mg/kg	10	10/27/25	10/31/25 GS	SW846 6020B ¹	SW846 3050B ²
Selenium	1.1	0.20	mg/kg	10	10/27/25	10/31/25 GS	SW846 6020B ¹	SW846 3050B ²
Silver	< 0.10	0.10	mg/kg	10	10/27/25	10/31/25 GS	SW846 6020B ¹	SW846 3050B ²
Zinc	71.2	10	mg/kg	10	10/27/25	10/31/25 GS	SW846 6020B ¹	SW846 3050B ²

(1) Instrument QC Batch: MA19792

(2) Prep QC Batch: MP43919

RL = Reporting Limit

Report of Analysis

Client Sample ID: SB02@2-3'		Date Sampled: 10/24/25
Lab Sample ID: DA76631-19C		Date Received: 10/24/25
Matrix: SO - Soil		Percent Solids: 67.5
Project: TASMCOA: Hanscome K11-1		

General Chemistry

Analyte	Result	RL	Units	DF	Analyzed	By	Method
pH-saturated paste method							
pH	7.74		su	1	10/29/25 12:40	SG	WREP-125,4E-SATPASTE
prep: DEPT.OF AG, BOOK N9							
Specific Conductivity	3.9	0.0010	mmhos/cm	1	10/29/25 12:40	SG	SM 2510B-2011 MOD
Chromium, Hexavalent ^a	< 0.61	0.61	mg/kg	1	11/06/25 01:32	AFL	SW846 7199

(a) Analysis performed at SGS Orlando, FL.

RL = Reporting Limit

Report of Analysis

Client Sample ID: SB03@2-3'	
Lab Sample ID: DA76631-20	Date Sampled: 10/24/25
Matrix: SO - Soil	Date Received: 10/24/25
Method: SW846 8260D	Percent Solids: 67.1
Project: TASMCOA: Hanscome K11-1	

Run #1	File ID	DF	Analyzed	By	Prep Date	Prep Batch	Analytical Batch
Run #1	10V1546.D	1	11/01/25 08:15	MB	n/a	n/a	V0V19
Run #2							

Run #1	Initial Weight	Final Volume
Run #1	5.45 g	5.0 ml
Run #2		

VOA COGCC Table 915 soil list

CAS No.	Compound	Result	RL	Units	Q
71-43-2	Benzene	< 0.0014	0.0014	mg/kg	
100-41-4	Ethylbenzene	< 0.0027	0.0027	mg/kg	
108-88-3	Toluene	< 0.0027	0.0027	mg/kg	
95-63-6	1,2,4-Trimethylbenzene	0.0059	0.0027	mg/kg	
108-67-8	1,3,5-Trimethylbenzene	< 0.0027	0.0027	mg/kg	
	m,p-Xylene	0.0028	0.0027	mg/kg	
95-47-6	o-Xylene	< 0.0027	0.0027	mg/kg	
1330-20-7	Xylene (total)	0.0028	0.0027	mg/kg	
	TPH-GRO (C6-C10)	< 0.27	0.27	mg/kg	

CAS No.	Surrogate Recoveries	Run# 1	Run# 2	Limits
1868-53-7	Dibromofluoromethane	93%		70-130%
2037-26-5	Toluene-D8	100%		70-130%
460-00-4	4-Bromofluorobenzene	105%		70-130%
17060-07-0	1,2-Dichloroethane-D4	89%		70-130%

RL = Reporting Limit
E = Indicates value exceeds calibration range

J = Indicates an estimated value
B = Indicates analyte found in associated method blank
N = Indicates presumptive evidence of a compound

Report of Analysis

Client Sample ID: SB03@2-3'		
Lab Sample ID: DA76631-20		Date Sampled: 10/24/25
Matrix: SO - Soil		Date Received: 10/24/25
Method: SW846 8270E SW846 3570		Percent Solids: 67.1
Project: TASMCOA: Hanscome K11-1		

Run #	File ID	DF	Analyzed	By	Prep Date	Prep Batch	Analytical Batch
Run #1	7G005428.D	1	10/29/25 19:31	TH	10/28/25 17:30	OP29066	E7G208
Run #2							

Run #	Initial Weight	Final Volume
Run #1	5.1 g	10.0 ml
Run #2		

COGCC Table 915-1 PAH List

CAS No.	Compound	Result	RL	Units	Q
83-32-9	Acenaphthene	< 0.0058	0.0058	mg/kg	
120-12-7	Anthracene	< 0.0058	0.0058	mg/kg	
56-55-3	Benzo(a)anthracene	< 0.0073	0.0073	mg/kg	
205-99-2	Benzo(b)fluoranthene	< 0.0058	0.0058	mg/kg	
207-08-9	Benzo(k)fluoranthene	< 0.0058	0.0058	mg/kg	
50-32-8	Benzo(a)pyrene	< 0.0058	0.0058	mg/kg	
218-01-9	Chrysene	< 0.0058	0.0058	mg/kg	
53-70-3	Dibenzo(a,h)anthracene	< 0.0058	0.0058	mg/kg	
206-44-0	Fluoranthene	< 0.0058	0.0058	mg/kg	
86-73-7	Fluorene	< 0.0058	0.0058	mg/kg	
193-39-5	Indeno(1,2,3-cd)pyrene	< 0.0058	0.0058	mg/kg	
90-12-0	1-Methylnaphthalene	< 0.0058	0.0058	mg/kg	
91-57-6	2-Methylnaphthalene	< 0.0058	0.0058	mg/kg	
91-20-3	Naphthalene	< 0.0029	0.0029	mg/kg	
129-00-0	Pyrene	< 0.0058	0.0058	mg/kg	

CAS No.	Surrogate Recoveries	Run# 1	Run# 2	Limits
321-60-8	2-Fluorobiphenyl	107%		22-138%
4165-60-0	Nitrobenzene-d5	111%		32-143%
1718-51-0	Terphenyl-d14	65%		48-149%

RL = Reporting Limit
E = Indicates value exceeds calibration range

J = Indicates an estimated value
B = Indicates analyte found in associated method blank
N = Indicates presumptive evidence of a compound

Report of Analysis

Client Sample ID: SB03@2-3'	
Lab Sample ID: DA76631-20	Date Sampled: 10/24/25
Matrix: SO - Soil	Date Received: 10/24/25
Method: SW846-8015C SW846 3570	Percent Solids: 67.1
Project: TASMCOA: Hanscome K11-1	

Run #	File ID	DF	Analyzed	By	Prep Date	Prep Batch	Analytical Batch
Run #1	FP088518.D	1	10/30/25 14:37	JB	10/28/25 10:30	OP29073	GFP2522
Run #2							

Run #	Initial Weight	Final Volume
Run #1	5.1 g	10.0 ml
Run #2		

DRO C10-C28, ORO > C28-C36

CAS No.	Compound	Result	RL	Units	Q
	TPH-DRO (C10-C28)	< 5.9	5.9	mg/kg	
	TPH-ORO (> C28-C36)	< 8.8	8.8	mg/kg	

CAS No.	Surrogate Recoveries	Run# 1	Run# 2	Limits
84-15-1	o-Terphenyl	104%		20-142%

RL = Reporting Limit
E = Indicates value exceeds calibration range

J = Indicates an estimated value
B = Indicates analyte found in associated method blank
N = Indicates presumptive evidence of a compound

Report of Analysis

Client Sample ID: SB03@2-3'	
Lab Sample ID: DA76631-20A	Date Sampled: 10/24/25
Matrix: SO - Soil	Date Received: 10/24/25
	Percent Solids: 67.1
Project: TASMCOA: Hanscome K11-1	

SAR Metals Analysis

Analyte	Result	RL	Units	DF	Prep	Analyzed By	Method	Prep Method
Calcium	521	6.0	mg/l	1	10/28/25	11/07/25 BR	SW846 6010C ¹	USDA HANDBOOK 60 ²
Magnesium	182	3.0	mg/l	1	10/28/25	11/07/25 BR	SW846 6010C ¹	USDA HANDBOOK 60 ²
Sodium	440	6.0	mg/l	1	10/28/25	11/07/25 BR	SW846 6010C ¹	USDA HANDBOOK 60 ²

(1) Instrument QC Batch: MA19815

(2) Prep QC Batch: MP43957

RL = Reporting Limit

Report of Analysis

Client Sample ID: SB03@2-3'		Date Sampled: 10/24/25
Lab Sample ID: DA76631-20A		Date Received: 10/24/25
Matrix: SO - Soil		Percent Solids: 67.1
Project: TASMCOA: Hanscome K11-1		

General Chemistry

Analyte	Result	RL	Units	DF	Analyzed	By	Method
Sodium Adsorption Ratio ^a	4.23		ratio	1	11/07/25 22:10	BR	USDA HANDBOOK 60

(a) Calculated as: $(Na \text{ meq/L}) / \sqrt{[(Ca \text{ meq/L}) + (Mg \text{ meq/L})/2]}$

RL = Reporting Limit

Report of Analysis

Client Sample ID: SB03@2-3'	
Lab Sample ID: DA76631-20B	Date Sampled: 10/24/25
Matrix: SO - Soil	Date Received: 10/24/25
	Percent Solids: 67.1
Project: TASMCOA: Hanscome K11-1	

Hot Water Soluble Boron Metals Analysis

Analyte	Result	RL	Units	DF	Prep	Analyzed By	Method	Prep Method
Boron	< 0.50	0.50	mg/l	1	10/28/25	11/07/25 BR	SW846 6010C ¹	HWS-B ²

(1) Instrument QC Batch: MA19813

(2) Prep QC Batch: MP43920

RL = Reporting Limit

Report of Analysis

Client Sample ID: SB03@2-3'	Date Sampled: 10/24/25
Lab Sample ID: DA76631-20C	Date Received: 10/24/25
Matrix: SO - Soil	Percent Solids: 67.1
Project: TASMCOA: Hanscome K11-1	

Metals Analysis

Analyte	Result	RL	Units	DF	Prep	Analyzed By	Method	Prep Method
Arsenic	3.6	0.24	mg/kg	10	10/27/25	10/31/25 GS	SW846 6020B ¹	SW846 3050B ²
Barium	180	2.4	mg/kg	10	10/27/25	10/31/25 GS	SW846 6020B ¹	SW846 3050B ²
Cadmium	0.23	0.12	mg/kg	10	10/27/25	10/31/25 GS	SW846 6020B ¹	SW846 3050B ²
Copper	18.0	2.4	mg/kg	10	10/27/25	10/31/25 GS	SW846 6020B ¹	SW846 3050B ²
Lead	14.4	0.61	mg/kg	10	10/27/25	10/31/25 GS	SW846 6020B ¹	SW846 3050B ²
Nickel	13.6	2.4	mg/kg	10	10/27/25	10/31/25 GS	SW846 6020B ¹	SW846 3050B ²
Selenium	2.8	0.24	mg/kg	10	10/27/25	10/31/25 GS	SW846 6020B ¹	SW846 3050B ²
Silver	< 0.12	0.12	mg/kg	10	10/27/25	10/31/25 GS	SW846 6020B ¹	SW846 3050B ²
Zinc	70.7	12	mg/kg	10	10/27/25	10/31/25 GS	SW846 6020B ¹	SW846 3050B ²

(1) Instrument QC Batch: MA19792

(2) Prep QC Batch: MP43921

RL = Reporting Limit

Report of Analysis

Client Sample ID: SB03@2-3'	Date Sampled: 10/24/25
Lab Sample ID: DA76631-20C	Date Received: 10/24/25
Matrix: SO - Soil	Percent Solids: 67.1
Project: TASMCOA: Hanscome K11-1	

General Chemistry

Analyte	Result	RL	Units	DF	Analyzed	By	Method
pH-saturated paste method							
pH	7.77		su	1	10/29/25 12:40	SG	WREP-125,4E-SATPASTE
prep: DEPT.OF AG, BOOK N9							
Specific Conductivity	5.2	0.0010	mmhos/cm	1	10/29/25 12:40	SG	SM 2510B-2011 MOD
Chromium, Hexavalent ^a	< 0.61	0.61	mg/kg	1	11/06/25 01:54	AFL	SW846 7199

(a) Analysis performed at SGS Orlando, FL.

RL = Reporting Limit

Report of Analysis

Client Sample ID: SB04@2-3'	
Lab Sample ID: DA76631-21	Date Sampled: 10/24/25
Matrix: SO - Soil	Date Received: 10/24/25
Method: SW846 8260D	Percent Solids: 70.6
Project: TASMCOA: Hanscome K11-1	

Run #1	File ID	DF	Analyzed	By	Prep Date	Prep Batch	Analytical Batch
Run #1	10V1547.D	1	11/01/25 08:37	MB	n/a	n/a	V0V19
Run #2							

Run #1	Initial Weight	Final Volume
Run #1	5.09 g	5.0 ml
Run #2		

VOA COGCC Table 915 soil list

CAS No.	Compound	Result	RL	Units	Q
71-43-2	Benzene	< 0.0014	0.0014	mg/kg	
100-41-4	Ethylbenzene	< 0.0028	0.0028	mg/kg	
108-88-3	Toluene	< 0.0028	0.0028	mg/kg	
95-63-6	1,2,4-Trimethylbenzene	0.0031	0.0028	mg/kg	
108-67-8	1,3,5-Trimethylbenzene	< 0.0028	0.0028	mg/kg	
	m,p-Xylene	< 0.0028	0.0028	mg/kg	
95-47-6	o-Xylene	< 0.0028	0.0028	mg/kg	
1330-20-7	Xylene (total)	< 0.0028	0.0028	mg/kg	
	TPH-GRO (C6-C10)	< 0.28	0.28	mg/kg	

CAS No.	Surrogate Recoveries	Run# 1	Run# 2	Limits
1868-53-7	Dibromofluoromethane	96%		70-130%
2037-26-5	Toluene-D8	98%		70-130%
460-00-4	4-Bromofluorobenzene	105%		70-130%
17060-07-0	1,2-Dichloroethane-D4	88%		70-130%

RL = Reporting Limit
E = Indicates value exceeds calibration range

J = Indicates an estimated value
B = Indicates analyte found in associated method blank
N = Indicates presumptive evidence of a compound

Report of Analysis

Client Sample ID: SB04@2-3'		Date Sampled: 10/24/25
Lab Sample ID: DA76631-21		Date Received: 10/24/25
Matrix: SO - Soil		Percent Solids: 70.6
Method: SW846 8270E SW846 3570		
Project: TASMCOA: Hanscome K11-1		

Run #	File ID	DF	Analyzed	By	Prep Date	Prep Batch	Analytical Batch
Run #1	7G005467.D	1	10/30/25 05:54	TH	10/28/25 17:30	OP29066	E7G209
Run #2							

Run #	Initial Weight	Final Volume
Run #1	5.1 g	10.0 ml
Run #2		

COGCC Table 915-1 PAH List

CAS No.	Compound	Result	RL	Units	Q
83-32-9	Acenaphthene	< 0.0056	0.0056	mg/kg	
120-12-7	Anthracene	< 0.0056	0.0056	mg/kg	
56-55-3	Benzo(a)anthracene	< 0.0069	0.0069	mg/kg	
205-99-2	Benzo(b)fluoranthene	< 0.0056	0.0056	mg/kg	
207-08-9	Benzo(k)fluoranthene	< 0.0056	0.0056	mg/kg	
50-32-8	Benzo(a)pyrene	< 0.0056	0.0056	mg/kg	
218-01-9	Chrysene	< 0.0056	0.0056	mg/kg	
53-70-3	Dibenzo(a,h)anthracene	< 0.0056	0.0056	mg/kg	
206-44-0	Fluoranthene	< 0.0056	0.0056	mg/kg	
86-73-7	Fluorene	< 0.0056	0.0056	mg/kg	
193-39-5	Indeno(1,2,3-cd)pyrene	< 0.0056	0.0056	mg/kg	
90-12-0	1-Methylnaphthalene	< 0.0056	0.0056	mg/kg	
91-57-6	2-Methylnaphthalene	< 0.0056	0.0056	mg/kg	
91-20-3	Naphthalene	< 0.0028	0.0028	mg/kg	
129-00-0	Pyrene	< 0.0056	0.0056	mg/kg	

CAS No.	Surrogate Recoveries	Run# 1	Run# 2	Limits
321-60-8	2-Fluorobiphenyl	84%		22-138%
4165-60-0	Nitrobenzene-d5	82%		32-143%
1718-51-0	Terphenyl-d14	80%		48-149%

RL = Reporting Limit
E = Indicates value exceeds calibration range

J = Indicates an estimated value
B = Indicates analyte found in associated method blank
N = Indicates presumptive evidence of a compound

Report of Analysis

Client Sample ID: SB04@2-3'		
Lab Sample ID: DA76631-21		Date Sampled: 10/24/25
Matrix: SO - Soil		Date Received: 10/24/25
Method: SW846-8015C SW846 3570		Percent Solids: 70.6
Project: TASMCOA: Hanscome K11-1		

Run #	File ID	DF	Analyzed	By	Prep Date	Prep Batch	Analytical Batch
Run #1	FP088521.D	1	10/30/25 15:17	JB	10/28/25 10:30	OP29073	GFP2522
Run #2							

Run #	Initial Weight	Final Volume
Run #1	5.1 g	10.0 ml
Run #2		

DRO C10-C28, ORO > C28-C36

CAS No.	Compound	Result	RL	Units	Q
	TPH-DRO (C10-C28)	< 5.6	5.6	mg/kg	
	TPH-ORO (> C28-C36)	< 8.4	8.4	mg/kg	

CAS No.	Surrogate Recoveries	Run# 1	Run# 2	Limits
84-15-1	o-Terphenyl	99%		20-142%

RL = Reporting Limit
E = Indicates value exceeds calibration range

J = Indicates an estimated value
B = Indicates analyte found in associated method blank
N = Indicates presumptive evidence of a compound

Report of Analysis

Client Sample ID: SB04@2-3'	
Lab Sample ID: DA76631-21A	Date Sampled: 10/24/25
Matrix: SO - Soil	Date Received: 10/24/25
	Percent Solids: 70.6
Project: TASMCOA: Hanscome K11-1	

SAR Metals Analysis

Analyte	Result	RL	Units	DF	Prep	Analyzed By	Method	Prep Method
Calcium	529	6.0	mg/l	1	10/28/25	11/07/25 BR	SW846 6010C ¹	USDA HANDBOOK 60 ²
Magnesium	230	3.0	mg/l	1	10/28/25	11/07/25 BR	SW846 6010C ¹	USDA HANDBOOK 60 ²
Sodium	276	6.0	mg/l	1	10/28/25	11/07/25 BR	SW846 6010C ¹	USDA HANDBOOK 60 ²

(1) Instrument QC Batch: MA19815

(2) Prep QC Batch: MP43957

RL = Reporting Limit

Report of Analysis

Client Sample ID: SB04@2-3'	
Lab Sample ID: DA76631-21A	Date Sampled: 10/24/25
Matrix: SO - Soil	Date Received: 10/24/25
	Percent Solids: 70.6
Project: TASMCOA: Hanscome K11-1	

General Chemistry

Analyte	Result	RL	Units	DF	Analyzed	By	Method
Sodium Adsorption Ratio ^a	2.52		ratio	1	11/07/25 22:11	BR	USDA HANDBOOK 60

(a) Calculated as: $(Na \text{ meq/L}) / \sqrt{[(Ca \text{ meq/L}) + (Mg \text{ meq/L})/2]}$

RL = Reporting Limit

Report of Analysis

Client Sample ID: SB04@2-3'	
Lab Sample ID: DA76631-21B	Date Sampled: 10/24/25
Matrix: SO - Soil	Date Received: 10/24/25
	Percent Solids: 70.6
Project: TASMCOA: Hanscome K11-1	

Hot Water Soluble Boron Metals Analysis

Analyte	Result	RL	Units	DF	Prep	Analyzed By	Method	Prep Method
Boron	0.561	0.50	mg/l	1	10/28/25	11/07/25 BR	SW846 6010C ¹	HWS-B ²

(1) Instrument QC Batch: MA19813

(2) Prep QC Batch: MP43920

RL = Reporting Limit

Report of Analysis

Client Sample ID: SB04@2-3'	Date Sampled: 10/24/25
Lab Sample ID: DA76631-21C	Date Received: 10/24/25
Matrix: SO - Soil	Percent Solids: 70.6
Project: TASMCOA: Hanscome K11-1	

Metals Analysis

Analyte	Result	RL	Units	DF	Prep	Analyzed By	Method	Prep Method
Arsenic	5.5	0.15	mg/kg	10	10/27/25	10/31/25 GS	SW846 6020B ¹	SW846 3050B ²
Barium	168	1.5	mg/kg	10	10/27/25	10/31/25 GS	SW846 6020B ¹	SW846 3050B ²
Cadmium	0.35	0.077	mg/kg	10	10/27/25	10/31/25 GS	SW846 6020B ¹	SW846 3050B ²
Copper	17.7	1.5	mg/kg	10	10/27/25	10/31/25 GS	SW846 6020B ¹	SW846 3050B ²
Lead	12.8	0.39	mg/kg	10	10/27/25	10/31/25 GS	SW846 6020B ¹	SW846 3050B ²
Nickel	13.8	1.5	mg/kg	10	10/27/25	10/31/25 GS	SW846 6020B ¹	SW846 3050B ²
Selenium	2.6	0.15	mg/kg	10	10/27/25	10/31/25 GS	SW846 6020B ¹	SW846 3050B ²
Silver	0.079	0.077	mg/kg	10	10/27/25	10/31/25 GS	SW846 6020B ¹	SW846 3050B ²
Zinc	64.0	7.7	mg/kg	10	10/27/25	10/31/25 GS	SW846 6020B ¹	SW846 3050B ²

(1) Instrument QC Batch: MA19792

(2) Prep QC Batch: MP43921

RL = Reporting Limit

Report of Analysis

Client Sample ID: SB04@2-3'	Date Sampled: 10/24/25
Lab Sample ID: DA76631-21C	Date Received: 10/24/25
Matrix: SO - Soil	Percent Solids: 70.6
Project: TASMCOA: Hanscome K11-1	

General Chemistry

Analyte	Result	RL	Units	DF	Analyzed	By	Method
pH-saturated paste method							
pH	7.48		su	1	10/29/25 12:40	SG	WREP-125,4E-SATPASTE
prep: DEPT.OF AG, BOOK N9							
Specific Conductivity	4.4	0.0010	mmhos/cm	1	10/29/25 12:40	SG	SM 2510B-2011 MOD
Chromium, Hexavalent ^a	< 0.56	0.56	mg/kg	1	11/06/25 02:16	AFL	SW846 7199

(a) Analysis performed at SGS Orlando, FL.

RL = Reporting Limit

Report of Analysis

Client Sample ID: SB05@2-3'		Date Sampled: 10/24/25
Lab Sample ID: DA76631-22		Date Received: 10/24/25
Matrix: SO - Soil		Percent Solids: 80.9
Method: SW846 8260D		
Project: TASMCOA: Hanscome K11-1		

Run #	File ID	DF	Analyzed	By	Prep Date	Prep Batch	Analytical Batch
Run #1	10V1548.D	1	11/01/25 08:59	MB	n/a	n/a	V0V19
Run #2 ^a	6V66099.D	1	11/07/25 01:48	MB	n/a	n/a	V6V3090

Run #	Initial Weight	Final Volume	Methanol Aliquot
Run #1	5.15 g	5.0 ml	
Run #2	5.07 g	5.0 ml	100 ul

VOA COGCC Table 915 soil list

CAS No.	Compound	Result	RL	Units	Q
71-43-2	Benzene	< 0.0012	0.0012	mg/kg	
100-41-4	Ethylbenzene	0.0468	0.0024	mg/kg	
108-88-3	Toluene	< 0.0024	0.0024	mg/kg	
95-63-6	1,2,4-Trimethylbenzene	9.83 ^b	0.15	mg/kg	
108-67-8	1,3,5-Trimethylbenzene	< 0.0024	0.0024	mg/kg	
	m,p-Xylene	3.05 ^b	0.15	mg/kg	
95-47-6	o-Xylene	0.0303	0.0024	mg/kg	
1330-20-7	Xylene (total)	3.28 ^b	0.15	mg/kg	
	TPH-GRO (C6-C10)	566 ^b	15	mg/kg	

CAS No.	Surrogate Recoveries	Run# 1	Run# 2	Limits
1868-53-7	Dibromofluoromethane	100%	95%	70-130%
2037-26-5	Toluene-D8	112%	98%	70-130%
460-00-4	4-Bromofluorobenzene	1006% ^c	129%	70-130%
17060-07-0	1,2-Dichloroethane-D4	91%	98%	70-130%

(a) Methanol extraction. Sample volume had headspace prior to extraction.

(b) Result is from Run# 2

(c) Outside control limits due to matrix interference.

RL = Reporting Limit
E = Indicates value exceeds calibration range

J = Indicates an estimated value
B = Indicates analyte found in associated method blank
N = Indicates presumptive evidence of a compound

Report of Analysis

Client Sample ID: SB05@2-3'		
Lab Sample ID: DA76631-22		Date Sampled: 10/24/25
Matrix: SO - Soil		Date Received: 10/24/25
Method: SW846 8270E SW846 3570		Percent Solids: 80.9
Project: TASMCOA: Hanscome K11-1		

Run #	File ID	DF	Analyzed	By	Prep Date	Prep Batch	Analytical Batch
Run #1	7G005468.D	1	10/30/25 06:14	TH	10/28/25 17:30	OP29066	E7G209
Run #2							

Run #	Initial Weight	Final Volume
Run #1	5.1 g	10.0 ml
Run #2		

COGCC Table 915-1 PAH List

CAS No.	Compound	Result	RL	Units	Q
83-32-9	Acenaphthene	< 0.0048	0.0048	mg/kg	
120-12-7	Anthracene	< 0.0048	0.0048	mg/kg	
56-55-3	Benzo(a)anthracene	< 0.0061	0.0061	mg/kg	
205-99-2	Benzo(b)fluoranthene	< 0.0048	0.0048	mg/kg	
207-08-9	Benzo(k)fluoranthene	< 0.0048	0.0048	mg/kg	
50-32-8	Benzo(a)pyrene	< 0.0048	0.0048	mg/kg	
218-01-9	Chrysene	< 0.0048	0.0048	mg/kg	
53-70-3	Dibenzo(a,h)anthracene	< 0.0048	0.0048	mg/kg	
206-44-0	Fluoranthene	< 0.0048	0.0048	mg/kg	
86-73-7	Fluorene	< 0.0048	0.0048	mg/kg	
193-39-5	Indeno(1,2,3-cd)pyrene	< 0.0048	0.0048	mg/kg	
90-12-0	1-Methylnaphthalene	0.0065	0.0048	mg/kg	
91-57-6	2-Methylnaphthalene	< 0.0048	0.0048	mg/kg	
91-20-3	Naphthalene	< 0.0024	0.0024	mg/kg	
129-00-0	Pyrene	< 0.0048	0.0048	mg/kg	

CAS No.	Surrogate Recoveries	Run# 1	Run# 2	Limits
321-60-8	2-Fluorobiphenyl	84%		22-138%
4165-60-0	Nitrobenzene-d5	83%		32-143%
1718-51-0	Terphenyl-d14	80%		48-149%

RL = Reporting Limit
E = Indicates value exceeds calibration range

J = Indicates an estimated value
B = Indicates analyte found in associated method blank
N = Indicates presumptive evidence of a compound

Report of Analysis

Client Sample ID: SB05@2-3'	
Lab Sample ID: DA76631-22	Date Sampled: 10/24/25
Matrix: SO - Soil	Date Received: 10/24/25
Method: SW846-8015C SW846 3570	Percent Solids: 80.9
Project: TASMCOA: Hanscome K11-1	

Run #	File ID	DF	Analyzed	By	Prep Date	Prep Batch	Analytical Batch
Run #1	FP088522.D	1	10/30/25 15:30	JB	10/28/25 10:30	OP29073	GFP2522
Run #2							

Run #	Initial Weight	Final Volume
Run #1	5.2 g	10.0 ml
Run #2		

DRO C10-C28, ORO > C28-C36

CAS No.	Compound	Result	RL	Units	Q
	TPH-DRO (C10-C28)	22.1	4.8	mg/kg	
	TPH-ORO (> C28-C36)	7.70	7.2	mg/kg	

CAS No.	Surrogate Recoveries	Run# 1	Run# 2	Limits
84-15-1	o-Terphenyl	95%		20-142%

RL = Reporting Limit
 E = Indicates value exceeds calibration range

J = Indicates an estimated value
 B = Indicates analyte found in associated method blank
 N = Indicates presumptive evidence of a compound

Report of Analysis

Client Sample ID: SB05@2-3'	
Lab Sample ID: DA76631-22A	Date Sampled: 10/24/25
Matrix: SO - Soil	Date Received: 10/24/25
	Percent Solids: 80.9
Project: TASMCOA: Hanscome K11-1	

SAR Metals Analysis

Analyte	Result	RL	Units	DF	Prep	Analyzed By	Method	Prep Method
Calcium	516	6.0	mg/l	1	10/28/25	11/07/25 BR	SW846 6010C ¹	USDA HANDBOOK 60 ²
Magnesium	245	3.0	mg/l	1	10/28/25	11/07/25 BR	SW846 6010C ¹	USDA HANDBOOK 60 ²
Sodium	621	6.0	mg/l	1	10/28/25	11/07/25 BR	SW846 6010C ¹	USDA HANDBOOK 60 ²

(1) Instrument QC Batch: MA19815

(2) Prep QC Batch: MP43957

RL = Reporting Limit

Report of Analysis

Client Sample ID: SB05@2-3'	Date Sampled: 10/24/25
Lab Sample ID: DA76631-22A	Date Received: 10/24/25
Matrix: SO - Soil	Percent Solids: 80.9
Project: TASMCOA: Hanscome K11-1	

General Chemistry

Analyte	Result	RL	Units	DF	Analyzed	By	Method
Sodium Adsorption Ratio ^a	5.64		ratio	1	11/07/25 22:13	BR	USDA HANDBOOK 60

(a) Calculated as: $(Na \text{ meq/L}) / \sqrt{[(Ca \text{ meq/L}) + (Mg \text{ meq/L})/2]}$

RL = Reporting Limit

Report of Analysis

Client Sample ID: SB05@2-3'	
Lab Sample ID: DA76631-22B	Date Sampled: 10/24/25
Matrix: SO - Soil	Date Received: 10/24/25
	Percent Solids: 80.9
Project: TASMCOA: Hanscome K11-1	

Hot Water Soluble Boron Metals Analysis

Analyte	Result	RL	Units	DF	Prep	Analyzed By	Method	Prep Method
Boron	0.996	0.50	mg/l	1	10/28/25	11/07/25 BR	SW846 6010C ¹	HWS-B ²

(1) Instrument QC Batch: MA19813

(2) Prep QC Batch: MP43920

RL = Reporting Limit

Report of Analysis

Client Sample ID: SB05@2-3'	Date Sampled: 10/24/25
Lab Sample ID: DA76631-22C	Date Received: 10/24/25
Matrix: SO - Soil	Percent Solids: 80.9
Project: TASMCOA: Hanscome K11-1	

Metals Analysis

Analyte	Result	RL	Units	DF	Prep	Analyzed By	Method	Prep Method
Arsenic	4.7	0.12	mg/kg	10	10/27/25	10/31/25 GS	SW846 6020B ¹	SW846 3050B ²
Barium	121	1.2	mg/kg	10	10/27/25	10/31/25 GS	SW846 6020B ¹	SW846 3050B ²
Cadmium	0.21	0.062	mg/kg	10	10/27/25	10/31/25 GS	SW846 6020B ¹	SW846 3050B ²
Copper	11.8	1.2	mg/kg	10	10/27/25	10/31/25 GS	SW846 6020B ¹	SW846 3050B ²
Lead	9.4	0.31	mg/kg	10	10/27/25	10/31/25 GS	SW846 6020B ¹	SW846 3050B ²
Nickel	8.4	1.2	mg/kg	10	10/27/25	10/31/25 GS	SW846 6020B ¹	SW846 3050B ²
Selenium	2.6	0.12	mg/kg	10	10/27/25	10/31/25 GS	SW846 6020B ¹	SW846 3050B ²
Silver	< 0.062	0.062	mg/kg	10	10/27/25	10/31/25 GS	SW846 6020B ¹	SW846 3050B ²
Zinc	36.9	6.2	mg/kg	10	10/27/25	10/31/25 GS	SW846 6020B ¹	SW846 3050B ²

(1) Instrument QC Batch: MA19792

(2) Prep QC Batch: MP43921

RL = Reporting Limit

Report of Analysis

Client Sample ID: SB05@2-3'		Date Sampled: 10/24/25
Lab Sample ID: DA76631-22C		Date Received: 10/24/25
Matrix: SO - Soil		Percent Solids: 80.9
Project: TASMCOA: Hanscome K11-1		

General Chemistry

Analyte	Result	RL	Units	DF	Analyzed	By	Method
pH-saturated paste method							
pH	7.63		su	1	10/29/25 12:40	SG	WREP-125,4E-SATPASTE
prep: DEPT.OF AG, BOOK N9							
Specific Conductivity	5.8	0.0010	mmhos/cm	1	10/29/25 12:40	SG	SM 2510B-2011 MOD
Chromium, Hexavalent ^a	< 0.49	0.49	mg/kg	1	11/06/25 11:03	AFL	SW846 7199

(a) Analysis performed at SGS Orlando, FL.

RL = Reporting Limit

Report of Analysis

Client Sample ID: SB05@7-8'		
Lab Sample ID: DA76631-23		Date Sampled: 10/24/25
Matrix: SO - Soil		Date Received: 10/24/25
Method: SW846 8260D		Percent Solids: 74.2
Project: TASMCOA: Hanscome K11-1		

Run #1	File ID	DF	Analyzed	By	Prep Date	Prep Batch	Analytical Batch
Run #1	6V66084.D	1	11/06/25 20:12	MB	n/a	n/a	V6V3090
Run #2							

Run #1	Initial Weight	Final Volume
Run #1	5.15 g	5.0 ml
Run #2		

VOA COGCC Table 915 soil list

CAS No.	Compound	Result	RL	Units	Q
71-43-2	Benzene	< 0.0013	0.0013	mg/kg	
100-41-4	Ethylbenzene	< 0.0026	0.0026	mg/kg	
108-88-3	Toluene	< 0.0026	0.0026	mg/kg	
95-63-6	1,2,4-Trimethylbenzene	< 0.0026	0.0026	mg/kg	
108-67-8	1,3,5-Trimethylbenzene	< 0.0026	0.0026	mg/kg	
	m,p-Xylene	< 0.0026	0.0026	mg/kg	
95-47-6	o-Xylene	< 0.0026	0.0026	mg/kg	
1330-20-7	Xylene (total)	< 0.0026	0.0026	mg/kg	
	TPH-GRO (C6-C10)	< 0.26	0.26	mg/kg	

CAS No.	Surrogate Recoveries	Run# 1	Run# 2	Limits
1868-53-7	Dibromofluoromethane	106%		70-130%
2037-26-5	Toluene-D8	94%		70-130%
460-00-4	4-Bromofluorobenzene	96%		70-130%
17060-07-0	1,2-Dichloroethane-D4	102%		70-130%

RL = Reporting Limit
E = Indicates value exceeds calibration range

J = Indicates an estimated value
B = Indicates analyte found in associated method blank
N = Indicates presumptive evidence of a compound

Report of Analysis

Client Sample ID: SB05@7-8'		Date Sampled: 10/24/25
Lab Sample ID: DA76631-23		Date Received: 10/24/25
Matrix: SO - Soil		Percent Solids: 74.2
Method: SW846 8270E SW846 3570		
Project: TASMCOA: Hanscome K11-1		

Run #	File ID	DF	Analyzed	By	Prep Date	Prep Batch	Analytical Batch
Run #1	7G005469.D	1	10/30/25 06:34	TH	10/28/25 17:30	OP29066	E7G209
Run #2							

Run #	Initial Weight	Final Volume
Run #1	5.0 g	10.0 ml
Run #2		

COGCC Table 915-1 PAH List

CAS No.	Compound	Result	RL	Units	Q
83-32-9	Acenaphthene	< 0.0054	0.0054	mg/kg	
120-12-7	Anthracene	< 0.0054	0.0054	mg/kg	
56-55-3	Benzo(a)anthracene	< 0.0067	0.0067	mg/kg	
205-99-2	Benzo(b)fluoranthene	< 0.0054	0.0054	mg/kg	
207-08-9	Benzo(k)fluoranthene	< 0.0054	0.0054	mg/kg	
50-32-8	Benzo(a)pyrene	< 0.0054	0.0054	mg/kg	
218-01-9	Chrysene	< 0.0054	0.0054	mg/kg	
53-70-3	Dibenzo(a,h)anthracene	< 0.0054	0.0054	mg/kg	
206-44-0	Fluoranthene	< 0.0054	0.0054	mg/kg	
86-73-7	Fluorene	< 0.0054	0.0054	mg/kg	
193-39-5	Indeno(1,2,3-cd)pyrene	< 0.0054	0.0054	mg/kg	
90-12-0	1-Methylnaphthalene	< 0.0054	0.0054	mg/kg	
91-57-6	2-Methylnaphthalene	< 0.0054	0.0054	mg/kg	
91-20-3	Naphthalene	< 0.0027	0.0027	mg/kg	
129-00-0	Pyrene	< 0.0054	0.0054	mg/kg	

CAS No.	Surrogate Recoveries	Run# 1	Run# 2	Limits
321-60-8	2-Fluorobiphenyl	80%		22-138%
4165-60-0	Nitrobenzene-d5	81%		32-143%
1718-51-0	Terphenyl-d14	73%		48-149%

RL = Reporting Limit
E = Indicates value exceeds calibration range

J = Indicates an estimated value
B = Indicates analyte found in associated method blank
N = Indicates presumptive evidence of a compound

Report of Analysis

Client Sample ID: SB05@7-8'		
Lab Sample ID: DA76631-23		Date Sampled: 10/24/25
Matrix: SO - Soil		Date Received: 10/24/25
Method: SW846-8015C SW846 3570		Percent Solids: 74.2
Project: TASMCOA: Hanscome K11-1		

Run #	File ID	DF	Analyzed	By	Prep Date	Prep Batch	Analytical Batch
Run #1	FP088523.D	1	10/30/25 15:43	JB	10/28/25 10:30	OP29073	GFP2522
Run #2							

Run #	Initial Weight	Final Volume
Run #1	5.1 g	10.0 ml
Run #2		

DRO C10-C28, ORO > C28-C36

CAS No.	Compound	Result	RL	Units	Q
	TPH-DRO (C10-C28)	< 5.2	5.2	mg/kg	
	TPH-ORO (> C28-C36)	< 7.9	7.9	mg/kg	

CAS No.	Surrogate Recoveries	Run# 1	Run# 2	Limits
84-15-1	o-Terphenyl	94%		20-142%

RL = Reporting Limit
E = Indicates value exceeds calibration range

J = Indicates an estimated value
B = Indicates analyte found in associated method blank
N = Indicates presumptive evidence of a compound

Report of Analysis

Client Sample ID: SB05@7-8'	Date Sampled: 10/24/25
Lab Sample ID: DA76631-23A	Date Received: 10/24/25
Matrix: SO - Soil	Percent Solids: 74.2
Project: TASMCOA: Hanscome K11-1	

SAR Metals Analysis

Analyte	Result	RL	Units	DF	Prep	Analyzed By	Method	Prep Method
Calcium	171	6.0	mg/l	1	10/28/25	11/07/25 BR	SW846 6010C ¹	USDA HANDBOOK 60 ²
Magnesium	95.3	3.0	mg/l	1	10/28/25	11/07/25 BR	SW846 6010C ¹	USDA HANDBOOK 60 ²
Sodium	346	6.0	mg/l	1	10/28/25	11/07/25 BR	SW846 6010C ¹	USDA HANDBOOK 60 ²

(1) Instrument QC Batch: MA19815

(2) Prep QC Batch: MP43957

RL = Reporting Limit

Report of Analysis

Client Sample ID: SB05@7-8'	Date Sampled: 10/24/25
Lab Sample ID: DA76631-23A	Date Received: 10/24/25
Matrix: SO - Soil	Percent Solids: 74.2
Project: TASMCOA: Hanscome K11-1	

General Chemistry

Analyte	Result	RL	Units	DF	Analyzed	By	Method
Sodium Adsorption Ratio ^a	5.26		ratio	1	11/07/25 22:14	BR	USDA HANDBOOK 60

(a) Calculated as: $(Na \text{ meq/L}) / \sqrt{[(Ca \text{ meq/L}) + (Mg \text{ meq/L})/2]}$

RL = Reporting Limit

Report of Analysis

Client Sample ID: SB05@7-8'	
Lab Sample ID: DA76631-23B	Date Sampled: 10/24/25
Matrix: SO - Soil	Date Received: 10/24/25
	Percent Solids: 74.2
Project: TASMCOA: Hanscome K11-1	

Hot Water Soluble Boron Metals Analysis

Analyte	Result	RL	Units	DF	Prep	Analyzed By	Method	Prep Method
Boron	< 0.50	0.50	mg/l	1	10/28/25	11/07/25 BR	SW846 6010C ¹	HWS-B ²

(1) Instrument QC Batch: MA19813

(2) Prep QC Batch: MP43920

RL = Reporting Limit

Report of Analysis

Client Sample ID: SB05@7-8'		Date Sampled: 10/24/25
Lab Sample ID: DA76631-23C		Date Received: 10/24/25
Matrix: SO - Soil		Percent Solids: 74.2
Project: TASMCOA: Hanscome K11-1		

Metals Analysis

Analyte	Result	RL	Units	DF	Prep	Analyzed By	Method	Prep Method
Arsenic	2.1	0.15	mg/kg	10	10/27/25	10/31/25 GS	SW846 6020B ¹	SW846 3050B ²
Barium	88.9	1.5	mg/kg	10	10/27/25	10/31/25 GS	SW846 6020B ¹	SW846 3050B ²
Cadmium	0.12	0.073	mg/kg	10	10/27/25	10/31/25 GS	SW846 6020B ¹	SW846 3050B ²
Copper	7.5	1.5	mg/kg	10	10/27/25	10/31/25 GS	SW846 6020B ¹	SW846 3050B ²
Lead	6.1	0.37	mg/kg	10	10/27/25	10/31/25 GS	SW846 6020B ¹	SW846 3050B ²
Nickel	6.8	1.5	mg/kg	10	10/27/25	10/31/25 GS	SW846 6020B ¹	SW846 3050B ²
Selenium	2.2	0.15	mg/kg	10	10/27/25	10/31/25 GS	SW846 6020B ¹	SW846 3050B ²
Silver	< 0.073	0.073	mg/kg	10	10/27/25	10/31/25 GS	SW846 6020B ¹	SW846 3050B ²
Zinc	27.4	7.3	mg/kg	10	10/27/25	10/31/25 GS	SW846 6020B ¹	SW846 3050B ²

(1) Instrument QC Batch: MA19792

(2) Prep QC Batch: MP43921

RL = Reporting Limit

Report of Analysis

Client Sample ID: SB05@7-8'	Date Sampled: 10/24/25
Lab Sample ID: DA76631-23C	Date Received: 10/24/25
Matrix: SO - Soil	Percent Solids: 74.2
Project: TASMCOA: Hanscome K11-1	

General Chemistry

Analyte	Result	RL	Units	DF	Analyzed	By	Method
pH-saturated paste method							
pH	7.69		su	1	10/29/25 12:40	SG	WREP-125,4E-SATPASTE
prep: DEPT.OF AG, BOOK N9							
Specific Conductivity	3.2	0.0010	mmhos/cm	1	10/29/25 12:40	SG	SM 2510B-2011 MOD
Chromium, Hexavalent ^a	< 0.55	0.55	mg/kg	1	11/06/25 11:25	AFL	SW846 7199

(a) Analysis performed at SGS Orlando, FL.

RL = Reporting Limit

Misc. Forms

Custody Documents and Other Forms

Includes the following where applicable:

- Chain of Custody



CHAIN OF CUSTODY

SGS North America Inc. - Wheat Ridge
4036 Youngfield Street, Wheat Ridge, CO 80033
TEL: 303-425-6021
www.sgs.com/ehsus

Bottle Order Control #		FED-EX Tracking #	
SGS Quote #		SGS Job # <u>DA 76631</u>	
Client / Reporting Information		Project Information	
Company: Tasman		Project Name: <u>HANSCOME K11-1</u>	
Street: <u>4725 Independence St</u>		Check Box if Project Report to Division of Oil and Public Safety (OPS): <input type="checkbox"/>	
City, State ZIP: <u>Wheat Ridge / CO / 80033</u>		Billing Information (if different from Report to) Company: <u>Noble</u>	
Project Contact: <u>Bryce Goldade</u>		Project #: <u>7259</u>	
Phone: <u>(704) 231-1819</u>		Street Address:	
Email: <u>tas-chevlon-4@tasman-gso.com; rbueu27@chevron.com</u>		Client Purchase Order #:	
Sampler(s) Name(s): <u>Emily Lambert</u>		Project Manager: <u>Bryce Goldade</u>	
		Attention: <u>DAN PETERSON</u>	
		City, State ZIP:	
		Number of preserved Bottles	
		NONE	
		MCH	
		MCH3	
		MCH4	
		MCH5	
		MCH6	
		MCH7	
		MCH8	
		MCH9	
		MCH10	
		MCH11	
		MCH12	
		MCH13	
		MCH14	
		MCH15	
		MCH16	
		MCH17	
		MCH18	
		MCH19	
		MCH20	
		MCH21	
		MCH22	
		MCH23	
		MCH24	
		MCH25	
		MCH26	
		MCH27	
		MCH28	
		MCH29	
		MCH30	
		MCH31	
		MCH32	
		MCH33	
		MCH34	
		MCH35	
		MCH36	
		MCH37	
		MCH38	
		MCH39	
		MCH40	
		MCH41	
		MCH42	
		MCH43	
		MCH44	
		MCH45	
		MCH46	
		MCH47	
		MCH48	
		MCH49	
		MCH50	
		MCH51	
		MCH52	
		MCH53	
		MCH54	
		MCH55	
		MCH56	
		MCH57	
		MCH58	
		MCH59	
		MCH60	
		MCH61	
		MCH62	
		MCH63	
		MCH64	
		MCH65	
		MCH66	
		MCH67	
		MCH68	
		MCH69	
		MCH70	
		MCH71	
		MCH72	
		MCH73	
		MCH74	
		MCH75	
		MCH76	
		MCH77	
		MCH78	
		MCH79	
		MCH80	
		MCH81	
		MCH82	
		MCH83	
		MCH84	
		MCH85	
		MCH86	
		MCH87	
		MCH88	
		MCH89	
		MCH90	
		MCH91	
		MCH92	
		MCH93	
		MCH94	
		MCH95	
		MCH96	
		MCH97	
		MCH98	
		MCH99	
		MCH100	
		MCH101	
		MCH102	
		MCH103	
		MCH104	
		MCH105	
		MCH106	
		MCH107	
		MCH108	
		MCH109	
		MCH110	
		MCH111	
		MCH112	
		MCH113	
		MCH114	
		MCH115	
		MCH116	
		MCH117	
		MCH118	
		MCH119	
		MCH120	
		MCH121	
		MCH122	
		MCH123	
		MCH124	
		MCH125	
		MCH126	
		MCH127	
		MCH128	
		MCH129	
		MCH130	
		MCH131	
		MCH132	
		MCH133	
		MCH134	
		MCH135	
		MCH136	
		MCH137	
		MCH138	
		MCH139	
		MCH140	
		MCH141	
		MCH142	
		MCH143	
		MCH144	
		MCH145	
		MCH146	
		MCH147	
		MCH148	
		MCH149	
		MCH150	
		MCH151	
		MCH152	
		MCH153	
		MCH154	
		MCH155	
		MCH156	
		MCH157	
		MCH158	
		MCH159	
		MCH160	
		MCH161	
		MCH162	
		MCH163	
		MCH164	
		MCH165	
		MCH166	
		MCH167	
		MCH168	
		MCH169	
		MCH170	
		MCH171	
		MCH172	
		MCH173	
		MCH174	
		MCH175	
		MCH176	
		MCH177	
		MCH178	
		MCH179	
		MCH180	
		MCH181	
		MCH182	
		MCH183	
		MCH184	
		MCH185	
		MCH186	
		MCH187	
		MCH188	
		MCH189	
		MCH190	
		MCH191	
		MCH192	
		MCH193	
		MCH194	
		MCH195	
		MCH196	
		MCH197	
		MCH198	
		MCH199	
		MCH200	
		MCH201	
		MCH202	
		MCH203	
		MCH204	
		MCH205	
		MCH206	
		MCH207	
		MCH208	
		MCH209	
		MCH210	
		MCH211	
		MCH212	
		MCH213	
		MCH214	
		MCH215	
		MCH216	
		MCH217	
		MCH218	
		MCH219	
		MCH220	
		MCH221	
		MCH222	
		MCH223	
		MCH224	
		MCH225	
		MCH226	
		MCH227	
		MCH228	
		MCH229	
		MCH230	
		MCH231	
		MCH232	
		MCH233	
		MCH234	
		MCH235	
		MCH236	
		MCH237	
		MCH238	
		MCH239	
		MCH240	
		MCH241	
		MCH242	
		MCH243	
		MCH244	
		MCH245	
		MCH246	
		MCH247	
		MCH248	
		MCH249	
		MCH250	
		MCH251	
		MCH252	
		MCH253	
		MCH254	
		MCH255	
		MCH256	
		MCH257	
		MCH258	
		MCH259	
		MCH260	
		MCH261	
		MCH262	
		MCH263	
		MCH264	
		MCH265	
		MCH266	
		MCH267	
		MCH268	
		MCH269	
		MCH270	
		MCH271	
		MCH272	
		MCH273	
		MCH274	
		MCH275	
		MCH276	
		MCH277	
		MCH278	
		MCH279	
		MCH280	
		MCH281	
		MCH282	
		MCH283	
		MCH284	
		MCH285	
		MCH286	
		MCH287	
		MCH288	
		MCH289	
		MCH290	
		MCH291	
		MCH292	
		MCH293	
		MCH294	
		MCH295	
		MCH296	
		MCH297	
		MCH298	
		MCH299	
		MCH300	
		MCH301	
		MCH302	
		MCH303	
		MCH304	
		MCH305	
		MCH306	
		MCH307	
		MCH308	
		MCH309	
		MCH310	
		MCH311	
		MCH312	
		MCH313	
		MCH314	
		MCH315	
		MCH316	
		MCH317	
		MCH318	
		MCH319	
		MCH320	
		MCH321	
		MCH322	
		MCH323	
		MCH324	
		MCH325	
		MCH326	
		MCH327	
		MCH328	
		MCH329	
		MCH330	
		MCH331	
		MCH332	
		MCH333	
		MCH334	
		MCH335	
		MCH336	
		MCH337	
		MCH338	
		MCH339	
		MCH340	
		MCH341	
		MCH342	
		MCH343	
		MCH344	
		MCH345	
		MCH346	
		MCH347	
		MCH348	
		MCH349	
		MCH350	
		MCH351	
		MCH352	
		MCH353	
		MCH354	
		MCH355	
		MCH356	
		MCH357	
		MCH358	
		MCH359	
		MCH360	
		MCH361	
		MCH362	
		MCH363	
		MCH364	
		MCH365	
		MCH366	
		MCH367	
		MCH368	
		MCH369	
		MCH370	
		MCH371	
		MCH372	
		MCH373	
		MCH374	
		MCH375	
		MCH376	
		MCH377	
		MCH378	
		MCH379	
		MCH380	
		MCH381	
		MCH382	
		MCH383	
		MCH384	
		MCH385	
		MCH386	
		MCH387	
		MCH388	
		MCH389	
		MCH390	
		MCH391	
		MCH392	
		MCH393	
		MCH394	
		MCH395	
		MCH396	
		MCH397	
		MCH398	
		MCH399	
		MCH400	
		MCH401	
		MCH402	



CHAIN OF CUSTODY

SGS North America Inc. - Wheat Ridge

4036 Youngfield Street, Wheat Ridge, CO 80033

TEL: 303-425-6021

www.sgs.com/ehsus

Bottle Order Control #	FED-EX Tracking #
SGS Quote #	SGS Job # <u>DA76631</u>

Client / Reporting Information		Project Information										Requested Analysis (see TEST CODE sheet)										Matrix Codes							
Company: Tasman		Project Name: <u>Hanscome K11-1</u>										**Metals (specify): <u>Full 915 suite</u>										DW - Drinking Water GW - Ground Water WW - Water SW - Surface Water SO - Soil SL - Sludge SED - Sediment OI - Oil LIQ - Other Liquid AIR - Air SOL - Other Solid WP - Waste FB - Field Blank EB - Equipment Blank RB - Rinse Blank D= dissolved metals PD=Potentially dissolved TR=Total recoverable LAB USE ONLY							
Street: <u>4725 Independence St</u>		Check Box if Project Report to Division of Oil and Public Safety (OPS): <input type="checkbox"/>																											
City, State ZIP: <u>Wheat Ridge / CO / 80033</u>		Billing Information (if different from Report to)																											
Project Contact: <u>Bryce Goldade</u>		Company: <u>Noble</u>																											
Phone: <u>(704) 231-1819</u>		Street Address:																											
Email: <u>tas@tasman-4@tasman.sgs.com; rbue27@chevron.com</u>		Project #: <u>725A</u>																											
Sampler(s) Name(s): <u>Emily Lambert</u>		Client Purchase Order #:																											
		Project Manager: <u>Bryce Goldade</u>																											
		Attention: <u>Dan Peterson</u>																											
		City, State ZIP:																											
Collection		Number of preserved Bottles																											
Field ID / Point of Collection	Date	Time	Sampled by	Matrix	# of bottles	NONE	ML	MLC	MLCH	MLC3	MLC4	MLC5	MLC6	MLC7	MLC8	MLC9	MLC10	MLC11	MLC12	MLC13	MLC14	MLC15	MLC16	MLC17	MLC18	MLC19	MLC20		
<u>BH05@2-3'</u>	<u>12/24/12</u>	<u>1034</u>	<u>EL</u>	<u>SC</u>	<u>3</u>	<u>3</u>																							
<u>BH05@5-10'</u>		<u>1036</u>																											
<u>BH05@12-13'</u>		<u>1038</u>																											
<u>SB01@2-3'</u>		<u>1210</u>																											
<u>SB01@5-10'</u>		<u>1212</u>																											
<u>SB01@12-13'</u>		<u>1214</u>																											
<u>SB02@7-3'</u>		<u>1305</u>																											
<u>SB03@2-3'</u>		<u>1350</u>																											
<u>SB04@2-3'</u>		<u>1234</u>																											
<u>SB05@2-3'</u>		<u>1320</u>																											
<u>SB05@7-8'</u>		<u>1322</u>																											
Turnaround Time (Business days)		Data Deliverable Information										Comments / Special Instructions																	
<input checked="" type="checkbox"/> 10 Business Days <input type="checkbox"/> 5 Business Days <input type="checkbox"/> 3 Business Days RUSH <input type="checkbox"/> 2 Business Days RUSH <input type="checkbox"/> 1 Business Day EMERGENCY		<input type="checkbox"/> Commercial "A" (Level 1, Results Only) <input type="checkbox"/> Commercial "B" (Level 2, Results + QC Summary) <input type="checkbox"/> COMMBN (Results/QC/Narrative) <input type="checkbox"/> COMMBN+ (Results/QC/Narrative (+ chromatograms)) <input type="checkbox"/> REDT2 (Results/QC Summary/partial raw data) <input type="checkbox"/> FULT1										**Metals: specify metal(s), method, and type (D, PD, TR)																	
Emergency & Rush T/A data available via Email or LabLink. RUSH TAT approval needed.		<input checked="" type="checkbox"/> EDD Format - Tasman																											
Sample Custody must be documented below each time samples change possession, including courier, Fed Ex, USPS, USPS delivery																													
Relinquished by/Sampler/Affiliation: <u>1</u>		Date/Time: <u>12/24/12</u>		Received By/Affiliation: <u>1</u>		Date/Time: <u>12/24/12</u>		Relinquished By/Affiliation: <u>2</u>		Date/Time: <u>2</u>		Received By/Affiliation: <u>2</u>		Date/Time: <u>2</u>		Relinquished By/Affiliation: <u>3</u>		Date/Time: <u>3</u>		Received By/Affiliation: <u>3</u>		Date/Time: <u>3</u>		Relinquished By/Affiliation: <u>4</u>		Date/Time: <u>4</u>		Received By/Affiliation: <u>4</u>	
Custody Seal #:		Not In Use <input type="checkbox"/>		Preserved where applicable <input checked="" type="checkbox"/>		Cooler Temp. °C (corrected): <u>4.0</u>		Therm. ID: <u>h3</u>		On Ice <input checked="" type="checkbox"/>		http://www.sgs.com/en/terms-and-conditions																	



SGS Sample Receipt Summary

Job Number: da76631

Client: TASMAN

Project: HANSCOME K11-1

Date / Time Received: 10/24/2025 5:30:00 PM

Delivery Method: co

Airbill #'s: _____

Cooler Temps (Raw Measured) °C: Cooler 1: (4.0);

Cooler Temps (Corrected) °C: Cooler 1: (4.0);

Cooler Informatio

Y or N

- 1. Custody Seals Present:
- 2. Custody Seals Intact:
- 3. Temp criteria achieved:
- 4. Cooler temp verification: IR Gun
- 5. Cooler media: Ice (Bag)

Trip Blank Information

Y or N N/A

- 1. Trip Blank present / cooler:
- 2. Trip Blank listed on COC:

W or S N/A

- 3. Type of TB Received

Sample Information

Y or N N/A

- 1. Sample labels present on bottles:
- 2. Samples presented properly
- 3. Sufficient volume/containers recv'd for analysis
- 4. Condition of sample: Intact
- 5. Sample recv'd within HT
- 6. Dates/Times/IDs on COC match sample label
- 7. VOCs have headspace
- 8. Bottles received for unspecified tests
- 9. Compositing instructions clear
- 10. Voa Soil Kits/Jars received past 48hrs?
- 11. % Solids Jar Received?
- 12. Residual Chlorine Present?

Misc Information

Number of Encores: 25 Gram 5 Gram Number of Lab Filtered Metals
 Test Strip Lot #: pH 0-3: _____ pH 10-12: _____ Other: (Specify) _____
 Residual Chlorine Test Strip Lot _____

Comments 8260 samples will be in freezer by 7PM.

SM001

Rev. Date 05/04/17

Technician: JADENC

Date: 10/24/2025 5:34:31 PM

Reviewer: _____

Date: _____

DA76631: Chain of Custody

Page 3 of 3

4.1
4

MS Volatiles

QC Data Summaries

Includes the following where applicable:

- Method Blank Summaries
- Blank Spike Summaries
- Matrix Spike and Duplicate Summaries

Method Blank Summary

Job Number: DA76631
Account: CHEVRCOG Chevron USA, Inc.
Project: TASMCOA: Hanscome K11-1

Sample	File ID	DF	Analyzed	By	Prep Date	Prep Batch	Analytical Batch
V0V19-MB	10V1531.D	1	11/01/25	MB	n/a	n/a	V0V19

The QC reported here applies to the following samples:

Method: SW846 8260D

DA76631-12, DA76631-13, DA76631-14, DA76631-15, DA76631-16, DA76631-19, DA76631-20, DA76631-21, DA76631-22

CAS No.	Compound	Result	RL	Units	Q
71-43-2	Benzene	ND	1.0	ug/kg	
100-41-4	Ethylbenzene	0.77	2.0	ug/kg	J
108-88-3	Toluene	2.3	2.0	ug/kg	
95-63-6	1,2,4-Trimethylbenzene	2.5	2.0	ug/kg	
108-67-8	1,3,5-Trimethylbenzene	ND	2.0	ug/kg	
	m,p-Xylene	3.6	2.0	ug/kg	
95-47-6	o-Xylene	1.3	2.0	ug/kg	J
1330-20-7	Xylene (total)	4.9	2.0	ug/kg	
	TPH-GRO (C6-C10)	ND	200	ug/kg	

CAS No.	Surrogate Recoveries	Limits	
1868-53-7	Dibromofluoromethane	99%	70-130%
2037-26-5	Toluene-D8	99%	70-130%
460-00-4	4-Bromofluorobenzene	103%	70-130%
17060-07-0	1,2-Dichloroethane-D4	88%	70-130%

Method Blank Summary

Job Number: DA76631
Account: CHEVRCOG Chevron USA, Inc.
Project: TASMCOA: Hanscome K11-1

Sample	File ID	DF	Analyzed	By	Prep Date	Prep Batch	Analytical Batch
V4V1995-MB	4V40785.D	1	11/01/25	MB	n/a	n/a	V4V1995

The QC reported here applies to the following samples:

Method: SW846 8260D

DA76631-1, DA76631-2, DA76631-3, DA76631-4, DA76631-5, DA76631-6, DA76631-7, DA76631-8, DA76631-9, DA76631-10, DA76631-11

CAS No.	Compound	Result	RL	Units	Q
71-43-2	Benzene	ND	1.0	ug/kg	
100-41-4	Ethylbenzene	ND	2.0	ug/kg	
108-88-3	Toluene	ND	2.0	ug/kg	
95-63-6	1,2,4-Trimethylbenzene	ND	2.0	ug/kg	
108-67-8	1,3,5-Trimethylbenzene	ND	2.0	ug/kg	
	m,p-Xylene	ND	2.0	ug/kg	
95-47-6	o-Xylene	ND	2.0	ug/kg	
1330-20-7	Xylene (total)	ND	2.0	ug/kg	
	TPH-GRO (C6-C10)	ND	200	ug/kg	

CAS No.	Surrogate Recoveries	Limits	
1868-53-7	Dibromofluoromethane	111%	70-130%
2037-26-5	Toluene-D8	92%	70-130%
460-00-4	4-Bromofluorobenzene	80%	70-130%
17060-07-0	1,2-Dichloroethane-D4	108%	70-130%

Method Blank Summary

Job Number: DA76631
Account: CHEVRCOG Chevron USA, Inc.
Project: TASMCOA: Hanscome K11-1

Sample	File ID	DF	Analyzed	By	Prep Date	Prep Batch	Analytical Batch
V6V3090-MB	6V66074.D	1	11/06/25	MB	n/a	n/a	V6V3090

The QC reported here applies to the following samples:

Method: SW846 8260D

DA76631-16, DA76631-17, DA76631-22, DA76631-23

CAS No.	Compound	Result	RL	Units	Q
71-43-2	Benzene	ND	1.0	ug/kg	
100-41-4	Ethylbenzene	ND	2.0	ug/kg	
108-88-3	Toluene	ND	2.0	ug/kg	
95-63-6	1,2,4-Trimethylbenzene	ND	2.0	ug/kg	
108-67-8	1,3,5-Trimethylbenzene	ND	2.0	ug/kg	
	m,p-Xylene	ND	2.0	ug/kg	
95-47-6	o-Xylene	ND	2.0	ug/kg	
1330-20-7	Xylene (total)	ND	2.0	ug/kg	
	TPH-GRO (C6-C10)	ND	200	ug/kg	

CAS No.	Surrogate Recoveries	Limits	
1868-53-7	Dibromofluoromethane	99%	70-130%
2037-26-5	Toluene-D8	93%	70-130%
460-00-4	4-Bromofluorobenzene	95%	70-130%
17060-07-0	1,2-Dichloroethane-D4	103%	70-130%

Method Blank Summary

Job Number: DA76631
Account: CHEVRCOG Chevron USA, Inc.
Project: TASMCOA: Hanscome K11-1

Sample	File ID	DF	Analyzed	By	Prep Date	Prep Batch	Analytical Batch
V6V3090-MB ^a	6V66075.D	1	11/06/25	MB	n/a	n/a	V6V3090

The QC reported here applies to the following samples:

Method: SW846 8260D

DA76631-16, DA76631-17, DA76631-22, DA76631-23

CAS No.	Compound	Result	RL	Units	Q
71-43-2	Benzene	ND	50	ug/kg	
100-41-4	Ethylbenzene	ND	100	ug/kg	
108-88-3	Toluene	ND	100	ug/kg	
95-63-6	1,2,4-Trimethylbenzene	ND	100	ug/kg	
108-67-8	1,3,5-Trimethylbenzene	ND	100	ug/kg	
	m,p-Xylene	ND	100	ug/kg	
95-47-6	o-Xylene	ND	100	ug/kg	
1330-20-7	Xylene (total)	ND	100	ug/kg	
	TPH-GRO (C6-C10)	ND	10000	ug/kg	

CAS No.	Surrogate Recoveries	Limits	
1868-53-7	Dibromofluoromethane	102%	70-130%
2037-26-5	Toluene-D8	95%	70-130%
460-00-4	4-Bromofluorobenzene	97%	70-130%
17060-07-0	1,2-Dichloroethane-D4	100%	70-130%

(a) Methanol extraction.

Method Blank Summary

Job Number: DA76631
Account: CHEVRCOG Chevron USA, Inc.
Project: TASMCOA: Hanscome K11-1

Sample	File ID	DF	Analyzed	By	Prep Date	Prep Batch	Analytical Batch
V4V2004-MB	4V41049.D	1	11/07/25	MB	n/a	n/a	V4V2004

The QC reported here applies to the following samples:

Method: SW846 8260D

DA76631-16, DA76631-18

CAS No.	Compound	Result	RL	Units	Q
71-43-2	Benzene	ND	1.0	ug/kg	
100-41-4	Ethylbenzene	ND	2.0	ug/kg	
108-88-3	Toluene	ND	2.0	ug/kg	
95-63-6	1,2,4-Trimethylbenzene	ND	2.0	ug/kg	
108-67-8	1,3,5-Trimethylbenzene	ND	2.0	ug/kg	
	m,p-Xylene	ND	2.0	ug/kg	
95-47-6	o-Xylene	ND	2.0	ug/kg	
1330-20-7	Xylene (total)	ND	2.0	ug/kg	
	TPH-GRO (C6-C10)	ND	200	ug/kg	

CAS No.	Surrogate Recoveries	Limits	
1868-53-7	Dibromofluoromethane	104%	70-130%
2037-26-5	Toluene-D8	91%	70-130%
460-00-4	4-Bromofluorobenzene	85%	70-130%
17060-07-0	1,2-Dichloroethane-D4	105%	70-130%

Method Blank Summary

Job Number: DA76631
Account: CHEVRCOG Chevron USA, Inc.
Project: TASMCOA: Hanscome K11-1

Sample	File ID	DF	Analyzed	By	Prep Date	Prep Batch	Analytical Batch
V4V2004-MB ^a	4V41050.D	1	11/07/25	MB	n/a	n/a	V4V2004

The QC reported here applies to the following samples:

Method: SW846 8260D

DA76631-16, DA76631-18

CAS No.	Compound	Result	RL	Units	Q
71-43-2	Benzene	ND	50	ug/kg	
100-41-4	Ethylbenzene	ND	100	ug/kg	
108-88-3	Toluene	ND	100	ug/kg	
95-63-6	1,2,4-Trimethylbenzene	ND	100	ug/kg	
108-67-8	1,3,5-Trimethylbenzene	ND	100	ug/kg	
	m,p-Xylene	ND	100	ug/kg	
95-47-6	o-Xylene	ND	100	ug/kg	
1330-20-7	Xylene (total)	ND	100	ug/kg	
	TPH-GRO (C6-C10)	ND	10000	ug/kg	

CAS No.	Surrogate Recoveries	Limits	
1868-53-7	Dibromofluoromethane	100%	70-130%
2037-26-5	Toluene-D8	93%	70-130%
460-00-4	4-Bromofluorobenzene	84%	70-130%
17060-07-0	1,2-Dichloroethane-D4	98%	70-130%

(a) Methanol extraction.

Blank Spike Summary

Job Number: DA76631
Account: CHEVRCOG Chevron USA, Inc.
Project: TASMCOA: Hanscome K11-1

Sample	File ID	DF	Analyzed	By	Prep Date	Prep Batch	Analytical Batch
V0V19-BS	10V1529.D	1	11/01/25	MB	n/a	n/a	V0V19

The QC reported here applies to the following samples:

Method: SW846 8260D

DA76631-12, DA76631-13, DA76631-14, DA76631-15, DA76631-16, DA76631-19, DA76631-20, DA76631-21, DA76631-22

CAS No.	Compound	Spike ug/kg	BSP ug/kg	BSP %	Limits
71-43-2	Benzene	50	52.6	105	70-130
100-41-4	Ethylbenzene	50	51.1	102	70-130
108-88-3	Toluene	50	53.5	107	70-130
95-63-6	1,2,4-Trimethylbenzene	50	51.2	102	70-134
108-67-8	1,3,5-Trimethylbenzene	50	57.3	115	70-134
	m,p-Xylene	100	102	102	70-130
95-47-6	o-Xylene	50	52.3	105	70-136
1330-20-7	Xylene (total)	150	155	103	70-131

CAS No.	Surrogate Recoveries	BSP	Limits
1868-53-7	Dibromofluoromethane	101%	70-130%
2037-26-5	Toluene-D8	100%	70-130%
460-00-4	4-Bromofluorobenzene	103%	70-130%
17060-07-0	1,2-Dichloroethane-D4	86%	70-130%

* = Outside of Control Limits.

Blank Spike Summary

Job Number: DA76631
Account: CHEVRCOG Chevron USA, Inc.
Project: TASMCOA: Hanscome K11-1

Sample	File ID	DF	Analyzed	By	Prep Date	Prep Batch	Analytical Batch
V4V1995-BS	4V40783.D	1	11/01/25	MB	n/a	n/a	V4V1995

The QC reported here applies to the following samples:

Method: SW846 8260D

DA76631-1, DA76631-2, DA76631-3, DA76631-4, DA76631-5, DA76631-6, DA76631-7, DA76631-8, DA76631-9, DA76631-10, DA76631-11

CAS No.	Compound	Spike ug/kg	BSP ug/kg	BSP %	Limits
71-43-2	Benzene	50	54.3	109	70-130
100-41-4	Ethylbenzene	50	55.8	112	70-130
108-88-3	Toluene	50	52.0	104	70-130
95-63-6	1,2,4-Trimethylbenzene	50	58.2	116	70-134
108-67-8	1,3,5-Trimethylbenzene	50	58.8	118	70-134
	m,p-Xylene	100	109	109	70-130
95-47-6	o-Xylene	50	62.0	124	70-136
1330-20-7	Xylene (total)	150	171	114	70-131

CAS No.	Surrogate Recoveries	BSP	Limits
1868-53-7	Dibromofluoromethane	104%	70-130%
2037-26-5	Toluene-D8	99%	70-130%
460-00-4	4-Bromofluorobenzene	102%	70-130%
17060-07-0	1,2-Dichloroethane-D4	101%	70-130%

* = Outside of Control Limits.

Blank Spike Summary

Job Number: DA76631
Account: CHEVRCOG Chevron USA, Inc.
Project: TASMCOA: Hanscome K11-1

Sample	File ID	DF	Analyzed	By	Prep Date	Prep Batch	Analytical Batch
V0V19-BS	10V1530.D	1	11/01/25	MB	n/a	n/a	V0V19

The QC reported here applies to the following samples:

Method: SW846 8260D

DA76631-12, DA76631-13, DA76631-14, DA76631-15, DA76631-16, DA76631-19, DA76631-20, DA76631-21, DA76631-22

CAS No.	Compound	Spike ug/kg	BSP ug/kg	BSP %	Limits
	TPH-GRO (C6-C10)	2000	1840	92	64-144

CAS No.	Surrogate Recoveries	BSP	Limits
1868-53-7	Dibromofluoromethane	100%	70-130%
2037-26-5	Toluene-D8	99%	70-130%
460-00-4	4-Bromofluorobenzene	105%	70-130%
17060-07-0	1,2-Dichloroethane-D4	85%	70-130%

* = Outside of Control Limits.

Blank Spike Summary

Job Number: DA76631
Account: CHEVRCOG Chevron USA, Inc.
Project: TASMCOA: Hanscome K11-1

Sample	File ID	DF	Analyzed	By	Prep Date	Prep Batch	Analytical Batch
V4V1995-BS	4V40784.D	1	11/01/25	MB	n/a	n/a	V4V1995

The QC reported here applies to the following samples:

Method: SW846 8260D

DA76631-1, DA76631-2, DA76631-3, DA76631-4, DA76631-5, DA76631-6, DA76631-7, DA76631-8, DA76631-9, DA76631-10, DA76631-11

CAS No.	Compound	Spike ug/kg	BSP ug/kg	BSP %	Limits
	TPH-GRO (C6-C10)	2000	2010	101	64-144

CAS No.	Surrogate Recoveries	BSP	Limits
1868-53-7	Dibromofluoromethane	100%	70-130%
2037-26-5	Toluene-D8	94%	70-130%
460-00-4	4-Bromofluorobenzene	89%	70-130%
17060-07-0	1,2-Dichloroethane-D4	102%	70-130%

* = Outside of Control Limits.

Blank Spike Summary

Job Number: DA76631
Account: CHEVRCOG Chevron USA, Inc.
Project: TASMCOA: Hanscome K11-1

Sample	File ID	DF	Analyzed	By	Prep Date	Prep Batch	Analytical Batch
V6V3090-BS	6V66072.D	1	11/06/25	MB	n/a	n/a	V6V3090

The QC reported here applies to the following samples:

Method: SW846 8260D

DA76631-16, DA76631-17, DA76631-22, DA76631-23

CAS No.	Compound	Spike ug/kg	BSP ug/kg	BSP %	Limits
71-43-2	Benzene	50	44.9	90	70-130
100-41-4	Ethylbenzene	50	46.4	93	70-130
108-88-3	Toluene	50	45.8	92	70-130
95-63-6	1,2,4-Trimethylbenzene	50	51.2	102	70-134
108-67-8	1,3,5-Trimethylbenzene	50	51.1	102	70-134
	m,p-Xylene	100	92.5	93	70-130
95-47-6	o-Xylene	50	47.6	95	70-136
1330-20-7	Xylene (total)	150	140	93	70-131

CAS No.	Surrogate Recoveries	BSP	Limits
1868-53-7	Dibromofluoromethane	104%	70-130%
2037-26-5	Toluene-D8	95%	70-130%
460-00-4	4-Bromofluorobenzene	100%	70-130%
17060-07-0	1,2-Dichloroethane-D4	98%	70-130%

* = Outside of Control Limits.

Blank Spike Summary

Job Number: DA76631
Account: CHEVRCOG Chevron USA, Inc.
Project: TASMCOA: Hanscome K11-1

Sample	File ID	DF	Analyzed	By	Prep Date	Prep Batch	Analytical Batch
V6V3090-BS	6V66073.D	1	11/06/25	MB	n/a	n/a	V6V3090

The QC reported here applies to the following samples:

Method: SW846 8260D

DA76631-16, DA76631-17, DA76631-22, DA76631-23

CAS No.	Compound	Spike ug/kg	BSP ug/kg	BSP %	Limits
	TPH-GRO (C6-C10)	2000	2540	127	64-144

CAS No.	Surrogate Recoveries	BSP	Limits
1868-53-7	Dibromofluoromethane	101%	70-130%
2037-26-5	Toluene-D8	95%	70-130%
460-00-4	4-Bromofluorobenzene	98%	70-130%
17060-07-0	1,2-Dichloroethane-D4	101%	70-130%

* = Outside of Control Limits.

Blank Spike Summary

Job Number: DA76631
Account: CHEVRCOG Chevron USA, Inc.
Project: TASMCOA: Hanscome K11-1

Sample	File ID	DF	Analyzed	By	Prep Date	Prep Batch	Analytical Batch
V4V2004-BS	4V41047.D	1	11/07/25	MB	n/a	n/a	V4V2004

The QC reported here applies to the following samples:

Method: SW846 8260D

DA76631-16, DA76631-18

CAS No.	Compound	Spike ug/kg	BSP ug/kg	BSP %	Limits
71-43-2	Benzene	50	55.2	110	70-130
100-41-4	Ethylbenzene	50	56.8	114	70-130
108-88-3	Toluene	50	54.0	108	70-130
95-63-6	1,2,4-Trimethylbenzene	50	53.3	107	70-134
108-67-8	1,3,5-Trimethylbenzene	50	50.6	101	70-134
	m,p-Xylene	100	113	113	70-130
95-47-6	o-Xylene	50	58.4	117	70-136
1330-20-7	Xylene (total)	150	171	114	70-131

CAS No.	Surrogate Recoveries	BSP	Limits
1868-53-7	Dibromofluoromethane	103%	70-130%
2037-26-5	Toluene-D8	99%	70-130%
460-00-4	4-Bromofluorobenzene	102%	70-130%
17060-07-0	1,2-Dichloroethane-D4	99%	70-130%

* = Outside of Control Limits.

Blank Spike Summary

Job Number: DA76631
Account: CHEVRCOG Chevron USA, Inc.
Project: TASMCOA: Hanscome K11-1

Sample	File ID	DF	Analyzed	By	Prep Date	Prep Batch	Analytical Batch
V4V2004-BS	4V41048.D	1	11/07/25	MB	n/a	n/a	V4V2004

The QC reported here applies to the following samples:

Method: SW846 8260D

DA76631-16, DA76631-18

CAS No.	Compound	Spike ug/kg	BSP ug/kg	BSP %	Limits
	TPH-GRO (C6-C10)	2000	2170	109	64-144

CAS No.	Surrogate Recoveries	BSP	Limits
1868-53-7	Dibromofluoromethane	100%	70-130%
2037-26-5	Toluene-D8	93%	70-130%
460-00-4	4-Bromofluorobenzene	88%	70-130%
17060-07-0	1,2-Dichloroethane-D4	98%	70-130%

* = Outside of Control Limits.

Matrix Spike/Matrix Spike Duplicate Summary

Job Number: DA76631
Account: CHEVRCOG Chevron USA, Inc.
Project: TASMCOA: Hanscome K11-1

Sample	File ID	DF	Analyzed	By	Prep Date	Prep Batch	Analytical Batch
DA76634-2MS	10V1534.D	1	11/01/25	MB	n/a	n/a	V0V19
DA76634-2MSD	10V1535.D	1	11/01/25	MB	n/a	n/a	V0V19
DA76634-2	10V1532.D	1	11/01/25	MB	n/a	n/a	V0V19

The QC reported here applies to the following samples:

Method: SW846 8260D

DA76631-12, DA76631-13, DA76631-14, DA76631-15, DA76631-16, DA76631-19, DA76631-20, DA76631-21, DA76631-22

CAS No.	Compound	DA76634-2 ug/kg	Spike Q ug/kg	MS ug/kg	MS %	Spike ug/kg	MSD ug/kg	MSD %	RPD	Limits Rec/RPD
71-43-2	Benzene	< 1.1	52.9	49.3	93	52.3	48.8	93	1	44-150/44
100-41-4	Ethylbenzene	< 2.1	52.9	44.3	84	52.3	45.7	87	3	41-149/49
108-88-3	Toluene	< 2.1	52.9	47.7	90	52.3	48.0	92	1	40-149/47
95-63-6	1,2,4-Trimethylbenzene	< 2.1	52.9	38.8	73	52.3	42.0	80	8	26-164/57
108-67-8	1,3,5-Trimethylbenzene	< 2.1	52.9	46.7	88	52.3	48.5	93	4	30-161/60
	m,p-Xylene	< 2.1	106	85.3	81	105	88.0	84	3	36-152/49
95-47-6	o-Xylene	< 2.1	52.9	45.3	86	52.3	46.3	89	2	33-168/49
1330-20-7	Xylene (total)	< 2.1	159	131	83	157	134	85	2	36-157/49

CAS No.	Surrogate Recoveries	MS	MSD	DA76634-2	Limits
1868-53-7	Dibromofluoromethane	101%	101%	98%	70-130%
2037-26-5	Toluene-D8	98%	98%	99%	70-130%
460-00-4	4-Bromofluorobenzene	104%	103%	105%	70-130%
17060-07-0	1,2-Dichloroethane-D4	86%	83%	87%	70-130%

* = Outside of Control Limits.

5.3.1
5

Matrix Spike/Matrix Spike Duplicate Summary

Job Number: DA76631
Account: CHEVRCOG Chevron USA, Inc.
Project: TASMCOA: Hanscome K11-1

Sample	File ID	DF	Analyzed	By	Prep Date	Prep Batch	Analytical Batch
DA76629-7MS	4V40788.D	1	11/01/25	MB	n/a	n/a	V4V1995
DA76629-7MSD	4V40789.D	1	11/01/25	MB	n/a	n/a	V4V1995
DA76629-7	4V40786.D	1	11/01/25	MB	n/a	n/a	V4V1995

The QC reported here applies to the following samples:

Method: SW846 8260D

DA76631-1, DA76631-2, DA76631-3, DA76631-4, DA76631-5, DA76631-6, DA76631-7, DA76631-8, DA76631-9, DA76631-10, DA76631-11

CAS No.	Compound	DA76629-7 ug/kg	Spike Q ug/kg	MS ug/kg	MS %	Spike ug/kg	MSD ug/kg	MSD %	RPD	Limits Rec/RPD
71-43-2	Benzene	< 1.1	52.6	46.4	88	50.8	46.9	92	1	44-150/44
100-41-4	Ethylbenzene	< 2.1	52.6	44.7	85	50.8	47.1	93	5	41-149/49
108-88-3	Toluene	< 2.1	52.6	41.5	79	50.8	45.1	89	8	40-149/47
95-63-6	1,2,4-Trimethylbenzene	< 2.1	52.6	47.0	89	50.8	49.3	97	5	26-164/57
108-67-8	1,3,5-Trimethylbenzene	< 2.1	52.6	48.3	92	50.8	49.4	97	2	30-161/60
	m,p-Xylene	< 2.1	105	88.9	84	102	92.5	91	4	36-152/49
95-47-6	o-Xylene	< 2.1	52.6	50.5	96	50.8	52.0	102	3	33-168/49
1330-20-7	Xylene (total)	< 2.1	158	139	88	152	144	94	4	36-157/49

CAS No.	Surrogate Recoveries	MS	MSD	DA76629-7	Limits
1868-53-7	Dibromofluoromethane	107%	107%	107%	70-130%
2037-26-5	Toluene-D8	96%	99%	91%	70-130%
460-00-4	4-Bromofluorobenzene	99%	103%	84%	70-130%
17060-07-0	1,2-Dichloroethane-D4	103%	103%	110%	70-130%

* = Outside of Control Limits.

5.3.2
5

Matrix Spike/Matrix Spike Duplicate Summary

Job Number: DA76631
Account: CHEVRCOG Chevron USA, Inc.
Project: TASMCOA: Hanscome K11-1

Sample	File ID	DF	Analyzed	By	Prep Date	Prep Batch	Analytical Batch
DA76629-8MS	4V40790.D	1	11/01/25	MB	n/a	n/a	V4V1995
DA76629-8MSD	4V40791.D	1	11/01/25	MB	n/a	n/a	V4V1995
DA76629-8	4V40787.D	1	11/01/25	MB	n/a	n/a	V4V1995

The QC reported here applies to the following samples:

Method: SW846 8260D

DA76631-1, DA76631-2, DA76631-3, DA76631-4, DA76631-5, DA76631-6, DA76631-7, DA76631-8, DA76631-9, DA76631-10, DA76631-11

CAS No.	Compound	DA76629-8 ug/kg	Spike Q ug/kg	MS ug/kg	MS %	Spike ug/kg	MSD ug/kg	MSD %	RPD	Limits Rec/RPD
	TPH-GRO (C6-C10)	< 200	2120	1350	64	2000	1430	72	6	18-158/83

CAS No.	Surrogate Recoveries	MS	MSD	DA76629-8	Limits
1868-53-7	Dibromofluoromethane	106%	102%	110%	70-130%
2037-26-5	Toluene-D8	94%	94%	92%	70-130%
460-00-4	4-Bromofluorobenzene	88%	90%	86%	70-130%
17060-07-0	1,2-Dichloroethane-D4	106%	102%	108%	70-130%

* = Outside of Control Limits.

5.3.3
5

Matrix Spike/Matrix Spike Duplicate Summary

Job Number: DA76631
Account: CHEVRCOG Chevron USA, Inc.
Project: TASMCOA: Hanscome K11-1

Sample	File ID	DF	Analyzed	By	Prep Date	Prep Batch	Analytical Batch
DA76633-11MS	6V66078.D	1	11/06/25	MB	n/a	n/a	V6V3090
DA76633-11MSD	6V66079.D	1	11/06/25	MB	n/a	n/a	V6V3090
DA76633-11	6V66076.D	1	11/06/25	MB	n/a	n/a	V6V3090

The QC reported here applies to the following samples:

Method: SW846 8260D

DA76631-16, DA76631-17, DA76631-22, DA76631-23

CAS No.	Compound	DA76633-11 Spike		MS	MS	Spike	MSD	MSD	RPD	Limits
		ug/kg	Q ug/kg	ug/kg	%	ug/kg	ug/kg	%		Rec/RPD
71-43-2	Benzene	< 1.0	49.1	44.0	90	50.4	45.4	90	3	44-150/44
100-41-4	Ethylbenzene	< 2.1	49.1	46.5	95	50.4	47.2	94	1	41-149/49
108-88-3	Toluene	< 2.1	49.1	45.3	92	50.4	45.0	89	1	40-149/47
95-63-6	1,2,4-Trimethylbenzene	< 2.1	49.1	48.8	99	50.4	48.3	96	1	26-164/57
108-67-8	1,3,5-Trimethylbenzene	< 2.1	49.1	49.1	100	50.4	48.5	96	1	30-161/60
	m,p-Xylene	< 2.1	98.3	92.2	94	101	93.3	93	1	36-152/49
95-47-6	o-Xylene	< 2.1	49.1	47.0	96	50.4	47.1	94	0	33-168/49
1330-20-7	Xylene (total)	< 2.1	147	139	94	151	140	93	1	36-157/49

CAS No.	Surrogate Recoveries	MS	MSD	DA76633-11 Limits	
1868-53-7	Dibromofluoromethane	102%	98%	106%	70-130%
2037-26-5	Toluene-D8	95%	92%	93%	70-130%
460-00-4	4-Bromofluorobenzene	102%	104%	93%	70-130%
17060-07-0	1,2-Dichloroethane-D4	99%	96%	102%	70-130%

* = Outside of Control Limits.

5.3.4
5

Matrix Spike/Matrix Spike Duplicate Summary

Job Number: DA76631
Account: CHEVRCOG Chevron USA, Inc.
Project: TASMCOA: Hanscome K11-1

Sample	File ID	DF	Analyzed	By	Prep Date	Prep Batch	Analytical Batch
DA76878-1MS	4V41060.D	1	11/07/25	MB	n/a	n/a	V4V2004
DA76878-1MSD	4V41061.D	1	11/07/25	MB	n/a	n/a	V4V2004
DA76878-1	4V41058.D	1	11/07/25	MB	n/a	n/a	V4V2004

The QC reported here applies to the following samples:

Method: SW846 8260D

DA76631-16, DA76631-18

CAS No.	Compound	DA76878-1 ug/kg	Spike Q ug/kg	MS ug/kg	MS %	Spike ug/kg	MSD ug/kg	MSD %	RPD	Limits Rec/RPD
71-43-2	Benzene	< 1.2	58.5	62.0	106	57.3	61.2	107	1	44-150/44
100-41-4	Ethylbenzene	< 2.4	58.5	60.7	104	57.3	59.2	103	3	41-149/49
108-88-3	Toluene	< 2.4	58.5	57.3	98	57.3	57.0	99	1	40-149/47
95-63-6	1,2,4-Trimethylbenzene	< 2.4	58.5	58.5	100	57.3	57.3	100	2	26-164/57
108-67-8	1,3,5-Trimethylbenzene	< 2.4	58.5	57.0	97	57.3	57.7	101	1	30-161/60
	m,p-Xylene	< 2.4	117	122	104	115	119	104	2	36-152/49
95-47-6	o-Xylene	< 2.4	58.5	67.9	116	57.3	65.9	115	3	33-168/49
1330-20-7	Xylene (total)	< 2.4	176	190	108	172	185	108	3	36-157/49

CAS No.	Surrogate Recoveries	MS	MSD	DA76878-1	Limits
1868-53-7	Dibromofluoromethane	106%	113%	102%	70-130%
2037-26-5	Toluene-D8	96%	97%	92%	70-130%
460-00-4	4-Bromofluorobenzene	94%	95%	88%	70-130%
17060-07-0	1,2-Dichloroethane-D4	103%	107%	101%	70-130%

* = Outside of Control Limits.

5.3.5
5

Matrix Spike/Matrix Spike Duplicate Summary

Job Number: DA76631
Account: CHEVRCOG Chevron USA, Inc.
Project: TASMCOA: Hanscome K11-1

Sample	File ID	DF	Analyzed	By	Prep Date	Prep Batch	Analytical Batch
DA76878-2MS	4V41062.D	1	11/07/25	MB	n/a	n/a	V4V2004
DA76878-2MSD	4V41063.D	1	11/07/25	MB	n/a	n/a	V4V2004
DA76878-2	4V41059.D	1	11/07/25	MB	n/a	n/a	V4V2004

The QC reported here applies to the following samples:

Method: SW846 8260D

DA76631-16, DA76631-18

CAS No.	Compound	DA76878-2 ug/kg	Spike Q ug/kg	MS ug/kg	MS %	Spike ug/kg	MSD ug/kg	MSD %	RPD	Limits Rec/RPD
	TPH-GRO (C6-C10)	< 210	1980	1720	87	2000	1690	85	2	18-158/83

CAS No.	Surrogate Recoveries	MS	MSD	DA76878-2	Limits
1868-53-7	Dibromofluoromethane	110%	103%	107%	70-130%
2037-26-5	Toluene-D8	93%	93%	92%	70-130%
460-00-4	4-Bromofluorobenzene	88%	90%	86%	70-130%
17060-07-0	1,2-Dichloroethane-D4	100%	96%	102%	70-130%

* = Outside of Control Limits.

5.3.6
5

MS Semi-volatiles

QC Data Summaries

Includes the following where applicable:

- Method Blank Summaries
- Blank Spike Summaries
- Matrix Spike and Duplicate Summaries

Method Blank Summary

Job Number: DA76631
Account: CHEVRCOG Chevron USA, Inc.
Project: TASMCOA: Hanscome K11-1

Sample	File ID	DF	Analyzed	By	Prep Date	Prep Batch	Analytical Batch
OP29059-MB	3G61543.D	1	10/26/25	ZL	10/25/25	OP29059	E3G2949

The QC reported here applies to the following samples:

Method: SW846 8270E

DA76631-1, DA76631-2, DA76631-3, DA76631-4, DA76631-5, DA76631-6

CAS No.	Compound	Result	RL	Units	Q
83-32-9	Acenaphthene	ND	4.0	ug/kg	
120-12-7	Anthracene	ND	4.0	ug/kg	
56-55-3	Benzo(a)anthracene	ND	5.0	ug/kg	
205-99-2	Benzo(b)fluoranthene	ND	4.0	ug/kg	
207-08-9	Benzo(k)fluoranthene	ND	4.0	ug/kg	
50-32-8	Benzo(a)pyrene	ND	4.0	ug/kg	
218-01-9	Chrysene	ND	4.0	ug/kg	
53-70-3	Dibenzo(a,h)anthracene	ND	4.0	ug/kg	
206-44-0	Fluoranthene	ND	4.0	ug/kg	
86-73-7	Fluorene	ND	4.0	ug/kg	
193-39-5	Indeno(1,2,3-cd)pyrene	ND	4.0	ug/kg	
90-12-0	1-Methylnaphthalene	ND	4.0	ug/kg	
91-57-6	2-Methylnaphthalene	ND	4.0	ug/kg	
91-20-3	Naphthalene	ND	2.0	ug/kg	
129-00-0	Pyrene	ND	4.0	ug/kg	

CAS No.	Surrogate Recoveries	Limits
321-60-8	2-Fluorobiphenyl	86% ^a 22-138%
4165-60-0	Nitrobenzene-d5	84% ^a 32-143%
1718-51-0	Terphenyl-d14	88% ^a 48-149%

(a) Surrogate spiked at 50ppb due to analytical spiking error. Sample result manually corrected.

Method Blank Summary

Job Number: DA76631
Account: CHEVRCOG Chevron USA, Inc.
Project: TASMCOA: Hanscome K11-1

Sample	File ID	DF	Analyzed	By	Prep Date	Prep Batch	Analytical Batch
OP29066-MB	7G005410.D	1	10/29/25	TH	10/28/25	OP29066	E7G208

The QC reported here applies to the following samples:

Method: SW846 8270E

DA76631-7, DA76631-8, DA76631-9, DA76631-10, DA76631-11, DA76631-12, DA76631-13, DA76631-14, DA76631-15, DA76631-16, DA76631-17, DA76631-18, DA76631-19, DA76631-20, DA76631-21, DA76631-22, DA76631-23

CAS No.	Compound	Result	RL	Units	Q
83-32-9	Acenaphthene	ND	4.0	ug/kg	
120-12-7	Anthracene	ND	4.0	ug/kg	
56-55-3	Benzo(a)anthracene	ND	5.0	ug/kg	
205-99-2	Benzo(b)fluoranthene	ND	4.0	ug/kg	
207-08-9	Benzo(k)fluoranthene	ND	4.0	ug/kg	
50-32-8	Benzo(a)pyrene	ND	4.0	ug/kg	
218-01-9	Chrysene	ND	4.0	ug/kg	
53-70-3	Dibenzo(a,h)anthracene	ND	4.0	ug/kg	
206-44-0	Fluoranthene	ND	4.0	ug/kg	
86-73-7	Fluorene	ND	4.0	ug/kg	
193-39-5	Indeno(1,2,3-cd)pyrene	ND	4.0	ug/kg	
90-12-0	1-Methylnaphthalene	ND	4.0	ug/kg	
91-57-6	2-Methylnaphthalene	ND	4.0	ug/kg	
91-20-3	Naphthalene	ND	2.0	ug/kg	
129-00-0	Pyrene	ND	4.0	ug/kg	

CAS No.	Surrogate Recoveries	Limits	
321-60-8	2-Fluorobiphenyl	84%	22-138%
4165-60-0	Nitrobenzene-d5	81%	32-143%
1718-51-0	Terphenyl-d14	82%	48-149%

Blank Spike Summary

Job Number: DA76631
Account: CHEVRCOG Chevron USA, Inc.
Project: TASMCOA: Hanscome K11-1

Sample	File ID	DF	Analyzed	By	Prep Date	Prep Batch	Analytical Batch
OP29059-BS	3G61544.D	1	10/26/25	ZL	10/25/25	OP29059	E3G2949

The QC reported here applies to the following samples:

Method: SW846 8270E

DA76631-1, DA76631-2, DA76631-3, DA76631-4, DA76631-5, DA76631-6

CAS No.	Compound	Spike ug/kg	BSP ug/kg	BSP %	Limits
83-32-9	Acenaphthene	200	183	92	46-152
120-12-7	Anthracene	200	210	105	65-147
56-55-3	Benzo(a)anthracene	200	195	98	64-144
205-99-2	Benzo(b)fluoranthene	200	199	100	70-154
207-08-9	Benzo(k)fluoranthene	200	198	99	70-158
50-32-8	Benzo(a)pyrene	200	200	100	64-159
218-01-9	Chrysene	200	186	93	70-156
53-70-3	Dibenzo(a,h)anthracene	200	209	105	63-156
206-44-0	Fluoranthene	200	197	99	62-155
86-73-7	Fluorene	200	189	95	55-151
193-39-5	Indeno(1,2,3-cd)pyrene	200	205	103	67-156
90-12-0	1-Methylnaphthalene	200	157	79	21-168
91-57-6	2-Methylnaphthalene	200	155	78	18-161
91-20-3	Naphthalene	200	154	77	2-173
129-00-0	Pyrene	200	190	95	61-158

CAS No.	Surrogate Recoveries	BSP	Limits
321-60-8	2-Fluorobiphenyl	86% ^a	22-138%
4165-60-0	Nitrobenzene-d5	84% ^a	32-143%
1718-51-0	Terphenyl-d14	83% ^a	48-149%

(a) Surrogate spiked at 50ppb due to analytical spiking error. Sample result manually corrected.

* = Outside of Control Limits.

Blank Spike Summary

Job Number: DA76631
Account: CHEVRCOG Chevron USA, Inc.
Project: TASMCOA: Hanscome K11-1

Sample	File ID	DF	Analyzed	By	Prep Date	Prep Batch	Analytical Batch
OP29066-BS	7G005411.D	1	10/29/25	TH	10/28/25	OP29066	E7G208

The QC reported here applies to the following samples:

Method: SW846 8270E

DA76631-7, DA76631-8, DA76631-9, DA76631-10, DA76631-11, DA76631-12, DA76631-13, DA76631-14, DA76631-15, DA76631-16, DA76631-17, DA76631-18, DA76631-19, DA76631-20, DA76631-21, DA76631-22, DA76631-23

CAS No.	Compound	Spike ug/kg	BSP ug/kg	BSP %	Limits
83-32-9	Acenaphthene	200	162	81	46-152
120-12-7	Anthracene	200	170	85	65-147
56-55-3	Benzo(a)anthracene	200	168	84	64-144
205-99-2	Benzo(b)fluoranthene	200	177	89	70-154
207-08-9	Benzo(k)fluoranthene	200	169	85	70-158
50-32-8	Benzo(a)pyrene	200	172	86	64-159
218-01-9	Chrysene	200	173	87	70-156
53-70-3	Dibenzo(a,h)anthracene	200	181	91	63-156
206-44-0	Fluoranthene	200	182	91	62-155
86-73-7	Fluorene	200	165	83	55-151
193-39-5	Indeno(1,2,3-cd)pyrene	200	179	90	67-156
90-12-0	1-Methylnaphthalene	200	151	76	21-168
91-57-6	2-Methylnaphthalene	200	153	77	18-161
91-20-3	Naphthalene	200	150	75	2-173
129-00-0	Pyrene	200	165	83	61-158

CAS No.	Surrogate Recoveries	BSP	Limits
321-60-8	2-Fluorobiphenyl	95%	22-138%
4165-60-0	Nitrobenzene-d5	90%	32-143%
1718-51-0	Terphenyl-d14	86%	48-149%

* = Outside of Control Limits.

Matrix Spike/Matrix Spike Duplicate Summary

Job Number: DA76631
Account: CHEVRCOG Chevron USA, Inc.
Project: TASMCOA: Hanscome K11-1

Sample	File ID	DF	Analyzed	By	Prep Date	Prep Batch	Analytical Batch
OP29059-MS	3G61545.D	1	10/26/25	ZL	10/25/25	OP29059	E3G2949
OP29059-MSD	3G61546.D	1	10/26/25	ZL	10/25/25	OP29059	E3G2949
DA76629-1	3G61547.D	1	10/26/25	ZL	10/25/25	OP29059	E3G2949

The QC reported here applies to the following samples:

Method: SW846 8270E

DA76631-1, DA76631-2, DA76631-3, DA76631-4, DA76631-5, DA76631-6

CAS No.	Compound	DA76629-1 ug/kg	Spike Q ug/kg	MS ug/kg	MS %	Spike ug/kg	MSD ug/kg	MSD %	RPD	Limits Rec/RPD
83-32-9	Acenaphthene	< 4.1	203	157	77	215	175	81	11	30-148/32
120-12-7	Anthracene	< 4.1	203	183	90	215	201	93	9	40-148/33
56-55-3	Benzo(a)anthracene	< 5.2	203	176	87	215	196	91	11	44-144/32
205-99-2	Benzo(b)fluoranthene	< 4.1	203	192	95	215	185	86	4	36-166/43
207-08-9	Benzo(k)fluoranthene	< 4.1	203	160	79	215	190	88	17	43-165/41
50-32-8	Benzo(a)pyrene	< 4.1	203	175	86	215	188	87	7	41-161/37
218-01-9	Chrysene	< 4.1	203	167	82	215	182	85	9	52-152/32
53-70-3	Dibenzo(a,h)anthracene	< 4.1	203	185	91	215	196	91	6	42-155/36
206-44-0	Fluoranthene	< 4.1	203	171	84	215	187	87	9	40-151/34
86-73-7	Fluorene	< 4.1	203	168	83	215	189	88	12	34-149/34
193-39-5	Indeno(1,2,3-cd)pyrene	< 4.1	203	183	90	215	191	89	4	41-156/37
90-12-0	1-Methylnaphthalene	< 4.1	203	129	64	215	153	71	17	23-149/36
91-57-6	2-Methylnaphthalene	< 4.1	203	128	63	215	155	72	19	18-144/35
91-20-3	Naphthalene	< 2.1	203	127	63	215	142	66	11	18-150/32
129-00-0	Pyrene	< 4.1	203	169	83	215	185	86	9	38-156/33

CAS No.	Surrogate Recoveries	MS	MSD	DA76629-1	Limits
321-60-8	2-Fluorobiphenyl	86% ^a	85% ^a	95% ^a	22-138%
4165-60-0	Nitrobenzene-d5	82% ^a	82% ^a	83% ^a	32-143%
1718-51-0	Terphenyl-d14	87% ^a	88% ^a	95% ^a	48-149%

(a) Surrogate spiked at 50ppb due to analytical spiking error. Sample result manually corrected.

* = Outside of Control Limits.

Matrix Spike/Matrix Spike Duplicate Summary

Job Number: DA76631
Account: CHEVRCOG Chevron USA, Inc.
Project: TASMCOA: Hanscome K11-1

Sample	File ID	DF	Analyzed	By	Prep Date	Prep Batch	Analytical Batch
OP29066-MS	7G005412.D	1	10/29/25	TH	10/28/25	OP29066	E7G208
OP29066-MSD	7G005413.D	1	10/29/25	TH	10/28/25	OP29066	E7G208
DA76633-2	7G005470.D	1	10/30/25	TH	10/28/25	OP29066	E7G209

The QC reported here applies to the following samples:

Method: SW846 8270E

DA76631-7, DA76631-8, DA76631-9, DA76631-10, DA76631-11, DA76631-12, DA76631-13, DA76631-14, DA76631-15, DA76631-16, DA76631-17, DA76631-18, DA76631-19, DA76631-20, DA76631-21, DA76631-22, DA76631-23

CAS No.	Compound	DA76633-2 ug/kg	Spike Q ug/kg	MS ug/kg	MS %	Spike ug/kg	MSD ug/kg	MSD %	RPD	Limits Rec/RPD
83-32-9	Acenaphthene	< 4.0	199	176	88	199	170	85	3	30-148/32
120-12-7	Anthracene	< 4.0	199	175	88	199	174	87	1	40-148/33
56-55-3	Benzo(a)anthracene	< 5.0	199	174	87	199	176	88	1	44-144/32
205-99-2	Benzo(b)fluoranthene	< 4.0	199	178	89	199	181	91	2	36-166/43
207-08-9	Benzo(k)fluoranthene	< 4.0	199	173	87	199	171	86	1	43-165/41
50-32-8	Benzo(a)pyrene	< 4.0	199	174	87	199	174	87	0	41-161/37
218-01-9	Chrysene	< 4.0	199	178	89	199	174	87	2	52-152/32
53-70-3	Dibenzo(a,h)anthracene	< 4.0	199	182	91	199	186	93	2	42-155/36
206-44-0	Fluoranthene	< 4.0	199	181	91	199	182	91	1	40-151/34
86-73-7	Fluorene	< 4.0	199	174	87	199	173	87	1	34-149/34
193-39-5	Indeno(1,2,3-cd)pyrene	< 4.0	199	180	90	199	184	92	2	41-156/37
90-12-0	1-Methylnaphthalene	< 4.0	199	159	80	199	154	77	3	23-149/36
91-57-6	2-Methylnaphthalene	< 4.0	199	164	82	199	156	78	5	18-144/35
91-20-3	Naphthalene	< 2.0	199	162	81	199	153	77	6	18-150/32
129-00-0	Pyrene	< 4.0	199	166	83	199	170	85	2	38-156/33

CAS No.	Surrogate Recoveries	MS	MSD	DA76633-2	Limits
321-60-8	2-Fluorobiphenyl	86%	87%	92%	22-138%
4165-60-0	Nitrobenzene-d5	83%	83%	86%	32-143%
1718-51-0	Terphenyl-d14	78%	78%	83%	48-149%

* = Outside of Control Limits.

GC/LC Semi-volatiles

QC Data Summaries

Includes the following where applicable:

- Method Blank Summaries
- Blank Spike Summaries
- Matrix Spike and Duplicate Summaries

Method Blank Summary

Job Number: DA76631
Account: CHEVRCOG Chevron USA, Inc.
Project: TASMCOA: Hanscome K11-1

Sample	File ID	DF	Analyzed	By	Prep Date	Prep Batch	Analytical Batch
OP29072-MB	FH081967.D	1	10/30/25	JB	10/28/25	OP29072	GFH24027

The QC reported here applies to the following samples:

Method: SW846-8015C

DA76631-1, DA76631-2, DA76631-3, DA76631-4, DA76631-5, DA76631-6, DA76631-7, DA76631-8, DA76631-9, DA76631-10, DA76631-11, DA76631-12, DA76631-13, DA76631-14

CAS No.	Compound	Result	RL	Units	Q
	TPH-DRO (C10-C28)	ND	4.0	mg/kg	
	TPH-ORO (> C28-C36)	ND	6.0	mg/kg	

CAS No.	Surrogate Recoveries	Limits
84-15-1	o-Terphenyl	93% 20-142%

7.1.1
7

Method Blank Summary

Job Number: DA76631
Account: CHEVRCOG Chevron USA, Inc.
Project: TASMCOA: Hanscome K11-1

Sample	File ID	DF	Analyzed	By	Prep Date	Prep Batch	Analytical Batch
OP29073-MB	FP088506.D	1	10/30/25	JB	10/28/25	OP29073	GFP2522

The QC reported here applies to the following samples:

Method: SW846-8015C

DA76631-15, DA76631-16, DA76631-17, DA76631-18, DA76631-19, DA76631-20, DA76631-21, DA76631-22, DA76631-23

CAS No.	Compound	Result	RL	Units	Q
	TPH-DRO (C10-C28)	ND	4.0	mg/kg	
	TPH-ORO (> C28-C36)	ND	6.0	mg/kg	

CAS No.	Surrogate Recoveries	Limits
84-15-1	o-Terphenyl	89% 20-142%

7.1.2
7

Blank Spike Summary

Job Number: DA76631
Account: CHEVRCOG Chevron USA, Inc.
Project: TASMCOA: Hanscome K11-1

Sample	File ID	DF	Analyzed	By	Prep Date	Prep Batch	Analytical Batch
OP29072-BS1	FH081968.D	1	10/30/25	JB	10/28/25	OP29072	GFH24027

The QC reported here applies to the following samples:

Method: SW846-8015C

DA76631-1, DA76631-2, DA76631-3, DA76631-4, DA76631-5, DA76631-6, DA76631-7, DA76631-8, DA76631-9, DA76631-10, DA76631-11, DA76631-12, DA76631-13, DA76631-14

CAS No.	Compound	Spike mg/kg	BSP mg/kg	BSP %	Limits
	TPH-DRO (C10-C28)	200	187	94	70-130

CAS No.	Surrogate Recoveries	BSP	Limits
84-15-1	o-Terphenyl	101%	20-142%

* = Outside of Control Limits.

7.2.1
7

Blank Spike Summary

Job Number: DA76631
Account: CHEVRCOG Chevron USA, Inc.
Project: TASMCOA: Hanscome K11-1

Sample	File ID	DF	Analyzed	By	Prep Date	Prep Batch	Analytical Batch
OP29073-BS1	FP088507.D	1	10/30/25	JB	10/28/25	OP29073	GFP2522

The QC reported here applies to the following samples:

Method: SW846-8015C

DA76631-15, DA76631-16, DA76631-17, DA76631-18, DA76631-19, DA76631-20, DA76631-21, DA76631-22, DA76631-23

CAS No.	Compound	Spike mg/kg	BSP mg/kg	BSP %	Limits
	TPH-DRO (C10-C28)	200	195	98	70-130

CAS No.	Surrogate Recoveries	BSP	Limits
84-15-1	o-Terphenyl	97%	20-142%

* = Outside of Control Limits.

7.2.2
7

Blank Spike Summary

Job Number: DA76631
Account: CHEVRCOG Chevron USA, Inc.
Project: TASMCOA: Hanscome K11-1

Sample	File ID	DF	Analyzed	By	Prep Date	Prep Batch	Analytical Batch
OP29072-BS2	FH081969.D	1	10/30/25	JB	10/28/25	OP29072	GFH24027

The QC reported here applies to the following samples:

Method: SW846-8015C

DA76631-1, DA76631-2, DA76631-3, DA76631-4, DA76631-5, DA76631-6, DA76631-7, DA76631-8, DA76631-9, DA76631-10, DA76631-11, DA76631-12, DA76631-13, DA76631-14

CAS No.	Compound	Spike mg/kg	BSP mg/kg	BSP %	Limits
	TPH-ORO (> C28-C36)	200	202	101	70-138

CAS No.	Surrogate Recoveries	BSP	Limits
84-15-1	o-Terphenyl	96%	20-142%

* = Outside of Control Limits.

Blank Spike Summary

Job Number: DA76631
Account: CHEVRCOG Chevron USA, Inc.
Project: TASMCOA: Hanscome K11-1

Sample	File ID	DF	Analyzed	By	Prep Date	Prep Batch	Analytical Batch
OP29073-BS2	FP088508.D	1	10/30/25	JB	10/28/25	OP29073	GFP2522

The QC reported here applies to the following samples:

Method: SW846-8015C

DA76631-15, DA76631-16, DA76631-17, DA76631-18, DA76631-19, DA76631-20, DA76631-21, DA76631-22, DA76631-23

CAS No.	Compound	Spike mg/kg	BSP mg/kg	BSP %	Limits
	TPH-ORO (> C28-C36)	200	220	110	70-138

CAS No.	Surrogate Recoveries	BSP	Limits
84-15-1	o-Terphenyl	92%	20-142%

* = Outside of Control Limits.

Matrix Spike/Matrix Spike Duplicate Summary

Job Number: DA76631
Account: CHEVRCOG Chevron USA, Inc.
Project: TASMCOA: Hanscome K11-1

Sample	File ID	DF	Analyzed	By	Prep Date	Prep Batch	Analytical Batch
OP29072-MS1	FH081970.D	1	10/30/25	JB	10/28/25	OP29072	GFH24027
OP29072-MSD1	FH081971.D	1	10/30/25	JB	10/28/25	OP29072	GFH24027
DA76629-9	FH081974.D	1	10/30/25	JB	10/28/25	OP29072	GFH24027

The QC reported here applies to the following samples:

Method: SW846-8015C

DA76631-1, DA76631-2, DA76631-3, DA76631-4, DA76631-5, DA76631-6, DA76631-7, DA76631-8, DA76631-9, DA76631-10, DA76631-11, DA76631-12, DA76631-13, DA76631-14

CAS No.	Compound	DA76629-9 mg/kg	Spike Q mg/kg	MS mg/kg	MS %	Spike mg/kg	MSD mg/kg	MSD %	RPD	Limits Rec/RPD
	TPH-DRO (C10-C28)	< 4.7	244	238	98	213	215	101	10	59-130/30

CAS No.	Surrogate Recoveries	MS	MSD	DA76629-9	Limits
84-15-1	o-Terphenyl	103%	103%	104%	20-142%

* = Outside of Control Limits.

7.3.1
7

Matrix Spike/Matrix Spike Duplicate Summary

Job Number: DA76631
Account: CHEVRCOG Chevron USA, Inc.
Project: TASMCOA: Hanscome K11-1

Sample	File ID	DF	Analyzed	By	Prep Date	Prep Batch	Analytical Batch
OP29073-MS1	FP088509.D	1	10/30/25	JB	10/28/25	OP29073	GFP2522
OP29073-MSD1	FP088510.D	1	10/30/25	JB	10/28/25	OP29073	GFP2522
DA76631-15	FP088513.D	1	10/30/25	JB	10/28/25	OP29073	GFP2522

The QC reported here applies to the following samples:

Method: SW846-8015C

DA76631-15, DA76631-16, DA76631-17, DA76631-18, DA76631-19, DA76631-20, DA76631-21, DA76631-22, DA76631-23

CAS No.	Compound	DA76631-15 Spike mg/kg	MS mg/kg	MS mg/kg	MS %	Spike mg/kg	MSD mg/kg	MSD %	RPD	Limits Rec/RPD
	TPH-DRO (C10-C28)	< 4.6	242	261	108	235	242	103	8	59-130/30

CAS No.	Surrogate Recoveries	MS	MSD	DA76631-15 Limits
84-15-1	o-Terphenyl	99%	98%	102% 20-142%

* = Outside of Control Limits.

7.3.2
7

Matrix Spike/Matrix Spike Duplicate Summary

Job Number: DA76631
Account: CHEVRCOG Chevron USA, Inc.
Project: TASMCOA: Hanscome K11-1

Sample	File ID	DF	Analyzed	By	Prep Date	Prep Batch	Analytical Batch
OP29073-MS2	FP088511.D	1	10/30/25	JB	10/28/25	OP29073	GFP2522
OP29073-MSD2	FP088512.D	1	10/30/25	JB	10/28/25	OP29073	GFP2522
DA76631-16	FP088514.D	1	10/30/25	JB	10/28/25	OP29073	GFP2522

The QC reported here applies to the following samples:

Method: SW846-8015C

DA76631-15, DA76631-16, DA76631-17, DA76631-18, DA76631-19, DA76631-20, DA76631-21, DA76631-22, DA76631-23

CAS No.	Compound	DA76631-16 Spike mg/kg	MS Q	MS mg/kg	MS mg/kg	MS %	Spike mg/kg	MSD mg/kg	MSD %	RPD	Limits Rec/RPD
	TPH-ORO (> C28-C36)	86.2	282	373	102	285	382	104	2		70-153/30

CAS No.	Surrogate Recoveries	MS	MSD	DA76631-16 Limits
84-15-1	o-Terphenyl	98%	100%	103% 20-142%

* = Outside of Control Limits.

Metals Analysis

QC Data Summaries

Includes the following where applicable:

- Method Blank Summaries
- Matrix Spike and Duplicate Summaries
- Blank Spike and Lab Control Sample Summaries
- Serial Dilution Summaries

BLANK RESULTS SUMMARY
Part 2 - Method Blanks

Login Number: DA76631
Account: CHEVRCOG - Chevron USA, Inc.
Project: TASMCOA: Hanscome K11-1

QC Batch ID: MP43918
Matrix Type: AQUEOUS

Methods: SW846 6010C
Units: ug/l

Prep Date: 10/28/25

Metal	RL	IDL	MDL	MB raw	final
Aluminum	500	9.9	75		
Antimony	150	30	34		
Arsenic	130	11	23		
Barium	50	.95	6.5		
Beryllium	50	.5	6.5		
Boron	250	6.3	32	30.0	<250
Cadmium	50	1.1	6.5		
Calcium	2000	28	250		
Chromium	50	3.4	6.5		
Cobalt	25	4.1	3.2		
Copper	50	2.5	6.5		
Iron	350	9.3	60		
Lead	250	21	32		
Lithium	25	10	6.5		
Magnesium	1000	35	130		
Manganese	25	.85	3.2		
Molybdenum	50	13	14		
Nickel	150	5.7	19		
Phosphorus	500	58	80		
Potassium	5000	180	630		
Selenium	250	46	110		
Silicon	1000	210	750		
Silver	150	2.8	19		
Sodium	2000	43	250		
Strontium	25	.5	3.2		
Thallium	50	30	22		
Tin	300	17	260		
Titanium	50	2.2	6.5		
Uranium	250	57	43		
Vanadium	50	5.2	6.5		
Zinc	150	3.4	19		

Associated samples MP43918: DA76631-1B, DA76631-2B, DA76631-3B, DA76631-4B, DA76631-5B, DA76631-6B, DA76631-7B, DA76631-8B, DA76631-9B, DA76631-10B, DA76631-11B, DA76631-12B, DA76631-13B, DA76631-14B, DA76631-15B, DA76631-16B, DA76631-17B, DA76631-18B, DA76631-19B

BLANK RESULTS SUMMARY
Part 2 - Method Blanks

Login Number: DA76631
Account: CHEVRCOG - Chevron USA, Inc.
Project: TASMCOA: Hanscome K11-1


QC Batch ID: MP43918
Matrix Type: AQUEOUS

Methods: SW846 6010C
Units: ug/l

Prep Date: 10/28/25

Metal	RL	IDL	MDL	MB raw	final
-------	----	-----	-----	-----------	-------

Results < IDL are shown as zero for calculation purposes
(*) Outside of QC limits
(anr) Analyte not requested



8.1.1
8

MATRIX SPIKE AND DUPLICATE RESULTS SUMMARY

Login Number: DA76631
 Account: CHEVRCOG - Chevron USA, Inc.
 Project: TASMCOA: Hanscome K11-1

QC Batch ID: MP43918
 Matrix Type: AQUEOUS

Methods: SW846 6010C
 Units: ug/l

Prep Date: 10/28/25 10/27/25

Metal	DA76631-19B Original	DUP	RPD	QC Limits	DA76631-19B Original MS	Spikelot ICPAL6	% Rec	QC Limits	
Aluminum									
Antimony									
Arsenic									
Barium									
Beryllium									
Boron	501	539	7.3	0-20	501	11200	10000	107.0	75-125
Cadmium									
Calcium									
Chromium									
Cobalt									
Copper									
Iron									
Lead									
Lithium									
Magnesium									
Manganese									
Molybdenum									
Nickel									
Phosphorus									
Potassium									
Selenium									
Silicon									
Silver									
Sodium									
Strontium									
Thallium									
Tin									
Titanium									
Uranium									
Vanadium									
Zinc									

Associated samples MP43918: DA76631-1B, DA76631-2B, DA76631-3B, DA76631-4B, DA76631-5B, DA76631-6B, DA76631-7B, DA76631-8B, DA76631-9B, DA76631-10B, DA76631-11B, DA76631-12B, DA76631-13B, DA76631-14B, DA76631-15B, DA76631-16B, DA76631-17B, DA76631-18B, DA76631-19B

8.12
8

MATRIX SPIKE AND DUPLICATE RESULTS SUMMARY

Login Number: DA76631
 Account: CHEVRCOG - Chevron USA, Inc.
 Project: TASMCOA: Hanscome K11-1

QC Batch ID: MP43918
 Matrix Type: AQUEOUS

Methods: SW846 6010C
 Units: ug/l

Prep Date: 10/28/25 10/27/25

Metal	DA76631-19B Original DUP	RPD	QC Limits	DA76631-19B Original MS	Spikelot ICPALL6	% Rec	QC Limits
-------	-----------------------------	-----	--------------	----------------------------	---------------------	-------	--------------

Results < IDL are shown as zero for calculation purposes
 (*) Outside of QC limits
 (N) Matrix Spike Rec. outside of QC limits
 (anr) Analyte not requested

8.1.2
 8

SPIKE BLANK AND LAB CONTROL SAMPLE SUMMARY

Login Number: DA76631
 Account: CHEVRCOG - Chevron USA, Inc.
 Project: TASMCOA: Hanscome K11-1

QC Batch ID: MP43918
 Matrix Type: AQUEOUS

Methods: SW846 6010C
 Units: ug/l

Prep Date: 10/28/25

Metal	BSP Result	Spikelot ICPALL6	QC % Rec	QC Limits
Aluminum				
Antimony				
Arsenic				
Barium				
Beryllium				
Boron	9150	10000	91.5	80-120
Cadmium				
Calcium				
Chromium				
Cobalt				
Copper				
Iron				
Lead				
Lithium				
Magnesium				
Manganese				
Molybdenum				
Nickel				
Phosphorus				
Potassium				
Selenium				
Silicon				
Silver				
Sodium				
Strontium				
Thallium				
Tin				
Titanium				
Uranium				
Vanadium				
Zinc				

Associated samples MP43918: DA76631-1B, DA76631-2B, DA76631-3B, DA76631-4B, DA76631-5B, DA76631-6B, DA76631-7B, DA76631-8B, DA76631-9B, DA76631-10B, DA76631-11B, DA76631-12B, DA76631-13B, DA76631-14B, DA76631-15B, DA76631-16B, DA76631-17B, DA76631-18B, DA76631-19B

8.1.3
8

SPIKE BLANK AND LAB CONTROL SAMPLE SUMMARY

Login Number: DA76631
Account: CHEVRCOG - Chevron USA, Inc.
Project: TASMCOA: Hanscome K11-1

QC Batch ID: MP43918
Matrix Type: AQUEOUS

Methods: SW846 6010C
Units: ug/l

Prep Date: 10/28/25

Metal	BSP Result	Spikelot ICPALL6	% Rec	QC Limits
-------	---------------	---------------------	-------	--------------

Results < IDL are shown as zero for calculation purposes
(*) Outside of QC limits
(anr) Analyte not requested

8.1.3
8

SERIAL DILUTION RESULTS SUMMARY

Login Number: DA76631
 Account: CHEVRCOG - Chevron USA, Inc.
 Project: TASMCOA: Hanscome K11-1

QC Batch ID: MP43918
 Matrix Type: AQUEOUS

Methods: SW846 6010C
 Units: ug/l

Prep Date: 10/28/25

Metal	DA76631-19B Original	SDL 1:1	%DIF	QC Limits
Aluminum				
Antimony				
Arsenic				
Barium				
Beryllium				
Boron	100	98.5	1.7	0-10
Cadmium				
Calcium				
Chromium				
Cobalt				
Copper				
Iron				
Lead				
Lithium				
Magnesium				
Manganese				
Molybdenum				
Nickel				
Phosphorus				
Potassium				
Selenium				
Silicon				
Silver				
Sodium				
Strontium				
Thallium				
Tin				
Titanium				
Uranium				
Vanadium				
Zinc				

Associated samples MP43918: DA76631-1B, DA76631-2B, DA76631-3B, DA76631-4B, DA76631-5B, DA76631-6B, DA76631-7B, DA76631-8B, DA76631-9B, DA76631-10B, DA76631-11B, DA76631-12B, DA76631-13B, DA76631-14B, DA76631-15B, DA76631-16B, DA76631-17B, DA76631-18B, DA76631-19B

8.1.4
8

SERIAL DILUTION RESULTS SUMMARY

Login Number: DA76631
Account: CHEVRCOG - Chevron USA, Inc.
Project: TASMCOA: Hanscome K11-1

QC Batch ID: MP43918
Matrix Type: AQUEOUS

Methods: SW846 6010C
Units: ug/l

Prep Date: 10/28/25

Metal	DA76631-19B Original SDL 1:1	%DIF	QC Limits
-------	---------------------------------	------	--------------

Results < IDL are shown as zero for calculation purposes
(*) Outside of QC limits
(anr) Analyte not requested

BLANK RESULTS SUMMARY
Part 2 - Method Blanks

Login Number: DA76631
Account: CHEVRCOG - Chevron USA, Inc.
Project: TASMCOA: Hanscome K11-1

QC Batch ID: MP43919
Matrix Type: SOLID

Methods: SW846 6020B
Units: mg/kg

Prep Date: 10/27/25

Metal	RL	IDL	MDL	MB raw	final
Aluminum	50	.52	5		
Antimony	0.40	.01	.05		
Arsenic	0.20	.05	.05	0.022	<0.20
Barium	2.0	.096	.24	0.084	<2.0
Beryllium	0.20	.077	.04		
Boron	40	18	10		
Cadmium	0.10	.03	.04	0.0099	<0.10
Calcium	400	25	30		
Chromium	2.0	.087	.6		
Cobalt	0.20	.04	.025		
Copper	2.0	.05	.25	-0.021	<2.0
Iron	20	1.6	15		
Lead	0.50	.094	.2	0.034	<0.50
Magnesium	100	10	10		
Manganese	1.0	.079	.2		
Molybdenum	1.0	.037	.27		
Nickel	2.0	.098	.2	-0.019	<2.0
Phosphorus	60	7.6	25		
Potassium	200	2	25		
Selenium	0.20	.05	.05	-0.0061	<0.20
Silver	0.10	.0081	.03	0.0020	<0.10
Sodium	500	10	30		
Strontium	20	.1	1		
Thallium	0.20	.032	.04		
Tin	10	.22	4		
Titanium	2.0	.05	.3		
Uranium	0.20	.015	.1		
Vanadium	1.0	.14	.2		
Zinc	10	.05	1	0.14	<10

Associated samples MP43919: DA76631-1C, DA76631-2C, DA76631-3C, DA76631-4C, DA76631-5C, DA76631-6C, DA76631-7C, DA76631-8C, DA76631-9C, DA76631-10C, DA76631-11C, DA76631-12C, DA76631-13C, DA76631-14C, DA76631-15C, DA76631-16C, DA76631-17C, DA76631-18C, DA76631-19C

Results < IDL are shown as zero for calculation purposes
(*) Outside of QC limits
(anr) Analyte not requested

MATRIX SPIKE AND DUPLICATE RESULTS SUMMARY

Login Number: DA76631
 Account: CHEVRCOG - Chevron USA, Inc.
 Project: TASMCOA: Hanscome K11-1

QC Batch ID: MP43919
 Matrix Type: SOLID

Methods: SW846 6020B
 Units: mg/kg

Prep Date: 10/27/25

Metal	DA76631-19C Original MS		Spike/lot ICPMS6 % Rec		QC Limits
Aluminum					
Antimony					
Arsenic	3.8	74.1	78.8	89.2	75-125
Barium	152	330	158	112.9	75-125
Beryllium					
Boron					
Cadmium	0.29	40.3	39.4	101.5	75-125
Calcium					
Chromium					
Cobalt					
Copper	19.5	56.8	39.4	94.7	75-125
Iron					
Lead	14.2	93.7	78.8	100.9	75-125
Magnesium					
Manganese					
Molybdenum					
Nickel	14.4	51.4	39.4	93.9	75-125
Phosphorus					
Potassium					
Selenium	1.1	70.4	78.8	87.9	75-125
Silver	0.076	16.0	15.8	101.0	75-125
Sodium					
Strontium					
Thallium					
Tin					
Titanium					
Uranium					
Vanadium					
Zinc	71.2	113	39.4	106.1	75-125

Associated samples MP43919: DA76631-1C, DA76631-2C, DA76631-3C, DA76631-4C, DA76631-5C, DA76631-6C, DA76631-7C, DA76631-8C, DA76631-9C, DA76631-10C, DA76631-11C, DA76631-12C, DA76631-13C, DA76631-14C, DA76631-15C, DA76631-16C, DA76631-17C, DA76631-18C, DA76631-19C

Results < IDL are shown as zero for calculation purposes
 (*) Outside of QC limits
 (N) Matrix Spike Rec. outside of QC limits
 (anr) Analyte not requested

8.2.2
8

MATRIX SPIKE AND DUPLICATE RESULTS SUMMARY

Login Number: DA76631
 Account: CHEVRCOG - Chevron USA, Inc.
 Project: TASMCOA: Hanscome K11-1

QC Batch ID: MP43919
 Matrix Type: SOLID

Methods: SW846 6020B
 Units: mg/kg

Prep Date: 10/27/25

Metal	DA76631-19C Original MSD		SpikeLot ICPMS6 % Rec		MSD RPD	QC Limit
Aluminum						
Antimony						
Arsenic	3.8	92.3	96.8	91.4	21.9 (a)	20
Barium	152	365	194	110.0	10.1	20
Beryllium						
Boron						
Cadmium	0.29	49.9	48.4	102.5	21.3 (a)	20
Calcium						
Chromium						
Cobalt						
Copper	19.5	65.8	48.4	95.6	14.7	20
Iron						
Lead	14.2	112	96.8	101.0	17.8	20
Magnesium						
Manganese						
Molybdenum						
Nickel	14.4	59.7	48.4	93.6	14.9	20
Phosphorus						
Potassium						
Selenium	1.1	90.0	96.8	91.8	24.4 (a)	20
Silver	0.076	19.9	19.4	102.4	21.7 (a)	20
Sodium						
Strontium						
Thallium						
Tin						
Titanium						
Uranium						
Vanadium						
Zinc	71.2	119	48.4	98.7	5.2	20

Associated samples MP43919: DA76631-1C, DA76631-2C, DA76631-3C, DA76631-4C, DA76631-5C, DA76631-6C, DA76631-7C, DA76631-8C, DA76631-9C, DA76631-10C, DA76631-11C, DA76631-12C, DA76631-13C, DA76631-14C, DA76631-15C, DA76631-16C, DA76631-17C, DA76631-18C, DA76631-19C

Results < IDL are shown as zero for calculation purposes
 (*) Outside of QC limits
 (N) Matrix Spike Rec. outside of QC limits
 (anr) Analyte not requested

8.2.2
8

MATRIX SPIKE AND DUPLICATE RESULTS SUMMARY

Login Number: DA76631
Account: CHEVRCOG - Chevron USA, Inc.
Project: TASMCOA: Hanscome K11-1


QC Batch ID: MP43919
Matrix Type: SOLID

Methods: SW846 6020B
Units: mg/kg

Prep Date: 10/27/25

Metal	DA76631-19C Original MSD	SpikeLot ICPMS6	% Rec	MSD RPD	QC Limit
-------	-----------------------------	--------------------	-------	------------	-------------

(a) High RPD due to possible sample nonhomogeneity.



8.2.2
8

SPIKE BLANK AND LAB CONTROL SAMPLE SUMMARY

Login Number: DA76631
 Account: CHEVRCOG - Chevron USA, Inc.
 Project: TASMCOA: Hanscome K11-1

QC Batch ID: MP43919
 Matrix Type: SOLID

Methods: SW846 6020B
 Units: mg/kg

Prep Date: 10/27/25

Metal	BSP Result	Spikelot ICPMS6	% Rec	QC Limits
Aluminum				
Antimony				
Arsenic	101	100	101.0	80-120
Barium	197	200	98.5	80-120
Beryllium				
Boron				
Cadmium	52.0	50	104.0	80-120
Calcium				
Chromium				
Cobalt				
Copper	51.9	50	103.8	80-120
Iron				
Lead	104	100	104.0	80-120
Magnesium				
Manganese				
Molybdenum				
Nickel	51.1	50	102.2	80-120
Phosphorus				
Potassium				
Selenium	102	100	102.0	80-120
Silver	20.7	20	103.5	80-120
Sodium				
Strontium				
Thallium				
Tin				
Titanium				
Uranium				
Vanadium				
Zinc	50.3	50	100.6	80-120

Associated samples MP43919: DA76631-1C, DA76631-2C, DA76631-3C, DA76631-4C, DA76631-5C, DA76631-6C, DA76631-7C, DA76631-8C, DA76631-9C, DA76631-10C, DA76631-11C, DA76631-12C, DA76631-13C, DA76631-14C, DA76631-15C, DA76631-16C, DA76631-17C, DA76631-18C, DA76631-19C

Results < IDL are shown as zero for calculation purposes
 (*) Outside of QC limits
 (anr) Analyte not requested

8.2.3
8

SERIAL DILUTION RESULTS SUMMARY

Login Number: DA76631
 Account: CHEVRCOG - Chevron USA, Inc.
 Project: TASMCOA: Hanscome K11-1

QC Batch ID: MP43919
 Matrix Type: SOLID

Methods: SW846 6020B
 Units: ug/l

Prep Date: 10/27/25

Metal	DA76631-19C Original SDL 10:50%DIF		QC Limits
Aluminum			
Antimony			
Arsenic	37.2	41.3	11.2 0-20
Barium	1500	1470	1.8 0-20
Beryllium			
Boron			
Cadmium	2.82	2.70	4.2 0-20
Calcium			
Chromium			
Cobalt			
Copper	192	195	1.4 0-20
Iron			
Lead	140	131	6.5 0-20
Magnesium			
Manganese			
Molybdenum			
Nickel	142	144	1.3 0-20
Phosphorus			
Potassium			
Selenium	10.4	8.81	15.6 0-20
Silver	0.750	0.750	0.0 0-20
Sodium			
Strontium			
Thallium			
Tin			
Titanium			
Uranium			
Vanadium			
Zinc	702	714	1.7 0-20

Associated samples MP43919: DA76631-1C, DA76631-2C, DA76631-3C, DA76631-4C, DA76631-5C, DA76631-6C, DA76631-7C, DA76631-8C, DA76631-9C, DA76631-10C, DA76631-11C, DA76631-12C, DA76631-13C, DA76631-14C, DA76631-15C, DA76631-16C, DA76631-17C, DA76631-18C, DA76631-19C

Results < IDL are shown as zero for calculation purposes
 (*) Outside of QC limits
 (anr) Analyte not requested

BLANK RESULTS SUMMARY
Part 2 - Method Blanks

Login Number: DA76631
Account: CHEVRCOG - Chevron USA, Inc.
Project: TASMCOA: Hanscome K11-1

QC Batch ID: MP43920
Matrix Type: AQUEOUS

Methods: SW846 6010C
Units: ug/l

Prep Date: 10/28/25

Metal	RL	IDL	MDL	MB raw	final
Aluminum	500	9.9	75		
Antimony	150	30	34		
Arsenic	130	11	23		
Barium	50	.95	6.5		
Beryllium	50	.5	6.5		
Boron	250	6.3	32	15.0	<250
Cadmium	50	1.1	6.5		
Calcium	2000	28	250		
Chromium	50	3.4	6.5		
Cobalt	25	4.1	3.2		
Copper	50	2.5	6.5		
Iron	350	9.3	60		
Lead	250	21	32		
Lithium	25	10	6.5		
Magnesium	1000	35	130		
Manganese	25	.85	3.2		
Molybdenum	50	13	14		
Nickel	150	5.7	19		
Phosphorus	500	58	80		
Potassium	5000	180	630		
Selenium	250	46	110		
Silicon	1000	210	750		
Silver	150	2.8	19		
Sodium	2000	43	250		
Strontium	25	.5	3.2		
Thallium	50	30	22		
Tin	300	17	260		
Titanium	50	2.2	6.5		
Uranium	250	57	43		
Vanadium	50	5.2	6.5		
Zinc	150	3.4	19		

Associated samples MP43920: DA76631-20B, DA76631-21B, DA76631-22B, DA76631-23B

Results < IDL are shown as zero for calculation purposes
(*) Outside of QC limits

BLANK RESULTS SUMMARY
Part 2 - Method Blanks

Login Number: DA76631
Account: CHEVRCOG - Chevron USA, Inc.
Project: TASMCOA: Hanscome K11-1


QC Batch ID: MP43920
Matrix Type: AQUEOUS

Methods: SW846 6010C
Units: ug/l

Prep Date: 10/28/25

Metal	RL	IDL	MDL	MB raw	final
-------	----	-----	-----	-----------	-------

(anr) Analyte not requested



8.3.1
8

MATRIX SPIKE AND DUPLICATE RESULTS SUMMARY

Login Number: DA76631
 Account: CHEVRCOG - Chevron USA, Inc.
 Project: TASMCOA: Hanscome K11-1

QC Batch ID: MP43920
 Matrix Type: AQUEOUS

Methods: SW846 6010C
 Units: ug/l

Prep Date: 10/28/25 10/28/25

Metal	DA76635-2B Original	DUP	RPD	QC Limits	DA76635-2B Original MS	Spikelot ICPAL6	% Rec	QC Limits
Aluminum								
Antimony								
Arsenic								
Barium								
Beryllium								
Boron	138	97.0	34.9 (a)	0-20	138	11000	10000	108.6 75-125
Cadmium								
Calcium								
Chromium								
Cobalt								
Copper								
Iron								
Lead								
Lithium								
Magnesium								
Manganese								
Molybdenum								
Nickel								
Phosphorus								
Potassium								
Selenium								
Silicon								
Silver								
Sodium								
Strontium								
Thallium								
Tin								
Titanium								
Uranium								
Vanadium								
Zinc								

Associated samples MP43920: DA76631-20B, DA76631-21B, DA76631-22B, DA76631-23B

Results < IDL are shown as zero for calculation purposes
 (*) Outside of QC limits

8.3.2
8

MATRIX SPIKE AND DUPLICATE RESULTS SUMMARY

Login Number: DA76631
 Account: CHEVRCOG - Chevron USA, Inc.
 Project: TASMCOA: Hanscome K11-1

QC Batch ID: MP43920
 Matrix Type: AQUEOUS

Methods: SW846 6010C
 Units: ug/l

Prep Date: 10/28/25 10/28/25

Metal	DA76635-2B Original DUP	RPD	QC Limits	DA76635-2B Original MS	Spikelot ICPALL6	% Rec	QC Limits
-------	----------------------------	-----	--------------	---------------------------	---------------------	-------	--------------

(N) Matrix Spike Rec. outside of QC limits
 (anr) Analyte not requested
 (a) RPD acceptable due to low duplicate and sample concentrations.

8.3.2
 8

SPIKE BLANK AND LAB CONTROL SAMPLE SUMMARY

Login Number: DA76631
 Account: CHEVRCOG - Chevron USA, Inc.
 Project: TASMCOA: Hanscome K11-1

QC Batch ID: MP43920
 Matrix Type: AQUEOUS

Methods: SW846 6010C
 Units: ug/l

Prep Date: 10/28/25

Metal	BSP Result	Spikelot ICPALL6	% Rec	QC Limits
Aluminum				
Antimony				
Arsenic				
Barium				
Beryllium				
Boron	9210	10000	92.1	80-120
Cadmium				
Calcium				
Chromium				
Cobalt				
Copper				
Iron				
Lead				
Lithium				
Magnesium				
Manganese				
Molybdenum				
Nickel				
Phosphorus				
Potassium				
Selenium				
Silicon				
Silver				
Sodium				
Strontium				
Thallium				
Tin				
Titanium				
Uranium				
Vanadium				
Zinc				

Associated samples MP43920: DA76631-20B, DA76631-21B, DA76631-22B, DA76631-23B

Results < IDL are shown as zero for calculation purposes
 (*) Outside of QC limits

8.3.3
8

SPIKE BLANK AND LAB CONTROL SAMPLE SUMMARY

Login Number: DA76631
Account: CHEVRCOG - Chevron USA, Inc.
Project: TASMCOA: Hanscome K11-1


QC Batch ID: MP43920
Matrix Type: AQUEOUS

Methods: SW846 6010C
Units: ug/l

Prep Date: 10/28/25

Metal	BSP Result	Spikelot ICPALL6	% Rec	QC Limits
-------	---------------	---------------------	-------	--------------

(anr) Analyte not requested



8.3.3
8

SERIAL DILUTION RESULTS SUMMARY

Login Number: DA76631
 Account: CHEVRCOG - Chevron USA, Inc.
 Project: TASMCOA: Hanscome K11-1

QC Batch ID: MP43920
 Matrix Type: AQUEOUS

Methods: SW846 6010C
 Units: ug/l

Prep Date: 10/28/25

Metal	DA76635-2B Original SDL 1:1	%DIF	QC Limits
Aluminum			
Antimony			
Arsenic			
Barium			
Beryllium			
Boron	27.6	26.7	3.3 0-10
Cadmium			
Calcium			
Chromium			
Cobalt			
Copper			
Iron			
Lead			
Lithium			
Magnesium			
Manganese			
Molybdenum			
Nickel			
Phosphorus			
Potassium			
Selenium			
Silicon			
Silver			
Sodium			
Strontium			
Thallium			
Tin			
Titanium			
Uranium			
Vanadium			
Zinc			

Associated samples MP43920: DA76631-20B, DA76631-21B, DA76631-22B, DA76631-23B

Results < IDL are shown as zero for calculation purposes
 (*) Outside of QC limits

8.3.4
8

SERIAL DILUTION RESULTS SUMMARY

Login Number: DA76631
Account: CHEVRCOG - Chevron USA, Inc.
Project: TASMCOA: Hanscome K11-1


QC Batch ID: MP43920
Matrix Type: AQUEOUS

Methods: SW846 6010C
Units: ug/l

Prep Date: 10/28/25

Metal	DA76635-2B Original SDL 1:1	%DIF	QC Limits
-------	--------------------------------	------	--------------

(anr) Analyte not requested



BLANK RESULTS SUMMARY
Part 2 - Method Blanks

Login Number: DA76631
Account: CHEVRCOG - Chevron USA, Inc.
Project: TASMCOA: Hanscome K11-1

QC Batch ID: MP43921
Matrix Type: SOLID

Methods: SW846 6020B
Units: mg/kg

Prep Date: 10/27/25

Metal	RL	IDL	MDL	MB raw	final
Aluminum	50	.52	5		
Antimony	0.40	.01	.05		
Arsenic	0.20	.05	.05	0.018	<0.20
Barium	2.0	.096	.24	0.070	<2.0
Beryllium	0.20	.077	.04		
Boron	40	18	10		
Cadmium	0.10	.03	.04	0.011	<0.10
Calcium	400	25	30		
Chromium	2.0	.087	.6		
Cobalt	0.20	.04	.025		
Copper	2.0	.05	.25	0.011	<2.0
Iron	20	1.6	15		
Lead	0.50	.094	.2	0.018	<0.50
Magnesium	100	10	10		
Manganese	1.0	.079	.2		
Molybdenum	1.0	.037	.27		
Nickel	2.0	.098	.2	-0.018	<2.0
Phosphorus	60	7.6	25		
Potassium	200	2	25		
Selenium	0.20	.05	.05	0.0012	<0.20
Silver	0.10	.0081	.03	0.0028	<0.10
Sodium	500	10	30		
Strontium	20	.1	1		
Thallium	0.20	.032	.04		
Tin	10	.22	4		
Titanium	2.0	.05	.3		
Uranium	0.20	.015	.1		
Vanadium	1.0	.14	.2		
Zinc	10	.05	1	0.18	<10

Associated samples MP43921: DA76631-20C, DA76631-21C, DA76631-22C, DA76631-23C

Results < IDL are shown as zero for calculation purposes
(*) Outside of QC limits
(anr) Analyte not requested

MATRIX SPIKE AND DUPLICATE RESULTS SUMMARY

Login Number: DA76631
 Account: CHEVRCOG - Chevron USA, Inc.
 Project: TASMCOA: Hanscome K11-1

QC Batch ID: MP43921
 Matrix Type: SOLID

Methods: SW846 6020B
 Units: mg/kg

Prep Date: 10/27/25

Metal	DA76631-20C Original MS		SpikeLot ICPMS6	% Rec	QC Limits
Aluminum					
Antimony					
Arsenic	3.6	124	126	95.3	75-125
Barium	180	443	253	104.1	75-125
Beryllium					
Boron					
Cadmium	0.23	65.1	63.1	102.7	75-125
Calcium					
Chromium					
Cobalt					
Copper	18.0	78.8	63.1	96.3	75-125
Iron					
Lead	14.4	142	126	101.0	75-125
Magnesium					
Manganese					
Molybdenum					
Nickel	13.6	74.0	63.1	95.6	75-125
Phosphorus					
Potassium					
Selenium	2.8	123	126	95.2	75-125
Silver	0.077	25.8	25.3	101.8	75-125
Sodium					
Strontium					
Thallium					
Tin					
Titanium					
Uranium					
Vanadium					
Zinc	70.7	136	63.1	103.4	75-125

Associated samples MP43921: DA76631-20C, DA76631-21C, DA76631-22C, DA76631-23C

Results < IDL are shown as zero for calculation purposes
 (*) Outside of QC limits
 (N) Matrix Spike Rec. outside of QC limits
 (anr) Analyte not requested

8.4.2
8

MATRIX SPIKE AND DUPLICATE RESULTS SUMMARY

Login Number: DA76631
 Account: CHEVRCOG - Chevron USA, Inc.
 Project: TASMCOA: Hanscome K11-1

QC Batch ID: MP43921
 Matrix Type: SOLID

Methods: SW846 6020B
 Units: mg/kg

Prep Date: 10/27/25

Metal	DA76631-20C Original MSD		SpikeLot ICPMS6 % Rec		MSD RPD	QC Limit
Aluminum						
Antimony						
Arsenic	3.6	109	114	92.6	12.9	20
Barium	180	399	228	96.3	10.5	20
Beryllium						
Boron						
Cadmium	0.23	58.0	56.9	101.6	11.5	20
Calcium						
Chromium						
Cobalt						
Copper	18.0	70.1	56.9	91.6	11.7	20
Iron						
Lead	14.4	129	114	100.7	9.6	20
Magnesium						
Manganese						
Molybdenum						
Nickel	13.6	67.4	56.9	94.6	9.3	20
Phosphorus						
Potassium						
Selenium	2.8	110	114	94.2	11.2	20
Silver	0.077	23.2	22.8	101.6	10.6	20
Sodium						
Strontium						
Thallium						
Tin						
Titanium						
Uranium						
Vanadium						
Zinc	70.7	131	56.9	106.0	3.7	20

Associated samples MP43921: DA76631-20C, DA76631-21C, DA76631-22C, DA76631-23C

Results < IDL are shown as zero for calculation purposes
 (*) Outside of QC limits
 (N) Matrix Spike Rec. outside of QC limits
 (anr) Analyte not requested

8.4.2
8

SPIKE BLANK AND LAB CONTROL SAMPLE SUMMARY

Login Number: DA76631
 Account: CHEVRCOG - Chevron USA, Inc.
 Project: TASMCOA: Hanscome K11-1

QC Batch ID: MP43921
 Matrix Type: SOLID

Methods: SW846 6020B
 Units: mg/kg

Prep Date: 10/27/25

Metal	BSP Result	Spikelot ICPMS6	% Rec	QC Limits
Aluminum				
Antimony				
Arsenic	100	100	100.0	80-120
Barium	198	200	99.0	80-120
Beryllium				
Boron				
Cadmium	51.5	50	103.0	80-120
Calcium				
Chromium				
Cobalt				
Copper	51.5	50	103.0	80-120
Iron				
Lead	102	100	102.0	80-120
Magnesium				
Manganese				
Molybdenum				
Nickel	51.2	50	102.4	80-120
Phosphorus				
Potassium				
Selenium	100	100	100.0	80-120
Silver	20.5	20	102.5	80-120
Sodium				
Strontium				
Thallium				
Tin				
Titanium				
Uranium				
Vanadium				
Zinc	49.9	50	99.8	80-120

Associated samples MP43921: DA76631-20C, DA76631-21C, DA76631-22C, DA76631-23C

Results < IDL are shown as zero for calculation purposes
 (*) Outside of QC limits
 (anr) Analyte not requested

8.4.3
8

SERIAL DILUTION RESULTS SUMMARY

Login Number: DA76631
 Account: CHEVRCOG - Chevron USA, Inc.
 Project: TASMCOA: Hanscome K11-1

QC Batch ID: MP43921
 Matrix Type: SOLID

Methods: SW846 6020B
 Units: ug/l

Prep Date: 10/27/25

Metal	DA76631-20C		QC	
	Original	SDL 10:50%DIF		Limits
Aluminum				
Antimony				
Arsenic	29.9	28.6	4.4	0-20
Barium	1470	1470	0.0	0-20
Beryllium				
Boron				
Cadmium	1.92	1.64	14.6	0-20
Calcium				
Chromium				
Cobalt				
Copper	147	151	2.4	0-20
Iron				
Lead	118	116	1.8	0-20
Magnesium				
Manganese				
Molybdenum				
Nickel	112	112	0.1	0-20
Phosphorus				
Potassium				
Selenium	23.3	24.9	6.6	0-20
Silver	0.629	0.723	14.8	0-20
Sodium				
Strontium				
Thallium				
Tin				
Titanium				
Uranium				
Vanadium				
Zinc	579	596	2.9	0-20

Associated samples MP43921: DA76631-20C, DA76631-21C, DA76631-22C, DA76631-23C

Results < IDL are shown as zero for calculation purposes
 (*) Outside of QC limits
 (anr) Analyte not requested

8.4.4
 8

BLANK RESULTS SUMMARY
Part 2 - Method Blanks

Login Number: DA76631
Account: CHEVRCOG - Chevron USA, Inc.
Project: TASMCOA: Hanscome K11-1

QC Batch ID: MP43956
Matrix Type: AQUEOUS

Methods: SW846 6010C
Units: ug/l

Prep Date: 10/28/25

Metal	RL	IDL	MDL	MB raw	final
Aluminum	1500	30	230		
Antimony	450	90	100		
Arsenic	380	34	69		
Barium	150	2.9	20		
Beryllium	150	1.5	20		
Boron	750	19	95		
Cadmium	150	3.2	20		
Calcium	6000	84	750	197	<6000
Chromium	150	10	20		
Cobalt	75	12	9.5		
Copper	150	7.4	20		
Iron	1100	28	180		
Lead	750	63	95		
Lithium	75	30	20		
Magnesium	3000	110	380	131	<3000
Manganese	75	2.6	9.5		
Molybdenum	150	38	42		
Nickel	450	17	57		
Phosphorus	1500	170	240		
Potassium	15000	540	1900		
Selenium	750	140	320		
Silicon	3000	620	2300		
Silver	450	8.4	57		
Sodium	6000	130	750	-71	<6000
Strontium	75	1.5	9.5		
Thallium	150	91	65		
Tin	900	51	770		
Titanium	150	6.5	20		
Uranium	750	170	130		
Vanadium	150	15	20		
Zinc	450	10	57		

Associated samples MP43956: DA76631-1A, DA76631-2A, DA76631-3A, DA76631-4A, DA76631-5A, DA76631-6A, DA76631-7A, DA76631-8A, DA76631-9A, DA76631-10A

Results < IDL are shown as zero for calculation purposes

BLANK RESULTS SUMMARY
Part 2 - Method Blanks

Login Number: DA76631
Account: CHEVRCOG - Chevron USA, Inc.
Project: TASMCOA: Hanscome K11-1


QC Batch ID: MP43956
Matrix Type: AQUEOUS

Methods: SW846 6010C
Units: ug/l

Prep Date: 10/28/25

Metal	RL	IDL	MDL	MB raw	final
-------	----	-----	-----	-----------	-------

(*) Outside of QC limits
(anr) Analyte not requested



8.5.1
8

MATRIX SPIKE AND DUPLICATE RESULTS SUMMARY

Login Number: DA76631
 Account: CHEVRCOG - Chevron USA, Inc.
 Project: TASMCOA: Hanscome K11-1

QC Batch ID: MP43956
 Matrix Type: AQUEOUS

Methods: SW846 6010C
 Units: ug/l

Prep Date: 10/28/25

Metal	DA76629-4A Original MS	Spikelot ICPAL6	% Rec	QC Limits	
Aluminum					
Antimony					
Arsenic					
Barium					
Beryllium					
Boron					
Cadmium					
Calcium	12100	383000	375000	98.9	75-125
Chromium					
Cobalt					
Copper					
Iron					
Lead					
Lithium					
Magnesium	31900	415000	375000	102.2	75-125
Manganese					
Molybdenum					
Nickel					
Phosphorus					
Potassium					
Selenium					
Silicon					
Silver					
Sodium	152000	521000	375000	98.4	75-125
Strontium					
Thallium					
Tin					
Titanium					
Uranium					
Vanadium					
Zinc					

Associated samples MP43956: DA76631-1A, DA76631-2A, DA76631-3A, DA76631-4A, DA76631-5A, DA76631-6A, DA76631-7A, DA76631-8A, DA76631-9A, DA76631-10A

Results < IDL are shown as zero for calculation purposes

8.5.2
8

MATRIX SPIKE AND DUPLICATE RESULTS SUMMARY

Login Number: DA76631
Account: CHEVRCOG - Chevron USA, Inc.
Project: TASMCOA: Hanscome K11-1


QC Batch ID: MP43956
Matrix Type: AQUEOUS

Methods: SW846 6010C
Units: ug/l

Prep Date: 10/28/25

Metal	DA76629-4A Original MS	SpikeLot ICPAL6	% Rec	QC Limits
-------	---------------------------	--------------------	-------	--------------

(*) Outside of QC limits
(N) Matrix Spike Rec. outside of QC limits
(anr) Analyte not requested



8.5.2
8

MATRIX SPIKE AND DUPLICATE RESULTS SUMMARY

Login Number: DA76631
 Account: CHEVRCOG - Chevron USA, Inc.
 Project: TASMCOA: Hanscome K11-1

QC Batch ID: MP43956
 Matrix Type: AQUEOUS

Methods: SW846 6010C
 Units: ug/l

Prep Date: 10/28/25

Metal	DA76629-4A Original MSD	Spikelot ICPAL6	% Rec	MSD RPD	QC Limit	
Aluminum						
Antimony						
Arsenic						
Barium						
Beryllium						
Boron						
Cadmium						
Calcium	12100	385000	375000	99.4	0.5	20
Chromium						
Cobalt						
Copper						
Iron						
Lead						
Lithium						
Magnesium	31900	417000	375000	102.7	0.5	20
Manganese						
Molybdenum						
Nickel						
Phosphorus						
Potassium						
Selenium						
Silicon						
Silver						
Sodium	152000	522000	375000	98.7	0.2	20
Strontium						
Thallium						
Tin						
Titanium						
Uranium						
Vanadium						
Zinc						

Associated samples MP43956: DA76631-1A, DA76631-2A, DA76631-3A, DA76631-4A, DA76631-5A, DA76631-6A, DA76631-7A, DA76631-8A, DA76631-9A, DA76631-10A

Results < IDL are shown as zero for calculation purposes

8.5.2
8

MATRIX SPIKE AND DUPLICATE RESULTS SUMMARY

Login Number: DA76631
 Account: CHEVRCOG - Chevron USA, Inc.
 Project: TASMCOA: Hanscome K11-1


QC Batch ID: MP43956
 Matrix Type: AQUEOUS

Methods: SW846 6010C
 Units: ug/l

Prep Date: 10/28/25

Metal	DA76629-4A Original MSD	SpikeLot ICPAL6 % Rec	MSD RPD	QC Limit
-------	----------------------------	--------------------------	------------	-------------

(*) Outside of QC limits
 (N) Matrix Spike Rec. outside of QC limits
 (anr) Analyte not requested



8.5.2
8

SPIKE BLANK AND LAB CONTROL SAMPLE SUMMARY

Login Number: DA76631
 Account: CHEVRCOG - Chevron USA, Inc.
 Project: TASMCOA: Hanscome K11-1

QC Batch ID: MP43956
 Matrix Type: AQUEOUS

Methods: SW846 6010C
 Units: ug/l

Prep Date: 10/28/25

Metal	BSP Result	Spikelot ICPALL6	QC % Rec	QC Limits
Aluminum				
Antimony				
Arsenic				
Barium				
Beryllium				
Boron				
Cadmium				
Calcium	354000	375000	94.4	80-120
Chromium				
Cobalt				
Copper				
Iron				
Lead				
Lithium				
Magnesium	365000	375000	97.3	80-120
Manganese				
Molybdenum				
Nickel				
Phosphorus				
Potassium				
Selenium				
Silicon				
Silver				
Sodium	351000	375000	93.6	80-120
Strontium				
Thallium				
Tin				
Titanium				
Uranium				
Vanadium				
Zinc				

Associated samples MP43956: DA76631-1A, DA76631-2A, DA76631-3A, DA76631-4A, DA76631-5A, DA76631-6A, DA76631-7A, DA76631-8A, DA76631-9A, DA76631-10A

Results < IDL are shown as zero for calculation purposes

8.5.3
8

SPIKE BLANK AND LAB CONTROL SAMPLE SUMMARY

Login Number: DA76631
Account: CHEVRCOG - Chevron USA, Inc.
Project: TASMCOA: Hanscome K11-1


QC Batch ID: MP43956
Matrix Type: AQUEOUS

Methods: SW846 6010C
Units: ug/l

Prep Date: 10/28/25

Metal	BSP Result	Spikelot ICPALL6	% Rec	QC Limits
-------	---------------	---------------------	-------	--------------

(*) Outside of QC limits
(anr) Analyte not requested



8.5.3
8

SERIAL DILUTION RESULTS SUMMARY

Login Number: DA76631
 Account: CHEVRCOG - Chevron USA, Inc.
 Project: TASMCOA: Hanscome K11-1

QC Batch ID: MP43956
 Matrix Type: AQUEOUS

Methods: SW846 6010C
 Units: ug/l

Prep Date: 10/28/25

Metal	DA76629-4A Original	SDL 1:5	%DIF	QC Limits
Aluminum				
Antimony				
Arsenic				
Barium				
Beryllium				
Boron				
Cadmium				
Calcium	805	882	9.6	0-10
Chromium				
Cobalt				
Copper				
Iron				
Lead				
Lithium				
Magnesium	2130	2150	0.9	0-10
Manganese				
Molybdenum				
Nickel				
Phosphorus				
Potassium				
Selenium				
Silicon				
Silver				
Sodium	10100	10300	1.9	0-10
Strontium				
Thallium				
Tin				
Titanium				
Uranium				
Vanadium				
Zinc				

Associated samples MP43956: DA76631-1A, DA76631-2A, DA76631-3A, DA76631-4A, DA76631-5A, DA76631-6A, DA76631-7A, DA76631-8A, DA76631-9A, DA76631-10A

Results < IDL are shown as zero for calculation purposes

8.5.4
8

SERIAL DILUTION RESULTS SUMMARY

Login Number: DA76631
Account: CHEVRCOG - Chevron USA, Inc.
Project: TASMCOA: Hanscome K11-1

QC Batch ID: MP43956
Matrix Type: AQUEOUS

Methods: SW846 6010C
Units: ug/l

Prep Date: 10/28/25

Metal	DA76629-4A Original SDL 1:5	%DIF	QC Limits
-------	--------------------------------	------	--------------

(*) Outside of QC limits
(anr) Analyte not requested



8.5.4

8

BLANK RESULTS SUMMARY
Part 2 - Method Blanks

Login Number: DA76631
Account: CHEVRCOG - Chevron USA, Inc.
Project: TASMCOA: Hanscome K11-1

QC Batch ID: MP43957
Matrix Type: AQUEOUS

Methods: SW846 6010C
Units: ug/l

Prep Date: 10/28/25

Metal	RL	IDL	MDL	MB raw	final
Aluminum	1500	30	230		
Antimony	450	90	100		
Arsenic	380	34	69		
Barium	150	2.9	20		
Beryllium	150	1.5	20		
Boron	750	19	95		
Cadmium	150	3.2	20		
Calcium	6000	84	750	297	<6000
Chromium	150	10	20		
Cobalt	75	12	9.5		
Copper	150	7.4	20		
Iron	1100	28	180		
Lead	750	63	95		
Lithium	75	30	20		
Magnesium	3000	110	380	213	<3000
Manganese	75	2.6	9.5		
Molybdenum	150	38	42		
Nickel	450	17	57		
Phosphorus	1500	170	240		
Potassium	15000	540	1900		
Selenium	750	140	320		
Silicon	3000	620	2300		
Silver	450	8.4	57		
Sodium	6000	130	750	15.0	<6000
Strontium	75	1.5	9.5		
Thallium	150	91	65		
Tin	900	51	770		
Titanium	150	6.5	20		
Uranium	750	170	130		
Vanadium	150	15	20		
Zinc	450	10	57		

Associated samples MP43957: DA76631-11A, DA76631-12A, DA76631-13A, DA76631-14A, DA76631-15A, DA76631-16A, DA76631-17A, DA76631-18A, DA76631-19A, DA76631-20A, DA76631-21A, DA76631-22A, DA76631-23A

Results < IDL are shown as zero for calculation purposes

BLANK RESULTS SUMMARY
Part 2 - Method Blanks

Login Number: DA76631
Account: CHEVRCOG - Chevron USA, Inc.
Project: TASMCOA: Hanscome K11-1


QC Batch ID: MP43957
Matrix Type: AQUEOUS

Methods: SW846 6010C
Units: ug/l

Prep Date: 10/28/25

Metal	RL	IDL	MDL	MB raw	final
-------	----	-----	-----	-----------	-------

(*) Outside of QC limits
(anr) Analyte not requested



8.6.1
8

MATRIX SPIKE AND DUPLICATE RESULTS SUMMARY

Login Number: DA76631
 Account: CHEVRCOG - Chevron USA, Inc.
 Project: TASMCOA: Hanscome K11-1

QC Batch ID: MP43957
 Matrix Type: AQUEOUS

Methods: SW846 6010C
 Units: ug/l

Prep Date: 10/28/25

Metal	DA76631-11A Original MS	Spikelot ICPAL6	% Rec	QC Limits	
Aluminum					
Antimony					
Arsenic					
Barium					
Beryllium					
Boron					
Cadmium					
Calcium	170000	546000	375000	100.3	75-125
Chromium					
Cobalt					
Copper					
Iron					
Lead					
Lithium					
Magnesium	109000	499000	375000	104.0	75-125
Manganese					
Molybdenum					
Nickel					
Phosphorus					
Potassium					
Selenium					
Silicon					
Silver					
Sodium	384000	748000	375000	97.1	75-125
Strontium					
Thallium					
Tin					
Titanium					
Uranium					
Vanadium					
Zinc					

Associated samples MP43957: DA76631-11A, DA76631-12A, DA76631-13A, DA76631-14A, DA76631-15A, DA76631-16A, DA76631-17A, DA76631-18A, DA76631-19A, DA76631-20A, DA76631-21A, DA76631-22A, DA76631-23A

Results < IDL are shown as zero for calculation purposes

8.6.2
8

MATRIX SPIKE AND DUPLICATE RESULTS SUMMARY

Login Number: DA76631
Account: CHEVRCOG - Chevron USA, Inc.
Project: TASMCOA: Hanscome K11-1


QC Batch ID: MP43957
Matrix Type: AQUEOUS

Methods: SW846 6010C
Units: ug/l

Prep Date: 10/28/25

Metal	DA76631-11A Original MS	SpikeLot ICPAL6	% Rec	QC Limits
-------	----------------------------	--------------------	-------	--------------

(*) Outside of QC limits
(N) Matrix Spike Rec. outside of QC limits
(anr) Analyte not requested



8.6.2
8

MATRIX SPIKE AND DUPLICATE RESULTS SUMMARY

Login Number: DA76631
 Account: CHEVRCOG - Chevron USA, Inc.
 Project: TASMCOA: Hanscome K11-1

QC Batch ID: MP43957
 Matrix Type: AQUEOUS

Methods: SW846 6010C
 Units: ug/l

Prep Date: 10/28/25

Metal	DA76631-11A Original MSD	Spikelot ICPAL6	% Rec	MSD RPD	QC Limit	
Aluminum						
Antimony						
Arsenic						
Barium						
Beryllium						
Boron						
Cadmium						
Calcium	170000	541000	375000	98.9	0.9	20
Chromium						
Cobalt						
Copper						
Iron						
Lead						
Lithium						
Magnesium	109000	494000	375000	102.7	1.0	20
Manganese						
Molybdenum						
Nickel						
Phosphorus						
Potassium						
Selenium						
Silicon						
Silver						
Sodium	384000	732000	375000	92.8	2.2	20
Strontium						
Thallium						
Tin						
Titanium						
Uranium						
Vanadium						
Zinc						

Associated samples MP43957: DA76631-11A, DA76631-12A, DA76631-13A, DA76631-14A, DA76631-15A, DA76631-16A, DA76631-17A, DA76631-18A, DA76631-19A, DA76631-20A, DA76631-21A, DA76631-22A, DA76631-23A

Results < IDL are shown as zero for calculation purposes

8.6.2
8

MATRIX SPIKE AND DUPLICATE RESULTS SUMMARY

Login Number: DA76631
Account: CHEVRCOG - Chevron USA, Inc.
Project: TASMCOA: Hanscome K11-1


QC Batch ID: MP43957
Matrix Type: AQUEOUS

Methods: SW846 6010C
Units: ug/l

Prep Date: 10/28/25

Metal	DA76631-11A Original MSD	SpikeLot ICPAL6 % Rec	MSD RPD	QC Limit
-------	-----------------------------	--------------------------	------------	-------------

(*) Outside of QC limits
(N) Matrix Spike Rec. outside of QC limits
(anr) Analyte not requested



8.6.2
8

SPIKE BLANK AND LAB CONTROL SAMPLE SUMMARY

Login Number: DA76631
 Account: CHEVRCOG - Chevron USA, Inc.
 Project: TASMCOA: Hanscome K11-1

QC Batch ID: MP43957
 Matrix Type: AQUEOUS

Methods: SW846 6010C
 Units: ug/l

Prep Date: 10/28/25

Metal	BSP Result	Spikelot ICPALL6	% Rec	QC Limits
Aluminum				
Antimony				
Arsenic				
Barium				
Beryllium				
Boron				
Cadmium				
Calcium	374000	375000	99.7	80-120
Chromium				
Cobalt				
Copper				
Iron				
Lead				
Lithium				
Magnesium	386000	375000	102.9	80-120
Manganese				
Molybdenum				
Nickel				
Phosphorus				
Potassium				
Selenium				
Silicon				
Silver				
Sodium	374000	375000	99.7	80-120
Strontium				
Thallium				
Tin				
Titanium				
Uranium				
Vanadium				
Zinc				

Associated samples MP43957: DA76631-11A, DA76631-12A, DA76631-13A, DA76631-14A, DA76631-15A, DA76631-16A, DA76631-17A, DA76631-18A, DA76631-19A, DA76631-20A, DA76631-21A, DA76631-22A, DA76631-23A

Results < IDL are shown as zero for calculation purposes

8.63
8

SPIKE BLANK AND LAB CONTROL SAMPLE SUMMARY

Login Number: DA76631
Account: CHEVRCOG - Chevron USA, Inc.
Project: TASMCOA: Hanscome K11-1


QC Batch ID: MP43957
Matrix Type: AQUEOUS

Methods: SW846 6010C
Units: ug/l

Prep Date: 10/28/25

Metal	BSP Result	Spikelot ICPALL6	% Rec	QC Limits
-------	---------------	---------------------	-------	--------------

(*) Outside of QC limits
(anr) Analyte not requested



8.6.3
8

SERIAL DILUTION RESULTS SUMMARY

Login Number: DA76631
 Account: CHEVRCOG - Chevron USA, Inc.
 Project: TASMCOA: Hanscome K11-1

QC Batch ID: MP43957
 Matrix Type: AQUEOUS

Methods: SW846 6010C
 Units: ug/l

Prep Date: 10/28/25

Metal	DA76631-11A Original	SDL 1:5	%DIF	QC Limits
Aluminum				
Antimony				
Arsenic				
Barium				
Beryllium				
Boron				
Cadmium				
Calcium	11300	11500	1.4	0-10
Chromium				
Cobalt				
Copper				
Iron				
Lead				
Lithium				
Magnesium	7230	7350	1.6	0-10
Manganese				
Molybdenum				
Nickel				
Phosphorus				
Potassium				
Selenium				
Silicon				
Silver				
Sodium	25600	26100	2.0	0-10
Strontium				
Thallium				
Tin				
Titanium				
Uranium				
Vanadium				
Zinc				

Associated samples MP43957: DA76631-11A, DA76631-12A, DA76631-13A, DA76631-14A, DA76631-15A, DA76631-16A, DA76631-17A, DA76631-18A, DA76631-19A, DA76631-20A, DA76631-21A, DA76631-22A, DA76631-23A

Results < IDL are shown as zero for calculation purposes

8.6.4
8

SERIAL DILUTION RESULTS SUMMARY

Login Number: DA76631
Account: CHEVRCOG - Chevron USA, Inc.
Project: TASMCOA: Hanscome K11-1


QC Batch ID: MP43957
Matrix Type: AQUEOUS

Methods: SW846 6010C
Units: ug/l

Prep Date: 10/28/25

Metal	DA76631-11A	QC
	Original SDL 1:5 %DIF	Limits

(*) Outside of QC limits
(anr) Analyte not requested



8.6.4

8

General Chemistry

QC Data Summaries

Includes the following where applicable:

- Method Blank and Blank Spike Summaries
- Duplicate Summaries
- Matrix Spike Summaries

METHOD BLANK AND SPIKE RESULTS SUMMARY
GENERAL CHEMISTRY

Login Number: DA76631
Account: CHEVRCOG - Chevron USA, Inc.
Project: TASMCOA: Hanscome K11-1

Analyte	Batch ID	RL	MB Result	Units	Spike Amount	BSP Result	BSP %Recov	QC Limits
Specific Conductivity	GP39845/GN70229			mmhos/cm	1.409	1.4	96.5	90-110%
Specific Conductivity	GP39852/GN70237			mmhos/cm	1.409	1.4	99.1	90-110%

Associated Samples:

Batch GP39845: DA76631-1C, DA76631-2C, DA76631-3C, DA76631-4C, DA76631-5C, DA76631-6C, DA76631-7C, DA76631-8C, DA76631-9C
Batch GP39852: DA76631-10C, DA76631-11C, DA76631-12C, DA76631-13C, DA76631-14C, DA76631-15C, DA76631-16C, DA76631-17C, DA76631-18C, DA76631-19C, DA76631-20C, DA76631-21C, DA76631-22C, DA76631-23C

(*) Outside of QC limits

DUPLICATE RESULTS SUMMARY
GENERAL CHEMISTRY

Login Number: DA76631
Account: CHEVRCOG - Chevron USA, Inc.
Project: TASMCOA: Hanscome K11-1

Analyte	Batch ID	QC Sample	Units	Original Result	DUP Result	RPD	QC Limits
Specific Conductivity	GP39845/GN70229	DA76631-9C	mmhos/cm	2.1	2.0	3.7	0-20%
Specific Conductivity	GP39852/GN70237	DA76633-6C	mmhos/cm	0.38	0.37	2.7	0-20%
pH	GN70228	DA76699-1C	su	8.50	8.52	0.2	0-5%
pH	GN70236	DA76631-10C	su	7.81	7.82	0.1	0-5%

Associated Samples:

Batch GN70228: DA76631-1C, DA76631-2C, DA76631-3C, DA76631-4C, DA76631-5C, DA76631-6C, DA76631-7C, DA76631-8C, DA76631-9C
Batch GN70236: DA76631-10C, DA76631-11C, DA76631-12C, DA76631-13C, DA76631-14C, DA76631-15C, DA76631-16C, DA76631-17C, DA76631-18C, DA76631-19C, DA76631-20C, DA76631-21C, DA76631-22C, DA76631-23C

Batch GP39845: DA76631-1C, DA76631-2C, DA76631-3C, DA76631-4C, DA76631-5C, DA76631-6C, DA76631-7C, DA76631-8C, DA76631-9C

Batch GP39852: DA76631-10C, DA76631-11C, DA76631-12C, DA76631-13C, DA76631-14C, DA76631-15C, DA76631-16C, DA76631-17C, DA76631-18C, DA76631-19C, DA76631-20C, DA76631-21C, DA76631-22C, DA76631-23C

(*) Outside of QC limits

Misc. Forms

Custody Documents and Other Forms

(SGS Orlando, FL)

Includes the following where applicable:

- Chain of Custody

General Chemistry

QC Data Summaries

(SGS Orlando, FL)

Includes the following where applicable:

- Method Blank and Blank Spike Summaries
- Duplicate Summaries
- Matrix Spike Summaries



METHOD BLANK AND SPIKE RESULTS SUMMARY
GENERAL CHEMISTRY

Login Number: DA76631
Account: ALMS - SGS Wheat Ridge, CO
Project: CHEVRCOG: TASMCOA: Hanscome K11-1

Analyte	Batch ID	RL	MB Result	Units	Spike Amount	BSP Result	BSP %Recov	QC Limits
Chromium, Hexavalent	GP42162/GN2026	0.40	0.0	mg/kg	10.16	9.96	98.0	80-120%
Chromium, Hexavalent	GP42162/GN2026			mg/kg	659	594	90.1	80-120%
Chromium, Hexavalent	GP42163/GN2028	0.39	0.0	mg/kg	9.69	9.03	93.2	80-120%
Chromium, Hexavalent	GP42163/GN2028			mg/kg	792	710	89.7	80-120%

Associated Samples:

Batch GP42162: DA76631-1C, DA76631-2C, DA76631-3C, DA76631-4C, DA76631-5C

Batch GP42163: DA76631-6C, DA76631-7C, DA76631-8C, DA76631-9C, DA76631-10C, DA76631-11C, DA76631-12C, DA76631-13C, DA76631-14C, DA76631-15C, DA76631-16C, DA76631-17C, DA76631-18C, DA76631-19C, DA76631-20C, DA76631-21C, DA76631-22C, DA76631-23C

(*) Outside of QC limits

11.1
11

MATRIX SPIKE RESULTS SUMMARY
GENERAL CHEMISTRY

Login Number: DA76631
Account: ALMS - SGS Wheat Ridge, CO
Project: CHEVRCOG: TASMCOA: Hanscome K11-1

Analyte	Batch ID	QC Sample	Units	Original Result	Spike Amount	MS Result	%Rec	QC Limits
Chromium, Hexavalent	GP42162/GN2026	DA76627-1C	mg/kg	0.0	12.55	12.4	97.6	75-125%
Chromium, Hexavalent	GP42162/GN2026	DA76627-1C	mg/kg	0.0	681	829	121.8	75-125%
Chromium, Hexavalent	GP42163/GN2028	DA76631-6C	mg/kg	1.1	11.78	12.7	98.7	75-125%
Chromium, Hexavalent	GP42163/GN2028	DA76631-6C	mg/kg	1.1	12.66	13.9	101.3	75-125%
Chromium, Hexavalent	GP42163/GN2028	DA76631-6C	mg/kg	1.1	753	831	110.3	75-125%

Associated Samples:

Batch GP42162: DA76631-1C, DA76631-2C, DA76631-3C, DA76631-4C, DA76631-5C

Batch GP42163: DA76631-6C, DA76631-7C, DA76631-8C, DA76631-9C, DA76631-10C, DA76631-11C, DA76631-12C, DA76631-13C, DA76631-14C, DA76631-15C, DA76631-16C, DA76631-17C, DA76631-18C, DA76631-19C, DA76631-20C, DA76631-21C, DA76631-22C, DA76631-23C

(*) Outside of QC limits

(N) Matrix Spike Rec. outside of QC limits

MATRIX SPIKE DUPLICATE RESULTS SUMMARY
GENERAL CHEMISTRY

Login Number: DA76631
Account: ALMS - SGS Wheat Ridge, CO
Project: CHEVRCOG: TASMSOA: Hanscome K11-1

Analyte	Batch ID	QC Sample	Units	Original Result	Spike Amount	MSD Result	RPD	QC Limit
Chromium, Hexavalent	GP42162/GN2026	DA76627-1C	mg/kg	0.0	12.46	12.6	1.6	20%

Associated Samples:

Batch GP42162: DA76631-1C, DA76631-2C, DA76631-3C, DA76631-4C, DA76631-5C

(*) Outside of QC limits

(N) Matrix Spike Rec. outside of QC limits