

Chevron - CO

Sample Delivery Group: L1912470
Samples Received: 10/29/2025
Project Number: 0801694
Description: Chevron RBU / Volkens 2
Site: 123-12105
Report To: Nathan Champlin
2115 117th Avenue
Greeley, CO 80631

Entire Report Reviewed By:



Courtney Governor
Project Manager

Results relate only to the items tested or calibrated and are reported as rounded values. This test report shall not be reproduced, except in full, without written approval of the laboratory. Where applicable, sampling conducted by Pace Analytical National is performed per guidance provided in laboratory standard operating procedures ENV-SOP-MTJL-0067 and ENV-SOP-MTJL-0068. Where sampling conducted by the customer, results relate to the accuracy of the information provided, and as the samples are received.

Pace Analytical National

12065 Lebanon Rd Mount Juliet, TN 37122 615-758-5858 800-767-5859 mydata.pacelabs.com

TABLE OF CONTENTS

Cp: Cover Page	1
Tc: Table of Contents	2
Ss: Sample Summary	3
Cn: Case Narrative	5
Sr: Sample Results	6
25964-BG-01-SO-3-20251028 L1912470-01	6
25964-BG-02-SO-3-20251028 L1912470-02	7
25964-BG-03-SO-3-20251028 L1912470-03	8
25964-BG-03-SO-6-20251028 L1912470-04	9
25964-BG-04-SO-6-20251028 L1912470-05	10
25964-BG-05-SO-6-20251028 L1912470-06	11
Qc: Quality Control Summary	12
Total Solids by Method 2540 G-2011	12
Wet Chemistry by Method 7199	13
Wet Chemistry by Method 9045D (S-1.10)	15
Wet Chemistry by Method 9050AMod (S-1.20)	16
Metals (ICP) by Method 6010D (S-7.10)	17
Metals (ICPMS) by Method 6020B	18
Gl: Glossary of Terms	19
Al: Accreditations & Locations	20
Sc: Sample Chain of Custody	21



SAMPLE SUMMARY

25964-BG-01-SO-3-20251028 L1912470-01

Collected by BS/PC/CW/EA/RR/ER Collected date/time 10/28/25 11:20 Received date/time 10/29/25 09:00

Method	Batch	Dilution	Preparation date/time	Analysis date/time	Analyst	Location
Calculated Results	WG2631023	1	11/02/25 11:03	11/02/25 11:03	MAP	Mt. Juliet, TN
Total Solids by Method 2540 G-2011	WG2630343	1	10/30/25 10:39	10/30/25 10:47	MT	Mt. Juliet, TN
Wet Chemistry by Method 7199	WG2630605	1	10/30/25 11:07	11/04/25 14:56	DLH	Mt. Juliet, TN
Wet Chemistry by Method 9045D (S-1.10)	WG2632178	1	11/02/25 09:14	11/02/25 11:28	BJM	Mt. Juliet, TN
Wet Chemistry by Method 9050AMod (S-1.20)	WG2632197	1	11/02/25 09:05	11/02/25 14:55	BJM	Mt. Juliet, TN
Metals (ICP) by Method 6010D (S-7.10)	WG2631025	1	10/31/25 09:26	10/31/25 12:14	RLS	Mt. Juliet, TN
Metals (ICPMS) by Method 6020B	WG2630491	1.04	10/30/25 16:49	11/22/25 15:53	TMT	Mt. Juliet, TN



25964-BG-02-SO-3-20251028 L1912470-02

Collected by BS/PC/CW/EA/RR/ER Collected date/time 10/28/25 11:30 Received date/time 10/29/25 09:00

Method	Batch	Dilution	Preparation date/time	Analysis date/time	Analyst	Location
Calculated Results	WG2631023	1	11/02/25 11:08	11/02/25 11:08	MAP	Mt. Juliet, TN
Total Solids by Method 2540 G-2011	WG2630343	1	10/30/25 10:39	10/30/25 10:47	MT	Mt. Juliet, TN
Wet Chemistry by Method 7199	WG2630605	1	10/30/25 11:07	11/04/25 15:18	DLH	Mt. Juliet, TN
Wet Chemistry by Method 9045D (S-1.10)	WG2632178	1	11/02/25 09:14	11/02/25 11:28	BJM	Mt. Juliet, TN
Wet Chemistry by Method 9050AMod (S-1.20)	WG2632197	1	11/02/25 09:05	11/02/25 14:55	BJM	Mt. Juliet, TN
Metals (ICP) by Method 6010D (S-7.10)	WG2631025	1	10/31/25 09:26	10/31/25 12:16	RLS	Mt. Juliet, TN
Metals (ICPMS) by Method 6020B	WG2630491	1.11	10/30/25 16:49	11/22/25 15:56	TMT	Mt. Juliet, TN

25964-BG-03-SO-3-20251028 L1912470-03

Collected by BS/PC/CW/EA/RR/ER Collected date/time 10/28/25 10:20 Received date/time 10/29/25 09:00

Method	Batch	Dilution	Preparation date/time	Analysis date/time	Analyst	Location
Calculated Results	WG2631023	1	11/02/25 11:10	11/02/25 11:10	MAP	Mt. Juliet, TN
Total Solids by Method 2540 G-2011	WG2630343	1	10/30/25 10:39	10/30/25 10:47	MT	Mt. Juliet, TN
Wet Chemistry by Method 7199	WG2629926	1	10/30/25 14:04	11/05/25 20:15	EKB	Mt. Juliet, TN
Wet Chemistry by Method 9045D (S-1.10)	WG2632178	1	11/02/25 09:14	11/02/25 11:28	BJM	Mt. Juliet, TN
Wet Chemistry by Method 9050AMod (S-1.20)	WG2632197	1	11/02/25 09:05	11/02/25 14:55	BJM	Mt. Juliet, TN
Metals (ICP) by Method 6010D (S-7.10)	WG2631025	1	10/31/25 09:26	10/31/25 12:19	RLS	Mt. Juliet, TN
Metals (ICPMS) by Method 6020B	WG2630491	1.11	10/30/25 16:49	11/22/25 15:59	TMT	Mt. Juliet, TN

25964-BG-03-SO-6-20251028 L1912470-04

Collected by BS/PC/CW/EA/RR/ER Collected date/time 10/28/25 10:30 Received date/time 10/29/25 09:00

Method	Batch	Dilution	Preparation date/time	Analysis date/time	Analyst	Location
Calculated Results	WG2631023	1	11/02/25 11:11	11/02/25 11:11	MAP	Mt. Juliet, TN
Total Solids by Method 2540 G-2011	WG2630343	1	10/30/25 10:39	10/30/25 10:47	MT	Mt. Juliet, TN
Wet Chemistry by Method 7199	WG2629926	1	10/30/25 14:04	11/05/25 20:26	EKB	Mt. Juliet, TN
Wet Chemistry by Method 9045D (S-1.10)	WG2632178	1	11/02/25 09:14	11/02/25 11:28	BJM	Mt. Juliet, TN
Wet Chemistry by Method 9050AMod (S-1.20)	WG2632197	1	11/02/25 09:05	11/02/25 14:55	BJM	Mt. Juliet, TN
Metals (ICP) by Method 6010D (S-7.10)	WG2631025	1	10/31/25 09:26	10/31/25 12:22	RLS	Mt. Juliet, TN
Metals (ICPMS) by Method 6020B	WG2630491	1.11	10/30/25 16:49	11/22/25 16:21	TMT	Mt. Juliet, TN

25964-BG-04-SO-6-20251028 L1912470-05

Collected by BS/PC/CW/EA/RR/ER Collected date/time 10/28/25 10:35 Received date/time 10/29/25 09:00

Method	Batch	Dilution	Preparation date/time	Analysis date/time	Analyst	Location
Calculated Results	WG2631023	1	11/02/25 11:13	11/02/25 11:13	MAP	Mt. Juliet, TN
Total Solids by Method 2540 G-2011	WG2630343	1	10/30/25 10:39	10/30/25 10:47	MT	Mt. Juliet, TN
Wet Chemistry by Method 7199	WG2629926	1	10/30/25 14:04	11/05/25 20:37	EKB	Mt. Juliet, TN
Wet Chemistry by Method 9045D (S-1.10)	WG2632178	1	11/02/25 09:14	11/02/25 11:28	BJM	Mt. Juliet, TN

SAMPLE SUMMARY

25964-BG-04-SO-6-20251028 L1912470-05

Collected by BS/PC/CW/EA/RR/ER Collected date/time 10/28/25 10:35 Received date/time 10/29/25 09:00

Method	Batch	Dilution	Preparation date/time	Analysis date/time	Analyst	Location
Wet Chemistry by Method 9050AMod (S-1.20)	WG2632197	1	11/02/25 09:05	11/02/25 14:55	BJM	Mt. Juliet, TN
Metals (ICP) by Method 6010D (S-7.10)	WG2631025	1	10/31/25 09:26	10/31/25 12:25	RLS	Mt. Juliet, TN
Metals (ICPMS) by Method 6020B	WG2630491	1	10/30/25 16:49	11/22/25 16:24	TMT	Mt. Juliet, TN

1 Cp

2 Tc

3 Ss

4 Cn

5 Sr

6 Qc

7 Gl

8 Al

9 Sc

25964-BG-05-SO-6-20251028 L1912470-06

Collected by BS/PC/CW/EA/RR/ER Collected date/time 10/28/25 10:50 Received date/time 10/29/25 09:00

Method	Batch	Dilution	Preparation date/time	Analysis date/time	Analyst	Location
Calculated Results	WG2631023	1	11/02/25 11:15	11/02/25 11:15	MAP	Mt. Juliet, TN
Total Solids by Method 2540 G-2011	WG2630343	1	10/30/25 10:39	10/30/25 10:47	MT	Mt. Juliet, TN
Wet Chemistry by Method 7199	WG2629926	1	10/30/25 14:04	11/05/25 20:48	EKB	Mt. Juliet, TN
Wet Chemistry by Method 9045D (S-1.10)	WG2632178	1	11/02/25 09:14	11/02/25 11:28	BJM	Mt. Juliet, TN
Wet Chemistry by Method 9050AMod (S-1.20)	WG2632197	1	11/02/25 09:05	11/02/25 14:55	BJM	Mt. Juliet, TN
Metals (ICP) by Method 6010D (S-7.10)	WG2631025	1	10/31/25 09:26	10/31/25 12:28	RLS	Mt. Juliet, TN
Metals (ICPMS) by Method 6020B	WG2630491	1	10/30/25 16:49	11/22/25 16:27	TMT	Mt. Juliet, TN

CASE NARRATIVE

All sample aliquots were received at the correct temperature, in the proper containers, with the appropriate preservatives, and within method specified holding times, unless qualified or notated within the report. Where applicable, all MDL (LOD) and RDL (LOQ) values reported for environmental samples have been corrected for the dilution factor used in the analysis. All Method and Batch Quality Control are within established criteria except where addressed in this case narrative, a non-conformance form or properly qualified within the sample results. By my digital signature below, I affirm to the best of my knowledge, all problems/anomalies observed by the laboratory as having the potential to affect the quality of the data have been identified by the laboratory, and no information or data have been knowingly withheld that would affect the quality of the data.



Courtney Governor
Project Manager

¹ Cp

² Tc

³ Ss

⁴ Cn

⁵ Sr

⁶ Qc

⁷ Gl

⁸ Al

⁹ Sc

Calculated Results

Analyte	Result	Qualifier	Dilution	Analysis date / time	Batch
Sodium Adsorption Ratio	2.39		1	11/02/2025 11:03	WG2631023

Total Solids by Method 2540 G-2011

Analyte	Result	Qualifier	Dilution	Analysis date / time	Batch
Total Solids	91.4		1	10/30/2025 10:47	WG2630343

Wet Chemistry by Method 7199

Analyte	Result	Qualifier	RDL	Dilution	Analysis date / time	Batch
Hexavalent Chromium	mg/kg		mg/kg	1	11/04/2025 14:56	WG2630605
	ND		0.200			

Wet Chemistry by Method 9045D (S-1.10)

Analyte	Result	Qualifier	Dilution	Analysis date / time	Batch
pH	su		1	11/02/2025 11:28	WG2632178
	8.07				

Sample Narrative:

L1912470-01 WG2632178: 8.07 at 19.8C

Wet Chemistry by Method 9050AMod (S-1.20)

Analyte	Result	Units	Qualifier	RDL	Dilution	Analysis date / time	Batch
Specific Conductance	0.460	mmhos/cm		0.0100	1	11/02/2025 14:55	WG2632197

Sample Narrative:

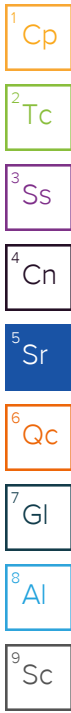
L1912470-01 WG2632197: at 25C

Metals (ICP) by Method 6010D (S-7.10)

Analyte	Result	Qualifier	RDL	Dilution	Analysis date / time	Batch
Hot Water Sol. Boron	mg/l		mg/l	1	10/31/2025 12:14	WG2631025
	ND		0.100			

Metals (ICPMS) by Method 6020B

Analyte	Result	Qualifier	RDL	Dilution	Analysis date / time	Batch
Arsenic	mg/kg		mg/kg	1.04	11/22/2025 15:53	WG2630491
	2.04		0.104			
Barium				1.04	11/22/2025 15:53	WG2630491
	96.5		10.4			
Cadmium				1.04	11/22/2025 15:53	WG2630491
	0.108		0.104			
Copper				1.04	11/22/2025 15:53	WG2630491
	ND		10.4			
Lead				1.04	11/22/2025 15:53	WG2630491
	ND		10.4			
Nickel				1.04	11/22/2025 15:53	WG2630491
	ND		10.4			
Selenium				1.04	11/22/2025 15:53	WG2630491
	0.255		0.104			
Silver				1.04	11/22/2025 15:53	WG2630491
	ND		0.520			
Zinc				1.04	11/22/2025 15:53	WG2630491
	ND		52.0			



Calculated Results

Analyte	Result	Qualifier	Dilution	Analysis date / time	Batch
Sodium Adsorption Ratio	4.48		1	11/02/2025 11:08	WG2631023

Total Solids by Method 2540 G-2011

Analyte	Result %	Qualifier	Dilution	Analysis date / time	Batch
Total Solids	86.8		1	10/30/2025 10:47	WG2630343

Wet Chemistry by Method 7199

Analyte	Result mg/kg	Qualifier	RDL mg/kg	Dilution	Analysis date / time	Batch
Hexavalent Chromium	ND		0.200	1	11/04/2025 15:18	WG2630605

Wet Chemistry by Method 9045D (S-1.10)

Analyte	Result su	Qualifier	Dilution	Analysis date / time	Batch
pH	7.91		1	11/02/2025 11:28	WG2632178

Sample Narrative:

L1912470-02 WG2632178: 7.91 at 19.7C

Wet Chemistry by Method 9050AMod (S-1.20)

Analyte	Result	Units	Qualifier	RDL	Dilution	Analysis date / time	Batch
Specific Conductance	1.04	mmhos/cm		0.0100	1	11/02/2025 14:55	WG2632197

Sample Narrative:

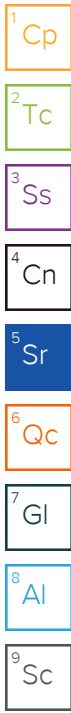
L1912470-02 WG2632197: at 25C

Metals (ICP) by Method 6010D (S-7.10)

Analyte	Result mg/l	Qualifier	RDL mg/l	Dilution	Analysis date / time	Batch
Hot Water Sol. Boron	ND		0.100	1	10/31/2025 12:16	WG2631025

Metals (ICPMS) by Method 6020B

Analyte	Result mg/kg	Qualifier	RDL mg/kg	Dilution	Analysis date / time	Batch
Arsenic	1.84		0.111	1.11	11/22/2025 15:56	WG2630491
Barium	73.3		11.1	1.11	11/22/2025 15:56	WG2630491
Cadmium	0.120		0.111	1.11	11/22/2025 15:56	WG2630491
Copper	ND		11.1	1.11	11/22/2025 15:56	WG2630491
Lead	ND		11.1	1.11	11/22/2025 15:56	WG2630491
Nickel	ND		11.1	1.11	11/22/2025 15:56	WG2630491
Selenium	0.198		0.111	1.11	11/22/2025 15:56	WG2630491
Silver	ND		0.555	1.11	11/22/2025 15:56	WG2630491
Zinc	ND		55.5	1.11	11/22/2025 15:56	WG2630491



Calculated Results

Analyte	Result	Qualifier	Dilution	Analysis date / time	Batch
Sodium Adsorption Ratio	6.04		1	11/02/2025 11:10	WG2631023

Total Solids by Method 2540 G-2011

Analyte	Result %	Qualifier	Dilution	Analysis date / time	Batch
Total Solids	81.9		1	10/30/2025 10:47	WG2630343

Wet Chemistry by Method 7199

Analyte	Result mg/kg	Qualifier	RDL mg/kg	Dilution	Analysis date / time	Batch
Hexavalent Chromium	ND		0.200	1	11/05/2025 20:15	WG2629926

Wet Chemistry by Method 9045D (S-1.10)

Analyte	Result su	Qualifier	Dilution	Analysis date / time	Batch
pH	7.83		1	11/02/2025 11:28	WG2632178

Sample Narrative:

L1912470-03 WG2632178: 7.83 at 19.4C

Wet Chemistry by Method 9050AMod (S-1.20)

Analyte	Result	Units	Qualifier	RDL	Dilution	Analysis date / time	Batch
Specific Conductance	4.78	mmhos/cm		0.0100	1	11/02/2025 14:55	WG2632197

Sample Narrative:

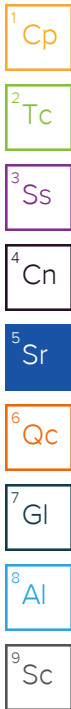
L1912470-03 WG2632197: at 25C

Metals (ICP) by Method 6010D (S-7.10)

Analyte	Result mg/l	Qualifier	RDL mg/l	Dilution	Analysis date / time	Batch
Hot Water Sol. Boron	ND		0.100	1	10/31/2025 12:19	WG2631025

Metals (ICPMS) by Method 6020B

Analyte	Result mg/kg	Qualifier	RDL mg/kg	Dilution	Analysis date / time	Batch
Arsenic	2.78		0.111	1.11	11/22/2025 15:59	WG2630491
Barium	145		11.1	1.11	11/22/2025 15:59	WG2630491
Cadmium	0.195		0.111	1.11	11/22/2025 15:59	WG2630491
Copper	11.9		11.1	1.11	11/22/2025 15:59	WG2630491
Lead	ND		11.1	1.11	11/22/2025 15:59	WG2630491
Nickel	11.2		11.1	1.11	11/22/2025 15:59	WG2630491
Selenium	0.373		0.111	1.11	11/22/2025 15:59	WG2630491
Silver	ND		0.555	1.11	11/22/2025 15:59	WG2630491
Zinc	ND		55.5	1.11	11/22/2025 15:59	WG2630491



Calculated Results

Analyte	Result	Qualifier	Dilution	Analysis date / time	Batch
Sodium Adsorption Ratio	8.65		1	11/02/2025 11:11	WG2631023

Total Solids by Method 2540 G-2011

Analyte	Result %	Qualifier	Dilution	Analysis date / time	Batch
Total Solids	90.0		1	10/30/2025 10:47	WG2630343

Wet Chemistry by Method 7199

Analyte	Result mg/kg	Qualifier	RDL mg/kg	Dilution	Analysis date / time	Batch
Hexavalent Chromium	ND		0.200	1	11/05/2025 20:26	WG2629926

Wet Chemistry by Method 9045D (S-1.10)

Analyte	Result su	Qualifier	Dilution	Analysis date / time	Batch
pH	8.36		1	11/02/2025 11:28	WG2632178

Sample Narrative:

L1912470-04 WG2632178: 8.36 at 19.5C

Wet Chemistry by Method 9050AMod (S-1.20)

Analyte	Result	Units	Qualifier	RDL	Dilution	Analysis date / time	Batch
Specific Conductance	1.32	mmhos/cm		0.0100	1	11/02/2025 14:55	WG2632197

Sample Narrative:

L1912470-04 WG2632197: at 25C

Metals (ICP) by Method 6010D (S-7.10)

Analyte	Result mg/l	Qualifier	RDL mg/l	Dilution	Analysis date / time	Batch
Hot Water Sol. Boron	ND		0.100	1	10/31/2025 12:22	WG2631025

Metals (ICPMS) by Method 6020B

Analyte	Result mg/kg	Qualifier	RDL mg/kg	Dilution	Analysis date / time	Batch
Arsenic	1.24		0.111	1.11	11/22/2025 16:21	WG2630491
Barium	49.1		11.1	1.11	11/22/2025 16:21	WG2630491
Cadmium	ND		0.111	1.11	11/22/2025 16:21	WG2630491
Copper	ND		11.1	1.11	11/22/2025 16:21	WG2630491
Lead	ND		11.1	1.11	11/22/2025 16:21	WG2630491
Nickel	ND		11.1	1.11	11/22/2025 16:21	WG2630491
Selenium	0.153		0.111	1.11	11/22/2025 16:21	WG2630491
Silver	ND		0.555	1.11	11/22/2025 16:21	WG2630491
Zinc	ND		55.5	1.11	11/22/2025 16:21	WG2630491

1 Cp

2 Tc

3 Ss

4 Cn

5 Sr

6 Qc

7 Gl

8 Al

9 Sc

Calculated Results

Analyte	Result	Qualifier	Dilution	Analysis date / time	Batch
Sodium Adsorption Ratio	5.64		1	11/02/2025 11:13	WG2631023

Total Solids by Method 2540 G-2011

Analyte	Result %	Qualifier	Dilution	Analysis date / time	Batch
Total Solids	84.9		1	10/30/2025 10:47	WG2630343

Wet Chemistry by Method 7199

Analyte	Result mg/kg	Qualifier	RDL mg/kg	Dilution	Analysis date / time	Batch
Hexavalent Chromium	ND		0.200	1	11/05/2025 20:37	WG2629926

Wet Chemistry by Method 9045D (S-1.10)

Analyte	Result su	Qualifier	Dilution	Analysis date / time	Batch
pH	8.03		1	11/02/2025 11:28	WG2632178

Sample Narrative:

L1912470-05 WG2632178: 8.03 at 19.4C

Wet Chemistry by Method 9050AMod (S-1.20)

Analyte	Result	Units	Qualifier	RDL	Dilution	Analysis date / time	Batch
Specific Conductance	1.53	mmhos/cm		0.0100	1	11/02/2025 14:55	WG2632197

Sample Narrative:

L1912470-05 WG2632197: at 25C

Metals (ICP) by Method 6010D (S-7.10)

Analyte	Result mg/l	Qualifier	RDL mg/l	Dilution	Analysis date / time	Batch
Hot Water Sol. Boron	ND		0.100	1	10/31/2025 12:25	WG2631025

Metals (ICPMS) by Method 6020B

Analyte	Result mg/kg	Qualifier	RDL mg/kg	Dilution	Analysis date / time	Batch
Arsenic	1.88		0.100	1	11/22/2025 16:24	WG2630491
Barium	89.3		10.0	1	11/22/2025 16:24	WG2630491
Cadmium	0.128		0.100	1	11/22/2025 16:24	WG2630491
Copper	ND		10.0	1	11/22/2025 16:24	WG2630491
Lead	ND		10.0	1	11/22/2025 16:24	WG2630491
Nickel	ND		10.0	1	11/22/2025 16:24	WG2630491
Selenium	0.163		0.100	1	11/22/2025 16:24	WG2630491
Silver	ND		0.500	1	11/22/2025 16:24	WG2630491
Zinc	ND		50.0	1	11/22/2025 16:24	WG2630491



Calculated Results

Analyte	Result	Qualifier	Dilution	Analysis date / time	Batch
Sodium Adsorption Ratio	8.76		1	11/02/2025 11:15	WG2631023

Total Solids by Method 2540 G-2011

Analyte	Result %	Qualifier	Dilution	Analysis date / time	Batch
Total Solids	92.0		1	10/30/2025 10:47	WG2630343

Wet Chemistry by Method 7199

Analyte	Result mg/kg	Qualifier	RDL mg/kg	Dilution	Analysis date / time	Batch
Hexavalent Chromium	ND		0.200	1	11/05/2025 20:48	WG2629926

Wet Chemistry by Method 9045D (S-1.10)

Analyte	Result su	Qualifier	Dilution	Analysis date / time	Batch
pH	8.32		1	11/02/2025 11:28	WG2632178

Sample Narrative:

L1912470-06 WG2632178: 8.32 at 19.3C

Wet Chemistry by Method 9050AMod (S-1.20)

Analyte	Result	Units	Qualifier	RDL	Dilution	Analysis date / time	Batch
Specific Conductance	0.968	mmhos/cm		0.0100	1	11/02/2025 14:55	WG2632197

Sample Narrative:

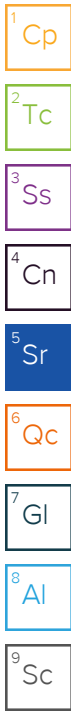
L1912470-06 WG2632197: at 25C

Metals (ICP) by Method 6010D (S-7.10)

Analyte	Result mg/l	Qualifier	RDL mg/l	Dilution	Analysis date / time	Batch
Hot Water Sol. Boron	ND		0.100	1	10/31/2025 12:28	WG2631025

Metals (ICPMS) by Method 6020B

Analyte	Result mg/kg	Qualifier	RDL mg/kg	Dilution	Analysis date / time	Batch
Arsenic	1.20		0.100	1	11/22/2025 16:27	WG2630491
Barium	37.2		10.0	1	11/22/2025 16:27	WG2630491
Cadmium	ND		0.100	1	11/22/2025 16:27	WG2630491
Copper	ND		10.0	1	11/22/2025 16:27	WG2630491
Lead	ND		10.0	1	11/22/2025 16:27	WG2630491
Nickel	ND		10.0	1	11/22/2025 16:27	WG2630491
Selenium	0.157		0.100	1	11/22/2025 16:27	WG2630491
Silver	ND		0.500	1	11/22/2025 16:27	WG2630491
Zinc	ND		50.0	1	11/22/2025 16:27	WG2630491



Method Blank (MB)

(MB) R4294402-1 10/30/25 10:47

Analyte	MB Result	MB Qualifier	MB MDL	MB RDL
	%		%	%
Total Solids	0.000			

¹Cp

²Tc

³Ss

L1912470-03 Original Sample (OS) • Duplicate (DUP)

(OS) L1912470-03 10/30/25 10:47 • (DUP) R4294402-3 10/30/25 10:47

Analyte	Original Result	DUP Result	Dilution	DUP RPD	DUP Qualifier	DUP RPD Limits
	%	%		%		%
Total Solids	81.9	81.5	1	0.575		10

⁴Cn

⁵Sr

Laboratory Control Sample (LCS)

(LCS) R4294402-2 10/30/25 10:47

Analyte	Spike Amount	LCS Result	LCS Rec.	Rec. Limits	LCS Qualifier
	%	%	%	%	
Total Solids	50.0	50.0	100	90.0-110	

⁶Qc

⁷Gl

⁸Al

⁹Sc

Method Blank (MB)

(MB) R4297078-1 11/05/25 14:59

Analyte	MB Result	MB Qualifier	MB MDL	MB RDL
Hexavalent Chromium	U		0.200	0.200

¹Cp

²Tc

³Ss

⁴Cn

⁵Sr

⁶Qc

⁷Gl

⁸Al

⁹Sc

L1912026-05 Original Sample (OS) • Duplicate (DUP)

(OS) L1912026-05 11/05/25 18:02 • (DUP) R4297078-7 11/05/25 18:13

Analyte	Original Result	DUP Result	Dilution	DUP RPD	DUP Qualifier	DUP RPD Limits
Hexavalent Chromium	ND	ND	1	0.000		20

L1912030-03 Original Sample (OS) • Duplicate (DUP)

(OS) L1912030-03 11/05/25 18:47 • (DUP) R4297078-8 11/05/25 18:58

Analyte	Original Result	DUP Result	Dilution	DUP RPD	DUP Qualifier	DUP RPD Limits
Hexavalent Chromium	ND	ND	1	0.000		20

Laboratory Control Sample (LCS)

(LCS) R4297078-2 11/05/25 15:17

Analyte	Spike Amount	LCS Result	LCS Rec.	Rec. Limits	LCS Qualifier
Hexavalent Chromium	10.0	10.1	101	80.0-120	

L1912026-03 Original Sample (OS) • Matrix Spike (MS) • Matrix Spike Duplicate (MSD)

(OS) L1912026-03 11/05/25 16:34 • (MS) R4297078-3 11/05/25 16:45 • (MSD) R4297078-4 11/05/25 17:18

Analyte	Spike Amount	Original Result	MS Result	MSD Result	MS Rec.	MSD Rec.	Dilution	Rec. Limits	MS Qualifier	MSD Qualifier	RPD	RPD Limits
Hexavalent Chromium	20.0	ND	19.1	19.6	95.5	98.1	1	75.0-125			2.60	20

L1912026-03 Original Sample (OS) • Matrix Spike (MS)

(OS) L1912026-03 11/05/25 16:34 • (MS) R4297078-5 11/05/25 17:29

Analyte	Spike Amount	Original Result	MS Result	MS Rec.	Dilution	Rec. Limits	MS Qualifier
Hexavalent Chromium	651	ND	580	89.1	50	75.0-125	

Method Blank (MB)

(MB) R4296182-1 11/04/25 09:33

Analyte	MB Result	MB Qualifier	MB MDL	MB RDL
Hexavalent Chromium	U		0.200	0.200

- 1 Cp
- 2 Tc
- 3 Ss
- 4 Cn
- 5 Sr
- 6 Qc
- 7 Gl
- 8 Al
- 9 Sc

L1912456-13 Original Sample (OS) • Duplicate (DUP)

(OS) L1912456-13 11/04/25 11:46 • (DUP) R4296182-7 11/04/25 11:58

Analyte	Original Result	DUP Result	Dilution	DUP RPD	DUP Qualifier	DUP RPD Limits
Hexavalent Chromium	ND	ND	1	0.000		20

L1912470-01 Original Sample (OS) • Duplicate (DUP)

(OS) L1912470-01 11/04/25 14:56 • (DUP) R4296182-8 11/04/25 15:07

Analyte	Original Result	DUP Result	Dilution	DUP RPD	DUP Qualifier	DUP RPD Limits
Hexavalent Chromium	ND	ND	1	0.000		20

Laboratory Control Sample (LCS)

(LCS) R4296182-2 11/04/25 09:44

Analyte	Spike Amount	LCS Result	LCS Rec.	Rec. Limits	LCS Qualifier
Hexavalent Chromium	10.0	10.4	104	80.0-120	

L1912456-09 Original Sample (OS) • Matrix Spike (MS) • Matrix Spike Duplicate (MSD)

(OS) L1912456-09 11/04/25 09:55 • (MS) R4296182-3 11/04/25 10:06 • (MSD) R4296182-4 11/04/25 10:17

Analyte	Spike Amount	Original Result	MS Result	MSD Result	MS Rec.	MSD Rec.	Dilution	Rec. Limits	MS Qualifier	MSD Qualifier	RPD	RPD Limits
Hexavalent Chromium	20.0	ND	18.0	16.9	89.9	84.5	1	75.0-125			6.28	20

L1912456-09 Original Sample (OS) • Matrix Spike (MS)

(OS) L1912456-09 11/04/25 09:55 • (MS) R4296182-5 11/04/25 10:28

Analyte	Spike Amount	Original Result	MS Result	MS Rec.	Dilution	Rec. Limits	MS Qualifier
Hexavalent Chromium	638	ND	550	86.2	50	75.0-125	

L1912454-01 Original Sample (OS) • Duplicate (DUP)

(OS) L1912454-01 11/02/25 11:28 • (DUP) R4295191-2 11/02/25 11:28

Analyte	Original Result	DUP Result	Dilution	DUP RPD	DUP Qualifier	DUP RPD Limits
su	su			%		%
pH	8.06	8.05	1	0.124		1

Sample Narrative:

OS: 8.06 at 20.1C
 DUP: 8.05 at 20.3C

L1913390-07 Original Sample (OS) • Duplicate (DUP)

(OS) L1913390-07 11/02/25 11:28 • (DUP) R4295191-3 11/02/25 11:28

Analyte	Original Result	DUP Result	Dilution	DUP RPD	DUP Qualifier	DUP RPD Limits
su	su			%		%
pH	8.22	8.21	1	0.122		1

Sample Narrative:

OS: 8.22 at 19.1C
 DUP: 8.21 at 19.4C

Laboratory Control Sample (LCS)

(LCS) R4295191-1 11/02/25 11:28

Analyte	Spike Amount	LCS Result	LCS Rec.	Rec. Limits	LCS Qualifier
su	su		%	%	
pH	10.0	10.0	100	99.0-101	

Sample Narrative:

LCS: 10 at 19C

¹Cp

²Tc

³Ss

⁴Cn

⁵Sr

⁶Qc

⁷Gl

⁸Al

⁹Sc

Method Blank (MB)

(MB) R4295230-1 11/02/25 14:55

Analyte	MB Result	MB Qualifier	MB MDL	MB RDL
Specific Conductance	U		0.0100	0.0100

Sample Narrative:

BLANK: at 25C

L1912454-02 Original Sample (OS) • Duplicate (DUP)

(OS) L1912454-02 11/02/25 14:55 • (DUP) R4295230-3 11/02/25 14:55

Analyte	Original Result	DUP Result	Dilution	DUP RPD	DUP Qualifier	DUP RPD Limits
Specific Conductance	5.03	5.02	1	0.199		20

Sample Narrative:

OS: at 25C
DUP: at 25C

L1913390-06 Original Sample (OS) • Duplicate (DUP)

(OS) L1913390-06 11/02/25 14:55 • (DUP) R4295230-4 11/02/25 14:55

Analyte	Original Result	DUP Result	Dilution	DUP RPD	DUP Qualifier	DUP RPD Limits
Specific Conductance	0.423	0.424	1	0.236		20

Sample Narrative:

OS: at 25C
DUP: at 25C

Laboratory Control Sample (LCS)

(LCS) R4295230-2 11/02/25 14:55

Analyte	Spike Amount	LCS Result	LCS Rec.	Rec. Limits	LCS Qualifier
Specific Conductance	0.581	0.584	101	90.0-110	

Sample Narrative:

LCS: at 25C

¹Cp

²Tc

³Ss

⁴Cn

⁵Sr

⁶Qc

⁷Gl

⁸Al

⁹Sc

Method Blank (MB)

(MB) R4294669-1 10/31/25 11:37

Analyte	MB Result mg/l	MB Qualifier	MB MDL mg/l	MB RDL mg/l
Hot Water Sol. Boron	U		0.0199	0.100

Laboratory Control Sample (LCS) • Laboratory Control Sample Duplicate (LCSD)

(LCS) R4294669-2 10/31/25 11:40 • (LCSD) R4294669-3 10/31/25 11:42

Analyte	Spike Amount mg/l	LCS Result mg/l	LCSD Result mg/l	LCS Rec. %	LCSD Rec. %	Rec. Limits %	LCS Qualifier	LCSD Qualifier	RPD %	RPD Limits %
Hot Water Sol. Boron	1.00	0.947	0.972	94.7	97.2	80.0-120			2.58	20

¹Cp

²Tc

³Ss

⁴Cn

⁵Sr

⁶Qc

⁷Gl

⁸Al

⁹Sc

Method Blank (MB)

(MB) R4305003-1 11/22/25 14:52

Analyte	MB Result mg/kg	MB Qualifier	MB MDL mg/kg	MB RDL mg/kg
Arsenic	U		0.100	0.100
Barium	U		10.0	10.0
Cadmium	U		0.100	0.100
Copper	U		10.0	10.0
Lead	U		10.0	10.0
Nickel	U		10.0	10.0
Selenium	U		0.100	0.100
Silver	U		0.500	0.500
Zinc	U		50.0	50.0

¹Cp

²Tc

³Ss

⁴Cn

⁵Sr

⁶Qc

Laboratory Control Sample (LCS)

(LCS) R4305003-2 11/22/25 14:55

Analyte	Spike Amount mg/kg	LCS Result mg/kg	LCS Rec. %	Rec. Limits %	LCS Qualifier
Arsenic	100	106	106	80.0-120	
Barium	100	101	101	80.0-120	
Cadmium	100	112	112	80.0-120	
Copper	100	107	107	80.0-120	
Lead	100	108	108	80.0-120	
Nickel	100	111	111	80.0-120	
Selenium	100	104	104	80.0-120	
Silver	20.0	21.5	108	80.0-120	
Zinc	100	107	107	80.0-120	

⁷Gl

⁸Al

⁹Sc

L1912462-04 Original Sample (OS) • Matrix Spike (MS) • Matrix Spike Duplicate (MSD)

(OS) L1912462-04 11/22/25 14:58 • (MS) R4305003-5 11/22/25 15:08 • (MSD) R4305003-6 11/22/25 15:11

Analyte	Spike Amount mg/kg	Original Result mg/kg	MS Result mg/kg	MSD Result mg/kg	MS Rec. %	MSD Rec. %	Dilution	Rec. Limits %	MS Qualifier	MSD Qualifier	RPD %	RPD Limits %
Arsenic	100	1.20	112	112	110	111	1.02	75.0-125			0.0788	20
Barium	100	48.4	167	169	119	121	1.02	75.0-125			1.15	20
Cadmium	100	ND	113	115	113	115	1.02	75.0-125			1.29	20
Copper	100	ND	114	115	108	109	1.02	75.0-125			0.854	20
Lead	100	ND	118	118	113	113	1.02	75.0-125			0.159	20
Nickel	100	ND	121	119	117	115	1.02	75.0-125			1.61	20
Selenium	100	0.174	109	112	109	112	1.02	75.0-125			2.65	20
Silver	20.0	ND	22.1	22.0	111	110	1.02	75.0-125			0.713	20
Zinc	100	ND	141	138	122	119	1.02	75.0-125	<u>J5</u>	<u>J5</u>	2.28	20

GLOSSARY OF TERMS

Guide to Reading and Understanding Your Laboratory Report

The information below is designed to better explain the various terms used in your report of analytical results from the Laboratory. This is not intended as a comprehensive explanation, and if you have additional questions please contact your project representative.

Results Disclaimer - Information that may be provided by the customer, and contained within this report, include Permit Limits, Project Name, Sample ID, Sample Matrix, Sample Preservation, Field Blanks, Field Spikes, Field Duplicates, On-Site Data, Sampling Collection Dates/Times, and Sampling Location. Results relate to the accuracy of this information provided, and as the samples are received.

Abbreviations and Definitions

MDL	Method Detection Limit.
ND	Not detected at the Reporting Limit (or MDL where applicable).
RDL	Reported Detection Limit.
Rec.	Recovery.
RPD	Relative Percent Difference.
SDG	Sample Delivery Group.
U	Not detected at the Reporting Limit (or MDL where applicable).
Analyte	The name of the particular compound or analysis performed. Some Analyses and Methods will have multiple analytes reported.
Dilution	If the sample matrix contains an interfering material, the sample preparation volume or weight values differ from the standard, or if concentrations of analytes in the sample are higher than the highest limit of concentration that the laboratory can accurately report, the sample may be diluted for analysis. If a value different than 1 is used in this field, the result reported has already been corrected for this factor.
Limits	These are the target % recovery ranges or % difference value that the laboratory has historically determined as normal for the method and analyte being reported. Successful QC Sample analysis will target all analytes recovered or duplicated within these ranges.
Original Sample	The non-spiked sample in the prep batch used to determine the Relative Percent Difference (RPD) from a quality control sample. The Original Sample may not be included within the reported SDG.
Qualifier	This column provides a letter and/or number designation that corresponds to additional information concerning the result reported. If a Qualifier is present, a definition per Qualifier is provided within the Glossary and Definitions page and potentially a discussion of possible implications of the Qualifier in the Case Narrative if applicable.
Result	The actual analytical final result (corrected for any sample specific characteristics) reported for your sample. If there was no measurable result returned for a specific analyte, the result in this column may state "ND" (Not Detected) or "BDL" (Below Detectable Levels). The information in the results column should always be accompanied by either an MDL (Method Detection Limit) or RDL (Reporting Detection Limit) that defines the lowest value that the laboratory could detect or report for this analyte.
Uncertainty (Radiochemistry)	Confidence level of 2 sigma.
U (Radiochemistry)	Result + Error < MDA.
J (Radiochemistry)	Result < MDA; Result + Error > MDA.
Case Narrative (Cn)	A brief discussion about the included sample results, including a discussion of any non-conformances to protocol observed either at sample receipt by the laboratory from the field or during the analytical process. If present, there will be a section in the Case Narrative to discuss the meaning of any data qualifiers used in the report.
Quality Control Summary (Qc)	This section of the report includes the results of the laboratory quality control analyses required by procedure or analytical methods to assist in evaluating the validity of the results reported for your samples. These analyses are not being performed on your samples typically, but on laboratory generated material.
Sample Chain of Custody (Sc)	This is the document created in the field when your samples were initially collected. This is used to verify the time and date of collection, the person collecting the samples, and the analyses that the laboratory is requested to perform. This chain of custody also documents all persons (excluding commercial shippers) that have had control or possession of the samples from the time of collection until delivery to the laboratory for analysis.
Sample Results (Sr)	This section of your report will provide the results of all testing performed on your samples. These results are provided by sample ID and are separated by the analyses performed on each sample. The header line of each analysis section for each sample will provide the name and method number for the analysis reported.
Sample Summary (Ss)	This section of the Analytical Report defines the specific analyses performed for each sample ID, including the dates and times of preparation and/or analysis.

Qualifier Description

J5	The sample matrix interfered with the ability to make any accurate determination; spike value is high.
----	--

1 Cp

2 Tc

3 Ss

4 Cn

5 Sr

6 Qc

7 Gl

8 Al

9 Sc

ACCREDITATIONS & LOCATIONS

Pace Analytical National 12065 Lebanon Rd Mount Juliet, TN 37122

Alabama	40660	Nebraska	NE-OS-15-05
Alaska	17-026	Nevada	TN000032021-1
Arizona	AZ0612	New Hampshire	2975
Arkansas	88-0469	New Jersey–NELAP	TN002
California	2932	New Mexico ¹	TN00003
Colorado	TN00003	New York	11742
Connecticut	PH-0197	North Carolina	Env375
Florida	E87487	North Carolina ¹	DW21704
Georgia	NELAP	North Carolina ³	41
Georgia ¹	923	North Dakota	R-140
Idaho	TN00003	Ohio–VAP	CL0069
Illinois	200008	Oklahoma	9915
Indiana	C-TN-01	Oregon	TN200002
Iowa	364	Pennsylvania	68-02979
Kansas	E-10277	Rhode Island	LA000356
Kentucky ^{1,6}	KY90010	South Carolina	84004002
Kentucky ²	16	South Dakota	n/a
Louisiana	AI30792	Tennessee ^{1,4}	2006
Louisiana	LA018	Texas	T104704245-20-18
Maine	TN00003	Texas ⁵	LAB0152
Maryland	324	Utah	TN000032021-11
Massachusetts	M-TN003	Vermont	VT2006
Michigan	9958	Virginia	110033
Minnesota	047-999-395	Washington	C847
Mississippi	TN00003	West Virginia	233
Missouri	340	Wisconsin	998093910
Montana	CERT0086	Wyoming	A2LA
A2LA – ISO 17025	1461.01	AIHA-LAP,LLC EMLAP	100789
A2LA – ISO 17025 ⁵	1461.02	DOD	1461.01
Canada	1461.01	USDA	P330-15-00234
EPA–Crypto	TN00003		

¹ Drinking Water ² Underground Storage Tanks ³ Aquatic Toxicity ⁴ Chemical/Microbiological ⁵ Mold ⁶ Wastewater n/a Accreditation not applicable

* Not all certifications held by the laboratory are applicable to the results reported in the attached report.

* Accreditation is only applicable to the test methods specified on each scope of accreditation held by Pace Analytical.

¹ Cp

² Tc

³ Ss

⁴ Cn

⁵ Sr

⁶ Qc

⁷ Gl

⁸ Al

⁹ Sc

Company Name/Address: Chevron - CO 1200 17th St. Floor 10 Denver, Co 80202		Billing Information: 1200 17th St. Floor 10 Denver, Co 80202		Pres Chk	Analysis / Container / Preservative					Chain of Custody Page 1 of 1 MT JULIET, TN 12065 Lebanon Rd Mount Juliet, TN 37122 Submitting a sample via this chain of custody constitutes acknowledgment and acceptance of the Pace Terms and Conditions found at: https://info.pacelabs.com/hubfs/pace-standard-terms.pdf	
--	--	--	--	-------------	-------------------------------------	--	--	--	--	--	--

Report to: Nathan Champlin - 406-671-8273		Email To: Nathan.Champlin@erm.com	
---	--	---	--

Project Description: Chevron RBU/Volkens 2		City/State Collected: CO		Please Circle: PT MT CT ET	
---	--	--------------------------	--	-------------------------------	--

Regulatory Program(DOD,RCRA,DW,etc):		Client Project # 0801694		Lab Project # CHEGCO-ERM	
--------------------------------------	--	-----------------------------	--	------------------------------------	--

Collected by (print): BS, PC, CW, EA, RR, ER, WC, KF, JW, HR, CH		Site/Facility ID # 123-12105		P.O. AFE #BCDJ29046	
---	--	------------------------------	--	---------------------	--

Collected by (signature): Immediately		Rush? (Lab MUST Be Notified) Same Day Five Day		Quote #	
Packed on Ice N ___ Y ___ X ___		Next Day ___ 5 Day (Rad Only) ___		Date Results Needed	
		Two Day ___ 10 Day (Rad Only) ___		No. of Cntrs	
		Three Day ___ X STD TAT			

Sample ID	Comp/Grab	Matrix *	Depth	Date	Time	No. of Cntrs	Pres	Chk	Analysis / Container / Preservative
25964-BG-01-SO-3-20251028	G	SS	3	10/28/2025	1120	3	x		
25964-BG-02-SO-3-20251028	G	SS	3	10/28/2025	1130	3	x		
25964-BG-03-SO-3-20251028	G	SS	3	10/28/2025	1020	3	x		
25964-BG-03-SO-6-20251028	G	SS	6	10/28/2025	1030	3	x		
25964-BG-04-SO-6-20251028	G	SS	6	10/28/2025	1035	3	x		
25964-BG-05-SO-6-20251028	G	SS	6	10/28/2025	1050	3	x		

* Matrix: SS - Soil AIR - Air F - Filter GW - Groundwater B - Bioassay WW - WasteWater DW - Drinking Water OT - Other		Samples returned via: UPS FedEx Courier		Tracking #		Sample Receipt Checklist COC Seal Present/Intact: <input type="checkbox"/> NP <input checked="" type="checkbox"/> Y <input type="checkbox"/> N <input type="checkbox"/> COC Signed/Accurate: <input checked="" type="checkbox"/> Y <input type="checkbox"/> N Bottles arrive intact: <input checked="" type="checkbox"/> Y <input type="checkbox"/> N Correct bottles used: <input checked="" type="checkbox"/> Y <input type="checkbox"/> N Sufficient volume sent: <input checked="" type="checkbox"/> Y <input type="checkbox"/> N If Applicable VOA Zero Headspace: <input checked="" type="checkbox"/> Y <input type="checkbox"/> N Preservation Correct/Checked: <input checked="" type="checkbox"/> Y <input type="checkbox"/> N <input type="checkbox"/> RAD Screen <0.5 mR/hr: <input checked="" type="checkbox"/> Y <input type="checkbox"/> N	
--	--	--	--	------------	--	--	--

Relinquished by: (Signature) <i>[Signature]</i>	Date: 10/28/25	Time: 1300	Received by: (Signature) <i>[Signature]</i>	Trip Blank Received: Yes/No HCL / MeOH TBR
Relinquished by: (Signature) <i>[Signature]</i>	Date: 10/28/25	Time: 1800	Received by: (Signature) <i>[Signature]</i>	Time: 14:09 Bottles Received: 18
Relinquished by: (Signature)	Date:	Time:	Received for lab by: (Signature) <i>[Signature]</i>	Date: 10/29/25 Time: 830

SDG # **L1912470**

Ta **H165**

Acctnum: **CHEGCO**
 Template: **T270815** Prelogin:
P1140477 PM: 824 - Chris Ward
 PB:

Remarks	Sample # (lab only)
	-01
	-02
	-03
	-04
	-05
	-06

BG Table 915 4oz Clear No Pres

