

The results set forth herein are provided by SGS North America Inc.

*e-Hardcopy 2.0*  
*Automated Report*

## Technical Report for

**Chevron USA, Inc.**

**TASMCOA:Cache 8-13,24,34,Cornish 8-53**

**10772**

**SGS Job Number: DA75444**

**Sampling Date: 09/18/25**

### Report to:

**Chevron USA, Inc.**  
**2115 117th Avenue**  
**Greeley, CO 80634**  
**Parna.EskandariPayandeh@sgs.com; nam.ehs.table915@sgs.com**  
**ATTN: Bryce Goldade**

**Total number of pages in report: 200**



Test results contained within this data package meet the requirements of the National Environmental Laboratory Accreditation Program and/or state specific certification programs as applicable unless noted in the narrative, comments or footnotes.

**Eric Hoffman**

**Client Service contact: Parna Payandeh 303-425-6021**

**Certifications: CO (CO00049), ND (R-027), UT (NELAP CO00049), LA (LA150028), TX (T104704511), WY (8TMS-L) HI (CO00049), NJ (CO011), NV (CO00049), AK (CO00049), CA (3076), and NC (08701)**

This report shall not be reproduced, except in its entirety, without the written approval of SGS.  
Test results relate only to samples analyzed.

### How did we do today?

Your feedback helps us improve our service and takes less than a minute to complete.

**START SURVEY**

# Table of Contents

-1-

<b>Section 1: Sample Summary .....</b>	<b>4</b>
<b>Section 2: Summary of Hits .....</b>	<b>7</b>
<b>Section 3: Sample Results .....</b>	<b>16</b>
<b>3.1:</b> DA75444-1: AST01@0-6" .....	17
<b>3.2:</b> DA75444-1A: AST01@0-6" .....	22
<b>3.3:</b> DA75444-1B: AST01@0-6" .....	24
<b>3.4:</b> DA75444-2: AST02@0-6" .....	25
<b>3.5:</b> DA75444-2A: AST02@0-6" .....	30
<b>3.6:</b> DA75444-2B: AST02@0-6" .....	32
<b>3.7:</b> DA75444-3: AST03@0-6" .....	33
<b>3.8:</b> DA75444-3A: AST03@0-6" .....	38
<b>3.9:</b> DA75444-3B: AST03@0-6" .....	40
<b>3.10:</b> DA75444-4: AST04@0-6" .....	41
<b>3.11:</b> DA75444-4A: AST04@0-6" .....	46
<b>3.12:</b> DA75444-4B: AST04@0-6" .....	48
<b>3.13:</b> DA75444-5: AST05@0-6" .....	49
<b>3.14:</b> DA75444-5A: AST05@0-6" .....	54
<b>3.15:</b> DA75444-5B: AST05@0-6" .....	56
<b>3.16:</b> DA75444-6: SEP01-FL@3' .....	57
<b>3.17:</b> DA75444-6A: SEP01-FL@3' .....	62
<b>3.18:</b> DA75444-6B: SEP01-FL@3' .....	64
<b>3.19:</b> DA75444-7: SEP02-FL@3' .....	65
<b>3.20:</b> DA75444-7A: SEP02-FL@3' .....	70
<b>3.21:</b> DA75444-7B: SEP02-FL@3' .....	72
<b>3.22:</b> DA75444-8: SEP03-FL@3' .....	73
<b>3.23:</b> DA75444-8A: SEP03-FL@3' .....	78
<b>3.24:</b> DA75444-8B: SEP03-FL@3' .....	80
<b>3.25:</b> DA75444-9: SEP04-FL@3' .....	81
<b>3.26:</b> DA75444-9A: SEP04-FL@3' .....	86
<b>3.27:</b> DA75444-9B: SEP04-FL@3' .....	88
<b>3.28:</b> DA75444-10: PWV01-B@4' .....	89
<b>3.29:</b> DA75444-10A: PWV01-B@4' .....	94
<b>3.30:</b> DA75444-10B: PWV01-B@4' .....	96
<b>3.31:</b> DA75444-11: PWV01-N@2' .....	97
<b>3.32:</b> DA75444-11A: PWV01-N@2' .....	102
<b>3.33:</b> DA75444-11B: PWV01-N@2' .....	104
<b>3.34:</b> DA75444-12: PWV01-W@2' .....	105
<b>3.35:</b> DA75444-12A: PWV01-W@2' .....	110
<b>3.36:</b> DA75444-12B: PWV01-W@2' .....	112
<b>Section 4: Misc. Forms .....</b>	<b>113</b>
<b>4.1:</b> Chain of Custody .....	114
<b>Section 5: MS Semi-volatiles - QC Data Summaries .....</b>	<b>117</b>

# Table of Contents

-2-

<b>5.1:</b> Method Blank Summary .....	118
<b>5.2:</b> Blank Spike Summary .....	120
<b>5.3:</b> Matrix Spike/Matrix Spike Duplicate Summary .....	122
<b>Section 6: GC/LC Semi-volatiles - QC Data Summaries .....</b>	<b>124</b>
<b>6.1:</b> Method Blank Summary .....	125
<b>6.2:</b> Blank Spike Summary .....	126
<b>6.3:</b> Matrix Spike/Matrix Spike Duplicate Summary .....	128
<b>Section 7: Metals Analysis - QC Data Summaries .....</b>	<b>130</b>
<b>7.1:</b> Prep QC MP43087: B .....	131
<b>7.2:</b> Prep QC MP43088: As,Ba,Cd,Cu,Pb,Ni,Se,Zn .....	139
<b>7.3:</b> Prep QC MP43179: Ag .....	144
<b>Section 8: Misc. Forms (SGS Scott, LA) .....</b>	<b>149</b>
<b>8.1:</b> Chain of Custody .....	150
<b>Section 9: MS Volatiles - QC Data (SGS Scott, LA) .....</b>	<b>159</b>
<b>9.1:</b> Method Blank Summary .....	160
<b>9.2:</b> Blank Spike/Blank Spike Duplicate Summary .....	165
<b>9.3:</b> Matrix Spike/Matrix Spike Duplicate Summary .....	172
<b>Section 10: Metals Analysis - QC Data (SGS Scott, LA) .....</b>	<b>177</b>
<b>10.1:</b> Prep QC MP31721: Ca,Mg,Na .....	178
<b>Section 11: Misc. Forms (SGS Dayton, NJ) .....</b>	<b>181</b>
<b>11.1:</b> Chain of Custody .....	182
<b>Section 12: General Chemistry - QC Data (SGS Dayton, NJ) .....</b>	<b>184</b>
<b>12.1:</b> Method Blank and Spike Results Summary .....	185
<b>12.2:</b> Duplicate Results Summary .....	186
<b>12.3:</b> Matrix Spike Results Summary .....	187
<b>Section 13: Misc. Forms (SGS Scott, LA) .....</b>	<b>188</b>
<b>13.1:</b> Chain of Custody .....	189
<b>Section 14: General Chemistry - QC Data (SGS Scott, LA) .....</b>	<b>198</b>
<b>14.1:</b> Method Blank and Spike Results Summary .....	199
<b>14.2:</b> Duplicate Results Summary .....	200



## Sample Summary

Chevron USA, Inc.

**Job No:** DA75444

TASMCOA:Cache 8-13,24,34,Cornish 8-53

Project No: 10772

Sample Number	Collected		Received	Matrix		Client Sample ID
	Date	Time By		Code	Type	
DA75444-1	09/18/25	11:00 SW	09/18/25	SO	Soil	AST01@0-6"
DA75444-1A	09/18/25	11:00 SW	09/18/25	SO	Soil	AST01@0-6"
DA75444-1B	09/18/25	11:00 SW	09/18/25	SO	Soil	AST01@0-6"
DA75444-2	09/18/25	11:02 SW	09/18/25	SO	Soil	AST02@0-6"
DA75444-2A	09/18/25	11:02 SW	09/18/25	SO	Soil	AST02@0-6"
DA75444-2B	09/18/25	11:02 SW	09/18/25	SO	Soil	AST02@0-6"
DA75444-3	09/18/25	11:04 SW	09/18/25	SO	Soil	AST03@0-6"
DA75444-3A	09/18/25	11:04 SW	09/18/25	SO	Soil	AST03@0-6"
DA75444-3B	09/18/25	11:04 SW	09/18/25	SO	Soil	AST03@0-6"
DA75444-4	09/18/25	11:06 SW	09/18/25	SO	Soil	AST04@0-6"
DA75444-4A	09/18/25	11:06 SW	09/18/25	SO	Soil	AST04@0-6"
DA75444-4B	09/18/25	11:06 SW	09/18/25	SO	Soil	AST04@0-6"
DA75444-5	09/18/25	11:08 SW	09/18/25	SO	Soil	AST05@0-6"

---

Soil samples reported on a dry weight basis unless otherwise indicated on result page.



## Sample Summary

(continued)

Chevron USA, Inc.

**Job No:** DA75444

TASMCOA: Cache 8-13, 24, 34, Cornish 8-53

Project No: 10772

Sample Number	Collected		Received	Matrix		Client Sample ID
	Date	Time By		Code	Type	
DA75444-5A	09/18/25	11:08 SW	09/18/25	SO	Soil	AST05@0-6"
DA75444-5B	09/18/25	11:08 SW	09/18/25	SO	Soil	AST05@0-6"
DA75444-6	09/18/25	12:12 SW	09/18/25	SO	Soil	SEP01-FL@3'
DA75444-6A	09/18/25	12:12 SW	09/18/25	SO	Soil	SEP01-FL@3'
DA75444-6B	09/18/25	12:12 SW	09/18/25	SO	Soil	SEP01-FL@3'
DA75444-7	09/18/25	12:13 SW	09/18/25	SO	Soil	SEP02-FL@3'
DA75444-7A	09/18/25	12:13 SW	09/18/25	SO	Soil	SEP02-FL@3'
DA75444-7B	09/18/25	12:13 SW	09/18/25	SO	Soil	SEP02-FL@3'
DA75444-8	09/18/25	12:14 SW	09/18/25	SO	Soil	SEP03-FL@3'
DA75444-8A	09/18/25	12:14 SW	09/18/25	SO	Soil	SEP03-FL@3'
DA75444-8B	09/18/25	12:14 SW	09/18/25	SO	Soil	SEP03-FL@3'
DA75444-9	09/18/25	12:15 SW	09/18/25	SO	Soil	SEP04-FL@3'
DA75444-9A	09/18/25	12:15 SW	09/18/25	SO	Soil	SEP04-FL@3'

Soil samples reported on a dry weight basis unless otherwise indicated on result page.



## Sample Summary

(continued)

Chevron USA, Inc.

**Job No:** DA75444

TASMCOA: Cache 8-13,24,34, Cornish 8-53

Project No: 10772

Sample Number	Collected Date	Time By	Received	Matrix Code	Type	Client Sample ID
DA75444-9B	09/18/25	12:15	SW	09/18/25	SO Soil	SEP04-FL@3'
DA75444-10	09/18/25	13:30	SW	09/18/25	SO Soil	PWV01-B@4'
DA75444-10A	09/18/25	13:30	SW	09/18/25	SO Soil	PWV01-B@4'
DA75444-10B	09/18/25	13:30	SW	09/18/25	SO Soil	PWV01-B@4'
DA75444-11	09/18/25	13:32	SW	09/18/25	SO Soil	PWV01-N@2'
DA75444-11A	09/18/25	13:32	SW	09/18/25	SO Soil	PWV01-N@2'
DA75444-11B	09/18/25	13:32	SW	09/18/25	SO Soil	PWV01-N@2'
DA75444-12	09/18/25	13:38	SW	09/18/25	SO Soil	PWV01-W@2'
DA75444-12A	09/18/25	13:38	SW	09/18/25	SO Soil	PWV01-W@2'
DA75444-12B	09/18/25	13:38	SW	09/18/25	SO Soil	PWV01-W@2'

---

Soil samples reported on a dry weight basis unless otherwise indicated on result page.

## Summary of Hits

**Job Number:** DA75444  
**Account:** Chevron USA, Inc.  
**Project:** TASMCOA:Cache 8-13,24,34,Cornish 8-53  
**Collected:** 09/18/25

Lab Sample ID	Client Sample ID	Result/ Qual	RL	MDL	Units	Method
---------------	------------------	-----------------	----	-----	-------	--------

**DA75444-1      AST01@0-6''**

Benzene <sup>a</sup>	0.120	0.027			mg/kg	SW846 8260D
Ethylbenzene <sup>a</sup>	6.61	0.054			mg/kg	SW846 8260D
Toluene <sup>a</sup>	10.3	0.27			mg/kg	SW846 8260D
1,2,4-Trimethylbenzene <sup>b</sup>	28.6	1.1			mg/kg	SW846 8260D
1,3,5-Trimethylbenzene <sup>a</sup>	7.99	0.27			mg/kg	SW846 8260D
m,p-Xylene <sup>b</sup>	33.9	0.43			mg/kg	SW846 8260D
o-Xylene <sup>b</sup>	17.7	0.22			mg/kg	SW846 8260D
Xylene (total) <sup>b</sup>	51.6	0.43			mg/kg	SW846 8260D
TPH-GRO (C6-C10) <sup>b</sup>	1310	43			mg/kg	SW846 8260D
Fluorene <sup>c</sup>	3.12	0.20			mg/kg	SW846 8270E
1-Methylnaphthalene	21.1	0.20			mg/kg	SW846 8270E
2-Methylnaphthalene	35.6	0.20			mg/kg	SW846 8270E
Naphthalene	9.99	0.10			mg/kg	SW846 8270E
TPH-DRO (C10-C28)	10800	41			mg/kg	SW846-8015C
TPH-ORO (> C28-C36)	4110	61			mg/kg	SW846-8015C
Arsenic	2.4	0.068			mg/kg	SW846 6020B
Barium	58.6	0.68			mg/kg	SW846 6020B
Cadmium	0.074	0.034			mg/kg	SW846 6020B
Copper	3.1	0.68			mg/kg	SW846 6020B
Lead	4.8	0.17			mg/kg	SW846 6020B
Nickel	2.7	0.68			mg/kg	SW846 6020B
Zinc	12.0	3.4			mg/kg	SW846 6020B
pH <sup>a</sup>	7.71				su	WREP-125,4E-SATPASTE
Specific Conductivity <sup>a</sup>	1.6	0.010			mmhos/cm	SM 2510B-2011 MOD

**DA75444-1A      AST01@0-6''**

Calcium <sup>a</sup>	294	0.50			mg/l	SW846 6010C
Magnesium <sup>a</sup>	70.4	0.50			mg/l	SW846 6010C
Sodium <sup>a</sup>	30.4	2.5			mg/l	SW846 6010C
Sodium Adsorption Ratio <sup>d</sup>	0.413				ratio	USDA HANDBOOK 60

**DA75444-1B      AST01@0-6''**

No hits reported in this sample.

**DA75444-2      AST02@0-6''**

Benzene <sup>a</sup>	2.79	0.28			mg/kg	SW846 8260D
Ethylbenzene <sup>a</sup>	31.7	0.55			mg/kg	SW846 8260D
Toluene <sup>a</sup>	68.3	2.8			mg/kg	SW846 8260D
1,2,4-Trimethylbenzene <sup>a</sup>	108	2.8			mg/kg	SW846 8260D
1,3,5-Trimethylbenzene <sup>a</sup>	34.2	2.8			mg/kg	SW846 8260D

## Summary of Hits

**Job Number:** DA75444  
**Account:** Chevron USA, Inc.  
**Project:** TASMCOA:Cache 8-13,24,34,Cornish 8-53  
**Collected:** 09/18/25

2

Lab Sample ID Analyte	Client Sample ID	Result/ Qual	RL	MDL	Units	Method
m,p-Xylene <sup>a</sup>		139	1.1		mg/kg	SW846 8260D
o-Xylene <sup>a</sup>		74.9	0.55		mg/kg	SW846 8260D
Xylene (total) <sup>a</sup>		214	1.1		mg/kg	SW846 8260D
TPH-GRO (C6-C10) <sup>a</sup>		4520	110		mg/kg	SW846 8260D
Benzo(a)anthracene <sup>e</sup>		146	51		mg/kg	SW846 8270E
Chrysene <sup>e</sup>		60.0	41		mg/kg	SW846 8270E
Fluoranthene <sup>e</sup>		69.4	41		mg/kg	SW846 8270E
Fluorene <sup>e</sup>		832	41		mg/kg	SW846 8270E
1-Methylnaphthalene <sup>e</sup>		2960	41		mg/kg	SW846 8270E
2-Methylnaphthalene <sup>e</sup>		4430	41		mg/kg	SW846 8270E
Naphthalene <sup>e</sup>		519	20		mg/kg	SW846 8270E
Pyrene <sup>e</sup>		49.5	41		mg/kg	SW846 8270E
TPH-DRO (C10-C28)		26800	420		mg/kg	SW846-8015C
TPH-ORO (> C28-C36)		12100	640		mg/kg	SW846-8015C
Arsenic		2.3	0.061		mg/kg	SW846 6020B
Barium		39.4	0.61		mg/kg	SW846 6020B
Cadmium		0.083	0.030		mg/kg	SW846 6020B
Copper		6.3	0.61		mg/kg	SW846 6020B
Lead		4.8	0.15		mg/kg	SW846 6020B
Nickel		6.8	0.61		mg/kg	SW846 6020B
Zinc		17.7	3.0		mg/kg	SW846 6020B
pH <sup>a</sup>		8.82			su	WREP-125,4E-SATPASTE
Specific Conductivity <sup>a</sup>		0.90	0.010		mmhos/cm	SM 2510B-2011 MOD

**DA75444-2A AST02@0-6"**

Calcium <sup>a</sup>		116	0.50		mg/l	SW846 6010C
Magnesium <sup>a</sup>		29.3	0.50		mg/l	SW846 6010C
Sodium <sup>a</sup>		53.4	2.5		mg/l	SW846 6010C
Sodium Adsorption Ratio <sup>d</sup>		1.15			ratio	USDA HANDBOOK 60

**DA75444-2B AST02@0-6"**

No hits reported in this sample.

**DA75444-3 AST03@0-6"**

m,p-Xylene <sup>a</sup>		0.154	0.11		mg/kg	SW846 8260D
o-Xylene <sup>a</sup>		0.0706	0.056		mg/kg	SW846 8260D
Xylene (total) <sup>a</sup>		0.224	0.11		mg/kg	SW846 8260D
TPH-GRO (C6-C10) <sup>a</sup>		40.7	11		mg/kg	SW846 8260D
Benzo(a)pyrene		0.0962	0.0041		mg/kg	SW846 8270E
Fluoranthene		0.0648	0.0041		mg/kg	SW846 8270E
Fluorene		1.04	0.0041		mg/kg	SW846 8270E
1-Methylnaphthalene		6.92	0.020		mg/kg	SW846 8270E

## Summary of Hits

**Job Number:** DA75444  
**Account:** Chevron USA, Inc.  
**Project:** TASMCOA:Cache 8-13,24,34,Cornish 8-53  
**Collected:** 09/18/25

Lab Sample ID	Client Sample ID	Result/ Qual	RL	MDL	Units	Method
2-Methylnaphthalene		7.65	0.020		mg/kg	SW846 8270E
Naphthalene		0.638	0.0020		mg/kg	SW846 8270E
Pyrene		0.0672	0.0041		mg/kg	SW846 8270E
TPH-DRO (C10-C28)		7200	40		mg/kg	SW846-8015C
TPH-ORO (> C28-C36)		3920	60		mg/kg	SW846-8015C
Arsenic		1.8	0.087		mg/kg	SW846 6020B
Barium		30.7	0.87		mg/kg	SW846 6020B
Cadmium		0.049	0.043		mg/kg	SW846 6020B
Copper		5.6	0.87		mg/kg	SW846 6020B
Lead		4.3	0.22		mg/kg	SW846 6020B
Nickel		3.0	0.87		mg/kg	SW846 6020B
Zinc		16.5	4.3		mg/kg	SW846 6020B
pH <sup>a</sup>		7.62			su	WREP-125,4E-SATPASTE
Specific Conductivity <sup>a</sup>		1.2	0.010		mmhos/cm	SM 2510B-2011 MOD

**DA75444-3A AST03@0-6"**

Calcium <sup>a</sup>	69.2	0.50		mg/l	SW846 6010C
Magnesium <sup>a</sup>	51.3	0.50		mg/l	SW846 6010C
Sodium <sup>a</sup>	114	2.5		mg/l	SW846 6010C
Sodium Adsorption Ratio <sup>d</sup>	2.53			ratio	USDA HANDBOOK 60

**DA75444-3B AST03@0-6"**

No hits reported in this sample.

**DA75444-4 AST04@0-6"**

Ethylbenzene <sup>a</sup>	0.0109	0.0011		mg/kg	SW846 8260D
1,2,4-Trimethylbenzene <sup>a</sup>	0.0594	0.0053		mg/kg	SW846 8260D
1,3,5-Trimethylbenzene <sup>a</sup>	0.809	0.26		mg/kg	SW846 8260D
m,p-Xylene <sup>a</sup>	0.0153	0.0021		mg/kg	SW846 8260D
o-Xylene <sup>a</sup>	0.0656	0.0011		mg/kg	SW846 8260D
Xylene (total) <sup>a</sup>	0.0809	0.0021		mg/kg	SW846 8260D
TPH-GRO (C6-C10) <sup>a</sup>	81.8	10		mg/kg	SW846 8260D
Fluorene	0.0291	0.0039		mg/kg	SW846 8270E
1-Methylnaphthalene	0.0449	0.0039		mg/kg	SW846 8270E
2-Methylnaphthalene	0.0642	0.0039		mg/kg	SW846 8270E
Naphthalene	0.0047	0.0020		mg/kg	SW846 8270E
TPH-DRO (C10-C28)	122	4.0		mg/kg	SW846-8015C
TPH-ORO (> C28-C36)	127	6.1		mg/kg	SW846-8015C
Arsenic	1.2	0.080		mg/kg	SW846 6020B
Barium	22.0	0.80		mg/kg	SW846 6020B
Cadmium	0.048	0.040		mg/kg	SW846 6020B
Copper	3.0	0.80		mg/kg	SW846 6020B

## Summary of Hits

**Job Number:** DA75444  
**Account:** Chevron USA, Inc.  
**Project:** TASMCOA:Cache 8-13,24,34,Cornish 8-53  
**Collected:** 09/18/25

Lab Sample ID	Client Sample ID	Result/ Qual	RL	MDL	Units	Method
		2.7	0.20		mg/kg	SW846 6020B
		2.2	0.80		mg/kg	SW846 6020B
		0.17	0.16		mg/kg	SW846 6020B
		9.3	4.0		mg/kg	SW846 6020B
		7.79			su	WREP-125,4E-SATPASTE
		1.8	0.010		mmhos/cm	SM 2510B-2011 MOD
		0.82	0.42		mg/kg	SW846 3060A/7199

**DA75444-4A AST04@0-6"**

Calcium <sup>a</sup>	88.5	0.50		mg/l	SW846 6010C
Magnesium <sup>a</sup>	19.3	0.50		mg/l	SW846 6010C
Sodium <sup>a</sup>	282	2.5		mg/l	SW846 6010C
Sodium Adsorption Ratio <sup>d</sup>	7.07			ratio	USDA HANDBOOK 60

**DA75444-4B AST04@0-6"**

No hits reported in this sample.

**DA75444-5 AST05@0-6"**

TPH-DRO (C10-C28)	14.0	4.3		mg/kg	SW846-8015C
Arsenic	2.2	0.060		mg/kg	SW846 6020B
Barium	35.6	0.60		mg/kg	SW846 6020B
Cadmium	0.041	0.030		mg/kg	SW846 6020B
Copper	2.2	0.60		mg/kg	SW846 6020B
Lead	3.6	0.15		mg/kg	SW846 6020B
Nickel	2.1	0.60		mg/kg	SW846 6020B
Zinc	9.4	3.0		mg/kg	SW846 6020B
pH <sup>a</sup>	8.10			su	WREP-125,4E-SATPASTE
Specific Conductivity <sup>a</sup>	0.30	0.010		mmhos/cm	SM 2510B-2011 MOD

**DA75444-5A AST05@0-6"**

Calcium <sup>a</sup>	34.4	0.50		mg/l	SW846 6010C
Magnesium <sup>a</sup>	12.2	0.50		mg/l	SW846 6010C
Sodium <sup>a</sup>	6.17	2.5		mg/l	SW846 6010C
Sodium Adsorption Ratio <sup>d</sup>	0.230			ratio	USDA HANDBOOK 60

**DA75444-5B AST05@0-6"**

No hits reported in this sample.

## Summary of Hits

**Job Number:** DA75444  
**Account:** Chevron USA, Inc.  
**Project:** TASMCOA:Cache 8-13,24,34,Cornish 8-53  
**Collected:** 09/18/25

Lab Sample ID	Client Sample ID	Result/ Qual	RL	MDL	Units	Method
---------------	------------------	-----------------	----	-----	-------	--------

**DA75444-6 SEP01-FL@3'**

TPH-DRO (C10-C28)		14.9	4.3		mg/kg	SW846-8015C
TPH-ORO (> C28-C36)		14.9	6.5		mg/kg	SW846-8015C
Arsenic		2.8	0.065		mg/kg	SW846 6020B
Barium		44.7	0.65		mg/kg	SW846 6020B
Cadmium		0.090	0.032		mg/kg	SW846 6020B
Copper		3.5	0.65		mg/kg	SW846 6020B
Lead		5.8	0.16		mg/kg	SW846 6020B
Nickel		2.9	0.65		mg/kg	SW846 6020B
Zinc		12.9	3.2		mg/kg	SW846 6020B
pH <sup>a</sup>		9.22			su	WREP-125,4E-SATPASTE
Specific Conductivity <sup>a</sup>		0.63	0.010		mmhos/cm	SM 2510B-2011 MOD

**DA75444-6A SEP01-FL@3'**

Calcium <sup>a</sup>		69.3	0.50		mg/l	SW846 6010C
Magnesium <sup>a</sup>		12.7	0.50		mg/l	SW846 6010C
Sodium <sup>a</sup>		18.9	2.5		mg/l	SW846 6010C
Sodium Adsorption Ratio <sup>d</sup>		0.547			ratio	USDA HANDBOOK 60

**DA75444-6B SEP01-FL@3'**

No hits reported in this sample.

**DA75444-7 SEP02-FL@3'**

TPH-DRO (C10-C28)		25.7	4.2		mg/kg	SW846-8015C
TPH-ORO (> C28-C36)		32.2	6.3		mg/kg	SW846-8015C
Arsenic		2.5	0.061		mg/kg	SW846 6020B
Barium		44.7	0.61		mg/kg	SW846 6020B
Cadmium		0.16	0.031		mg/kg	SW846 6020B
Copper		3.6	0.61		mg/kg	SW846 6020B
Lead		5.6	0.15		mg/kg	SW846 6020B
Nickel		2.8	0.61		mg/kg	SW846 6020B
Zinc		13.9	3.1		mg/kg	SW846 6020B
pH <sup>a</sup>		8.33			su	WREP-125,4E-SATPASTE

**DA75444-7A SEP02-FL@3'**

Calcium <sup>a</sup>		57.5	0.50		mg/l	SW846 6010C
Magnesium <sup>a</sup>		12.0	0.50		mg/l	SW846 6010C
Sodium <sup>a</sup>		33.0	2.5		mg/l	SW846 6010C
Sodium Adsorption Ratio <sup>d</sup>		1.03			ratio	USDA HANDBOOK 60

## Summary of Hits

**Job Number:** DA75444  
**Account:** Chevron USA, Inc.  
**Project:** TASMCOA:Cache 8-13,24,34,Cornish 8-53  
**Collected:** 09/18/25

Lab Sample ID	Client Sample ID	Result/ Qual	RL	MDL	Units	Method
---------------	------------------	-----------------	----	-----	-------	--------

**DA75444-7B SEP02-FL@3'**

No hits reported in this sample.

**DA75444-8 SEP03-FL@3'**

TPH-DRO (C10-C28)	15.8	4.2		mg/kg	SW846-8015C
TPH-ORO (> C28-C36)	16.9	6.3		mg/kg	SW846-8015C
Arsenic	3.6	0.061		mg/kg	SW846 6020B
Barium	57.9	0.61		mg/kg	SW846 6020B
Cadmium	0.083	0.031		mg/kg	SW846 6020B
Copper	3.3	0.61		mg/kg	SW846 6020B
Lead	5.1	0.15		mg/kg	SW846 6020B
Nickel	3.5	0.61		mg/kg	SW846 6020B
Zinc	12.2	3.1		mg/kg	SW846 6020B
pH <sup>a</sup>	8.25			su	WREP-125,4E-SATPASTE

**DA75444-8A SEP03-FL@3'**

Calcium <sup>a</sup>	216	0.50		mg/l	SW846 6010C
Magnesium <sup>a</sup>	36.6	0.50		mg/l	SW846 6010C
Sodium <sup>a</sup>	11.2	2.5		mg/l	SW846 6010C
Sodium Adsorption Ratio <sup>d</sup>	0.185			ratio	USDA HANDBOOK 60

**DA75444-8B SEP03-FL@3'**

No hits reported in this sample.

**DA75444-9 SEP04-FL@3'**

TPH-DRO (C10-C28)	16.4	4.3		mg/kg	SW846-8015C
TPH-ORO (> C28-C36)	18.9	6.5		mg/kg	SW846-8015C
Arsenic	2.7	0.076		mg/kg	SW846 6020B
Barium	52.5	0.76		mg/kg	SW846 6020B
Cadmium	0.050	0.038		mg/kg	SW846 6020B
Copper	2.5	0.76		mg/kg	SW846 6020B
Lead	4.3	0.19		mg/kg	SW846 6020B
Nickel	2.6	0.76		mg/kg	SW846 6020B
Zinc	10.9	3.8		mg/kg	SW846 6020B
pH <sup>a</sup>	9.24			su	WREP-125,4E-SATPASTE

**DA75444-9A SEP04-FL@3'**

Calcium <sup>a</sup>	290	0.50		mg/l	SW846 6010C
Magnesium <sup>a</sup>	64.6	0.50		mg/l	SW846 6010C

## Summary of Hits

**Job Number:** DA75444  
**Account:** Chevron USA, Inc.  
**Project:** TASMCOA:Cache 8-13,24,34,Cornish 8-53  
**Collected:** 09/18/25

Lab Sample ID	Client Sample ID	Result/ Qual	RL	MDL	Units	Method
---------------	------------------	-----------------	----	-----	-------	--------

Sodium <sup>a</sup>		195	2.5		mg/l	SW846 6010C
Sodium Adsorption Ratio <sup>d</sup>		2.69			ratio	USDA HANDBOOK 60

**DA75444-9B SEP04-FL@3'**

No hits reported in this sample.

**DA75444-10 PWV01-B@4'**

TPH-DRO (C10-C28)		46.1	4.6		mg/kg	SW846-8015C
TPH-ORO (> C28-C36)		53.1	6.9		mg/kg	SW846-8015C
Arsenic		2.9	0.082		mg/kg	SW846 6020B
Barium		34.2	0.82		mg/kg	SW846 6020B
Cadmium		0.069	0.041		mg/kg	SW846 6020B
Copper		2.7	0.82		mg/kg	SW846 6020B
Lead		3.8	0.20		mg/kg	SW846 6020B
Nickel		2.7	0.82		mg/kg	SW846 6020B
Zinc		11.8	4.1		mg/kg	SW846 6020B
pH <sup>a</sup>		9.25			su	WREP-125,4E-SATPASTE
Specific Conductivity <sup>a</sup>		0.21	0.010		mmhos/cm	SM 2510B-2011 MOD

**DA75444-10A PWV01-B@4'**

Calcium <sup>a</sup>		44.5	0.50		mg/l	SW846 6010C
Magnesium <sup>a</sup>		7.76	0.50		mg/l	SW846 6010C
Sodium <sup>a</sup>		24.0	2.5		mg/l	SW846 6010C
Sodium Adsorption Ratio <sup>d</sup>		0.872			ratio	USDA HANDBOOK 60

**DA75444-10B PWV01-B@4'**

No hits reported in this sample.

**DA75444-11 PWV01-N@2'**

1-Methylnaphthalene		0.0091	0.0044		mg/kg	SW846 8270E
2-Methylnaphthalene		0.0139	0.0044		mg/kg	SW846 8270E
TPH-DRO (C10-C28)		36.9	4.5		mg/kg	SW846-8015C
TPH-ORO (> C28-C36)		30.2	6.7		mg/kg	SW846-8015C
Arsenic		3.0	0.060		mg/kg	SW846 6020B
Barium		30.4	0.60		mg/kg	SW846 6020B
Cadmium		0.072	0.030		mg/kg	SW846 6020B
Copper		2.8	0.60		mg/kg	SW846 6020B
Lead		3.9	0.15		mg/kg	SW846 6020B
Nickel		2.6	0.60		mg/kg	SW846 6020B
Zinc		11.2	3.0		mg/kg	SW846 6020B

## Summary of Hits

**Job Number:** DA75444  
**Account:** Chevron USA, Inc.  
**Project:** TASMCOA:Cache 8-13,24,34,Cornish 8-53  
**Collected:** 09/18/25

Lab Sample ID	Client Sample ID	Result/ Qual	RL	MDL	Units	Method
---------------	------------------	-----------------	----	-----	-------	--------

pH <sup>a</sup>		9.02			su	WREP-125,4E-SATPASTE
-----------------	--	------	--	--	----	----------------------

**DA75444-11A PWV01-N@2'**

Calcium <sup>a</sup>		70.7	0.50		mg/l	SW846 6010C
Magnesium <sup>a</sup>		13.8	0.50		mg/l	SW846 6010C
Sodium <sup>a</sup>		5.00	2.5		mg/l	SW846 6010C
Sodium Adsorption Ratio <sup>d</sup>		0.142			ratio	USDA HANDBOOK 60

**DA75444-11B PWV01-N@2'**

No hits reported in this sample.

**DA75444-12 PWV01-W@2'**

1-Methylnaphthalene		0.0134	0.0044		mg/kg	SW846 8270E
2-Methylnaphthalene		0.0168	0.0044		mg/kg	SW846 8270E
TPH-DRO (C10-C28)		19.7	4.5		mg/kg	SW846-8015C
TPH-ORO (> C28-C36)		14.1	6.7		mg/kg	SW846-8015C
Arsenic		2.5	0.068		mg/kg	SW846 6020B
Barium		36.2	0.68		mg/kg	SW846 6020B
Cadmium		0.057	0.034		mg/kg	SW846 6020B
Copper		2.6	0.68		mg/kg	SW846 6020B
Lead		3.7	0.17		mg/kg	SW846 6020B
Nickel		2.5	0.68		mg/kg	SW846 6020B
Zinc		11.2	3.4		mg/kg	SW846 6020B
pH <sup>a</sup>		8.33			su	WREP-125,4E-SATPASTE
Specific Conductivity <sup>a</sup>		0.32	0.010		mmhos/cm	SM 2510B-2011 MOD

**DA75444-12A PWV01-W@2'**

Calcium <sup>a</sup>		64.2	0.50		mg/l	SW846 6010C
Magnesium <sup>a</sup>		12.3	0.50		mg/l	SW846 6010C
Sodium <sup>a</sup>		7.42	2.5		mg/l	SW846 6010C
Sodium Adsorption Ratio <sup>d</sup>		0.222			ratio	USDA HANDBOOK 60

**DA75444-12B PWV01-W@2'**

No hits reported in this sample.

- (a) Analysis performed at SGS Scott, LA.
- (b) Sample analyzed beyond hold time due for compound(s) over calibration range. Analysis performed at SGS Scott, LA.
- (c) Elevated reporting limits due to dilution and matrix interference.
- (d) Calculated as:  $(Na \text{ meq/L}) / \sqrt{[(Ca \text{ meq/L}) + (Mg \text{ meq/L})/2]}$

## Summary of Hits

**Job Number:** DA75444  
**Account:** Chevron USA, Inc.  
**Project:** TASMCOA:Cache 8-13,24,34,Cornish 8-53  
**Collected:** 09/18/25

Lab Sample ID	Client Sample ID	Result/ Qual	RL	MDL	Units	Method
---------------	------------------	-----------------	----	-----	-------	--------

- (e) Dilution required due to matrix interference; High concentration of TPH detected.
- (f) Analysis performed at SGS Dayton, NJ.

Sample Results

---

Report of Analysis

---

## Report of Analysis

<b>Client Sample ID:</b> AST01@0-6"		<b>Date Sampled:</b> 09/18/25
<b>Lab Sample ID:</b> DA75444-1		<b>Date Received:</b> 09/18/25
<b>Matrix:</b> SO - Soil		<b>Percent Solids:</b> 95.3
<b>Method:</b> SW846 8260D		
<b>Project:</b> TASMCOA:Cache 8-13,24,34,Cornish 8-53		

Run #	File ID	DF	Analyzed	By	Prep Date	Prep Batch	Analytical Batch
Run #1 <sup>a</sup>	1X101340924.D	1	10/03/25 14:28	ALA	n/a	n/a	L:V1X7383
Run #2 <sup>b</sup>	1X101340896.D	1	10/02/25 19:41	ALA	n/a	n/a	L:V1X7381

Run #	Initial Weight	Final Volume	Methanol Aliquot
Run #1	5.1 g	5.0 ml	25.0 ul
Run #2	5.1 g	5.0 ml	100 ul

### VOA COGCC Table 915 soil list

CAS No.	Compound	Result	RL	Units	Q
71-43-2	Benzene	0.120 <sup>c</sup>	0.027	mg/kg	
100-41-4	Ethylbenzene	6.61 <sup>c</sup>	0.054	mg/kg	
108-88-3	Toluene	10.3 <sup>c</sup>	0.27	mg/kg	
95-63-6	1,2,4-Trimethylbenzene	28.6	1.1	mg/kg	
108-67-8	1,3,5-Trimethylbenzene	7.99 <sup>c</sup>	0.27	mg/kg	
	m,p-Xylene	33.9	0.43	mg/kg	
95-47-6	o-Xylene	17.7	0.22	mg/kg	
1330-20-7	Xylene (total)	51.6	0.43	mg/kg	
	TPH-GRO (C6-C10)	1310	43	mg/kg	

CAS No.	Surrogate Recoveries	Run# 1	Run# 2	Limits
17060-07-0	1,2-Dichloroethane-D4	88%	84%	59-143%
2037-26-5	Toluene-D8	102%	99%	52-159%
460-00-4	4-Bromofluorobenzene	105%	112%	38-183%

(a) Sample analyzed beyond hold time due for compound(s) over calibration range. Analysis performed at SGS Scott, LA.

(b) Analysis performed at SGS Scott, LA.

(c) Result is from Run# 2

RL = Reporting Limit  
E = Indicates value exceeds calibration range

J = Indicates an estimated value  
B = Indicates analyte found in associated method blank  
N = Indicates presumptive evidence of a compound

# Report of Analysis

<b>Client Sample ID:</b> AST01@0-6"		
<b>Lab Sample ID:</b> DA75444-1		<b>Date Sampled:</b> 09/18/25
<b>Matrix:</b> SO - Soil		<b>Date Received:</b> 09/18/25
<b>Method:</b> SW846 8270E SW846 3570		<b>Percent Solids:</b> 95.3
<b>Project:</b> TASMCOA:Cache 8-13,24,34,Cornish 8-53		

	File ID	DF	Analyzed	By	Prep Date	Prep Batch	Analytical Batch
Run #1	6G21379.D	1	09/26/25 11:52	TH	09/25/25 12:00	OP28688	E6G803
Run #2	3G60861.D	50	10/03/25 18:45	TH	09/25/25 12:00	OP28688	E3G2925

	Initial Weight	Final Volume
Run #1	5.2 g	10.0 ml
Run #2	5.2 g	10.0 ml

### COGCC Table 915-1 PAH List

CAS No.	Compound	Result	RL	Units	Q
83-32-9	Acenaphthene	< 0.0040	0.0040	mg/kg	
120-12-7	Anthracene	< 0.20 <sup>a</sup>	0.20	mg/kg	
56-55-3	Benzo(a)anthracene	< 0.0050	0.0050	mg/kg	
205-99-2	Benzo(b)fluoranthene	< 0.0040	0.0040	mg/kg	
207-08-9	Benzo(k)fluoranthene	< 0.0040	0.0040	mg/kg	
50-32-8	Benzo(a)pyrene	< 0.0040	0.0040	mg/kg	
218-01-9	Chrysene	< 0.0040	0.0040	mg/kg	
53-70-3	Dibenzo(a,h)anthracene	< 0.0040	0.0040	mg/kg	
206-44-0	Fluoranthene	< 0.20 <sup>a</sup>	0.20	mg/kg	
86-73-7	Fluorene <sup>b</sup>	3.12 <sup>a</sup>	0.20	mg/kg	
193-39-5	Indeno(1,2,3-cd)pyrene	< 0.0040	0.0040	mg/kg	
90-12-0	1-Methylnaphthalene	21.1 <sup>a</sup>	0.20	mg/kg	
91-57-6	2-Methylnaphthalene	35.6 <sup>a</sup>	0.20	mg/kg	
91-20-3	Naphthalene	9.99 <sup>a</sup>	0.10	mg/kg	
129-00-0	Pyrene	< 0.0040	0.0040	mg/kg	

CAS No.	Surrogate Recoveries	Run# 1	Run# 2	Limits
321-60-8	2-Fluorobiphenyl	133%	144% <sup>c</sup>	22-138%
4165-60-0	Nitrobenzene-d5	567% <sup>d</sup>	790% <sup>c</sup>	32-143%
1718-51-0	Terphenyl-d14	96%	504% <sup>c</sup>	48-149%

- (a) Result is from Run# 2
- (b) Elevated reporting limits due to dilution and matrix interference.
- (c) Outside control limits due to dilution.
- (d) Outside control limits due to matrix interference.

RL = Reporting Limit  
E = Indicates value exceeds calibration range

J = Indicates an estimated value  
B = Indicates analyte found in associated method blank  
N = Indicates presumptive evidence of a compound

## Report of Analysis

3.1  
3

<b>Client Sample ID:</b> AST01@0-6"		
<b>Lab Sample ID:</b> DA75444-1		<b>Date Sampled:</b> 09/18/25
<b>Matrix:</b> SO - Soil		<b>Date Received:</b> 09/18/25
<b>Method:</b> SW846-8015C SW846 3570		<b>Percent Solids:</b> 95.3
<b>Project:</b> TASMCOA:Cache 8-13,24,34,Cornish 8-53		

Run #	File ID	DF	Analyzed	By	Prep Date	Prep Batch	Analytical Batch
Run #1	FN95168.D	10	09/30/25 16:50	ZM	09/23/25 10:30	OP28680	GFN514
Run #2							

Run #	Initial Weight	Final Volume
Run #1	5.2 g	10.0 ml
Run #2		

### DRO C10-C28, ORO > C28-C36

CAS No.	Compound	Result	RL	Units	Q
	TPH-DRO (C10-C28)	10800	41	mg/kg	
	TPH-ORO (> C28-C36)	4110	61	mg/kg	

CAS No.	Surrogate Recoveries	Run# 1	Run# 2	Limits
84-15-1	o-Terphenyl	127%		20-142%

RL = Reporting Limit  
E = Indicates value exceeds calibration range

J = Indicates an estimated value  
B = Indicates analyte found in associated method blank  
N = Indicates presumptive evidence of a compound

## Report of Analysis

<b>Client Sample ID:</b> AST01@0-6"		<b>Date Sampled:</b> 09/18/25
<b>Lab Sample ID:</b> DA75444-1		<b>Date Received:</b> 09/18/25
<b>Matrix:</b> SO - Soil		<b>Percent Solids:</b> 95.3
<b>Project:</b> TASMCOA:Cache 8-13,24,34,Cornish 8-53		

### Metals Analysis

Analyte	Result	RL	Units	DF	Prep	Analyzed By	Method	Prep Method
Arsenic	2.4	0.068	mg/kg	5	09/22/25	09/24/25 GS	SW846 6020B <sup>1</sup>	SW846 3050B <sup>3</sup>
Barium	58.6	0.68	mg/kg	5	09/22/25	09/24/25 GS	SW846 6020B <sup>1</sup>	SW846 3050B <sup>3</sup>
Cadmium	0.074	0.034	mg/kg	5	09/22/25	09/24/25 GS	SW846 6020B <sup>1</sup>	SW846 3050B <sup>3</sup>
Copper	3.1	0.68	mg/kg	5	09/22/25	09/24/25 GS	SW846 6020B <sup>1</sup>	SW846 3050B <sup>3</sup>
Lead	4.8	0.17	mg/kg	5	09/22/25	09/24/25 GS	SW846 6020B <sup>1</sup>	SW846 3050B <sup>3</sup>
Nickel	2.7	0.68	mg/kg	5	09/22/25	09/24/25 GS	SW846 6020B <sup>1</sup>	SW846 3050B <sup>3</sup>
Selenium	< 0.14	0.14	mg/kg	5	09/22/25	09/24/25 GS	SW846 6020B <sup>1</sup>	SW846 3050B <sup>3</sup>
Silver	< 0.10	0.10	mg/kg	10	09/24/25	10/03/25 CDL	SW846 6020B <sup>2</sup>	SW846 3050B <sup>4</sup>
Zinc	12.0	3.4	mg/kg	5	09/22/25	09/24/25 GS	SW846 6020B <sup>1</sup>	SW846 3050B <sup>3</sup>

(1) Instrument QC Batch: MA19654

(2) Instrument QC Batch: MA19691

(3) Prep QC Batch: MP43088

(4) Prep QC Batch: MP43179

RL = Reporting Limit

## Report of Analysis

<b>Client Sample ID:</b> AST01@0-6"		<b>Date Sampled:</b> 09/18/25
<b>Lab Sample ID:</b> DA75444-1		<b>Date Received:</b> 09/18/25
<b>Matrix:</b> SO - Soil		<b>Percent Solids:</b> 95.3
<b>Project:</b> TASMCOA:Cache 8-13,24,34,Cornish 8-53		

### General Chemistry

Analyte	Result	RL	Units	DF	Analyzed	By	Method
<b>%solids</b>							
Solids, Percent	95.3		%	1	09/22/25	JL	SM2540G-2011 M
<b>pH-saturated paste method</b>							
pH <sup>a</sup>	7.71		su	1	09/29/25 10:00	ALA	WREP-125,4E-SATPASTE
<b>prep: DEPT.OF AG, BOOK N9</b>							
Specific Conductivity <sup>a</sup>	1.6	0.010	mmhos/cm	1	10/03/25 17:22	ALA	SM 2510B-2011 MOD
Chromium, Hexavalent <sup>b</sup>	< 0.42	0.42	mg/kg	1	10/17/25 12:29	ANJ	SW846 3060A/7199

(a) Analysis performed at SGS Scott, LA.

(b) Analysis performed at SGS Dayton, NJ.

RL = Reporting Limit

## Report of Analysis

<b>Client Sample ID:</b> AST01@0-6"	
<b>Lab Sample ID:</b> DA75444-1A	<b>Date Sampled:</b> 09/18/25
<b>Matrix:</b> SO - Soil	<b>Date Received:</b> 09/18/25
	<b>Percent Solids:</b> 95.3
<b>Project:</b> TASMCOA:Cache 8-13,24,34,Cornish 8-53	

### SAR Metals Analysis

Analyte	Result	RL	Units	DF	Prep	Analyzed By	Method	Prep Method
Calcium <sup>a</sup>	294	0.50	mg/l	5	09/29/25	10/02/25 ALA	SW846 6010C <sup>1</sup>	USDA HANDBOOK 60 <sup>2</sup>
Magnesium <sup>a</sup>	70.4	0.50	mg/l	5	09/29/25	10/02/25 ALA	SW846 6010C <sup>1</sup>	USDA HANDBOOK 60 <sup>2</sup>
Sodium <sup>a</sup>	30.4	2.5	mg/l	5	09/29/25	10/02/25 ALA	SW846 6010C <sup>1</sup>	USDA HANDBOOK 60 <sup>2</sup>

(1) Instrument QC Batch: L:MA30816

(2) Prep QC Batch: L:MP31721

(a) Analysis performed at SGS Scott, LA.

RL = Reporting Limit

## Report of Analysis

<b>Client Sample ID:</b> AST01@0-6"	
<b>Lab Sample ID:</b> DA75444-1A	<b>Date Sampled:</b> 09/18/25
<b>Matrix:</b> SO - Soil	<b>Date Received:</b> 09/18/25
	<b>Percent Solids:</b> 95.3
<b>Project:</b> TASMCOA:Cache 8-13,24,34,Cornish 8-53	

### General Chemistry

Analyte	Result	RL	Units	DF	Analyzed	By	Method
Sodium Adsorption Ratio <sup>a</sup>	0.413		ratio	1	10/02/25 15:58	ALA	USDA HANDBOOK 60

(a) Calculated as:  $(Na \text{ meq/L}) / \sqrt{[(Ca \text{ meq/L}) + (Mg \text{ meq/L})/2]}$

---

RL = Reporting Limit

## Report of Analysis

<b>Client Sample ID:</b> AST01@0-6"	
<b>Lab Sample ID:</b> DA75444-1B	<b>Date Sampled:</b> 09/18/25
<b>Matrix:</b> SO - Soil	<b>Date Received:</b> 09/18/25
	<b>Percent Solids:</b> 95.3
<b>Project:</b> TASMCOA:Cache 8-13,24,34,Cornish 8-53	

### Hot Water Soluble Boron Metals Analysis

Analyte	Result	RL	Units	DF	Prep	Analyzed By	Method	Prep Method
Boron	< 0.50	0.50	mg/l	1	09/23/25	09/24/25 BR	SW846 6010C <sup>1</sup>	HWS-B <sup>2</sup>

(1) Instrument QC Batch: MA19658

(2) Prep QC Batch: MP43087

---

RL = Reporting Limit

## Report of Analysis

<b>Client Sample ID:</b> AST02@0-6"	
<b>Lab Sample ID:</b> DA75444-2	<b>Date Sampled:</b> 09/18/25
<b>Matrix:</b> SO - Soil	<b>Date Received:</b> 09/18/25
<b>Method:</b> SW846 8260D	<b>Percent Solids:</b> 93.9
<b>Project:</b> TASMCOA:Cache 8-13,24,34,Cornish 8-53	

	File ID	DF	Analyzed	By	Prep Date	Prep Batch	Analytical Batch
Run #1 <sup>a</sup>	1X101340884.D	1	10/02/25 16:22	ALA	n/a	n/a	L:V1X7381
Run #2							

	Initial Weight	Final Volume	Methanol Aliquot
Run #1	5.1 g	5.0 ml	10.0 ul
Run #2			

### VOA COGCC Table 915 soil list

CAS No.	Compound	Result	RL	Units	Q
71-43-2	Benzene	2.79	0.28	mg/kg	
100-41-4	Ethylbenzene	31.7	0.55	mg/kg	
108-88-3	Toluene	68.3	2.8	mg/kg	
95-63-6	1,2,4-Trimethylbenzene	108	2.8	mg/kg	
108-67-8	1,3,5-Trimethylbenzene	34.2	2.8	mg/kg	
	m,p-Xylene	139	1.1	mg/kg	
95-47-6	o-Xylene	74.9	0.55	mg/kg	
1330-20-7	Xylene (total)	214	1.1	mg/kg	
	TPH-GRO (C6-C10)	4520	110	mg/kg	

CAS No.	Surrogate Recoveries	Run# 1	Run# 2	Limits
17060-07-0	1,2-Dichloroethane-D4	97%		59-143%
2037-26-5	Toluene-D8	98%		52-159%
460-00-4	4-Bromofluorobenzene	111%		38-183%

(a) Analysis performed at SGS Scott, LA.

RL = Reporting Limit  
E = Indicates value exceeds calibration range

J = Indicates an estimated value  
B = Indicates analyte found in associated method blank  
N = Indicates presumptive evidence of a compound

# Report of Analysis

<b>Client Sample ID:</b> AST02@0-6"		
<b>Lab Sample ID:</b> DA75444-2		<b>Date Sampled:</b> 09/18/25
<b>Matrix:</b> SO - Soil		<b>Date Received:</b> 09/18/25
<b>Method:</b> SW846 8270E SW846 3570		<b>Percent Solids:</b> 93.9
<b>Project:</b> TASMCOA:Cache 8-13,24,34,Cornish 8-53		

	File ID	DF	Analyzed	By	Prep Date	Prep Batch	Analytical Batch
Run #1 <sup>a</sup>	3G60572.D	1	09/26/25 10:02	TH	09/25/25 12:00	OP28689	E3G2914
Run #2 <sup>b</sup>	6G21545.D	10000	09/30/25 18:24	ZL	09/25/25 12:00	OP28689	E6G809

	Initial Weight	Final Volume
Run #1	5.2 g	10.0 ml
Run #2	5.2 g	10.0 ml

### COGCC Table 915-1 PAH List

CAS No.	Compound	Result	RL	Units	Q
83-32-9	Acenaphthene	< 41 <sup>c</sup>	41	mg/kg	
120-12-7	Anthracene	< 41 <sup>c</sup>	41	mg/kg	
56-55-3	Benzo(a)anthracene	146 <sup>c</sup>	51	mg/kg	
205-99-2	Benzo(b)fluoranthene	< 41 <sup>c</sup>	41	mg/kg	
207-08-9	Benzo(k)fluoranthene	< 41 <sup>c</sup>	41	mg/kg	
50-32-8	Benzo(a)pyrene	< 41 <sup>c</sup>	41	mg/kg	
218-01-9	Chrysene	60.0 <sup>c</sup>	41	mg/kg	
53-70-3	Dibenzo(a,h)anthracene	< 41 <sup>c</sup>	41	mg/kg	
206-44-0	Fluoranthene	69.4 <sup>c</sup>	41	mg/kg	
86-73-7	Fluorene	832 <sup>c</sup>	41	mg/kg	
193-39-5	Indeno(1,2,3-cd)pyrene	< 41 <sup>c</sup>	41	mg/kg	
90-12-0	1-Methylnaphthalene	2960 <sup>c</sup>	41	mg/kg	
91-57-6	2-Methylnaphthalene	4430 <sup>c</sup>	41	mg/kg	
91-20-3	Naphthalene	519 <sup>c</sup>	20	mg/kg	
129-00-0	Pyrene	49.5 <sup>c</sup>	41	mg/kg	

CAS No.	Surrogate Recoveries	Run# 1	Run# 2	Limits
321-60-8	2-Fluorobiphenyl	489% <sup>e</sup>	11457% <sup>d</sup>	10-130%
4165-60-0	Nitrobenzene-d5	1550% <sup>e</sup>	34726% <sup>d</sup>	10-130%
1718-51-0	Terphenyl-d14	84%	65500% <sup>d</sup>	10-130%

- (a) Confirmation run.
- (b) Dilution required due to matrix interference; High concentration of TPH detected.
- (c) Result is from Run# 2
- (d) Outside control limits due to dilution.
- (e) Outside control limits due to matrix interference.

RL = Reporting Limit  
E = Indicates value exceeds calibration range

J = Indicates an estimated value  
B = Indicates analyte found in associated method blank  
N = Indicates presumptive evidence of a compound

## Report of Analysis

<b>Client Sample ID:</b> AST02@0-6"		
<b>Lab Sample ID:</b> DA75444-2		<b>Date Sampled:</b> 09/18/25
<b>Matrix:</b> SO - Soil		<b>Date Received:</b> 09/18/25
<b>Method:</b> SW846-8015C SW846 3570		<b>Percent Solids:</b> 93.9
<b>Project:</b> TASMCOA:Cache 8-13,24,34,Cornish 8-53		

	File ID	DF	Analyzed	By	Prep Date	Prep Batch	Analytical Batch
Run #1	FN95169.D	100	09/30/25 17:04	ZM	09/23/25 10:30	OP28680	GFN514
Run #2							

	Initial Weight	Final Volume
Run #1	5.0 g	10.0 ml
Run #2		

### DRO C10-C28, ORO > C28-C36

CAS No.	Compound	Result	RL	Units	Q
	TPH-DRO (C10-C28)	26800	420	mg/kg	
	TPH-ORO (> C28-C36)	12100	640	mg/kg	

CAS No.	Surrogate Recoveries	Run# 1	Run# 2	Limits
84-15-1	o-Terphenyl	119%		20-142%

RL = Reporting Limit  
E = Indicates value exceeds calibration range

J = Indicates an estimated value  
B = Indicates analyte found in associated method blank  
N = Indicates presumptive evidence of a compound

## Report of Analysis

<b>Client Sample ID:</b> AST02@0-6"	
<b>Lab Sample ID:</b> DA75444-2	<b>Date Sampled:</b> 09/18/25
<b>Matrix:</b> SO - Soil	<b>Date Received:</b> 09/18/25
	<b>Percent Solids:</b> 93.9
<b>Project:</b> TASMCOA:Cache 8-13,24,34,Cornish 8-53	

### Metals Analysis

Analyte	Result	RL	Units	DF	Prep	Analyzed By	Method	Prep Method
Arsenic	2.3	0.061	mg/kg	5	09/22/25	09/24/25 GS	SW846 6020B <sup>1</sup>	SW846 3050B <sup>3</sup>
Barium	39.4	0.61	mg/kg	5	09/22/25	09/24/25 GS	SW846 6020B <sup>1</sup>	SW846 3050B <sup>3</sup>
Cadmium	0.083	0.030	mg/kg	5	09/22/25	09/24/25 GS	SW846 6020B <sup>1</sup>	SW846 3050B <sup>3</sup>
Copper	6.3	0.61	mg/kg	5	09/22/25	09/24/25 GS	SW846 6020B <sup>1</sup>	SW846 3050B <sup>3</sup>
Lead	4.8	0.15	mg/kg	5	09/22/25	09/24/25 GS	SW846 6020B <sup>1</sup>	SW846 3050B <sup>3</sup>
Nickel	6.8	0.61	mg/kg	5	09/22/25	09/24/25 GS	SW846 6020B <sup>1</sup>	SW846 3050B <sup>3</sup>
Selenium	< 0.12	0.12	mg/kg	5	09/22/25	09/24/25 GS	SW846 6020B <sup>1</sup>	SW846 3050B <sup>3</sup>
Silver	< 0.099	0.099	mg/kg	10	09/24/25	10/03/25 CDL	SW846 6020B <sup>2</sup>	SW846 3050B <sup>4</sup>
Zinc	17.7	3.0	mg/kg	5	09/22/25	09/24/25 GS	SW846 6020B <sup>1</sup>	SW846 3050B <sup>3</sup>

(1) Instrument QC Batch: MA19654

(2) Instrument QC Batch: MA19691

(3) Prep QC Batch: MP43088

(4) Prep QC Batch: MP43179

RL = Reporting Limit

## Report of Analysis

<b>Client Sample ID:</b> AST02@0-6"		<b>Date Sampled:</b> 09/18/25
<b>Lab Sample ID:</b> DA75444-2		<b>Date Received:</b> 09/18/25
<b>Matrix:</b> SO - Soil		<b>Percent Solids:</b> 93.9
<b>Project:</b> TASMCOA:Cache 8-13,24,34,Cornish 8-53		

### General Chemistry

Analyte	Result	RL	Units	DF	Analyzed	By	Method
<b>%solids</b>							
Solids, Percent	93.9		%	1	09/22/25	JL	SM2540G-2011 M
<b>pH-saturated paste method</b>							
pH <sup>a</sup>	8.82		su	1	09/29/25 10:00	ALA	WREP-125,4E-SATPASTE
<b>prep: DEPT.OF AG, BOOK N9</b>							
Specific Conductivity <sup>a</sup>	0.90	0.010	mmhos/cm	1	10/03/25 17:22	ALA	SM 2510B-2011 MOD
Chromium, Hexavalent <sup>b</sup>	< 0.44	0.44	mg/kg	1	10/17/25 12:45	ANJ	SW846 3060A/7199

(a) Analysis performed at SGS Scott, LA.

(b) Analysis performed at SGS Dayton, NJ.

RL = Reporting Limit

## Report of Analysis

<b>Client Sample ID:</b> AST02@0-6"	
<b>Lab Sample ID:</b> DA75444-2A	<b>Date Sampled:</b> 09/18/25
<b>Matrix:</b> SO - Soil	<b>Date Received:</b> 09/18/25
	<b>Percent Solids:</b> 93.9
<b>Project:</b> TASMCOA:Cache 8-13,24,34,Cornish 8-53	

### SAR Metals Analysis

Analyte	Result	RL	Units	DF	Prep	Analyzed By	Method	Prep Method
Calcium <sup>a</sup>	116	0.50	mg/l	5	09/29/25	10/02/25 ALA	SW846 6010C <sup>1</sup>	USDA HANDBOOK 60 <sup>2</sup>
Magnesium <sup>a</sup>	29.3	0.50	mg/l	5	09/29/25	10/02/25 ALA	SW846 6010C <sup>1</sup>	USDA HANDBOOK 60 <sup>2</sup>
Sodium <sup>a</sup>	53.4	2.5	mg/l	5	09/29/25	10/02/25 ALA	SW846 6010C <sup>1</sup>	USDA HANDBOOK 60 <sup>2</sup>

(1) Instrument QC Batch: L:MA30816

(2) Prep QC Batch: L:MP31721

(a) Analysis performed at SGS Scott, LA.

RL = Reporting Limit

## Report of Analysis

<b>Client Sample ID:</b> AST02@0-6"		<b>Date Sampled:</b> 09/18/25
<b>Lab Sample ID:</b> DA75444-2A		<b>Date Received:</b> 09/18/25
<b>Matrix:</b> SO - Soil		<b>Percent Solids:</b> 93.9
<b>Project:</b> TASMCOA:Cache 8-13,24,34,Cornish 8-53		

### General Chemistry

Analyte	Result	RL	Units	DF	Analyzed	By	Method
Sodium Adsorption Ratio <sup>a</sup>	1.15		ratio	1	10/02/25 16:02	ALA	USDA HANDBOOK 60

(a) Calculated as:  $(Na \text{ meq/L}) / \sqrt{[(Ca \text{ meq/L}) + (Mg \text{ meq/L})/2]}$

---

RL = Reporting Limit

## Report of Analysis

<b>Client Sample ID:</b> AST02@0-6"	
<b>Lab Sample ID:</b> DA75444-2B	<b>Date Sampled:</b> 09/18/25
<b>Matrix:</b> SO - Soil	<b>Date Received:</b> 09/18/25
	<b>Percent Solids:</b> 93.9
<b>Project:</b> TASMCOA:Cache 8-13,24,34,Cornish 8-53	

### Hot Water Soluble Boron Metals Analysis

Analyte	Result	RL	Units	DF	Prep	Analyzed By	Method	Prep Method
Boron	< 0.50	0.50	mg/l	1	09/23/25	09/24/25 BR	SW846 6010C <sup>1</sup>	HWS-B <sup>2</sup>

(1) Instrument QC Batch: MA19658

(2) Prep QC Batch: MP43087

---

RL = Reporting Limit

## Report of Analysis

<b>Client Sample ID:</b> AST03@0-6"	
<b>Lab Sample ID:</b> DA75444-3	<b>Date Sampled:</b> 09/18/25
<b>Matrix:</b> SO - Soil	<b>Date Received:</b> 09/18/25
<b>Method:</b> SW846 8260D	<b>Percent Solids:</b> 95.9
<b>Project:</b> TASMCOA:Cache 8-13,24,34,Cornish 8-53	

Run #	File ID	DF	Analyzed	By	Prep Date	Prep Batch	Analytical Batch
Run #1 <sup>a</sup>	1X101340894.D	1	10/02/25 19:08	ALA	n/a	n/a	L:V1X7381
Run #2							

Run #	Initial Weight	Final Volume	Methanol Aliquot
Run #1	4.8 g	5.0 ml	100 ul
Run #2			

### VOA COGCC Table 915 soil list

CAS No.	Compound	Result	RL	Units	Q
71-43-2	Benzene	< 0.028	0.028	mg/kg	
100-41-4	Ethylbenzene	< 0.056	0.056	mg/kg	
108-88-3	Toluene	< 0.28	0.28	mg/kg	
95-63-6	1,2,4-Trimethylbenzene	< 0.28	0.28	mg/kg	
108-67-8	1,3,5-Trimethylbenzene	< 0.28	0.28	mg/kg	
	m,p-Xylene	0.154	0.11	mg/kg	
95-47-6	o-Xylene	0.0706	0.056	mg/kg	
1330-20-7	Xylene (total)	0.224	0.11	mg/kg	
	TPH-GRO (C6-C10)	40.7	11	mg/kg	

CAS No.	Surrogate Recoveries	Run# 1	Run# 2	Limits
17060-07-0	1,2-Dichloroethane-D4	85%		59-143%
2037-26-5	Toluene-D8	100%		52-159%
460-00-4	4-Bromofluorobenzene	98%		38-183%

(a) Analysis performed at SGS Scott, LA.

RL = Reporting Limit  
E = Indicates value exceeds calibration range

J = Indicates an estimated value  
B = Indicates analyte found in associated method blank  
N = Indicates presumptive evidence of a compound

## Report of Analysis

<b>Client Sample ID:</b> AST03@0-6"		
<b>Lab Sample ID:</b> DA75444-3		<b>Date Sampled:</b> 09/18/25
<b>Matrix:</b> SO - Soil		<b>Date Received:</b> 09/18/25
<b>Method:</b> SW846 8270E SW846 3570		<b>Percent Solids:</b> 95.9
<b>Project:</b> TASMCOA:Cache 8-13,24,34,Cornish 8-53		

	File ID	DF	Analyzed	By	Prep Date	Prep Batch	Analytical Batch
Run #1	3G60573.D	1	09/26/25 10:24	TH	09/25/25 12:00	OP28689	E3G2914
Run #2	6G21535.D	5	09/30/25 15:06	ZL	09/25/25 12:00	OP28689	E6G809

	Initial Weight	Final Volume
Run #1	5.1 g	10.0 ml
Run #2	5.1 g	10.0 ml

### COGCC Table 915-1 PAH List

CAS No.	Compound	Result	RL	Units	Q
83-32-9	Acenaphthene	< 0.0041	0.0041	mg/kg	
120-12-7	Anthracene	< 0.0041	0.0041	mg/kg	
56-55-3	Benzo(a)anthracene	< 0.0051	0.0051	mg/kg	
205-99-2	Benzo(b)fluoranthene	< 0.0041	0.0041	mg/kg	
207-08-9	Benzo(k)fluoranthene	< 0.0041	0.0041	mg/kg	
50-32-8	Benzo(a)pyrene	0.0962	0.0041	mg/kg	
218-01-9	Chrysene	< 0.0041	0.0041	mg/kg	
53-70-3	Dibenzo(a,h)anthracene	< 0.0041	0.0041	mg/kg	
206-44-0	Fluoranthene	0.0648	0.0041	mg/kg	
86-73-7	Fluorene	1.04	0.0041	mg/kg	
193-39-5	Indeno(1,2,3-cd)pyrene	< 0.0041	0.0041	mg/kg	
90-12-0	1-Methylnaphthalene	6.92 <sup>a</sup>	0.020	mg/kg	
91-57-6	2-Methylnaphthalene	7.65 <sup>a</sup>	0.020	mg/kg	
91-20-3	Naphthalene	0.638	0.0020	mg/kg	
129-00-0	Pyrene	0.0672	0.0041	mg/kg	

CAS No.	Surrogate Recoveries	Run# 1	Run# 2	Limits
321-60-8	2-Fluorobiphenyl	64%	77%	10-130%
4165-60-0	Nitrobenzene-d5	89%	66%	10-130%
1718-51-0	Terphenyl-d14	96%	110%	10-130%

(a) Result is from Run# 2

RL = Reporting Limit  
 E = Indicates value exceeds calibration range  
 J = Indicates an estimated value  
 B = Indicates analyte found in associated method blank  
 N = Indicates presumptive evidence of a compound

## Report of Analysis

<b>Client Sample ID:</b> AST03@0-6"	
<b>Lab Sample ID:</b> DA75444-3	<b>Date Sampled:</b> 09/18/25
<b>Matrix:</b> SO - Soil	<b>Date Received:</b> 09/18/25
<b>Method:</b> SW846-8015C SW846 3570	<b>Percent Solids:</b> 95.9
<b>Project:</b> TASMCOA:Cache 8-13,24,34,Cornish 8-53	

Run #1	File ID	DF	Analyzed	By	Prep Date	Prep Batch	Analytical Batch
Run #1	FN95170.D	10	09/30/25 17:18	ZM	09/23/25 10:30	OP28680	GFN514
Run #2							

Run #1	Initial Weight	Final Volume
Run #1	5.2 g	10.0 ml
Run #2		

### DRO C10-C28, ORO > C28-C36

CAS No.	Compound	Result	RL	Units	Q
	TPH-DRO (C10-C28)	7200	40	mg/kg	
	TPH-ORO (> C28-C36)	3920	60	mg/kg	

CAS No.	Surrogate Recoveries	Run# 1	Run# 2	Limits
84-15-1	o-Terphenyl	126%		20-142%

RL = Reporting Limit  
E = Indicates value exceeds calibration range

J = Indicates an estimated value  
B = Indicates analyte found in associated method blank  
N = Indicates presumptive evidence of a compound

# Report of Analysis

<b>Client Sample ID:</b> AST03@0-6"	
<b>Lab Sample ID:</b> DA75444-3	<b>Date Sampled:</b> 09/18/25
<b>Matrix:</b> SO - Soil	<b>Date Received:</b> 09/18/25
	<b>Percent Solids:</b> 95.9
<b>Project:</b> TASMCOA:Cache 8-13,24,34,Cornish 8-53	

## Metals Analysis

Analyte	Result	RL	Units	DF	Prep	Analized By	Method	Prep Method
Arsenic	1.8	0.087	mg/kg	5	09/22/25	09/24/25 GS	SW846 6020B <sup>1</sup>	SW846 3050B <sup>3</sup>
Barium	30.7	0.87	mg/kg	5	09/22/25	09/24/25 GS	SW846 6020B <sup>1</sup>	SW846 3050B <sup>3</sup>
Cadmium	0.049	0.043	mg/kg	5	09/22/25	09/24/25 GS	SW846 6020B <sup>1</sup>	SW846 3050B <sup>3</sup>
Copper	5.6	0.87	mg/kg	5	09/22/25	09/24/25 GS	SW846 6020B <sup>1</sup>	SW846 3050B <sup>3</sup>
Lead	4.3	0.22	mg/kg	5	09/22/25	09/24/25 GS	SW846 6020B <sup>1</sup>	SW846 3050B <sup>3</sup>
Nickel	3.0	0.87	mg/kg	5	09/22/25	09/24/25 GS	SW846 6020B <sup>1</sup>	SW846 3050B <sup>3</sup>
Selenium	< 0.17	0.17	mg/kg	5	09/22/25	09/24/25 GS	SW846 6020B <sup>1</sup>	SW846 3050B <sup>3</sup>
Silver	< 0.098	0.098	mg/kg	10	09/24/25	10/03/25 CDL	SW846 6020B <sup>2</sup>	SW846 3050B <sup>4</sup>
Zinc	16.5	4.3	mg/kg	5	09/22/25	09/24/25 GS	SW846 6020B <sup>1</sup>	SW846 3050B <sup>3</sup>

- (1) Instrument QC Batch: MA19654
- (2) Instrument QC Batch: MA19691
- (3) Prep QC Batch: MP43088
- (4) Prep QC Batch: MP43179

RL = Reporting Limit

## Report of Analysis

<b>Client Sample ID:</b> AST03@0-6"		<b>Date Sampled:</b> 09/18/25
<b>Lab Sample ID:</b> DA75444-3		<b>Date Received:</b> 09/18/25
<b>Matrix:</b> SO - Soil		<b>Percent Solids:</b> 95.9
<b>Project:</b> TASMCOA:Cache 8-13,24,34,Cornish 8-53		

### General Chemistry

Analyte	Result	RL	Units	DF	Analyzed	By	Method
<b>%solids</b>							
Solids, Percent	95.9		%	1	09/22/25	JL	SM2540G-2011 M
<b>pH-saturated paste method</b>							
pH <sup>a</sup>	7.62		su	1	09/29/25 10:00	ALA	WREP-125,4E-SATPASTE
<b>prep: DEPT.OF AG, BOOK N9</b>							
Specific Conductivity <sup>a</sup>	1.2	0.010	mmhos/cm	1	10/03/25 17:22	ALA	SM 2510B-2011 MOD
Chromium, Hexavalent <sup>b</sup>	< 0.40	0.40	mg/kg	1	10/17/25 13:01	ANJ	SW846 3060A/7199

(a) Analysis performed at SGS Scott, LA.

(b) Analysis performed at SGS Dayton, NJ.

RL = Reporting Limit

## Report of Analysis

<b>Client Sample ID:</b> AST03@0-6"	
<b>Lab Sample ID:</b> DA75444-3A	<b>Date Sampled:</b> 09/18/25
<b>Matrix:</b> SO - Soil	<b>Date Received:</b> 09/18/25
	<b>Percent Solids:</b> 95.9
<b>Project:</b> TASMCOA:Cache 8-13,24,34,Cornish 8-53	

### SAR Metals Analysis

Analyte	Result	RL	Units	DF	Prep	Analyzed By	Method	Prep Method
Calcium <sup>a</sup>	69.2	0.50	mg/l	5	09/29/25	10/02/25 ALA	SW846 6010C <sup>1</sup>	USDA HANDBOOK 60 <sup>2</sup>
Magnesium <sup>a</sup>	51.3	0.50	mg/l	5	09/29/25	10/02/25 ALA	SW846 6010C <sup>1</sup>	USDA HANDBOOK 60 <sup>2</sup>
Sodium <sup>a</sup>	114	2.5	mg/l	5	09/29/25	10/02/25 ALA	SW846 6010C <sup>1</sup>	USDA HANDBOOK 60 <sup>2</sup>

(1) Instrument QC Batch: L:MA30816

(2) Prep QC Batch: L:MP31721

(a) Analysis performed at SGS Scott, LA.

RL = Reporting Limit

## Report of Analysis

<b>Client Sample ID:</b> AST03@0-6"		<b>Date Sampled:</b> 09/18/25
<b>Lab Sample ID:</b> DA75444-3A		<b>Date Received:</b> 09/18/25
<b>Matrix:</b> SO - Soil		<b>Percent Solids:</b> 95.9
<b>Project:</b> TASMCOA:Cache 8-13,24,34,Cornish 8-53		

### General Chemistry

Analyte	Result	RL	Units	DF	Analyzed	By	Method
Sodium Adsorption Ratio <sup>a</sup>	2.53		ratio	1	10/02/25 16:06	ALA	USDA HANDBOOK 60

(a) Calculated as:  $(Na \text{ meq/L}) / \sqrt{[(Ca \text{ meq/L}) + (Mg \text{ meq/L})/2]}$

---

RL = Reporting Limit



## Report of Analysis

<b>Client Sample ID:</b> AST03@0-6"	
<b>Lab Sample ID:</b> DA75444-3B	<b>Date Sampled:</b> 09/18/25
<b>Matrix:</b> SO - Soil	<b>Date Received:</b> 09/18/25
	<b>Percent Solids:</b> 95.9
<b>Project:</b> TASMCOA:Cache 8-13,24,34,Cornish 8-53	

### Hot Water Soluble Boron Metals Analysis

Analyte	Result	RL	Units	DF	Prep	Analyzed By	Method	Prep Method
Boron	< 0.50	0.50	mg/l	1	09/23/25	09/24/25 BR	SW846 6010C <sup>1</sup>	HWS-B <sup>2</sup>

(1) Instrument QC Batch: MA19658

(2) Prep QC Batch: MP43087

---

RL = Reporting Limit

# Report of Analysis

<b>Client Sample ID:</b> AST04@0-6"		
<b>Lab Sample ID:</b> DA75444-4		<b>Date Sampled:</b> 09/18/25
<b>Matrix:</b> SO - Soil		<b>Date Received:</b> 09/18/25
<b>Method:</b> SW846 8260D		<b>Percent Solids:</b> 98.0
<b>Project:</b> TASMCOA:Cache 8-13,24,34,Cornish 8-53		

	File ID	DF	Analyzed	By	Prep Date	Prep Batch	Analytical Batch
Run #1 <sup>a</sup>	11122159.D	1	10/02/25 07:44	ALA	n/a	n/a	L:V1I4557
Run #2 <sup>a</sup>	1X101340898.D	1	10/02/25 20:14	ALA	n/a	n/a	L:V1X7381

	Initial Weight	Final Volume	Methanol Aliquot
Run #1	4.8 g		
Run #2	5.0 g	5.0 ml	100 ul

**VOA COGCC Table 915 soil list**

CAS No.	Compound	Result	RL	Units	Q
71-43-2	Benzene	< 0.00053	0.00053	mg/kg	
100-41-4	Ethylbenzene	0.0109	0.0011	mg/kg	
108-88-3	Toluene	< 0.0053	0.0053	mg/kg	
95-63-6	1,2,4-Trimethylbenzene	0.0594	0.0053	mg/kg	
108-67-8	1,3,5-Trimethylbenzene	0.809 <sup>b</sup>	0.26	mg/kg	
	m,p-Xylene	0.0153	0.0021	mg/kg	
95-47-6	o-Xylene	0.0656	0.0011	mg/kg	
1330-20-7	Xylene (total)	0.0809	0.0021	mg/kg	
	TPH-GRO (C6-C10)	81.8 <sup>b</sup>	10	mg/kg	

CAS No.	Surrogate Recoveries	Run# 1	Run# 2	Limits
17060-07-0	1,2-Dichloroethane-D4	115%	84%	59-143%
2037-26-5	Toluene-D8	89%	103%	52-159%
460-00-4	4-Bromofluorobenzene	227% <sup>c</sup>	100%	38-183%

(a) Analysis performed at SGS Scott, LA.

(b) Result is from Run# 2

(c) Outside control limits due to matrix interference. Confirmed by reanalysis as a dilution.

RL = Reporting Limit  
E = Indicates value exceeds calibration range

J = Indicates an estimated value  
B = Indicates analyte found in associated method blank  
N = Indicates presumptive evidence of a compound

## Report of Analysis

<b>Client Sample ID:</b> AST04@0-6"		
<b>Lab Sample ID:</b> DA75444-4		<b>Date Sampled:</b> 09/18/25
<b>Matrix:</b> SO - Soil		<b>Date Received:</b> 09/18/25
<b>Method:</b> SW846 8270E SW846 3570		<b>Percent Solids:</b> 98.0
<b>Project:</b> TASMCOA:Cache 8-13,24,34,Cornish 8-53		

	File ID	DF	Analyzed	By	Prep Date	Prep Batch	Analytical Batch
Run #1	3G60555.D	1	09/26/25 03:50	TH	09/25/25 12:00	OP28689	E3G2914
Run #2							

	Initial Weight	Final Volume
Run #1	5.2 g	10.0 ml
Run #2		

## COGCC Table 915-1 PAH List

CAS No.	Compound	Result	RL	Units	Q
83-32-9	Acenaphthene	< 0.0039	0.0039	mg/kg	
120-12-7	Anthracene	< 0.0039	0.0039	mg/kg	
56-55-3	Benzo(a)anthracene	< 0.0049	0.0049	mg/kg	
205-99-2	Benzo(b)fluoranthene	< 0.0039	0.0039	mg/kg	
207-08-9	Benzo(k)fluoranthene	< 0.0039	0.0039	mg/kg	
50-32-8	Benzo(a)pyrene	< 0.0039	0.0039	mg/kg	
218-01-9	Chrysene	< 0.0039	0.0039	mg/kg	
53-70-3	Dibenzo(a,h)anthracene	< 0.0039	0.0039	mg/kg	
206-44-0	Fluoranthene	< 0.0039	0.0039	mg/kg	
86-73-7	Fluorene	0.0291	0.0039	mg/kg	
193-39-5	Indeno(1,2,3-cd)pyrene	< 0.0039	0.0039	mg/kg	
90-12-0	1-Methylnaphthalene	0.0449	0.0039	mg/kg	
91-57-6	2-Methylnaphthalene	0.0642	0.0039	mg/kg	
91-20-3	Naphthalene	0.0047	0.0020	mg/kg	
129-00-0	Pyrene	< 0.0039	0.0039	mg/kg	

CAS No.	Surrogate Recoveries	Run# 1	Run# 2	Limits
321-60-8	2-Fluorobiphenyl	75%		10-130%
4165-60-0	Nitrobenzene-d5	83%		10-130%
1718-51-0	Terphenyl-d14	97%		10-130%

RL = Reporting Limit  
E = Indicates value exceeds calibration range

J = Indicates an estimated value  
B = Indicates analyte found in associated method blank  
N = Indicates presumptive evidence of a compound

## Report of Analysis

<b>Client Sample ID:</b> AST04@0-6"	
<b>Lab Sample ID:</b> DA75444-4	<b>Date Sampled:</b> 09/18/25
<b>Matrix:</b> SO - Soil	<b>Date Received:</b> 09/18/25
<b>Method:</b> SW846-8015C SW846 3570	<b>Percent Solids:</b> 98.0
<b>Project:</b> TASMCOA:Cache 8-13,24,34,Cornish 8-53	

Run #	File ID	DF	Analyzed	By	Prep Date	Prep Batch	Analytical Batch
Run #1	FN95332.D	1	10/02/25 09:24	ZM	09/23/25 10:30	OP28680	GFN518
Run #2 <sup>a</sup>	FN94999.D	1	09/26/25 16:22	JB	09/23/25 10:30	OP28680	GFN510

Run #	Initial Weight	Final Volume
Run #1	5.0 g	10.0 ml
Run #2	5.0 g	10.0 ml

### DRO C10-C28, ORO > C28-C36

CAS No.	Compound	Result	RL	Units	Q
	TPH-DRO (C10-C28)	122	4.0	mg/kg	
	TPH-ORO (> C28-C36)	127	6.1	mg/kg	

CAS No.	Surrogate Recoveries	Run# 1	Run# 2	Limits
84-15-1	o-Terphenyl	132%	111%	20-142%

(a) Confirmation run.

RL = Reporting Limit  
E = Indicates value exceeds calibration range

J = Indicates an estimated value  
B = Indicates analyte found in associated method blank  
N = Indicates presumptive evidence of a compound

## Report of Analysis

<b>Client Sample ID:</b> AST04@0-6"	
<b>Lab Sample ID:</b> DA75444-4	<b>Date Sampled:</b> 09/18/25
<b>Matrix:</b> SO - Soil	<b>Date Received:</b> 09/18/25
	<b>Percent Solids:</b> 98.0
<b>Project:</b> TASMCOA:Cache 8-13,24,34,Cornish 8-53	

### Metals Analysis

Analyte	Result	RL	Units	DF	Prep	Analyzed By	Method	Prep Method
Arsenic	1.2	0.080	mg/kg	5	09/22/25	09/24/25 GS	SW846 6020B <sup>1</sup>	SW846 3050B <sup>3</sup>
Barium	22.0	0.80	mg/kg	5	09/22/25	09/24/25 GS	SW846 6020B <sup>1</sup>	SW846 3050B <sup>3</sup>
Cadmium	0.048	0.040	mg/kg	5	09/22/25	09/24/25 GS	SW846 6020B <sup>1</sup>	SW846 3050B <sup>3</sup>
Copper	3.0	0.80	mg/kg	5	09/22/25	09/24/25 GS	SW846 6020B <sup>1</sup>	SW846 3050B <sup>3</sup>
Lead	2.7	0.20	mg/kg	5	09/22/25	09/24/25 GS	SW846 6020B <sup>1</sup>	SW846 3050B <sup>3</sup>
Nickel	2.2	0.80	mg/kg	5	09/22/25	09/24/25 GS	SW846 6020B <sup>1</sup>	SW846 3050B <sup>3</sup>
Selenium	0.17	0.16	mg/kg	5	09/22/25	09/24/25 GS	SW846 6020B <sup>1</sup>	SW846 3050B <sup>3</sup>
Silver	< 0.099	0.099	mg/kg	10	09/24/25	10/03/25 CDL	SW846 6020B <sup>2</sup>	SW846 3050B <sup>4</sup>
Zinc	9.3	4.0	mg/kg	5	09/22/25	09/24/25 GS	SW846 6020B <sup>1</sup>	SW846 3050B <sup>3</sup>

(1) Instrument QC Batch: MA19654

(2) Instrument QC Batch: MA19691

(3) Prep QC Batch: MP43088

(4) Prep QC Batch: MP43179

RL = Reporting Limit

## Report of Analysis

<b>Client Sample ID:</b> AST04@0-6"		<b>Date Sampled:</b> 09/18/25
<b>Lab Sample ID:</b> DA75444-4		<b>Date Received:</b> 09/18/25
<b>Matrix:</b> SO - Soil		<b>Percent Solids:</b> 98.0
<b>Project:</b> TASMCOA:Cache 8-13,24,34,Cornish 8-53		

### General Chemistry

Analyte	Result	RL	Units	DF	Analyzed	By	Method
<b>%solids</b> Solids, Percent	98		%	1	09/22/25	JL	SM2540G-2011 M
<b>pH-saturated paste method</b> pH <sup>a</sup>	7.79		su	1	09/29/25 10:00	ALA	WREP-125,4E-SATPASTE
<b>prep: DEPT.OF AG, BOOK N9</b> Specific Conductivity <sup>a</sup>	1.8	0.010	mmhos/cm	1	10/03/25 17:22	ALA	SM 2510B-2011 MOD
Chromium, Hexavalent <sup>b</sup>	0.82	0.42	mg/kg	1	10/17/25 13:08	ANJ	SW846 3060A/7199

(a) Analysis performed at SGS Scott, LA.

(b) Analysis performed at SGS Dayton, NJ.

RL = Reporting Limit

## Report of Analysis

<b>Client Sample ID:</b> AST04@0-6"		<b>Date Sampled:</b> 09/18/25
<b>Lab Sample ID:</b> DA75444-4A		<b>Date Received:</b> 09/18/25
<b>Matrix:</b> SO - Soil		<b>Percent Solids:</b> 98.0
<b>Project:</b> TASMCOA:Cache 8-13,24,34,Cornish 8-53		

### SAR Metals Analysis

Analyte	Result	RL	Units	DF	Prep	Analyzed By	Method	Prep Method
Calcium <sup>a</sup>	88.5	0.50	mg/l	5	09/29/25	10/02/25	ALA SW846 6010C <sup>1</sup>	USDA HANDBOOK 60 <sup>2</sup>
Magnesium <sup>a</sup>	19.3	0.50	mg/l	5	09/29/25	10/02/25	ALA SW846 6010C <sup>1</sup>	USDA HANDBOOK 60 <sup>2</sup>
Sodium <sup>a</sup>	282	2.5	mg/l	5	09/29/25	10/02/25	ALA SW846 6010C <sup>1</sup>	USDA HANDBOOK 60 <sup>2</sup>

(1) Instrument QC Batch: L:MA30816

(2) Prep QC Batch: L:MP31721

(a) Analysis performed at SGS Scott, LA.

RL = Reporting Limit

## Report of Analysis

<b>Client Sample ID:</b> AST04@0-6"		<b>Date Sampled:</b> 09/18/25
<b>Lab Sample ID:</b> DA75444-4A		<b>Date Received:</b> 09/18/25
<b>Matrix:</b> SO - Soil		<b>Percent Solids:</b> 98.0
<b>Project:</b> TASMCOA:Cache 8-13,24,34,Cornish 8-53		

### General Chemistry

Analyte	Result	RL	Units	DF	Analyzed	By	Method
Sodium Adsorption Ratio <sup>a</sup>	7.07		ratio	1	10/02/25 16:11	ALA	USDA HANDBOOK 60

(a) Calculated as:  $(Na \text{ meq/L}) / \sqrt{[(Ca \text{ meq/L}) + (Mg \text{ meq/L})/2]}$

---

RL = Reporting Limit

## Report of Analysis

<b>Client Sample ID:</b> AST04@0-6"	
<b>Lab Sample ID:</b> DA75444-4B	<b>Date Sampled:</b> 09/18/25
<b>Matrix:</b> SO - Soil	<b>Date Received:</b> 09/18/25
	<b>Percent Solids:</b> 98.0
<b>Project:</b> TASMCOA:Cache 8-13,24,34,Cornish 8-53	

### Hot Water Soluble Boron Metals Analysis

Analyte	Result	RL	Units	DF	Prep	Analyzed By	Method	Prep Method
Boron	< 0.50	0.50	mg/l	1	09/23/25	09/24/25 BR	SW846 6010C <sup>1</sup>	HWS-B <sup>2</sup>

(1) Instrument QC Batch: MA19658

(2) Prep QC Batch: MP43087

---

RL = Reporting Limit

## Report of Analysis

<b>Client Sample ID:</b> AST05@0-6"	
<b>Lab Sample ID:</b> DA75444-5	<b>Date Sampled:</b> 09/18/25
<b>Matrix:</b> SO - Soil	<b>Date Received:</b> 09/18/25
<b>Method:</b> SW846 8260D	<b>Percent Solids:</b> 91.8
<b>Project:</b> TASMCOA:Cache 8-13,24,34,Cornish 8-53	

	File ID	DF	Analyzed	By	Prep Date	Prep Batch	Analytical Batch
Run #1 <sup>a</sup>	11122160.D	1	10/02/25 08:06	ALA	n/a	n/a	L:V1I4557
Run #2 <sup>b</sup>	2K19959.D	1	10/03/25 07:29	ALA	n/a	n/a	L:V2K4643

	Initial Weight
Run #1	5.1 g
Run #2	5.0 g

### VOA COGCC Table 915 soil list

CAS No.	Compound	Result	RL	Units	Q
71-43-2	Benzene	< 0.00053	0.00053	mg/kg	
100-41-4	Ethylbenzene	< 0.0011	0.0011	mg/kg	
108-88-3	Toluene	< 0.0053	0.0053	mg/kg	
95-63-6	1,2,4-Trimethylbenzene	< 0.0053	0.0053	mg/kg	
108-67-8	1,3,5-Trimethylbenzene	< 0.0053	0.0053	mg/kg	
	m,p-Xylene	< 0.0022 <sup>c</sup>	0.0022	mg/kg	
95-47-6	o-Xylene	< 0.0011 <sup>c</sup>	0.0011	mg/kg	
1330-20-7	Xylene (total)	< 0.0022 <sup>c</sup>	0.0022	mg/kg	
	TPH-GRO (C6-C10)	< 0.21	0.21	mg/kg	

CAS No.	Surrogate Recoveries	Run# 1	Run# 2	Limits
17060-07-0	1,2-Dichloroethane-D4	109%	132%	59-143%
2037-26-5	Toluene-D8	99%	99%	52-159%
460-00-4	4-Bromofluorobenzene	104%	103%	38-183%

(a) Analysis performed at SGS Scott, LA.

(b) Sample analyzed beyond hold time due to analyte carryover in prior analysis within hold. Analysis performed at SGS Scott, LA.

(c) Result is from Run# 2

RL = Reporting Limit  
E = Indicates value exceeds calibration range

J = Indicates an estimated value  
B = Indicates analyte found in associated method blank  
N = Indicates presumptive evidence of a compound

# Report of Analysis

<b>Client Sample ID:</b> AST05@0-6"		
<b>Lab Sample ID:</b> DA75444-5		<b>Date Sampled:</b> 09/18/25
<b>Matrix:</b> SO - Soil		<b>Date Received:</b> 09/18/25
<b>Method:</b> SW846 8270E SW846 3570		<b>Percent Solids:</b> 91.8
<b>Project:</b> TASMCOA:Cache 8-13,24,34,Cornish 8-53		

Run #	File ID	DF	Analyzed	By	Prep Date	Prep Batch	Analytical Batch
Run #1	3G60556.D	1	09/26/25 04:12	TH	09/25/25 12:00	OP28689	E3G2914
Run #2							

Run #	Initial Weight	Final Volume
Run #1	5.2 g	10.0 ml
Run #2		

### COGCC Table 915-1 PAH List

CAS No.	Compound	Result	RL	Units	Q
83-32-9	Acenaphthene	< 0.0042	0.0042	mg/kg	
120-12-7	Anthracene	< 0.0042	0.0042	mg/kg	
56-55-3	Benzo(a)anthracene	< 0.0052	0.0052	mg/kg	
205-99-2	Benzo(b)fluoranthene	< 0.0042	0.0042	mg/kg	
207-08-9	Benzo(k)fluoranthene	< 0.0042	0.0042	mg/kg	
50-32-8	Benzo(a)pyrene	< 0.0042	0.0042	mg/kg	
218-01-9	Chrysene	< 0.0042	0.0042	mg/kg	
53-70-3	Dibenzo(a,h)anthracene	< 0.0042	0.0042	mg/kg	
206-44-0	Fluoranthene	< 0.0042	0.0042	mg/kg	
86-73-7	Fluorene	< 0.0042	0.0042	mg/kg	
193-39-5	Indeno(1,2,3-cd)pyrene	< 0.0042	0.0042	mg/kg	
90-12-0	1-Methylnaphthalene	< 0.0042	0.0042	mg/kg	
91-57-6	2-Methylnaphthalene	< 0.0042	0.0042	mg/kg	
91-20-3	Naphthalene	< 0.0021	0.0021	mg/kg	
129-00-0	Pyrene	< 0.0042	0.0042	mg/kg	

CAS No.	Surrogate Recoveries	Run# 1	Run# 2	Limits
321-60-8	2-Fluorobiphenyl	83%		10-130%
4165-60-0	Nitrobenzene-d5	91%		10-130%
1718-51-0	Terphenyl-d14	96%		10-130%

RL = Reporting Limit  
E = Indicates value exceeds calibration range

J = Indicates an estimated value  
B = Indicates analyte found in associated method blank  
N = Indicates presumptive evidence of a compound

# Report of Analysis

<b>Client Sample ID:</b> AST05@0-6"		
<b>Lab Sample ID:</b> DA75444-5		<b>Date Sampled:</b> 09/18/25
<b>Matrix:</b> SO - Soil		<b>Date Received:</b> 09/18/25
<b>Method:</b> SW846-8015C SW846 3570		<b>Percent Solids:</b> 91.8
<b>Project:</b> TASMCOA:Cache 8-13,24,34,Cornish 8-53		

Run #	File ID	DF	Analyzed	By	Prep Date	Prep Batch	Analytical Batch
Run #1	FN95333.D	1	10/02/25 09:38	ZM	09/23/25 10:30	OP28680	GFN518
Run #2 <sup>a</sup>	FN95000.D	1	09/26/25 16:36	JB	09/23/25 10:30	OP28680	GFN510

Run #	Initial Weight	Final Volume
Run #1	5.0 g	10.0 ml
Run #2	5.0 g	10.0 ml

### DRO C10-C28, ORO > C28-C36

CAS No.	Compound	Result	RL	Units	Q
	TPH-DRO (C10-C28)	14.0	4.3	mg/kg	
	TPH-ORO (> C28-C36)	< 6.5	6.5	mg/kg	

CAS No.	Surrogate Recoveries	Run# 1	Run# 2	Limits
84-15-1	o-Terphenyl	121%	103%	20-142%

(a) Confirmation run.

RL = Reporting Limit  
E = Indicates value exceeds calibration range

J = Indicates an estimated value  
B = Indicates analyte found in associated method blank  
N = Indicates presumptive evidence of a compound

## Report of Analysis

<b>Client Sample ID:</b> AST05@0-6"		<b>Date Sampled:</b> 09/18/25
<b>Lab Sample ID:</b> DA75444-5		<b>Date Received:</b> 09/18/25
<b>Matrix:</b> SO - Soil		<b>Percent Solids:</b> 91.8
<b>Project:</b> TASMCOA:Cache 8-13,24,34,Cornish 8-53		

### Metals Analysis

Analyte	Result	RL	Units	DF	Prep	Analyzed By	Method	Prep Method
Arsenic	2.2	0.060	mg/kg	5	09/22/25	09/24/25 GS	SW846 6020B <sup>1</sup>	SW846 3050B <sup>3</sup>
Barium	35.6	0.60	mg/kg	5	09/22/25	09/24/25 GS	SW846 6020B <sup>1</sup>	SW846 3050B <sup>3</sup>
Cadmium	0.041	0.030	mg/kg	5	09/22/25	09/24/25 GS	SW846 6020B <sup>1</sup>	SW846 3050B <sup>3</sup>
Copper	2.2	0.60	mg/kg	5	09/22/25	09/24/25 GS	SW846 6020B <sup>1</sup>	SW846 3050B <sup>3</sup>
Lead	3.6	0.15	mg/kg	5	09/22/25	09/24/25 GS	SW846 6020B <sup>1</sup>	SW846 3050B <sup>3</sup>
Nickel	2.1	0.60	mg/kg	5	09/22/25	09/24/25 GS	SW846 6020B <sup>1</sup>	SW846 3050B <sup>3</sup>
Selenium	< 0.12	0.12	mg/kg	5	09/22/25	09/24/25 GS	SW846 6020B <sup>1</sup>	SW846 3050B <sup>3</sup>
Silver	< 0.10	0.10	mg/kg	10	09/24/25	10/03/25 CDL	SW846 6020B <sup>2</sup>	SW846 3050B <sup>4</sup>
Zinc	9.4	3.0	mg/kg	5	09/22/25	09/24/25 GS	SW846 6020B <sup>1</sup>	SW846 3050B <sup>3</sup>

(1) Instrument QC Batch: MA19654

(2) Instrument QC Batch: MA19691

(3) Prep QC Batch: MP43088

(4) Prep QC Batch: MP43179

RL = Reporting Limit

## Report of Analysis

<b>Client Sample ID:</b> AST05@0-6"		<b>Date Sampled:</b> 09/18/25
<b>Lab Sample ID:</b> DA75444-5		<b>Date Received:</b> 09/18/25
<b>Matrix:</b> SO - Soil		<b>Percent Solids:</b> 91.8
<b>Project:</b> TASMCOA:Cache 8-13,24,34,Cornish 8-53		

### General Chemistry

Analyte	Result	RL	Units	DF	Analyzed	By	Method
<b>%solids</b>							
Solids, Percent	91.8		%	1	09/22/25	JL	SM2540G-2011 M
<b>pH-saturated paste method</b>							
pH <sup>a</sup>	8.10		su	1	09/29/25 10:00	ALA	WREP-125,4E-SATPASTE
<b>prep: DEPT.OF AG, BOOK N9</b>							
Specific Conductivity <sup>a</sup>	0.30	0.010	mmhos/cm	1	10/03/25 17:22	ALA	SM 2510B-2011 MOD
Chromium, Hexavalent <sup>b</sup>	< 0.44	0.44	mg/kg	1	10/17/25 13:24	ANJ	SW846 3060A/7199

(a) Analysis performed at SGS Scott, LA.

(b) Analysis performed at SGS Dayton, NJ.

RL = Reporting Limit

## Report of Analysis

<b>Client Sample ID:</b> AST05@0-6"		<b>Date Sampled:</b> 09/18/25
<b>Lab Sample ID:</b> DA75444-5A		<b>Date Received:</b> 09/18/25
<b>Matrix:</b> SO - Soil		<b>Percent Solids:</b> 91.8
<b>Project:</b> TASMCOA:Cache 8-13,24,34,Cornish 8-53		

### SAR Metals Analysis

Analyte	Result	RL	Units	DF	Prep	Analyzed By	Method	Prep Method
Calcium <sup>a</sup>	34.4	0.50	mg/l	5	09/29/25	10/02/25 ALA	SW846 6010C <sup>1</sup>	USDA HANDBOOK 60 <sup>2</sup>
Magnesium <sup>a</sup>	12.2	0.50	mg/l	5	09/29/25	10/02/25 ALA	SW846 6010C <sup>1</sup>	USDA HANDBOOK 60 <sup>2</sup>
Sodium <sup>a</sup>	6.17	2.5	mg/l	5	09/29/25	10/02/25 ALA	SW846 6010C <sup>1</sup>	USDA HANDBOOK 60 <sup>2</sup>

(1) Instrument QC Batch: L:MA30816

(2) Prep QC Batch: L:MP31721

(a) Analysis performed at SGS Scott, LA.

RL = Reporting Limit

## Report of Analysis

<b>Client Sample ID:</b> AST05@0-6"		<b>Date Sampled:</b> 09/18/25
<b>Lab Sample ID:</b> DA75444-5A		<b>Date Received:</b> 09/18/25
<b>Matrix:</b> SO - Soil		<b>Percent Solids:</b> 91.8
<b>Project:</b> TASMCOA:Cache 8-13,24,34,Cornish 8-53		

### General Chemistry

Analyte	Result	RL	Units	DF	Analyzed	By	Method
Sodium Adsorption Ratio <sup>a</sup>	0.230		ratio	1	10/02/25 16:15	ALA	USDA HANDBOOK 60

(a) Calculated as:  $(Na \text{ meq/L}) / \sqrt{[(Ca \text{ meq/L}) + (Mg \text{ meq/L})/2]}$

---

RL = Reporting Limit

## Report of Analysis

<b>Client Sample ID:</b> AST05@0-6"	
<b>Lab Sample ID:</b> DA75444-5B	<b>Date Sampled:</b> 09/18/25
<b>Matrix:</b> SO - Soil	<b>Date Received:</b> 09/18/25
	<b>Percent Solids:</b> 91.8
<b>Project:</b> TASMCOA:Cache 8-13,24,34,Cornish 8-53	

### Hot Water Soluble Boron Metals Analysis

Analyte	Result	RL	Units	DF	Prep	Analyzed By	Method	Prep Method
Boron	< 0.50	0.50	mg/l	1	09/23/25	09/24/25 BR	SW846 6010C <sup>1</sup>	HWS-B <sup>2</sup>

(1) Instrument QC Batch: MA19658

(2) Prep QC Batch: MP43087

---

RL = Reporting Limit

# Report of Analysis

<b>Client Sample ID:</b> SEP01-FL@3'		
<b>Lab Sample ID:</b> DA75444-6		<b>Date Sampled:</b> 09/18/25
<b>Matrix:</b> SO - Soil		<b>Date Received:</b> 09/18/25
<b>Method:</b> SW846 8260D		<b>Percent Solids:</b> 92.7
<b>Project:</b> TASMCOA:Cache 8-13,24,34,Cornish 8-53		

	File ID	DF	Analyzed	By	Prep Date	Prep Batch	Analytical Batch
Run #1 <sup>a</sup>	11122161.D	1	10/02/25 08:29	ALA	n/a	n/a	L:V1I4557
Run #2 <sup>b</sup>	2K19960.D	1	10/03/25 07:53	ALA	n/a	n/a	L:V2K4643

	Initial Weight
Run #1	4.7 g
Run #2	5.2 g

### VOA COGCC Table 915 soil list

CAS No.	Compound	Result	RL	Units	Q
71-43-2	Benzene	< 0.00057	0.00057	mg/kg	
100-41-4	Ethylbenzene	< 0.0011	0.0011	mg/kg	
108-88-3	Toluene	< 0.0057	0.0057	mg/kg	
95-63-6	1,2,4-Trimethylbenzene	< 0.0057	0.0057	mg/kg	
108-67-8	1,3,5-Trimethylbenzene	< 0.0057	0.0057	mg/kg	
	m,p-Xylene	< 0.0023	0.0023	mg/kg	
95-47-6	o-Xylene	< 0.0011	0.0011	mg/kg	
1330-20-7	Xylene (total)	< 0.0021 <sup>c</sup>	0.0021	mg/kg	
	TPH-GRO (C6-C10)	< 0.23	0.23	mg/kg	

CAS No.	Surrogate Recoveries	Run# 1	Run# 2	Limits
17060-07-0	1,2-Dichloroethane-D4	156%	130%	59-143%
2037-26-5	Toluene-D8	103%	98%	52-159%
460-00-4	4-Bromofluorobenzene	104%	102%	38-183%

(a) Analysis performed at SGS Scott, LA.

(b) Sample analyzed beyond hold time due to analyte carryover in prior analysis within hold. Analysis performed at SGS Scott, LA.

(c) Result is from Run# 2

RL = Reporting Limit  
E = Indicates value exceeds calibration range

J = Indicates an estimated value  
B = Indicates analyte found in associated method blank  
N = Indicates presumptive evidence of a compound

# Report of Analysis

<b>Client Sample ID:</b> SEP01-FL@3'		
<b>Lab Sample ID:</b> DA75444-6		<b>Date Sampled:</b> 09/18/25
<b>Matrix:</b> SO - Soil		<b>Date Received:</b> 09/18/25
<b>Method:</b> SW846 8270E SW846 3570		<b>Percent Solids:</b> 92.7
<b>Project:</b> TASMCOA:Cache 8-13,24,34,Cornish 8-53		

Run #1	File ID	DF	Analyzed	By	Prep Date	Prep Batch	Analytical Batch
Run #1	3G60557.D	1	09/26/25 04:34	TH	09/25/25 12:00	OP28689	E3G2914
Run #2							

Run #1	Initial Weight	Final Volume
Run #1	5.1 g	10.0 ml
Run #2		

### COGCC Table 915-1 PAH List

CAS No.	Compound	Result	RL	Units	Q
83-32-9	Acenaphthene	< 0.0042	0.0042	mg/kg	
120-12-7	Anthracene	< 0.0042	0.0042	mg/kg	
56-55-3	Benzo(a)anthracene	< 0.0053	0.0053	mg/kg	
205-99-2	Benzo(b)fluoranthene	< 0.0042	0.0042	mg/kg	
207-08-9	Benzo(k)fluoranthene	< 0.0042	0.0042	mg/kg	
50-32-8	Benzo(a)pyrene	< 0.0042	0.0042	mg/kg	
218-01-9	Chrysene	< 0.0042	0.0042	mg/kg	
53-70-3	Dibenzo(a,h)anthracene	< 0.0042	0.0042	mg/kg	
206-44-0	Fluoranthene	< 0.0042	0.0042	mg/kg	
86-73-7	Fluorene	< 0.0042	0.0042	mg/kg	
193-39-5	Indeno(1,2,3-cd)pyrene	< 0.0042	0.0042	mg/kg	
90-12-0	1-Methylnaphthalene	< 0.0042	0.0042	mg/kg	
91-57-6	2-Methylnaphthalene	< 0.0042	0.0042	mg/kg	
91-20-3	Naphthalene	< 0.0021	0.0021	mg/kg	
129-00-0	Pyrene	< 0.0042	0.0042	mg/kg	

CAS No.	Surrogate Recoveries	Run# 1	Run# 2	Limits
321-60-8	2-Fluorobiphenyl	80%		10-130%
4165-60-0	Nitrobenzene-d5	85%		10-130%
1718-51-0	Terphenyl-d14	90%		10-130%

RL = Reporting Limit  
E = Indicates value exceeds calibration range

J = Indicates an estimated value  
B = Indicates analyte found in associated method blank  
N = Indicates presumptive evidence of a compound

# Report of Analysis

<b>Client Sample ID:</b> SEP01-FL@3'		
<b>Lab Sample ID:</b> DA75444-6		<b>Date Sampled:</b> 09/18/25
<b>Matrix:</b> SO - Soil		<b>Date Received:</b> 09/18/25
<b>Method:</b> SW846-8015C SW846 3570		<b>Percent Solids:</b> 92.7
<b>Project:</b> TASMCOA:Cache 8-13,24,34,Cornish 8-53		

Run #	File ID	DF	Analyzed	By	Prep Date	Prep Batch	Analytical Batch
Run #1	FN95334.D	1	10/02/25 09:52	ZM	09/23/25 10:30	OP28680	GFN518
Run #2 <sup>a</sup>	FN95001.D	1	09/26/25 16:50	JB	09/23/25 10:30	OP28680	GFN510

Run #	Initial Weight	Final Volume
Run #1	5.0 g	10.0 ml
Run #2	5.0 g	10.0 ml

### DRO C10-C28, ORO > C28-C36

CAS No.	Compound	Result	RL	Units	Q
	TPH-DRO (C10-C28)	14.9	4.3	mg/kg	
	TPH-ORO (> C28-C36)	14.9	6.5	mg/kg	

CAS No.	Surrogate Recoveries	Run# 1	Run# 2	Limits
84-15-1	o-Terphenyl	123%	102%	20-142%

(a) Confirmation run.

RL = Reporting Limit  
E = Indicates value exceeds calibration range

J = Indicates an estimated value  
B = Indicates analyte found in associated method blank  
N = Indicates presumptive evidence of a compound

## Report of Analysis

<b>Client Sample ID:</b> SEP01-FL@3'		<b>Date Sampled:</b> 09/18/25
<b>Lab Sample ID:</b> DA75444-6		<b>Date Received:</b> 09/18/25
<b>Matrix:</b> SO - Soil		<b>Percent Solids:</b> 92.7
<b>Project:</b> TASMCOA:Cache 8-13,24,34,Cornish 8-53		

### Metals Analysis

Analyte	Result	RL	Units	DF	Prep	Analyzed By	Method	Prep Method
Arsenic	2.8	0.065	mg/kg	5	09/22/25	09/24/25 GS	SW846 6020B <sup>1</sup>	SW846 3050B <sup>3</sup>
Barium	44.7	0.65	mg/kg	5	09/22/25	09/24/25 GS	SW846 6020B <sup>1</sup>	SW846 3050B <sup>3</sup>
Cadmium	0.090	0.032	mg/kg	5	09/22/25	09/24/25 GS	SW846 6020B <sup>1</sup>	SW846 3050B <sup>3</sup>
Copper	3.5	0.65	mg/kg	5	09/22/25	09/24/25 GS	SW846 6020B <sup>1</sup>	SW846 3050B <sup>3</sup>
Lead	5.8	0.16	mg/kg	5	09/22/25	09/24/25 GS	SW846 6020B <sup>1</sup>	SW846 3050B <sup>3</sup>
Nickel	2.9	0.65	mg/kg	5	09/22/25	09/24/25 GS	SW846 6020B <sup>1</sup>	SW846 3050B <sup>3</sup>
Selenium	< 0.13	0.13	mg/kg	5	09/22/25	09/24/25 GS	SW846 6020B <sup>1</sup>	SW846 3050B <sup>3</sup>
Silver	< 0.11	0.11	mg/kg	10	09/24/25	10/03/25 CDL	SW846 6020B <sup>2</sup>	SW846 3050B <sup>4</sup>
Zinc	12.9	3.2	mg/kg	5	09/22/25	09/24/25 GS	SW846 6020B <sup>1</sup>	SW846 3050B <sup>3</sup>

(1) Instrument QC Batch: MA19654

(2) Instrument QC Batch: MA19691

(3) Prep QC Batch: MP43088

(4) Prep QC Batch: MP43179

RL = Reporting Limit

## Report of Analysis

<b>Client Sample ID:</b> SEP01-FL@3'		<b>Date Sampled:</b> 09/18/25
<b>Lab Sample ID:</b> DA75444-6		<b>Date Received:</b> 09/18/25
<b>Matrix:</b> SO - Soil		<b>Percent Solids:</b> 92.7
<b>Project:</b> TASMCOA:Cache 8-13,24,34,Cornish 8-53		

### General Chemistry

Analyte	Result	RL	Units	DF	Analyzed	By	Method
<b>%solids</b>							
Solids, Percent	92.7		%	1	09/22/25	JL	SM2540G-2011 M
<b>pH-saturated paste method</b>							
pH <sup>a</sup>	9.22		su	1	09/29/25 10:00	ALA	WREP-125,4E-SATPASTE
<b>prep: DEPT.OF AG, BOOK N9</b>							
Specific Conductivity <sup>a</sup>	0.63	0.010	mmhos/cm	1	10/03/25 17:22	ALA	SM 2510B-2011 MOD
Chromium, Hexavalent <sup>b</sup>	< 0.45	0.45	mg/kg	1	10/17/25 13:40	ANJ	SW846 3060A/7199

(a) Analysis performed at SGS Scott, LA.

(b) Analysis performed at SGS Dayton, NJ.

RL = Reporting Limit

## Report of Analysis

<b>Client Sample ID:</b> SEP01-FL@3'		<b>Date Sampled:</b> 09/18/25
<b>Lab Sample ID:</b> DA75444-6A		<b>Date Received:</b> 09/18/25
<b>Matrix:</b> SO - Soil		<b>Percent Solids:</b> 92.7
<b>Project:</b> TASMCOA:Cache 8-13,24,34,Cornish 8-53		

### SAR Metals Analysis

Analyte	Result	RL	Units	DF	Prep	Analyzed By	Method	Prep Method
Calcium <sup>a</sup>	69.3	0.50	mg/l	5	09/29/25	10/02/25 ALA	SW846 6010C <sup>1</sup>	USDA HANDBOOK 60 <sup>2</sup>
Magnesium <sup>a</sup>	12.7	0.50	mg/l	5	09/29/25	10/02/25 ALA	SW846 6010C <sup>1</sup>	USDA HANDBOOK 60 <sup>2</sup>
Sodium <sup>a</sup>	18.9	2.5	mg/l	5	09/29/25	10/02/25 ALA	SW846 6010C <sup>1</sup>	USDA HANDBOOK 60 <sup>2</sup>

(1) Instrument QC Batch: L:MA30816

(2) Prep QC Batch: L:MP31721

(a) Analysis performed at SGS Scott, LA.

RL = Reporting Limit

## Report of Analysis

<b>Client Sample ID:</b> SEP01-FL@3'		<b>Date Sampled:</b> 09/18/25
<b>Lab Sample ID:</b> DA75444-6A		<b>Date Received:</b> 09/18/25
<b>Matrix:</b> SO - Soil		<b>Percent Solids:</b> 92.7
<b>Project:</b> TASMCOA:Cache 8-13,24,34,Cornish 8-53		

### General Chemistry

Analyte	Result	RL	Units	DF	Analyzed	By	Method
Sodium Adsorption Ratio <sup>a</sup>	0.547		ratio	1	10/02/25 16:19	ALA	USDA HANDBOOK 60

(a) Calculated as:  $(Na \text{ meq/L}) / \sqrt{[(Ca \text{ meq/L}) + (Mg \text{ meq/L})/2]}$

---

RL = Reporting Limit

## Report of Analysis

<b>Client Sample ID:</b> SEP01-FL@3'		
<b>Lab Sample ID:</b> DA75444-6B		<b>Date Sampled:</b> 09/18/25
<b>Matrix:</b> SO - Soil		<b>Date Received:</b> 09/18/25
		<b>Percent Solids:</b> 92.7
<b>Project:</b> TASMCOA:Cache 8-13,24,34,Cornish 8-53		

### Hot Water Soluble Boron Metals Analysis

Analyte	Result	RL	Units	DF	Prep	Analyzed By	Method	Prep Method
Boron	< 0.50	0.50	mg/l	1	09/23/25	09/24/25 BR	SW846 6010C <sup>1</sup>	HWS-B <sup>2</sup>

(1) Instrument QC Batch: MA19658

(2) Prep QC Batch: MP43087

---

RL = Reporting Limit

## Report of Analysis

<b>Client Sample ID:</b> SEP02-FL@3'	
<b>Lab Sample ID:</b> DA75444-7	<b>Date Sampled:</b> 09/18/25
<b>Matrix:</b> SO - Soil	<b>Date Received:</b> 09/18/25
<b>Method:</b> SW846 8260D	<b>Percent Solids:</b> 94.2
<b>Project:</b> TASMCOA:Cache 8-13,24,34,Cornish 8-53	

Run #	File ID	DF	Analyzed	By	Prep Date	Prep Batch	Analytical Batch
Run #1 <sup>a</sup>	11122162.D	1	10/02/25 08:52	ALA	n/a	n/a	L:V114557
Run #2							

Run #	Initial Weight
Run #1	5.3 g
Run #2	

### VOA COGCC Table 915 soil list

CAS No.	Compound	Result	RL	Units	Q
71-43-2	Benzene	< 0.00050	0.00050	mg/kg	
100-41-4	Ethylbenzene	< 0.0010	0.0010	mg/kg	
108-88-3	Toluene	< 0.0050	0.0050	mg/kg	
95-63-6	1,2,4-Trimethylbenzene	< 0.0050	0.0050	mg/kg	
108-67-8	1,3,5-Trimethylbenzene	< 0.0050	0.0050	mg/kg	
	m,p-Xylene	< 0.0020	0.0020	mg/kg	
95-47-6	o-Xylene	< 0.0010	0.0010	mg/kg	
1330-20-7	Xylene (total)	< 0.0020	0.0020	mg/kg	
	TPH-GRO (C6-C10)	< 0.20	0.20	mg/kg	

CAS No.	Surrogate Recoveries	Run# 1	Run# 2	Limits
17060-07-0	1,2-Dichloroethane-D4	111%		59-143%
2037-26-5	Toluene-D8	101%		52-159%
460-00-4	4-Bromofluorobenzene	100%		38-183%

(a) Analysis performed at SGS Scott, LA.

RL = Reporting Limit  
E = Indicates value exceeds calibration range

J = Indicates an estimated value  
B = Indicates analyte found in associated method blank  
N = Indicates presumptive evidence of a compound

# Report of Analysis

<b>Client Sample ID:</b> SEP02-FL@3'		
<b>Lab Sample ID:</b> DA75444-7		<b>Date Sampled:</b> 09/18/25
<b>Matrix:</b> SO - Soil		<b>Date Received:</b> 09/18/25
<b>Method:</b> SW846 8270E SW846 3570		<b>Percent Solids:</b> 94.2
<b>Project:</b> TASMCOA:Cache 8-13,24,34,Cornish 8-53		

Run #	File ID	DF	Analyzed	By	Prep Date	Prep Batch	Analytical Batch
Run #1	3G60558.D	1	09/26/25 04:56	TH	09/25/25 12:00	OP28689	E3G2914
Run #2							

Run #	Initial Weight	Final Volume
Run #1	5.2 g	10.0 ml
Run #2		

### COGCC Table 915-1 PAH List

CAS No.	Compound	Result	RL	Units	Q
83-32-9	Acenaphthene	< 0.0041	0.0041	mg/kg	
120-12-7	Anthracene	< 0.0041	0.0041	mg/kg	
56-55-3	Benzo(a)anthracene	< 0.0051	0.0051	mg/kg	
205-99-2	Benzo(b)fluoranthene	< 0.0041	0.0041	mg/kg	
207-08-9	Benzo(k)fluoranthene	< 0.0041	0.0041	mg/kg	
50-32-8	Benzo(a)pyrene	< 0.0041	0.0041	mg/kg	
218-01-9	Chrysene	< 0.0041	0.0041	mg/kg	
53-70-3	Dibenzo(a,h)anthracene	< 0.0041	0.0041	mg/kg	
206-44-0	Fluoranthene	< 0.0041	0.0041	mg/kg	
86-73-7	Fluorene	< 0.0041	0.0041	mg/kg	
193-39-5	Indeno(1,2,3-cd)pyrene	< 0.0041	0.0041	mg/kg	
90-12-0	1-Methylnaphthalene	< 0.0041	0.0041	mg/kg	
91-57-6	2-Methylnaphthalene	< 0.0041	0.0041	mg/kg	
91-20-3	Naphthalene	< 0.0020	0.0020	mg/kg	
129-00-0	Pyrene	< 0.0041	0.0041	mg/kg	

CAS No.	Surrogate Recoveries	Run# 1	Run# 2	Limits
321-60-8	2-Fluorobiphenyl	71%		10-130%
4165-60-0	Nitrobenzene-d5	79%		10-130%
1718-51-0	Terphenyl-d14	86%		10-130%

RL = Reporting Limit  
E = Indicates value exceeds calibration range

J = Indicates an estimated value  
B = Indicates analyte found in associated method blank  
N = Indicates presumptive evidence of a compound

## Report of Analysis

<b>Client Sample ID:</b>	SEP02-FL@3'	<b>Date Sampled:</b>	09/18/25
<b>Lab Sample ID:</b>	DA75444-7	<b>Date Received:</b>	09/18/25
<b>Matrix:</b>	SO - Soil	<b>Percent Solids:</b>	94.2
<b>Method:</b>	SW846-8015C SW846 3570		
<b>Project:</b>	TASMCOA:Cache 8-13,24,34,Cornish 8-53		

Run #	File ID	DF	Analyzed	By	Prep Date	Prep Batch	Analytical Batch
Run #1	FN95335.D	1	10/02/25 10:06	ZM	09/23/25 10:30	OP28680	GFN518
Run #2 <sup>a</sup>	FN95002.D	1	09/26/25 17:03	JB	09/23/25 10:30	OP28680	GFN510

Run #	Initial Weight	Final Volume
Run #1	5.0 g	10.0 ml
Run #2	5.0 g	10.0 ml

### DRO C10-C28, ORO > C28-C36

CAS No.	Compound	Result	RL	Units	Q
	TPH-DRO (C10-C28)	25.7	4.2	mg/kg	
	TPH-ORO (> C28-C36)	32.2	6.3	mg/kg	

CAS No.	Surrogate Recoveries	Run# 1	Run# 2	Limits
84-15-1	o-Terphenyl	146% <sup>b</sup>	117%	20-142%

(a) Confirmation run.

(b) Outside control limits biased high. Sample detections are greater than 5x the RL.

RL = Reporting Limit  
E = Indicates value exceeds calibration range

J = Indicates an estimated value  
B = Indicates analyte found in associated method blank  
N = Indicates presumptive evidence of a compound

## Report of Analysis

<b>Client Sample ID:</b> SEP02-FL@3'	<b>Date Sampled:</b> 09/18/25
<b>Lab Sample ID:</b> DA75444-7	<b>Date Received:</b> 09/18/25
<b>Matrix:</b> SO - Soil	<b>Percent Solids:</b> 94.2
<b>Project:</b> TASMCOA:Cache 8-13,24,34,Cornish 8-53	

### Metals Analysis

Analyte	Result	RL	Units	DF	Prep	Analyzed By	Method	Prep Method
Arsenic	2.5	0.061	mg/kg	5	09/22/25	09/24/25 GS	SW846 6020B <sup>1</sup>	SW846 3050B <sup>3</sup>
Barium	44.7	0.61	mg/kg	5	09/22/25	09/24/25 GS	SW846 6020B <sup>1</sup>	SW846 3050B <sup>3</sup>
Cadmium	0.16	0.031	mg/kg	5	09/22/25	09/24/25 GS	SW846 6020B <sup>1</sup>	SW846 3050B <sup>3</sup>
Copper	3.6	0.61	mg/kg	5	09/22/25	09/24/25 GS	SW846 6020B <sup>1</sup>	SW846 3050B <sup>3</sup>
Lead	5.6	0.15	mg/kg	5	09/22/25	09/24/25 GS	SW846 6020B <sup>1</sup>	SW846 3050B <sup>3</sup>
Nickel	2.8	0.61	mg/kg	5	09/22/25	09/24/25 GS	SW846 6020B <sup>1</sup>	SW846 3050B <sup>3</sup>
Selenium	< 0.12	0.12	mg/kg	5	09/22/25	09/24/25 GS	SW846 6020B <sup>1</sup>	SW846 3050B <sup>3</sup>
Silver	< 0.10	0.10	mg/kg	10	09/24/25	10/03/25 CDL	SW846 6020B <sup>2</sup>	SW846 3050B <sup>4</sup>
Zinc	13.9	3.1	mg/kg	5	09/22/25	09/24/25 GS	SW846 6020B <sup>1</sup>	SW846 3050B <sup>3</sup>

(1) Instrument QC Batch: MA19654

(2) Instrument QC Batch: MA19691

(3) Prep QC Batch: MP43088

(4) Prep QC Batch: MP43179

RL = Reporting Limit

## Report of Analysis

<b>Client Sample ID:</b> SEP02-FL@3'	<b>Date Sampled:</b> 09/18/25
<b>Lab Sample ID:</b> DA75444-7	<b>Date Received:</b> 09/18/25
<b>Matrix:</b> SO - Soil	<b>Percent Solids:</b> 94.2
<b>Project:</b> TASMCOA:Cache 8-13,24,34,Cornish 8-53	

### General Chemistry

Analyte	Result	RL	Units	DF	Analyzed	By	Method
<b>%solids</b>							
Solids, Percent	94.2		%	1	09/22/25	JL	SM2540G-2011 M
<b>pH-saturated paste method</b>							
pH <sup>a</sup>	8.33		su	1	09/29/25 10:00	ALA	WREP-125,4E-SATPASTE
<b>prep: DEPT.OF AG, BOOK N9</b>							
Specific Conductivity <sup>a</sup>	< 0.010	0.010	mmhos/cm	1	10/03/25 17:22	ALA	SM 2510B-2011 MOD
Chromium, Hexavalent <sup>b</sup>	< 0.43	0.43	mg/kg	1	10/17/25 14:04	ANJ	SW846 3060A/7199

(a) Analysis performed at SGS Scott, LA.

(b) Analysis performed at SGS Dayton, NJ.

RL = Reporting Limit

# Report of Analysis

<b>Client Sample ID:</b> SEP02-FL@3'		<b>Date Sampled:</b> 09/18/25
<b>Lab Sample ID:</b> DA75444-7A		<b>Date Received:</b> 09/18/25
<b>Matrix:</b> SO - Soil		<b>Percent Solids:</b> 94.2
<b>Project:</b> TASMCOA:Cache 8-13,24,34,Cornish 8-53		

## SAR Metals Analysis

Analyte	Result	RL	Units	DF	Prep	Analyzed By	Method	Prep Method
Calcium <sup>a</sup>	57.5	0.50	mg/l	5	09/29/25	10/02/25 ALA	SW846 6010C <sup>1</sup>	USDA HANDBOOK 60 <sup>2</sup>
Magnesium <sup>a</sup>	12.0	0.50	mg/l	5	09/29/25	10/02/25 ALA	SW846 6010C <sup>1</sup>	USDA HANDBOOK 60 <sup>2</sup>
Sodium <sup>a</sup>	33.0	2.5	mg/l	5	09/29/25	10/02/25 ALA	SW846 6010C <sup>1</sup>	USDA HANDBOOK 60 <sup>2</sup>

(1) Instrument QC Batch: L:MA30816

(2) Prep QC Batch: L:MP31721

(a) Analysis performed at SGS Scott, LA.

RL = Reporting Limit

## Report of Analysis

<b>Client Sample ID:</b> SEP02-FL@3'		<b>Date Sampled:</b> 09/18/25
<b>Lab Sample ID:</b> DA75444-7A		<b>Date Received:</b> 09/18/25
<b>Matrix:</b> SO - Soil		<b>Percent Solids:</b> 94.2
<b>Project:</b> TASMCOA:Cache 8-13,24,34,Cornish 8-53		

### General Chemistry

Analyte	Result	RL	Units	DF	Analyzed	By	Method
Sodium Adsorption Ratio <sup>a</sup>	1.03		ratio	1	10/02/25 16:31	ALA	USDA HANDBOOK 60

(a) Calculated as:  $(Na \text{ meq/L}) / \sqrt{[(Ca \text{ meq/L}) + (Mg \text{ meq/L})/2]}$

---

RL = Reporting Limit

## Report of Analysis

<b>Client Sample ID:</b> SEP02-FL@3'		
<b>Lab Sample ID:</b> DA75444-7B		<b>Date Sampled:</b> 09/18/25
<b>Matrix:</b> SO - Soil		<b>Date Received:</b> 09/18/25
		<b>Percent Solids:</b> 94.2
<b>Project:</b> TASMCOA:Cache 8-13,24,34,Cornish 8-53		

### Hot Water Soluble Boron Metals Analysis

Analyte	Result	RL	Units	DF	Prep	Analyzed By	Method	Prep Method
Boron	< 0.50	0.50	mg/l	1	09/23/25	09/24/25 BR	SW846 6010C <sup>1</sup>	HWS-B <sup>2</sup>

(1) Instrument QC Batch: MA19658

(2) Prep QC Batch: MP43087

---

RL = Reporting Limit

## Report of Analysis

<b>Client Sample ID:</b> SEP03-FL@3'	
<b>Lab Sample ID:</b> DA75444-8	<b>Date Sampled:</b> 09/18/25
<b>Matrix:</b> SO - Soil	<b>Date Received:</b> 09/18/25
<b>Method:</b> SW846 8260D	<b>Percent Solids:</b> 91.5
<b>Project:</b> TASMCOA:Cache 8-13,24,34,Cornish 8-53	

Run #	File ID	DF	Analyzed	By	Prep Date	Prep Batch	Analytical Batch
Run #1 <sup>a</sup>	11122163.D	1	10/02/25 09:15	ALA	n/a	n/a	L:V114557
Run #2							

Run #	Initial Weight
Run #1	5.4 g
Run #2	

### VOA COGCC Table 915 soil list

CAS No.	Compound	Result	RL	Units	Q
71-43-2	Benzene	< 0.00051	0.00051	mg/kg	
100-41-4	Ethylbenzene	< 0.0010	0.0010	mg/kg	
108-88-3	Toluene	< 0.0051	0.0051	mg/kg	
95-63-6	1,2,4-Trimethylbenzene	< 0.0051	0.0051	mg/kg	
108-67-8	1,3,5-Trimethylbenzene	< 0.0051	0.0051	mg/kg	
	m,p-Xylene	< 0.0020	0.0020	mg/kg	
95-47-6	o-Xylene	< 0.0010	0.0010	mg/kg	
1330-20-7	Xylene (total)	< 0.0020	0.0020	mg/kg	
	TPH-GRO (C6-C10)	< 0.20	0.20	mg/kg	

CAS No.	Surrogate Recoveries	Run# 1	Run# 2	Limits
17060-07-0	1,2-Dichloroethane-D4	112%		59-143%
2037-26-5	Toluene-D8	100%		52-159%
460-00-4	4-Bromofluorobenzene	101%		38-183%

(a) Analysis performed at SGS Scott, LA.

RL = Reporting Limit  
E = Indicates value exceeds calibration range

J = Indicates an estimated value  
B = Indicates analyte found in associated method blank  
N = Indicates presumptive evidence of a compound

# Report of Analysis

<b>Client Sample ID:</b> SEP03-FL@3'		
<b>Lab Sample ID:</b> DA75444-8		<b>Date Sampled:</b> 09/18/25
<b>Matrix:</b> SO - Soil		<b>Date Received:</b> 09/18/25
<b>Method:</b> SW846 8270E SW846 3570		<b>Percent Solids:</b> 91.5
<b>Project:</b> TASMCOA:Cache 8-13,24,34,Cornish 8-53		

Run #1	File ID	DF	Analyzed	By	Prep Date	Prep Batch	Analytical Batch
Run #1	3G60559.D	1	09/26/25 05:18	TH	09/25/25 12:00	OP28689	E3G2914
Run #2							

Run #1	Initial Weight	Final Volume
Run #1	5.2 g	10.0 ml
Run #2		

### COGCC Table 915-1 PAH List

CAS No.	Compound	Result	RL	Units	Q
83-32-9	Acenaphthene	< 0.0042	0.0042	mg/kg	
120-12-7	Anthracene	< 0.0042	0.0042	mg/kg	
56-55-3	Benzo(a)anthracene	< 0.0053	0.0053	mg/kg	
205-99-2	Benzo(b)fluoranthene	< 0.0042	0.0042	mg/kg	
207-08-9	Benzo(k)fluoranthene	< 0.0042	0.0042	mg/kg	
50-32-8	Benzo(a)pyrene	< 0.0042	0.0042	mg/kg	
218-01-9	Chrysene	< 0.0042	0.0042	mg/kg	
53-70-3	Dibenzo(a,h)anthracene	< 0.0042	0.0042	mg/kg	
206-44-0	Fluoranthene	< 0.0042	0.0042	mg/kg	
86-73-7	Fluorene	< 0.0042	0.0042	mg/kg	
193-39-5	Indeno(1,2,3-cd)pyrene	< 0.0042	0.0042	mg/kg	
90-12-0	1-Methylnaphthalene	< 0.0042	0.0042	mg/kg	
91-57-6	2-Methylnaphthalene	< 0.0042	0.0042	mg/kg	
91-20-3	Naphthalene	< 0.0021	0.0021	mg/kg	
129-00-0	Pyrene	< 0.0042	0.0042	mg/kg	

CAS No.	Surrogate Recoveries	Run# 1	Run# 2	Limits
321-60-8	2-Fluorobiphenyl	86%		10-130%
4165-60-0	Nitrobenzene-d5	89%		10-130%
1718-51-0	Terphenyl-d14	96%		10-130%

RL = Reporting Limit  
 E = Indicates value exceeds calibration range

J = Indicates an estimated value  
 B = Indicates analyte found in associated method blank  
 N = Indicates presumptive evidence of a compound

## Report of Analysis

<b>Client Sample ID:</b> SEP03-FL@3'		<b>Date Sampled:</b> 09/18/25
<b>Lab Sample ID:</b> DA75444-8		<b>Date Received:</b> 09/18/25
<b>Matrix:</b> SO - Soil		<b>Percent Solids:</b> 91.5
<b>Method:</b> SW846-8015C SW846 3570		
<b>Project:</b> TASMCOA:Cache 8-13,24,34,Cornish 8-53		

Run #	File ID	DF	Analyzed	By	Prep Date	Prep Batch	Analytical Batch
Run #1	FN95336.D	1	10/02/25 10:20	ZM	09/23/25 10:30	OP28680	GFN518
Run #2 <sup>a</sup>	FN95003.D	1	09/26/25 17:17	JB	09/23/25 10:30	OP28680	GFN510

Run #	Initial Weight	Final Volume
Run #1	5.2 g	10.0 ml
Run #2	5.2 g	10.0 ml

### DRO C10-C28, ORO > C28-C36

CAS No.	Compound	Result	RL	Units	Q
	TPH-DRO (C10-C28)	15.8	4.2	mg/kg	
	TPH-ORO (> C28-C36)	16.9	6.3	mg/kg	

CAS No.	Surrogate Recoveries	Run# 1	Run# 2	Limits
84-15-1	o-Terphenyl	122%	104%	20-142%

(a) Confirmation run.

RL = Reporting Limit  
E = Indicates value exceeds calibration range

J = Indicates an estimated value  
B = Indicates analyte found in associated method blank  
N = Indicates presumptive evidence of a compound

## Report of Analysis

<b>Client Sample ID:</b> SEP03-FL@3'		<b>Date Sampled:</b> 09/18/25
<b>Lab Sample ID:</b> DA75444-8		<b>Date Received:</b> 09/18/25
<b>Matrix:</b> SO - Soil		<b>Percent Solids:</b> 91.5
<b>Project:</b> TASMCOA:Cache 8-13,24,34,Cornish 8-53		

### Metals Analysis

Analyte	Result	RL	Units	DF	Prep	Analyzed By	Method	Prep Method
Arsenic	3.6	0.061	mg/kg	5	09/22/25	09/24/25 GS	SW846 6020B <sup>1</sup>	SW846 3050B <sup>3</sup>
Barium	57.9	0.61	mg/kg	5	09/22/25	09/24/25 GS	SW846 6020B <sup>1</sup>	SW846 3050B <sup>3</sup>
Cadmium	0.083	0.031	mg/kg	5	09/22/25	09/24/25 GS	SW846 6020B <sup>1</sup>	SW846 3050B <sup>3</sup>
Copper	3.3	0.61	mg/kg	5	09/22/25	09/24/25 GS	SW846 6020B <sup>1</sup>	SW846 3050B <sup>3</sup>
Lead	5.1	0.15	mg/kg	5	09/22/25	09/24/25 GS	SW846 6020B <sup>1</sup>	SW846 3050B <sup>3</sup>
Nickel	3.5	0.61	mg/kg	5	09/22/25	09/24/25 GS	SW846 6020B <sup>1</sup>	SW846 3050B <sup>3</sup>
Selenium	< 0.12	0.12	mg/kg	5	09/22/25	09/24/25 GS	SW846 6020B <sup>1</sup>	SW846 3050B <sup>3</sup>
Silver	< 0.11	0.11	mg/kg	10	09/24/25	10/03/25 CDL	SW846 6020B <sup>2</sup>	SW846 3050B <sup>4</sup>
Zinc	12.2	3.1	mg/kg	5	09/22/25	09/24/25 GS	SW846 6020B <sup>1</sup>	SW846 3050B <sup>3</sup>

(1) Instrument QC Batch: MA19654

(2) Instrument QC Batch: MA19691

(3) Prep QC Batch: MP43088

(4) Prep QC Batch: MP43179

RL = Reporting Limit

## Report of Analysis

<b>Client Sample ID:</b> SEP03-FL@3'		<b>Date Sampled:</b> 09/18/25
<b>Lab Sample ID:</b> DA75444-8		<b>Date Received:</b> 09/18/25
<b>Matrix:</b> SO - Soil		<b>Percent Solids:</b> 91.5
<b>Project:</b> TASMCOA:Cache 8-13,24,34,Cornish 8-53		

### General Chemistry

Analyte	Result	RL	Units	DF	Analyzed	By	Method
<b>%solids</b> Solids, Percent	91.5		%	1	09/22/25	JL	SM2540G-2011 M
<b>pH-saturated paste method</b> pH <sup>a</sup>	8.25		su	1	09/29/25 10:00	ALA	WREP-125,4E-SATPASTE
<b>prep: DEPT.OF AG, BOOK N9</b> Specific Conductivity <sup>a</sup>	< 0.010	0.010	mmhos/cm	1	10/03/25 17:22	ALA	SM 2510B-2011 MOD
Chromium, Hexavalent <sup>b</sup>	< 0.42	0.42	mg/kg	1	10/17/25 14:20	ANJ	SW846 3060A/7199

(a) Analysis performed at SGS Scott, LA.

(b) Analysis performed at SGS Dayton, NJ.

RL = Reporting Limit

## Report of Analysis

<b>Client Sample ID:</b> SEP03-FL@3'		<b>Date Sampled:</b> 09/18/25
<b>Lab Sample ID:</b> DA75444-8A		<b>Date Received:</b> 09/18/25
<b>Matrix:</b> SO - Soil		<b>Percent Solids:</b> 91.5
<b>Project:</b> TASMCOA:Cache 8-13,24,34,Cornish 8-53		

### SAR Metals Analysis

Analyte	Result	RL	Units	DF	Prep	Analyzed By	Method	Prep Method
Calcium <sup>a</sup>	216	0.50	mg/l	5	09/29/25	10/02/25	ALA SW846 6010C <sup>1</sup>	USDA HANDBOOK 60 <sup>2</sup>
Magnesium <sup>a</sup>	36.6	0.50	mg/l	5	09/29/25	10/02/25	ALA SW846 6010C <sup>1</sup>	USDA HANDBOOK 60 <sup>2</sup>
Sodium <sup>a</sup>	11.2	2.5	mg/l	5	09/29/25	10/02/25	ALA SW846 6010C <sup>1</sup>	USDA HANDBOOK 60 <sup>2</sup>

(1) Instrument QC Batch: L:MA30816

(2) Prep QC Batch: L:MP31721

(a) Analysis performed at SGS Scott, LA.

RL = Reporting Limit

## Report of Analysis

<b>Client Sample ID:</b> SEP03-FL@3'		<b>Date Sampled:</b> 09/18/25
<b>Lab Sample ID:</b> DA75444-8A		<b>Date Received:</b> 09/18/25
<b>Matrix:</b> SO - Soil		<b>Percent Solids:</b> 91.5
<b>Project:</b> TASMCOA:Cache 8-13,24,34,Cornish 8-53		

### General Chemistry

Analyte	Result	RL	Units	DF	Analyzed	By	Method
Sodium Adsorption Ratio <sup>a</sup>	0.185		ratio	1	10/02/25 16:36	ALA	USDA HANDBOOK 60

(a) Calculated as:  $(Na \text{ meq/L}) / \sqrt{[(Ca \text{ meq/L}) + (Mg \text{ meq/L})/2]}$

---

RL = Reporting Limit

## Report of Analysis

<b>Client Sample ID:</b> SEP03-FL@3'		<b>Date Sampled:</b> 09/18/25
<b>Lab Sample ID:</b> DA75444-8B		<b>Date Received:</b> 09/18/25
<b>Matrix:</b> SO - Soil		<b>Percent Solids:</b> 91.5
<b>Project:</b> TASMCOA:Cache 8-13,24,34,Cornish 8-53		

### Hot Water Soluble Boron Metals Analysis

Analyte	Result	RL	Units	DF	Prep	Analyzed By	Method	Prep Method
Boron	< 0.50	0.50	mg/l	1	09/23/25	09/24/25 BR	SW846 6010C <sup>1</sup>	HWS-B <sup>2</sup>

(1) Instrument QC Batch: MA19658

(2) Prep QC Batch: MP43087

---

RL = Reporting Limit

# Report of Analysis

<b>Client Sample ID:</b> SEP04-FL@3'		
<b>Lab Sample ID:</b> DA75444-9		<b>Date Sampled:</b> 09/18/25
<b>Matrix:</b> SO - Soil		<b>Date Received:</b> 09/18/25
<b>Method:</b> SW846 8260D		<b>Percent Solids:</b> 92.1
<b>Project:</b> TASMCOA:Cache 8-13,24,34,Cornish 8-53		

Run #	File ID	DF	Analyzed	By	Prep Date	Prep Batch	Analytical Batch
Run #1 <sup>a</sup>	11122164.D	1	10/02/25 09:37	ALA	n/a	n/a	L:V114557
Run #2							

Run #	Initial Weight
Run #1	5.5 g
Run #2	

### VOA COGCC Table 915 soil list

CAS No.	Compound	Result	RL	Units	Q
71-43-2	Benzene	< 0.00049	0.00049	mg/kg	
100-41-4	Ethylbenzene	< 0.00099	0.00099	mg/kg	
108-88-3	Toluene	< 0.0049	0.0049	mg/kg	
95-63-6	1,2,4-Trimethylbenzene	< 0.0049	0.0049	mg/kg	
108-67-8	1,3,5-Trimethylbenzene	< 0.0049	0.0049	mg/kg	
	m,p-Xylene	< 0.0020	0.0020	mg/kg	
95-47-6	o-Xylene	< 0.00099	0.00099	mg/kg	
1330-20-7	Xylene (total)	< 0.0020	0.0020	mg/kg	
	TPH-GRO (C6-C10)	< 0.20	0.20	mg/kg	

CAS No.	Surrogate Recoveries	Run# 1	Run# 2	Limits
17060-07-0	1,2-Dichloroethane-D4	112%		59-143%
2037-26-5	Toluene-D8	100%		52-159%
460-00-4	4-Bromofluorobenzene	101%		38-183%

(a) Analysis performed at SGS Scott, LA.

RL = Reporting Limit  
E = Indicates value exceeds calibration range

J = Indicates an estimated value  
B = Indicates analyte found in associated method blank  
N = Indicates presumptive evidence of a compound

# Report of Analysis

<b>Client Sample ID:</b> SEP04-FL@3'		
<b>Lab Sample ID:</b> DA75444-9		<b>Date Sampled:</b> 09/18/25
<b>Matrix:</b> SO - Soil		<b>Date Received:</b> 09/18/25
<b>Method:</b> SW846 8270E SW846 3570		<b>Percent Solids:</b> 92.1
<b>Project:</b> TASMCOA:Cache 8-13,24,34,Cornish 8-53		

Run #	File ID	DF	Analyzed	By	Prep Date	Prep Batch	Analytical Batch
Run #1	3G60560.D	1	09/26/25 05:40	TH	09/25/25 12:00	OP28689	E3G2914
Run #2							

Run #	Initial Weight	Final Volume
Run #1	5.2 g	10.0 ml
Run #2		

### COGCC Table 915-1 PAH List

CAS No.	Compound	Result	RL	Units	Q
83-32-9	Acenaphthene	< 0.0042	0.0042	mg/kg	
120-12-7	Anthracene	< 0.0042	0.0042	mg/kg	
56-55-3	Benzo(a)anthracene	< 0.0052	0.0052	mg/kg	
205-99-2	Benzo(b)fluoranthene	< 0.0042	0.0042	mg/kg	
207-08-9	Benzo(k)fluoranthene	< 0.0042	0.0042	mg/kg	
50-32-8	Benzo(a)pyrene	< 0.0042	0.0042	mg/kg	
218-01-9	Chrysene	< 0.0042	0.0042	mg/kg	
53-70-3	Dibenzo(a,h)anthracene	< 0.0042	0.0042	mg/kg	
206-44-0	Fluoranthene	< 0.0042	0.0042	mg/kg	
86-73-7	Fluorene	< 0.0042	0.0042	mg/kg	
193-39-5	Indeno(1,2,3-cd)pyrene	< 0.0042	0.0042	mg/kg	
90-12-0	1-Methylnaphthalene	< 0.0042	0.0042	mg/kg	
91-57-6	2-Methylnaphthalene	< 0.0042	0.0042	mg/kg	
91-20-3	Naphthalene	< 0.0021	0.0021	mg/kg	
129-00-0	Pyrene	< 0.0042	0.0042	mg/kg	

CAS No.	Surrogate Recoveries	Run# 1	Run# 2	Limits
321-60-8	2-Fluorobiphenyl	94%		10-130%
4165-60-0	Nitrobenzene-d5	97%		10-130%
1718-51-0	Terphenyl-d14	99%		10-130%

RL = Reporting Limit  
 E = Indicates value exceeds calibration range

J = Indicates an estimated value  
 B = Indicates analyte found in associated method blank  
 N = Indicates presumptive evidence of a compound

# Report of Analysis

<b>Client Sample ID:</b> SEP04-FL@3'		
<b>Lab Sample ID:</b> DA75444-9		<b>Date Sampled:</b> 09/18/25
<b>Matrix:</b> SO - Soil		<b>Date Received:</b> 09/18/25
<b>Method:</b> SW846-8015C SW846 3570		<b>Percent Solids:</b> 92.1
<b>Project:</b> TASMCOA:Cache 8-13,24,34,Cornish 8-53		

Run #	File ID	DF	Analyzed	By	Prep Date	Prep Batch	Analytical Batch
Run #1	FN95337.D	1	10/02/25 10:33	ZM	09/23/25 10:30	OP28680	GFN518
Run #2 <sup>a</sup>	FN95004.D	1	09/26/25 17:31	JB	09/23/25 10:30	OP28680	GFN510

Run #	Initial Weight	Final Volume
Run #1	5.0 g	10.0 ml
Run #2	5.0 g	10.0 ml

### DRO C10-C28, ORO > C28-C36

CAS No.	Compound	Result	RL	Units	Q
	TPH-DRO (C10-C28)	16.4	4.3	mg/kg	
	TPH-ORO (> C28-C36)	18.9	6.5	mg/kg	

CAS No.	Surrogate Recoveries	Run# 1	Run# 2	Limits
84-15-1	o-Terphenyl	107%	94%	20-142%

(a) Confirmation run.

RL = Reporting Limit  
E = Indicates value exceeds calibration range

J = Indicates an estimated value  
B = Indicates analyte found in associated method blank  
N = Indicates presumptive evidence of a compound

## Report of Analysis

<b>Client Sample ID:</b> SEP04-FL@3'		<b>Date Sampled:</b> 09/18/25
<b>Lab Sample ID:</b> DA75444-9		<b>Date Received:</b> 09/18/25
<b>Matrix:</b> SO - Soil		<b>Percent Solids:</b> 92.1
<b>Project:</b> TASMCOA:Cache 8-13,24,34,Cornish 8-53		

### Metals Analysis

Analyte	Result	RL	Units	DF	Prep	Analyzed By	Method	Prep Method
Arsenic	2.7	0.076	mg/kg	5	09/22/25	09/24/25 GS	SW846 6020B <sup>1</sup>	SW846 3050B <sup>3</sup>
Barium	52.5	0.76	mg/kg	5	09/22/25	09/24/25 GS	SW846 6020B <sup>1</sup>	SW846 3050B <sup>3</sup>
Cadmium	0.050	0.038	mg/kg	5	09/22/25	09/24/25 GS	SW846 6020B <sup>1</sup>	SW846 3050B <sup>3</sup>
Copper	2.5	0.76	mg/kg	5	09/22/25	09/24/25 GS	SW846 6020B <sup>1</sup>	SW846 3050B <sup>3</sup>
Lead	4.3	0.19	mg/kg	5	09/22/25	09/24/25 GS	SW846 6020B <sup>1</sup>	SW846 3050B <sup>3</sup>
Nickel	2.6	0.76	mg/kg	5	09/22/25	09/24/25 GS	SW846 6020B <sup>1</sup>	SW846 3050B <sup>3</sup>
Selenium	< 0.15	0.15	mg/kg	5	09/22/25	09/24/25 GS	SW846 6020B <sup>1</sup>	SW846 3050B <sup>3</sup>
Silver	< 0.10	0.10	mg/kg	10	09/24/25	10/03/25 CDL	SW846 6020B <sup>2</sup>	SW846 3050B <sup>4</sup>
Zinc	10.9	3.8	mg/kg	5	09/22/25	09/24/25 GS	SW846 6020B <sup>1</sup>	SW846 3050B <sup>3</sup>

(1) Instrument QC Batch: MA19654

(2) Instrument QC Batch: MA19691

(3) Prep QC Batch: MP43088

(4) Prep QC Batch: MP43179

RL = Reporting Limit

## Report of Analysis

<b>Client Sample ID:</b> SEP04-FL@3'		<b>Date Sampled:</b> 09/18/25
<b>Lab Sample ID:</b> DA75444-9		<b>Date Received:</b> 09/18/25
<b>Matrix:</b> SO - Soil		<b>Percent Solids:</b> 92.1
<b>Project:</b> TASMCOA:Cache 8-13,24,34,Cornish 8-53		

### General Chemistry

Analyte	Result	RL	Units	DF	Analyzed	By	Method
<b>%solids</b>							
Solids, Percent	92.1		%	1	09/22/25	JL	SM2540G-2011 M
<b>pH-saturated paste method</b>							
pH <sup>a</sup>	9.24		su	1	09/29/25 10:00	ALA	WREP-125,4E-SATPASTE
<b>prep: DEPT.OF AG, BOOK N9</b>							
Specific Conductivity <sup>a</sup>	< 0.010	0.010	mmhos/cm	1	10/03/25 17:22	ALA	SM 2510B-2011 MOD
Chromium, Hexavalent <sup>b</sup>	< 0.44	0.44	mg/kg	1	10/17/25 14:36	ANJ	SW846 3060A/7199

(a) Analysis performed at SGS Scott, LA.

(b) Analysis performed at SGS Dayton, NJ.

RL = Reporting Limit

# Report of Analysis

<b>Client Sample ID:</b> SEP04-FL@3'		
<b>Lab Sample ID:</b> DA75444-9A		<b>Date Sampled:</b> 09/18/25
<b>Matrix:</b> SO - Soil		<b>Date Received:</b> 09/18/25
		<b>Percent Solids:</b> 92.1
<b>Project:</b> TASMCOA:Cache 8-13,24,34,Cornish 8-53		

## SAR Metals Analysis

Analyte	Result	RL	Units	DF	Prep	Analyzed By	Method	Prep Method
Calcium <sup>a</sup>	290	0.50	mg/l	5	09/29/25	10/02/25 ALA	SW846 6010C <sup>1</sup>	USDA HANDBOOK 60 <sup>2</sup>
Magnesium <sup>a</sup>	64.6	0.50	mg/l	5	09/29/25	10/02/25 ALA	SW846 6010C <sup>1</sup>	USDA HANDBOOK 60 <sup>2</sup>
Sodium <sup>a</sup>	195	2.5	mg/l	5	09/29/25	10/02/25 ALA	SW846 6010C <sup>1</sup>	USDA HANDBOOK 60 <sup>2</sup>

(1) Instrument QC Batch: L:MA30816

(2) Prep QC Batch: L:MP31721

(a) Analysis performed at SGS Scott, LA.

RL = Reporting Limit

## Report of Analysis

<b>Client Sample ID:</b> SEP04-FL@3'		<b>Date Sampled:</b> 09/18/25
<b>Lab Sample ID:</b> DA75444-9A		<b>Date Received:</b> 09/18/25
<b>Matrix:</b> SO - Soil		<b>Percent Solids:</b> 92.1
<b>Project:</b> TASMCOA:Cache 8-13,24,34,Cornish 8-53		

### General Chemistry

Analyte	Result	RL	Units	DF	Analyzed	By	Method
Sodium Adsorption Ratio <sup>a</sup>	2.69		ratio	1	10/02/25 16:40	ALA	USDA HANDBOOK 60

(a) Calculated as:  $(Na \text{ meq/L}) / \sqrt{[(Ca \text{ meq/L}) + (Mg \text{ meq/L})/2]}$

---

RL = Reporting Limit

## Report of Analysis

<b>Client Sample ID:</b> SEP04-FL@3'	
<b>Lab Sample ID:</b> DA75444-9B	<b>Date Sampled:</b> 09/18/25
<b>Matrix:</b> SO - Soil	<b>Date Received:</b> 09/18/25
	<b>Percent Solids:</b> 92.1
<b>Project:</b> TASMCOA:Cache 8-13,24,34,Cornish 8-53	

### Hot Water Soluble Boron Metals Analysis

Analyte	Result	RL	Units	DF	Prep	Analyzed By	Method	Prep Method
Boron	< 0.50	0.50	mg/l	1	09/23/25	09/24/25 BR	SW846 6010C <sup>1</sup>	HWS-B <sup>2</sup>

(1) Instrument QC Batch: MA19658

(2) Prep QC Batch: MP43087

---

RL = Reporting Limit

## Report of Analysis

<b>Client Sample ID:</b> PWV01-B@4'	
<b>Lab Sample ID:</b> DA75444-10	<b>Date Sampled:</b> 09/18/25
<b>Matrix:</b> SO - Soil	<b>Date Received:</b> 09/18/25
<b>Method:</b> SW846 8260D	<b>Percent Solids:</b> 83.2
<b>Project:</b> TASMCOA:Cache 8-13,24,34,Cornish 8-53	

Run #	File ID	DF	Analyzed	By	Prep Date	Prep Batch	Analytical Batch
Run #1 <sup>a</sup>	11122187.D	1	10/02/25 18:18	ALA	n/a	n/a	L:V114558
Run #2							

Run #	Initial Weight
Run #1	4.9 g
Run #2	

### VOA COGCC Table 915 soil list

CAS No.	Compound	Result	RL	Units	Q
71-43-2	Benzene	< 0.00061	0.00061	mg/kg	
100-41-4	Ethylbenzene	< 0.0012	0.0012	mg/kg	
108-88-3	Toluene	< 0.0061	0.0061	mg/kg	
95-63-6	1,2,4-Trimethylbenzene	< 0.0061	0.0061	mg/kg	
108-67-8	1,3,5-Trimethylbenzene	< 0.0061	0.0061	mg/kg	
	m,p-Xylene	< 0.0025	0.0025	mg/kg	
95-47-6	o-Xylene	< 0.0012	0.0012	mg/kg	
1330-20-7	Xylene (total)	< 0.0025	0.0025	mg/kg	
	TPH-GRO (C6-C10)	< 0.25	0.25	mg/kg	

CAS No.	Surrogate Recoveries	Run# 1	Run# 2	Limits
17060-07-0	1,2-Dichloroethane-D4	117%		59-143%
2037-26-5	Toluene-D8	100%		52-159%
460-00-4	4-Bromofluorobenzene	103%		38-183%

(a) Analysis performed at SGS Scott, LA.

RL = Reporting Limit  
 E = Indicates value exceeds calibration range

J = Indicates an estimated value  
 B = Indicates analyte found in associated method blank  
 N = Indicates presumptive evidence of a compound

# Report of Analysis

<b>Client Sample ID:</b> PWV01-B@4'		
<b>Lab Sample ID:</b> DA75444-10		<b>Date Sampled:</b> 09/18/25
<b>Matrix:</b> SO - Soil		<b>Date Received:</b> 09/18/25
<b>Method:</b> SW846 8270E SW846 3570		<b>Percent Solids:</b> 83.2
<b>Project:</b> TASMCOA:Cache 8-13,24,34,Cornish 8-53		

Run #1	File ID	DF	Analyzed	By	Prep Date	Prep Batch	Analytical Batch
Run #1	3G60561.D	1	09/26/25 06:01	TH	09/25/25 12:00	OP28689	E3G2914
Run #2							

Run #1	Initial Weight	Final Volume
Run #1	5.1 g	10.0 ml
Run #2		

### COGCC Table 915-1 PAH List

CAS No.	Compound	Result	RL	Units	Q
83-32-9	Acenaphthene	< 0.0047	0.0047	mg/kg	
120-12-7	Anthracene	< 0.0047	0.0047	mg/kg	
56-55-3	Benzo(a)anthracene	< 0.0059	0.0059	mg/kg	
205-99-2	Benzo(b)fluoranthene	< 0.0047	0.0047	mg/kg	
207-08-9	Benzo(k)fluoranthene	< 0.0047	0.0047	mg/kg	
50-32-8	Benzo(a)pyrene	< 0.0047	0.0047	mg/kg	
218-01-9	Chrysene	< 0.0047	0.0047	mg/kg	
53-70-3	Dibenzo(a,h)anthracene	< 0.0047	0.0047	mg/kg	
206-44-0	Fluoranthene	< 0.0047	0.0047	mg/kg	
86-73-7	Fluorene	< 0.0047	0.0047	mg/kg	
193-39-5	Indeno(1,2,3-cd)pyrene	< 0.0047	0.0047	mg/kg	
90-12-0	1-Methylnaphthalene	< 0.0047	0.0047	mg/kg	
91-57-6	2-Methylnaphthalene	< 0.0047	0.0047	mg/kg	
91-20-3	Naphthalene	< 0.0024	0.0024	mg/kg	
129-00-0	Pyrene	< 0.0047	0.0047	mg/kg	

CAS No.	Surrogate Recoveries	Run# 1	Run# 2	Limits
321-60-8	2-Fluorobiphenyl	87%		10-130%
4165-60-0	Nitrobenzene-d5	89%		10-130%
1718-51-0	Terphenyl-d14	98%		10-130%

RL = Reporting Limit  
E = Indicates value exceeds calibration range

J = Indicates an estimated value  
B = Indicates analyte found in associated method blank  
N = Indicates presumptive evidence of a compound

## Report of Analysis

<b>Client Sample ID:</b> PWV01-B@4'	
<b>Lab Sample ID:</b> DA75444-10	<b>Date Sampled:</b> 09/18/25
<b>Matrix:</b> SO - Soil	<b>Date Received:</b> 09/18/25
<b>Method:</b> SW846-8015C SW846 3570	<b>Percent Solids:</b> 83.2
<b>Project:</b> TASMCOA:Cache 8-13,24,34,Cornish 8-53	

Run #	File ID	DF	Analyzed	By	Prep Date	Prep Batch	Analytical Batch
Run #1	FN95338.D	1	10/02/25 10:47	ZM	09/23/25 10:30	OP28680	GFN518
Run #2 <sup>a</sup>	FN95005.D	1	09/26/25 17:45	JB	09/23/25 10:30	OP28680	GFN510

Run #	Initial Weight	Final Volume
Run #1	5.2 g	10.0 ml
Run #2	5.2 g	10.0 ml

### DRO C10-C28, ORO > C28-C36

CAS No.	Compound	Result	RL	Units	Q
	TPH-DRO (C10-C28)	46.1	4.6	mg/kg	
	TPH-ORO (> C28-C36)	53.1	6.9	mg/kg	

CAS No.	Surrogate Recoveries	Run# 1	Run# 2	Limits
84-15-1	o-Terphenyl	133%	110%	20-142%

(a) Confirmation run.

RL = Reporting Limit  
E = Indicates value exceeds calibration range

J = Indicates an estimated value  
B = Indicates analyte found in associated method blank  
N = Indicates presumptive evidence of a compound

## Report of Analysis

<b>Client Sample ID:</b> PWV01-B@4'	<b>Date Sampled:</b> 09/18/25
<b>Lab Sample ID:</b> DA75444-10	<b>Date Received:</b> 09/18/25
<b>Matrix:</b> SO - Soil	<b>Percent Solids:</b> 83.2
<b>Project:</b> TASMCOA:Cache 8-13,24,34,Cornish 8-53	

### Metals Analysis

Analyte	Result	RL	Units	DF	Prep	Analyzed By	Method	Prep Method
Arsenic	2.9	0.082	mg/kg	5	09/22/25	09/24/25 GS	SW846 6020B <sup>1</sup>	SW846 3050B <sup>3</sup>
Barium	34.2	0.82	mg/kg	5	09/22/25	09/24/25 GS	SW846 6020B <sup>1</sup>	SW846 3050B <sup>3</sup>
Cadmium	0.069	0.041	mg/kg	5	09/22/25	09/24/25 GS	SW846 6020B <sup>1</sup>	SW846 3050B <sup>3</sup>
Copper	2.7	0.82	mg/kg	5	09/22/25	09/24/25 GS	SW846 6020B <sup>1</sup>	SW846 3050B <sup>3</sup>
Lead	3.8	0.20	mg/kg	5	09/22/25	09/24/25 GS	SW846 6020B <sup>1</sup>	SW846 3050B <sup>3</sup>
Nickel	2.7	0.82	mg/kg	5	09/22/25	09/24/25 GS	SW846 6020B <sup>1</sup>	SW846 3050B <sup>3</sup>
Selenium	< 0.16	0.16	mg/kg	5	09/22/25	09/24/25 GS	SW846 6020B <sup>1</sup>	SW846 3050B <sup>3</sup>
Silver	< 0.11	0.11	mg/kg	10	09/24/25	10/03/25 CDL	SW846 6020B <sup>2</sup>	SW846 3050B <sup>4</sup>
Zinc	11.8	4.1	mg/kg	5	09/22/25	09/24/25 GS	SW846 6020B <sup>1</sup>	SW846 3050B <sup>3</sup>

(1) Instrument QC Batch: MA19654

(2) Instrument QC Batch: MA19691

(3) Prep QC Batch: MP43088

(4) Prep QC Batch: MP43179

RL = Reporting Limit

## Report of Analysis

<b>Client Sample ID:</b> PWV01-B@4'		<b>Date Sampled:</b> 09/18/25
<b>Lab Sample ID:</b> DA75444-10		<b>Date Received:</b> 09/18/25
<b>Matrix:</b> SO - Soil		<b>Percent Solids:</b> 83.2
<b>Project:</b> TASMCOA:Cache 8-13,24,34,Cornish 8-53		

### General Chemistry

Analyte	Result	RL	Units	DF	Analyzed	By	Method
<b>%solids</b>							
Solids, Percent	83.2		%	1	09/22/25	JL	SM2540G-2011 M
<b>pH-saturated paste method</b>							
pH <sup>a</sup>	9.25		su	1	09/29/25 10:00	ALA	WREP-125,4E-SATPASTE
<b>prep: DEPT.OF AG, BOOK N9</b>							
Specific Conductivity <sup>a</sup>	0.21	0.010	mmhos/cm	1	10/03/25 17:22	ALA	SM 2510B-2011 MOD
Chromium, Hexavalent <sup>b</sup>	< 0.47	0.47	mg/kg	1	10/17/25 14:51	ANJ	SW846 3060A/7199

(a) Analysis performed at SGS Scott, LA.

(b) Analysis performed at SGS Dayton, NJ.

RL = Reporting Limit

## Report of Analysis

<b>Client Sample ID:</b> PWV01-B@4'		<b>Date Sampled:</b> 09/18/25
<b>Lab Sample ID:</b> DA75444-10A		<b>Date Received:</b> 09/18/25
<b>Matrix:</b> SO - Soil		<b>Percent Solids:</b> 83.2
<b>Project:</b> TASMCOA:Cache 8-13,24,34,Cornish 8-53		

### SAR Metals Analysis

Analyte	Result	RL	Units	DF	Prep	Analyzed By	Method	Prep Method
Calcium <sup>a</sup>	44.5	0.50	mg/l	5	09/29/25	10/02/25 ALA	SW846 6010C <sup>1</sup>	USDA HANDBOOK 60 <sup>2</sup>
Magnesium <sup>a</sup>	7.76	0.50	mg/l	5	09/29/25	10/02/25 ALA	SW846 6010C <sup>1</sup>	USDA HANDBOOK 60 <sup>2</sup>
Sodium <sup>a</sup>	24.0	2.5	mg/l	5	09/29/25	10/02/25 ALA	SW846 6010C <sup>1</sup>	USDA HANDBOOK 60 <sup>2</sup>

(1) Instrument QC Batch: L:MA30816

(2) Prep QC Batch: L:MP31721

(a) Analysis performed at SGS Scott, LA.

RL = Reporting Limit

## Report of Analysis

<b>Client Sample ID:</b> PWV01-B@4'		<b>Date Sampled:</b> 09/18/25
<b>Lab Sample ID:</b> DA75444-10A		<b>Date Received:</b> 09/18/25
<b>Matrix:</b> SO - Soil		<b>Percent Solids:</b> 83.2
<b>Project:</b> TASMCOA:Cache 8-13,24,34,Cornish 8-53		

### General Chemistry

Analyte	Result	RL	Units	DF	Analyzed	By	Method
Sodium Adsorption Ratio <sup>a</sup>	0.872		ratio	1	10/02/25 15:50	ALA	USDA HANDBOOK 60

(a) Calculated as:  $(Na \text{ meq/L}) / \sqrt{[(Ca \text{ meq/L}) + (Mg \text{ meq/L})/2]}$

---

RL = Reporting Limit

## Report of Analysis

<b>Client Sample ID:</b> PWV01-B@4'	
<b>Lab Sample ID:</b> DA75444-10B	<b>Date Sampled:</b> 09/18/25
<b>Matrix:</b> SO - Soil	<b>Date Received:</b> 09/18/25
	<b>Percent Solids:</b> 83.2
<b>Project:</b> TASMCOA:Cache 8-13,24,34,Cornish 8-53	

### Hot Water Soluble Boron Metals Analysis

Analyte	Result	RL	Units	DF	Prep	Analyzed By	Method	Prep Method
Boron	< 0.50	0.50	mg/l	1	09/23/25	09/24/25 BR	SW846 6010C <sup>1</sup>	HWS-B <sup>2</sup>

(1) Instrument QC Batch: MA19658

(2) Prep QC Batch: MP43087

---

RL = Reporting Limit

## Report of Analysis

<b>Client Sample ID:</b> PWV01-N@2'	
<b>Lab Sample ID:</b> DA75444-11	<b>Date Sampled:</b> 09/18/25
<b>Matrix:</b> SO - Soil	<b>Date Received:</b> 09/18/25
<b>Method:</b> SW846 8260D	<b>Percent Solids:</b> 88.8
<b>Project:</b> TASMCOA:Cache 8-13,24,34,Cornish 8-53	

Run #	File ID	DF	Analyzed	By	Prep Date	Prep Batch	Analytical Batch
Run #1 <sup>a</sup>	11122188.D	1	10/02/25 18:40	ALA	n/a	n/a	L:V114558
Run #2							

Run #	Initial Weight
Run #1	4.8 g
Run #2	

### VOA COGCC Table 915 soil list

CAS No.	Compound	Result	RL	Units	Q
71-43-2	Benzene	< 0.00059	0.00059	mg/kg	
100-41-4	Ethylbenzene	< 0.0012	0.0012	mg/kg	
108-88-3	Toluene	< 0.0059	0.0059	mg/kg	
95-63-6	1,2,4-Trimethylbenzene	< 0.0059	0.0059	mg/kg	
108-67-8	1,3,5-Trimethylbenzene	< 0.0059	0.0059	mg/kg	
	m,p-Xylene	< 0.0023	0.0023	mg/kg	
95-47-6	o-Xylene	< 0.0012	0.0012	mg/kg	
1330-20-7	Xylene (total)	< 0.0023	0.0023	mg/kg	
	TPH-GRO (C6-C10)	< 0.23	0.23	mg/kg	

CAS No.	Surrogate Recoveries	Run# 1	Run# 2	Limits
17060-07-0	1,2-Dichloroethane-D4	119%		59-143%
2037-26-5	Toluene-D8	101%		52-159%
460-00-4	4-Bromofluorobenzene	103%		38-183%

(a) Analysis performed at SGS Scott, LA.

RL = Reporting Limit  
E = Indicates value exceeds calibration range

J = Indicates an estimated value  
B = Indicates analyte found in associated method blank  
N = Indicates presumptive evidence of a compound

# Report of Analysis

<b>Client Sample ID:</b> PWV01-N@2'		
<b>Lab Sample ID:</b> DA75444-11		<b>Date Sampled:</b> 09/18/25
<b>Matrix:</b> SO - Soil		<b>Date Received:</b> 09/18/25
<b>Method:</b> SW846 8270E SW846 3570		<b>Percent Solids:</b> 88.8
<b>Project:</b> TASMCOA:Cache 8-13,24,34,Cornish 8-53		

Run #	File ID	DF	Analyzed	By	Prep Date	Prep Batch	Analytical Batch
Run #1	3G60562.D	1	09/26/25 06:23	TH	09/25/25 12:00	OP28689	E3G2914
Run #2							

Run #	Initial Weight	Final Volume
Run #1	5.1 g	10.0 ml
Run #2		

### COGCC Table 915-1 PAH List

CAS No.	Compound	Result	RL	Units	Q
83-32-9	Acenaphthene	< 0.0044	0.0044	mg/kg	
120-12-7	Anthracene	< 0.0044	0.0044	mg/kg	
56-55-3	Benzo(a)anthracene	< 0.0055	0.0055	mg/kg	
205-99-2	Benzo(b)fluoranthene	< 0.0044	0.0044	mg/kg	
207-08-9	Benzo(k)fluoranthene	< 0.0044	0.0044	mg/kg	
50-32-8	Benzo(a)pyrene	< 0.0044	0.0044	mg/kg	
218-01-9	Chrysene	< 0.0044	0.0044	mg/kg	
53-70-3	Dibenzo(a,h)anthracene	< 0.0044	0.0044	mg/kg	
206-44-0	Fluoranthene	< 0.0044	0.0044	mg/kg	
86-73-7	Fluorene	< 0.0044	0.0044	mg/kg	
193-39-5	Indeno(1,2,3-cd)pyrene	< 0.0044	0.0044	mg/kg	
90-12-0	1-Methylnaphthalene	0.0091	0.0044	mg/kg	
91-57-6	2-Methylnaphthalene	0.0139	0.0044	mg/kg	
91-20-3	Naphthalene	< 0.0022	0.0022	mg/kg	
129-00-0	Pyrene	< 0.0044	0.0044	mg/kg	

CAS No.	Surrogate Recoveries	Run# 1	Run# 2	Limits
321-60-8	2-Fluorobiphenyl	106%		10-130%
4165-60-0	Nitrobenzene-d5	113%		10-130%
1718-51-0	Terphenyl-d14	119%		10-130%

RL = Reporting Limit  
E = Indicates value exceeds calibration range

J = Indicates an estimated value  
B = Indicates analyte found in associated method blank  
N = Indicates presumptive evidence of a compound

## Report of Analysis

<b>Client Sample ID:</b> PWV01-N@2'	
<b>Lab Sample ID:</b> DA75444-11	<b>Date Sampled:</b> 09/18/25
<b>Matrix:</b> SO - Soil	<b>Date Received:</b> 09/18/25
<b>Method:</b> SW846-8015C SW846 3570	<b>Percent Solids:</b> 88.8
<b>Project:</b> TASMCOA:Cache 8-13,24,34,Cornish 8-53	

Run #	File ID	DF	Analyzed	By	Prep Date	Prep Batch	Analytical Batch
Run #1	FN95339.D	1	10/02/25 11:01	ZM	09/23/25 10:30	OP28680	GFN518
Run #2 <sup>a</sup>	FN95006.D	1	09/26/25 17:58	JB	09/23/25 10:30	OP28680	GFN510

Run #	Initial Weight	Final Volume
Run #1	5.0 g	10.0 ml
Run #2	5.0 g	10.0 ml

### DRO C10-C28, ORO > C28-C36

CAS No.	Compound	Result	RL	Units	Q
	TPH-DRO (C10-C28)	36.9	4.5	mg/kg	
	TPH-ORO (> C28-C36)	30.2	6.7	mg/kg	

CAS No.	Surrogate Recoveries	Run# 1	Run# 2	Limits
84-15-1	o-Terphenyl	125%	107%	20-142%

(a) Confirmation run.

RL = Reporting Limit  
E = Indicates value exceeds calibration range

J = Indicates an estimated value  
B = Indicates analyte found in associated method blank  
N = Indicates presumptive evidence of a compound

## Report of Analysis

<b>Client Sample ID:</b> PWV01-N@2'		<b>Date Sampled:</b> 09/18/25
<b>Lab Sample ID:</b> DA75444-11		<b>Date Received:</b> 09/18/25
<b>Matrix:</b> SO - Soil		<b>Percent Solids:</b> 88.8
<b>Project:</b> TASMCOA:Cache 8-13,24,34,Cornish 8-53		

### Metals Analysis

Analyte	Result	RL	Units	DF	Prep	Analyzed By	Method	Prep Method
Arsenic	3.0	0.060	mg/kg	5	09/22/25	09/24/25 GS	SW846 6020B <sup>1</sup>	SW846 3050B <sup>3</sup>
Barium	30.4	0.60	mg/kg	5	09/22/25	09/24/25 GS	SW846 6020B <sup>1</sup>	SW846 3050B <sup>3</sup>
Cadmium	0.072	0.030	mg/kg	5	09/22/25	09/24/25 GS	SW846 6020B <sup>1</sup>	SW846 3050B <sup>3</sup>
Copper	2.8	0.60	mg/kg	5	09/22/25	09/24/25 GS	SW846 6020B <sup>1</sup>	SW846 3050B <sup>3</sup>
Lead	3.9	0.15	mg/kg	5	09/22/25	09/24/25 GS	SW846 6020B <sup>1</sup>	SW846 3050B <sup>3</sup>
Nickel	2.6	0.60	mg/kg	5	09/22/25	09/24/25 GS	SW846 6020B <sup>1</sup>	SW846 3050B <sup>3</sup>
Selenium	< 0.12	0.12	mg/kg	5	09/22/25	09/24/25 GS	SW846 6020B <sup>1</sup>	SW846 3050B <sup>3</sup>
Silver	< 0.11	0.11	mg/kg	10	09/24/25	10/03/25 CDL	SW846 6020B <sup>2</sup>	SW846 3050B <sup>4</sup>
Zinc	11.2	3.0	mg/kg	5	09/22/25	09/24/25 GS	SW846 6020B <sup>1</sup>	SW846 3050B <sup>3</sup>

(1) Instrument QC Batch: MA19654

(2) Instrument QC Batch: MA19691

(3) Prep QC Batch: MP43088

(4) Prep QC Batch: MP43179

---

RL = Reporting Limit

## Report of Analysis

<b>Client Sample ID:</b> PWV01-N@2'		<b>Date Sampled:</b> 09/18/25
<b>Lab Sample ID:</b> DA75444-11		<b>Date Received:</b> 09/18/25
<b>Matrix:</b> SO - Soil		<b>Percent Solids:</b> 88.8
<b>Project:</b> TASMCOA:Cache 8-13,24,34,Cornish 8-53		

### General Chemistry

Analyte	Result	RL	Units	DF	Analyzed	By	Method
<b>%solids</b>							
Solids, Percent	88.8		%	1	09/22/25	JL	SM2540G-2011 M
<b>pH-saturated paste method</b>							
pH <sup>a</sup>	9.02		su	1	09/29/25 10:00	ALA	WREP-125,4E-SATPASTE
<b>prep: DEPT.OF AG, BOOK N9</b>							
Specific Conductivity <sup>a</sup>	< 0.010	0.010	mmhos/cm	1	10/03/25 17:22	ALA	SM 2510B-2011 MOD
Chromium, Hexavalent <sup>b</sup>	< 0.45	0.45	mg/kg	1	10/17/25 15:23	ANJ	SW846 3060A/7199

(a) Analysis performed at SGS Scott, LA.

(b) Analysis performed at SGS Dayton, NJ.

RL = Reporting Limit

## Report of Analysis

<b>Client Sample ID:</b> PWV01-N@2'	
<b>Lab Sample ID:</b> DA75444-11A	<b>Date Sampled:</b> 09/18/25
<b>Matrix:</b> SO - Soil	<b>Date Received:</b> 09/18/25
	<b>Percent Solids:</b> 88.8
<b>Project:</b> TASMCOA:Cache 8-13,24,34,Cornish 8-53	

### SAR Metals Analysis

Analyte	Result	RL	Units	DF	Prep	Analyzed By	Method	Prep Method
Calcium <sup>a</sup>	70.7	0.50	mg/l	5	09/29/25	10/02/25	ALA SW846 6010C <sup>1</sup>	USDA HANDBOOK 60 <sup>2</sup>
Magnesium <sup>a</sup>	13.8	0.50	mg/l	5	09/29/25	10/02/25	ALA SW846 6010C <sup>1</sup>	USDA HANDBOOK 60 <sup>2</sup>
Sodium <sup>a</sup>	5.00	2.5	mg/l	5	09/29/25	10/02/25	ALA SW846 6010C <sup>1</sup>	USDA HANDBOOK 60 <sup>2</sup>

(1) Instrument QC Batch: L:MA30816

(2) Prep QC Batch: L:MP31721

(a) Analysis performed at SGS Scott, LA.

RL = Reporting Limit

## Report of Analysis

<b>Client Sample ID:</b> PWV01-N@2'		<b>Date Sampled:</b> 09/18/25
<b>Lab Sample ID:</b> DA75444-11A		<b>Date Received:</b> 09/18/25
<b>Matrix:</b> SO - Soil		<b>Percent Solids:</b> 88.8
<b>Project:</b> TASMCOA:Cache 8-13,24,34,Cornish 8-53		

### General Chemistry

Analyte	Result	RL	Units	DF	Analyzed	By	Method
Sodium Adsorption Ratio <sup>a</sup>	0.142		ratio	1	10/02/25 16:44	ALA	USDA HANDBOOK 60

(a) Calculated as:  $(Na \text{ meq/L}) / \sqrt{[(Ca \text{ meq/L}) + (Mg \text{ meq/L})/2]}$

---

RL = Reporting Limit

## Report of Analysis

<b>Client Sample ID:</b> PWV01-N@2'	
<b>Lab Sample ID:</b> DA75444-11B	<b>Date Sampled:</b> 09/18/25
<b>Matrix:</b> SO - Soil	<b>Date Received:</b> 09/18/25
	<b>Percent Solids:</b> 88.8
<b>Project:</b> TASMCOA:Cache 8-13,24,34,Cornish 8-53	

### Hot Water Soluble Boron Metals Analysis

Analyte	Result	RL	Units	DF	Prep	Analyzed By	Method	Prep Method
Boron	< 0.50	0.50	mg/l	1	09/23/25	09/24/25 BR	SW846 6010C <sup>1</sup>	HWS-B <sup>2</sup>

(1) Instrument QC Batch: MA19658

(2) Prep QC Batch: MP43087

---

RL = Reporting Limit

## Report of Analysis

<b>Client Sample ID:</b> PWV01-W@2'	
<b>Lab Sample ID:</b> DA75444-12	<b>Date Sampled:</b> 09/18/25
<b>Matrix:</b> SO - Soil	<b>Date Received:</b> 09/18/25
<b>Method:</b> SW846 8260D	<b>Percent Solids:</b> 86.8
<b>Project:</b> TASMCOA:Cache 8-13,24,34,Cornish 8-53	

Run #	File ID	DF	Analyzed	By	Prep Date	Prep Batch	Analytical Batch
Run #1 <sup>a</sup>	11122189.D	1	10/02/25 19:03	ALA	n/a	n/a	L:V114558
Run #2							

Run #	Initial Weight
Run #1	5.1 g
Run #2	

### VOA COGCC Table 915 soil list

CAS No.	Compound	Result	RL	Units	Q
71-43-2	Benzene	< 0.00056	0.00056	mg/kg	
100-41-4	Ethylbenzene	< 0.0011	0.0011	mg/kg	
108-88-3	Toluene	< 0.0056	0.0056	mg/kg	
95-63-6	1,2,4-Trimethylbenzene	< 0.0056	0.0056	mg/kg	
108-67-8	1,3,5-Trimethylbenzene	< 0.0056	0.0056	mg/kg	
	m,p-Xylene	< 0.0023	0.0023	mg/kg	
95-47-6	o-Xylene	< 0.0011	0.0011	mg/kg	
1330-20-7	Xylene (total)	< 0.0023	0.0023	mg/kg	
	TPH-GRO (C6-C10)	< 0.23	0.23	mg/kg	

CAS No.	Surrogate Recoveries	Run# 1	Run# 2	Limits
17060-07-0	1,2-Dichloroethane-D4	117%		59-143%
2037-26-5	Toluene-D8	101%		52-159%
460-00-4	4-Bromofluorobenzene	102%		38-183%

(a) Analysis performed at SGS Scott, LA.

RL = Reporting Limit  
E = Indicates value exceeds calibration range

J = Indicates an estimated value  
B = Indicates analyte found in associated method blank  
N = Indicates presumptive evidence of a compound

# Report of Analysis

<b>Client Sample ID:</b> PWV01-W@2'		
<b>Lab Sample ID:</b> DA75444-12		<b>Date Sampled:</b> 09/18/25
<b>Matrix:</b> SO - Soil		<b>Date Received:</b> 09/18/25
<b>Method:</b> SW846 8270E SW846 3570		<b>Percent Solids:</b> 86.8
<b>Project:</b> TASMCOA:Cache 8-13,24,34,Cornish 8-53		

Run #1	File ID	DF	Analyzed	By	Prep Date	Prep Batch	Analytical Batch
Run #1	3G60563.D	1	09/26/25 06:45	TH	09/25/25 12:00	OP28689	E3G2914
Run #2							

Run #1	Initial Weight	Final Volume
Run #1	5.2 g	10.0 ml
Run #2		

### COGCC Table 915-1 PAH List

CAS No.	Compound	Result	RL	Units	Q
83-32-9	Acenaphthene	< 0.0044	0.0044	mg/kg	
120-12-7	Anthracene	< 0.0044	0.0044	mg/kg	
56-55-3	Benzo(a)anthracene	< 0.0055	0.0055	mg/kg	
205-99-2	Benzo(b)fluoranthene	< 0.0044	0.0044	mg/kg	
207-08-9	Benzo(k)fluoranthene	< 0.0044	0.0044	mg/kg	
50-32-8	Benzo(a)pyrene	< 0.0044	0.0044	mg/kg	
218-01-9	Chrysene	< 0.0044	0.0044	mg/kg	
53-70-3	Dibenzo(a,h)anthracene	< 0.0044	0.0044	mg/kg	
206-44-0	Fluoranthene	< 0.0044	0.0044	mg/kg	
86-73-7	Fluorene	< 0.0044	0.0044	mg/kg	
193-39-5	Indeno(1,2,3-cd)pyrene	< 0.0044	0.0044	mg/kg	
90-12-0	1-Methylnaphthalene	0.0134	0.0044	mg/kg	
91-57-6	2-Methylnaphthalene	0.0168	0.0044	mg/kg	
91-20-3	Naphthalene	< 0.0022	0.0022	mg/kg	
129-00-0	Pyrene	< 0.0044	0.0044	mg/kg	

CAS No.	Surrogate Recoveries	Run# 1	Run# 2	Limits
321-60-8	2-Fluorobiphenyl	84%		10-130%
4165-60-0	Nitrobenzene-d5	89%		10-130%
1718-51-0	Terphenyl-d14	91%		10-130%

RL = Reporting Limit  
E = Indicates value exceeds calibration range

J = Indicates an estimated value  
B = Indicates analyte found in associated method blank  
N = Indicates presumptive evidence of a compound

## Report of Analysis

<b>Client Sample ID:</b> PWV01-W@2'	
<b>Lab Sample ID:</b> DA75444-12	<b>Date Sampled:</b> 09/18/25
<b>Matrix:</b> SO - Soil	<b>Date Received:</b> 09/18/25
<b>Method:</b> SW846-8015C SW846 3570	<b>Percent Solids:</b> 86.8
<b>Project:</b> TASMCOA:Cache 8-13,24,34,Cornish 8-53	

Run #	File ID	DF	Analyzed	By	Prep Date	Prep Batch	Analytical Batch
Run #1	FN95340.D	1	10/02/25 11:14	ZM	09/23/25 10:30	OP28680	GFN518
Run #2 <sup>a</sup>	FN95007.D	1	09/26/25 18:12	JB	09/23/25 10:30	OP28680	GFN510

Run #	Initial Weight	Final Volume
Run #1	5.2 g	10.0 ml
Run #2	5.2 g	10.0 ml

### DRO C10-C28, ORO > C28-C36

CAS No.	Compound	Result	RL	Units	Q
	TPH-DRO (C10-C28)	19.7	4.5	mg/kg	
	TPH-ORO (> C28-C36)	14.1	6.7	mg/kg	

CAS No.	Surrogate Recoveries	Run# 1	Run# 2	Limits
84-15-1	o-Terphenyl	109%	95%	20-142%

(a) Confirmation run.

RL = Reporting Limit  
E = Indicates value exceeds calibration range

J = Indicates an estimated value  
B = Indicates analyte found in associated method blank  
N = Indicates presumptive evidence of a compound

## Report of Analysis

<b>Client Sample ID:</b> PWV01-W@2'		<b>Date Sampled:</b> 09/18/25
<b>Lab Sample ID:</b> DA75444-12		<b>Date Received:</b> 09/18/25
<b>Matrix:</b> SO - Soil		<b>Percent Solids:</b> 86.8
<b>Project:</b> TASMCOA:Cache 8-13,24,34,Cornish 8-53		

### Metals Analysis

Analyte	Result	RL	Units	DF	Prep	Analyzed By	Method	Prep Method
Arsenic	2.5	0.068	mg/kg	5	09/22/25	09/24/25 GS	SW846 6020B <sup>1</sup>	SW846 3050B <sup>3</sup>
Barium	36.2	0.68	mg/kg	5	09/22/25	09/24/25 GS	SW846 6020B <sup>1</sup>	SW846 3050B <sup>3</sup>
Cadmium	0.057	0.034	mg/kg	5	09/22/25	09/24/25 GS	SW846 6020B <sup>1</sup>	SW846 3050B <sup>3</sup>
Copper	2.6	0.68	mg/kg	5	09/22/25	09/24/25 GS	SW846 6020B <sup>1</sup>	SW846 3050B <sup>3</sup>
Lead	3.7	0.17	mg/kg	5	09/22/25	09/24/25 GS	SW846 6020B <sup>1</sup>	SW846 3050B <sup>3</sup>
Nickel	2.5	0.68	mg/kg	5	09/22/25	09/24/25 GS	SW846 6020B <sup>1</sup>	SW846 3050B <sup>3</sup>
Selenium	< 0.14	0.14	mg/kg	5	09/22/25	09/24/25 GS	SW846 6020B <sup>1</sup>	SW846 3050B <sup>3</sup>
Silver	< 0.11	0.11	mg/kg	10	09/24/25	10/03/25 CDL	SW846 6020B <sup>2</sup>	SW846 3050B <sup>4</sup>
Zinc	11.2	3.4	mg/kg	5	09/22/25	09/24/25 GS	SW846 6020B <sup>1</sup>	SW846 3050B <sup>3</sup>

(1) Instrument QC Batch: MA19654

(2) Instrument QC Batch: MA19691

(3) Prep QC Batch: MP43088

(4) Prep QC Batch: MP43179

RL = Reporting Limit

## Report of Analysis

<b>Client Sample ID:</b> PWV01-W@2'	<b>Date Sampled:</b> 09/18/25
<b>Lab Sample ID:</b> DA75444-12	<b>Date Received:</b> 09/18/25
<b>Matrix:</b> SO - Soil	<b>Percent Solids:</b> 86.8
<b>Project:</b> TASMCOA:Cache 8-13,24,34,Cornish 8-53	

### General Chemistry

Analyte	Result	RL	Units	DF	Analyzed	By	Method
<b>%solids</b>							
Solids, Percent	86.8		%	1	09/22/25	JL	SM2540G-2011 M
<b>pH-saturated paste method</b>							
pH <sup>a</sup>	8.33		su	1	09/29/25 11:00	ALA	WREP-125,4E-SATPASTE
<b>prep: DEPT.OF AG, BOOK N9</b>							
Specific Conductivity <sup>a</sup>	0.32	0.010	mmhos/cm	1	10/03/25 17:22	ALA	SM 2510B-2011 MOD
Chromium, Hexavalent <sup>b</sup>	< 0.46	0.46	mg/kg	1	10/17/25 15:31	ANJ	SW846 3060A/7199

(a) Analysis performed at SGS Scott, LA.

(b) Analysis performed at SGS Dayton, NJ.

RL = Reporting Limit

## Report of Analysis

<b>Client Sample ID:</b> PWV01-W@2'		<b>Date Sampled:</b> 09/18/25
<b>Lab Sample ID:</b> DA75444-12A		<b>Date Received:</b> 09/18/25
<b>Matrix:</b> SO - Soil		<b>Percent Solids:</b> 86.8
<b>Project:</b> TASMCOA:Cache 8-13,24,34,Cornish 8-53		

### SAR Metals Analysis

Analyte	Result	RL	Units	DF	Prep	Analyzed By	Method	Prep Method
Calcium <sup>a</sup>	64.2	0.50	mg/l	5	09/29/25	10/02/25 ALA	SW846 6010C <sup>1</sup>	USDA HANDBOOK 60 <sup>2</sup>
Magnesium <sup>a</sup>	12.3	0.50	mg/l	5	09/29/25	10/02/25 ALA	SW846 6010C <sup>1</sup>	USDA HANDBOOK 60 <sup>2</sup>
Sodium <sup>a</sup>	7.42	2.5	mg/l	5	09/29/25	10/02/25 ALA	SW846 6010C <sup>1</sup>	USDA HANDBOOK 60 <sup>2</sup>

(1) Instrument QC Batch: L:MA30816

(2) Prep QC Batch: L:MP31721

(a) Analysis performed at SGS Scott, LA.

RL = Reporting Limit

## Report of Analysis

<b>Client Sample ID:</b> PWV01-W@2'		<b>Date Sampled:</b> 09/18/25
<b>Lab Sample ID:</b> DA75444-12A		<b>Date Received:</b> 09/18/25
<b>Matrix:</b> SO - Soil		<b>Percent Solids:</b> 86.8
<b>Project:</b> TASMCOA:Cache 8-13,24,34,Cornish 8-53		

### General Chemistry

Analyte	Result	RL	Units	DF	Analyzed	By	Method
Sodium Adsorption Ratio <sup>a</sup>	0.222		ratio	1	10/02/25 16:48	ALA	USDA HANDBOOK 60

(a) Calculated as:  $(Na \text{ meq/L}) / \sqrt{[(Ca \text{ meq/L}) + (Mg \text{ meq/L})/2]}$

---

RL = Reporting Limit

## Report of Analysis

<b>Client Sample ID:</b> PWV01-W@2'		<b>Date Sampled:</b> 09/18/25
<b>Lab Sample ID:</b> DA75444-12B		<b>Date Received:</b> 09/18/25
<b>Matrix:</b> SO - Soil		<b>Percent Solids:</b> 86.8
<b>Project:</b> TASMCOA:Cache 8-13,24,34,Cornish 8-53		

### Hot Water Soluble Boron Metals Analysis

Analyte	Result	RL	Units	DF	Prep	Analyzed By	Method	Prep Method
Boron	< 0.50	0.50	mg/l	1	09/23/25	09/24/25 BR	SW846 6010C <sup>1</sup>	HWS-B <sup>2</sup>

(1) Instrument QC Batch: MA19658

(2) Prep QC Batch: MP43087

---

RL = Reporting Limit

Misc. Forms

---

Custody Documents and Other Forms

---

Includes the following where applicable:

- Chain of Custody





## SGS Sample Receipt Summary

Job Number: da75444

Client: TASMAN

Project: CACHE 8-13,24,34;CORNISH 8-53

Date / Time Received: 9/18/2025 4:35:00 PM

Delivery Method: hd

Airbill #'s: \_\_\_\_\_

Cooler Temps (Raw Measured) °C: Cooler 1: (3.0);

Cooler Temps (Corrected) °C: Cooler 1: (3.0);

**Cooler Information**

Y or N

- 1. Custody Seals Present:
- 2. Custody Seals Intact:
- 3. Temp criteria achieved:
- 4. Cooler temp verification: IR Gun
- 5. Cooler media: Ice (Bag)

**Trip Blank Information**

Y or N N/A

- 1. Trip Blank present / cooler:
- 2. Trip Blank listed on COC:

W or S N/A

- 3. Type of TB Received:

**Sample Information**

Y or N N/A

- 1. Sample labels present on bottles:
- 2. Samples presented properly:
- 3. Sufficient volume/containers recv'd for analysis:
- 4. Condition of sample: Intact
- 5. Sample recv'd within HT:
- 6. Dates/Times/IDs on COC match sample label:
- 7. VOCs have headspace:
- 8. Bottles received for unspecified tests:
- 9. Compositing instructions clear:
- 10. Voa Soil Kits/Jars received past 48hrs?
- 11. % Solids Jar Received?

**Misc Information**

Number of Encores: 25 Gram 5 Gram Number of Lab Filtered Metals:  
 Test Strip Lot #: pH 0-3: \_\_\_\_\_ pH 10-12: \_\_\_\_\_ Other: (Specify) \_\_\_\_\_  
 Residual Chlorine Test Strip Lot # \_\_\_\_\_

Comments 8260 Soil sample will be moved to freezer by 7:00pm

SM001

Rev. Date 05/04/17

Technician: TERRIM

Date: 9/18/2025 4:58:50 PM

Reviewer: \_\_\_\_\_

Date: \_\_\_\_\_

**DA75444: Chain of Custody**

**Page 3 of 3**

4.1  
4

MS Semi-volatiles

QC Data Summaries

---

Includes the following where applicable:

- Method Blank Summaries
- Blank Spike Summaries
- Matrix Spike and Duplicate Summaries

# Method Blank Summary

**Job Number:** DA75444  
**Account:** CHEVRCOG Chevron USA, Inc.  
**Project:** TASMCOA:Cache 8-13,24,34,Cornish 8-53

Sample	File ID	DF	Analyzed	By	Prep Date	Prep Batch	Analytical Batch
OP28689-MB	3G60550.D	1	09/26/25	TH	09/25/25	OP28689	E3G2914

The QC reported here applies to the following samples:

Method: SW846 8270E

DA75444-2, DA75444-3, DA75444-4, DA75444-5, DA75444-6, DA75444-7, DA75444-8, DA75444-9, DA75444-10, DA75444-11, DA75444-12

CAS No.	Compound	Result	RL	Units	Q
83-32-9	Acenaphthene	ND	4.0	ug/kg	
120-12-7	Anthracene	ND	4.0	ug/kg	
56-55-3	Benzo(a)anthracene	ND	5.0	ug/kg	
205-99-2	Benzo(b)fluoranthene	ND	4.0	ug/kg	
207-08-9	Benzo(k)fluoranthene	ND	4.0	ug/kg	
50-32-8	Benzo(a)pyrene	ND	4.0	ug/kg	
218-01-9	Chrysene	ND	4.0	ug/kg	
53-70-3	Dibenzo(a,h)anthracene	ND	4.0	ug/kg	
206-44-0	Fluoranthene	ND	4.0	ug/kg	
86-73-7	Fluorene	ND	4.0	ug/kg	
193-39-5	Indeno(1,2,3-cd)pyrene	ND	4.0	ug/kg	
90-12-0	1-Methylnaphthalene	ND	4.0	ug/kg	
91-57-6	2-Methylnaphthalene	ND	4.0	ug/kg	
91-20-3	Naphthalene	ND	2.0	ug/kg	
129-00-0	Pyrene	ND	4.0	ug/kg	

CAS No.	Surrogate Recoveries	Limits	
321-60-8	2-Fluorobiphenyl	93%	10-130%
4165-60-0	Nitrobenzene-d5	88%	10-130%
1718-51-0	Terphenyl-d14	100%	10-130%

5.1.1  
5

# Method Blank Summary

**Job Number:** DA75444  
**Account:** CHEVRCOG Chevron USA, Inc.  
**Project:** TASMCOA:Cache 8-13,24,34,Cornish 8-53

Sample	File ID	DF	Analyzed	By	Prep Date	Prep Batch	Analytical Batch
OP28688-MB	6G21356.D	1	09/26/25	TH	09/25/25	OP28688	E6G803

The QC reported here applies to the following samples:

Method: SW846 8270E

DA75444-1

CAS No.	Compound	Result	RL	Units	Q
83-32-9	Acenaphthene	ND	4.0	ug/kg	
120-12-7	Anthracene	ND	4.0	ug/kg	
56-55-3	Benzo(a)anthracene	ND	5.0	ug/kg	
205-99-2	Benzo(b)fluoranthene	ND	4.0	ug/kg	
207-08-9	Benzo(k)fluoranthene	ND	4.0	ug/kg	
50-32-8	Benzo(a)pyrene	ND	4.0	ug/kg	
218-01-9	Chrysene	ND	4.0	ug/kg	
53-70-3	Dibenzo(a,h)anthracene	ND	4.0	ug/kg	
206-44-0	Fluoranthene	ND	4.0	ug/kg	
86-73-7	Fluorene	ND	4.0	ug/kg	
193-39-5	Indeno(1,2,3-cd)pyrene	ND	4.0	ug/kg	
90-12-0	1-Methylnaphthalene	ND	4.0	ug/kg	
91-57-6	2-Methylnaphthalene	ND	4.0	ug/kg	
91-20-3	Naphthalene	ND	2.0	ug/kg	
129-00-0	Pyrene	ND	4.0	ug/kg	

CAS No.	Surrogate Recoveries	Limits	
321-60-8	2-Fluorobiphenyl	94%	10-130%
4165-60-0	Nitrobenzene-d5	93%	10-130%
1718-51-0	Terphenyl-d14	107%	10-130%

# Blank Spike Summary

**Job Number:** DA75444  
**Account:** CHEVRCOG Chevron USA, Inc.  
**Project:** TASMCOA:Cache 8-13,24,34,Cornish 8-53

Sample	File ID	DF	Analyzed	By	Prep Date	Prep Batch	Analytical Batch
OP28689-BS	3G60551.D	1	09/26/25	TH	09/25/25	OP28689	E3G2914

The QC reported here applies to the following samples:

Method: SW846 8270E

DA75444-2, DA75444-3, DA75444-4, DA75444-5, DA75444-6, DA75444-7, DA75444-8, DA75444-9, DA75444-10, DA75444-11, DA75444-12

CAS No.	Compound	Spike ug/kg	BSP ug/kg	BSP %	Limits
83-32-9	Acenaphthene	200	238	119	31-130
120-12-7	Anthracene	200	265	133	46-134
56-55-3	Benzo(a)anthracene	200	268	134	52-135
205-99-2	Benzo(b)fluoranthene	200	284	142* a	50-136
207-08-9	Benzo(k)fluoranthene	200	258	129	52-134
50-32-8	Benzo(a)pyrene	200	273	137* a	50-130
218-01-9	Chrysene	200	255	128	51-131
53-70-3	Dibenzo(a,h)anthracene	200	270	135	49-136
206-44-0	Fluoranthene	200	265	133	51-137
86-73-7	Fluorene	200	254	127	38-130
193-39-5	Indeno(1,2,3-cd)pyrene	200	274	137	50-139
90-12-0	1-Methylnaphthalene	200	227	114	18-130
91-57-6	2-Methylnaphthalene	200	227	114	16-130
91-20-3	Naphthalene	200	207	104	5-130
129-00-0	Pyrene	200	270	135	48-136

CAS No.	Surrogate Recoveries	BSP	Limits
321-60-8	2-Fluorobiphenyl	120%	10-130%
4165-60-0	Nitrobenzene-d5	119%	10-130%
1718-51-0	Terphenyl-d14	117%	10-130%

(a) Outside control limits.

\* = Outside of Control Limits.

# Blank Spike Summary

**Job Number:** DA75444  
**Account:** CHEVRCOG Chevron USA, Inc.  
**Project:** TASMCOA:Cache 8-13,24,34,Cornish 8-53

Sample	File ID	DF	Analyzed	By	Prep Date	Prep Batch	Analytical Batch
OP28688-BS	6G21357.D	1	09/26/25	TH	09/25/25	OP28688	E6G803

The QC reported here applies to the following samples:

Method: SW846 8270E

DA75444-1

CAS No.	Compound	Spike ug/kg	BSP ug/kg	BSP %	Limits
83-32-9	Acenaphthene	200	235	118	31-130
120-12-7	Anthracene	200	250	125	46-134
56-55-3	Benzo(a)anthracene	200	230	115	52-135
205-99-2	Benzo(b)fluoranthene	200	266	133	50-136
207-08-9	Benzo(k)fluoranthene	200	259	130	52-134
50-32-8	Benzo(a)pyrene	200	255	128	50-130
218-01-9	Chrysene	200	253	127	51-131
53-70-3	Dibenzo(a,h)anthracene	200	233	117	49-136
206-44-0	Fluoranthene	200	267	134	51-137
86-73-7	Fluorene	200	246	123	38-130
193-39-5	Indeno(1,2,3-cd)pyrene	200	243	122	50-139
90-12-0	1-Methylnaphthalene	200	233	117	18-130
91-57-6	2-Methylnaphthalene	200	224	112	16-130
91-20-3	Naphthalene	200	204	102	5-130
129-00-0	Pyrene	200	263	132	48-136

CAS No.	Surrogate Recoveries	BSP	Limits
321-60-8	2-Fluorobiphenyl	124%	10-130%
4165-60-0	Nitrobenzene-d5	126%	10-130%
1718-51-0	Terphenyl-d14	129%	10-130%

\* = Outside of Control Limits.

5.2.2  
5

# Matrix Spike/Matrix Spike Duplicate Summary

**Job Number:** DA75444  
**Account:** CHEVRCOG Chevron USA, Inc.  
**Project:** TASMCOA:Cache 8-13,24,34,Cornish 8-53

Sample	File ID	DF	Analyzed	By	Prep Date	Prep Batch	Analytical Batch
OP28689-MS	3G60552.D	1	09/26/25	TH	09/25/25	OP28689	E3G2914
OP28689-MSD	3G60553.D	1	09/26/25	TH	09/25/25	OP28689	E3G2914
DA75446-2	3G60554.D	1	09/26/25	TH	09/25/25	OP28689	E3G2914

The QC reported here applies to the following samples:

Method: SW846 8270E

DA75444-2, DA75444-3, DA75444-4, DA75444-5, DA75444-6, DA75444-7, DA75444-8, DA75444-9, DA75444-10, DA75444-11, DA75444-12

CAS No.	Compound	DA75446-2 ug/kg	Spike Q ug/kg	MS ug/kg	MS %	Spike ug/kg	MSD ug/kg	MSD %	RPD	Limits Rec/RPD
83-32-9	Acenaphthene	< 4.1	200	194	97	200	180	90	7	12-130/52
120-12-7	Anthracene	< 4.1	200	227	114	200	221	111	3	31-130/60
56-55-3	Benzo(a)anthracene	< 5.1	200	237	119	200	226	113	5	34-130/60
205-99-2	Benzo(b)fluoranthene	< 4.1	200	233	117	200	228	114	2	10-168/60
207-08-9	Benzo(k)fluoranthene	< 4.1	200	210	105	200	205	103	2	30-130/60
50-32-8	Benzo(a)pyrene	< 4.1	200	222	111	200	217	109	2	10-179/60
218-01-9	Chrysene	< 4.1	200	220	110	200	208	104	6	34-130/60
53-70-3	Dibenzo(a,h)anthracene	< 4.1	200	227	114	200	221	111	3	20-138/60
206-44-0	Fluoranthene	< 4.1	200	224	112	200	222	111	1	32-130/60
86-73-7	Fluorene	< 4.1	200	209	105	200	198	99	5	20-130/60
193-39-5	Indeno(1,2,3-cd)pyrene	< 4.1	200	222	111	200	212	106	5	17-148/60
90-12-0	1-Methylnaphthalene	< 4.1	200	175	88	200	166	83	5	10-130/41
91-57-6	2-Methylnaphthalene	< 4.1	200	167	84	200	163	82	2	14-130/40
91-20-3	Naphthalene	< 2.0	200	161	81	200	154	77	4	10-130/40
129-00-0	Pyrene	< 4.1	200	233	117	200	222	111	5	31-130/60

CAS No.	Surrogate Recoveries	MS	MSD	DA75446-2	Limits
321-60-8	2-Fluorobiphenyl	84%	98%	78%	10-130%
4165-60-0	Nitrobenzene-d5	87%	100%	83%	10-130%
1718-51-0	Terphenyl-d14	101%	102%	89%	10-130%

\* = Outside of Control Limits.

5.3.1  
5

# Matrix Spike/Matrix Spike Duplicate Summary

**Job Number:** DA75444  
**Account:** CHEVRCOG Chevron USA, Inc.  
**Project:** TASMCOA:Cache 8-13,24,34,Cornish 8-53

Sample	File ID	DF	Analyzed	By	Prep Date	Prep Batch	Analytical Batch
OP28688-MS	6G21358.D	1	09/26/25	TH	09/25/25	OP28688	E6G803
OP28688-MSD	6G21359.D	1	09/26/25	TH	09/25/25	OP28688	E6G803
DA75439-7	6G21360.D	1	09/26/25	TH	09/25/25	OP28688	E6G803

The QC reported here applies to the following samples:

Method: SW846 8270E

DA75444-1

CAS No.	Compound	DA75439-7 ug/kg	Spike Q ug/kg	MS ug/kg	MS %	Spike ug/kg	MSD ug/kg	MSD %	RPD	Limits Rec/RPD
83-32-9	Acenaphthene	< 4.0	204	173	85	208	204	98	16	12-130/52
120-12-7	Anthracene	< 4.0	204	206	101	208	220	106	7	31-130/60
56-55-3	Benzo(a)anthracene	< 5.0	204	196	96	208	210	101	7	34-130/60
205-99-2	Benzo(b)fluoranthene	< 4.0	204	217	107	208	239	115	10	10-168/60
207-08-9	Benzo(k)fluoranthene	< 4.0	204	214	105	208	233	112	9	30-130/60
50-32-8	Benzo(a)pyrene	< 4.0	204	211	104	208	230	111	9	10-179/60
218-01-9	Chrysene	< 4.0	204	214	105	208	240	116	11	34-130/60
53-70-3	Dibenzo(a,h)anthracene	< 4.0	204	192	94	208	213	103	10	20-138/60
206-44-0	Fluoranthene	< 4.0	204	214	105	208	236	114	10	32-130/60
86-73-7	Fluorene	< 4.0	204	189	93	208	220	106	15	20-130/60
193-39-5	Indeno(1,2,3-cd)pyrene	< 4.0	204	197	97	208	223	107	12	17-148/60
90-12-0	1-Methylnaphthalene	< 4.0	204	161	79	208	209	101	26	10-130/41
91-57-6	2-Methylnaphthalene	< 4.0	204	154	76	208	204	98	28	14-130/40
91-20-3	Naphthalene	< 2.0	204	146	72	208	193	93	28	10-130/40
129-00-0	Pyrene	< 4.0	204	218	107	208	239	115	9	31-130/60

CAS No.	Surrogate Recoveries	MS	MSD	DA75439-7	Limits
321-60-8	2-Fluorobiphenyl	107%	103%	105%	10-130%
4165-60-0	Nitrobenzene-d5	112%	107%	112%	10-130%
1718-51-0	Terphenyl-d14	119%	112%	123%	10-130%

\* = Outside of Control Limits.

5.3.2  
5

GC/LC Semi-volatiles

QC Data Summaries

Includes the following where applicable:

- Method Blank Summaries
- Blank Spike Summaries
- Matrix Spike and Duplicate Summaries

## Method Blank Summary

**Job Number:** DA75444  
**Account:** CHEVRCOG Chevron USA, Inc.  
**Project:** TASMCOA:Cache 8-13,24,34,Cornish 8-53

Sample	File ID	DF	Analyzed	By	Prep Date	Prep Batch	Analytical Batch
OP28680-MB	FN94974.D	1	09/26/25	JB	09/23/25	OP28680	GFN510

The QC reported here applies to the following samples:

Method: SW846-8015C

DA75444-1, DA75444-2, DA75444-3, DA75444-4, DA75444-5, DA75444-6, DA75444-7, DA75444-8, DA75444-9, DA75444-10, DA75444-11, DA75444-12

CAS No.	Compound	Result	RL	Units	Q
	TPH-DRO (C10-C28)	ND	4.0	mg/kg	
	TPH-ORO (> C28-C36)	ND	6.0	mg/kg	

CAS No.	Surrogate Recoveries	Limits
84-15-1	o-Terphenyl	96% 20-142%

# Blank Spike Summary

**Job Number:** DA75444  
**Account:** CHEVRCOG Chevron USA, Inc.  
**Project:** TASMCOA:Cache 8-13,24,34,Cornish 8-53

Sample	File ID	DF	Analyzed	By	Prep Date	Prep Batch	Analytical Batch
OP28680-BS1	FN94975.D	1	09/26/25	JB	09/23/25	OP28680	GFN510

The QC reported here applies to the following samples:

Method: SW846-8015C

DA75444-1, DA75444-2, DA75444-3, DA75444-4, DA75444-5, DA75444-6, DA75444-7, DA75444-8, DA75444-9, DA75444-10, DA75444-11, DA75444-12

CAS No.	Compound	Spike mg/kg	BSP mg/kg	BSP %	Limits
	TPH-DRO (C10-C28)	200	184	92	70-130

CAS No.	Surrogate Recoveries	BSP	Limits
84-15-1	o-Terphenyl	101%	20-142%

\* = Outside of Control Limits.

# Blank Spike Summary

**Job Number:** DA75444  
**Account:** CHEVRCOG Chevron USA, Inc.  
**Project:** TASMCOA:Cache 8-13,24,34,Cornish 8-53

Sample	File ID	DF	Analyzed	By	Prep Date	Prep Batch	Analytical Batch
OP28680-BS2	FN94984.D	1	09/26/25	JB	09/23/25	OP28680	GFN510

The QC reported here applies to the following samples:

Method: SW846-8015C

DA75444-1, DA75444-2, DA75444-3, DA75444-4, DA75444-5, DA75444-6, DA75444-7, DA75444-8, DA75444-9, DA75444-10, DA75444-11, DA75444-12

CAS No.	Compound	Spike mg/kg	BSP mg/kg	BSP %	Limits
	TPH-ORO (> C28-C36)	200	260	130	70-138

CAS No.	Surrogate Recoveries	BSP	Limits
84-15-1	o-Terphenyl	101%	20-142%

\* = Outside of Control Limits.

# Matrix Spike/Matrix Spike Duplicate Summary

**Job Number:** DA75444  
**Account:** CHEVRCOG Chevron USA, Inc.  
**Project:** TASMCOA:Cache 8-13,24,34,Cornish 8-53

Sample	File ID	DF	Analyzed	By	Prep Date	Prep Batch	Analytical Batch
OP28680-MS1	FN94985.D	1	09/26/25	JB	09/23/25	OP28680	GFN510
OP28680-MSD1	FN94986.D	1	09/26/25	JB	09/23/25	OP28680	GFN510
DA75439-18	FN94989.D	1	09/26/25	JB	09/23/25	OP28680	GFN510

The QC reported here applies to the following samples:

Method: SW846-8015C

DA75444-1, DA75444-2, DA75444-3, DA75444-4, DA75444-5, DA75444-6, DA75444-7, DA75444-8, DA75444-9, DA75444-10, DA75444-11, DA75444-12

CAS No.	Compound	DA75439-18 Spike mg/kg	MS mg/kg	MS mg/kg	Spike mg/kg	MSD mg/kg	MSD mg/kg	MSD %	RPD	Limits Rec/RPD
	TPH-DRO (C10-C28)	< 4.4	222	228	103	224	229	102	0	59-130/30

CAS No.	Surrogate Recoveries	MS	MSD	DA75439-18 Limits
84-15-1	o-Terphenyl	103%	108%	112% 20-142%

\* = Outside of Control Limits.

# Matrix Spike/Matrix Spike Duplicate Summary

**Job Number:** DA75444  
**Account:** CHEVRCOG Chevron USA, Inc.  
**Project:** TASMCOA:Cache 8-13,24,34,Cornish 8-53

Sample	File ID	DF	Analyzed	By	Prep Date	Prep Batch	Analytical Batch
OP28680-MS2	FN94987.D	1	09/26/25	JB	09/23/25	OP28680	GFN510
OP28680-MSD2	FN94988.D	1	09/26/25	JB	09/23/25	OP28680	GFN510
DA75439-19	FN94990.D	1	09/26/25	JB	09/23/25	OP28680	GFN510

The QC reported here applies to the following samples:

Method: SW846-8015C

DA75444-1, DA75444-2, DA75444-3, DA75444-4, DA75444-5, DA75444-6, DA75444-7, DA75444-8, DA75444-9, DA75444-10, DA75444-11, DA75444-12

CAS No.	Compound	DA75439-19 Spike mg/kg	MS mg/kg	MS mg/kg	MS %	Spike mg/kg	MSD mg/kg	MSD %	RPD	Limits Rec/RPD
	TPH-ORO (> C28-C36)	< 6.2	202	267	132	207	297	144	11	70-153/30

CAS No.	Surrogate Recoveries	MS	MSD	DA75439-19 Limits
84-15-1	o-Terphenyl	115%	112%	98% 20-142%

\* = Outside of Control Limits.

## Metals Analysis

---

## QC Data Summaries

---

Includes the following where applicable:

- Method Blank Summaries
- Matrix Spike and Duplicate Summaries
- Blank Spike and Lab Control Sample Summaries
- Serial Dilution Summaries

BLANK RESULTS SUMMARY  
Part 2 - Method Blanks

Login Number: DA75444  
Account: CHEVRCOG - Chevron USA, Inc.  
Project: TASMCOA:Cache 8-13,24,34,Cornish 8-53

QC Batch ID: MP43087  
Matrix Type: AQUEOUS

Methods: SW846 6010C  
Units: ug/l

Prep Date: 09/23/25

Metal	RL	IDL	MDL	MB raw	final
Aluminum	500	9.9	75		
Antimony	150	30	34		
Arsenic	130	11	23		
Barium	50	.95	6.5		
Beryllium	50	.5	6.5		
Boron	250	6.3	32	-6.0	<250
Cadmium	50	1.1	6.5		
Calcium	2000	28	250		
Chromium	50	3.4	6.5		
Cobalt	25	4.1	3.2		
Copper	50	2.5	6.5		
Iron	350	9.3	60		
Lead	250	21	32		
Lithium	25	10	6.5		
Magnesium	1000	35	130		
Manganese	25	.85	3.2		
Molybdenum	50	13	14		
Nickel	150	5.7	19		
Phosphorus	500	58	80		
Potassium	5000	180	630		
Selenium	250	46	110		
Silicon	1000	210	750		
Silver	150	2.8	19		
Sodium	2000	43	250		
Strontium	25	.5	3.2		
Thallium	50	30	22		
Tin	300	17	260		
Titanium	50	2.2	6.5		
Uranium	250	57	43		
Vanadium	50	5.2	6.5		
Zinc	150	3.4	19		

Associated samples MP43087: DA75444-1B, DA75444-2B, DA75444-3B, DA75444-4B, DA75444-5B, DA75444-6B, DA75444-7B, DA75444-8B, DA75444-9B, DA75444-10B, DA75444-11B, DA75444-12B

Results < IDL are shown as zero for calculation purposes

7.1.1  
7

BLANK RESULTS SUMMARY  
Part 2 - Method Blanks

Login Number: DA75444  
Account: CHEVRCOG - Chevron USA, Inc.  
Project: TASMCOA:Cache 8-13,24,34,Cornish 8-53


QC Batch ID: MP43087  
Matrix Type: AQUEOUS

Methods: SW846 6010C  
Units: ug/l

Prep Date: 09/23/25

Metal	RL	IDL	MDL	MB raw	final
-------	----	-----	-----	-----------	-------

(\*) Outside of QC limits  
(anr) Analyte not requested



7.1.1  
7

MATRIX SPIKE AND DUPLICATE RESULTS SUMMARY

Login Number: DA75444  
 Account: CHEVRCOG - Chevron USA, Inc.  
 Project: TASMCOA:Cache 8-13,24,34,Cornish 8-53

QC Batch ID: MP43087  
 Matrix Type: AQUEOUS

Methods: SW846 6010C  
 Units: ug/l

Prep Date: 09/23/25 09/23/25

Metal	DA75446-2B Original	DUP	RPD	QC Limits	DA75446-2B Original MS	Spikelot ICPAL6	% Rec	QC Limits	
Aluminum									
Antimony									
Arsenic									
Barium									
Beryllium									
Boron	62.5	63.0	0.8	0-20	62.5	10200	10000	101.4	75-125
Cadmium									
Calcium									
Chromium									
Cobalt									
Copper									
Iron									
Lead									
Lithium									
Magnesium									
Manganese									
Molybdenum									
Nickel									
Phosphorus									
Potassium									
Selenium									
Silicon									
Silver									
Sodium									
Strontium									
Thallium									
Tin									
Titanium									
Uranium									
Vanadium									
Zinc									

Associated samples MP43087: DA75444-1B, DA75444-2B, DA75444-3B, DA75444-4B, DA75444-5B, DA75444-6B, DA75444-7B, DA75444-8B, DA75444-9B, DA75444-10B, DA75444-11B, DA75444-12B

Results < IDL are shown as zero for calculation purposes

7.12  
7

MATRIX SPIKE AND DUPLICATE RESULTS SUMMARY

Login Number: DA75444  
 Account: CHEVRCOG - Chevron USA, Inc.  
 Project: TASMCOA:Cache 8-13,24,34,Cornish 8-53



QC Batch ID: MP43087  
 Matrix Type: AQUEOUS

Methods: SW846 6010C  
 Units: ug/l

Prep Date: 09/23/25 09/23/25

Metal	DA75446-2B Original DUP	RPD	QC Limits	DA75446-2B Original MS	Spikelot ICPAL6	% Rec	QC Limits
-------	----------------------------	-----	--------------	---------------------------	--------------------	-------	--------------

(\* ) Outside of QC limits  
 (N) Matrix Spike Rec. outside of QC limits  
 (anr) Analyte not requested



SPIKE BLANK AND LAB CONTROL SAMPLE SUMMARY

Login Number: DA75444  
 Account: CHEVRCOG - Chevron USA, Inc.  
 Project: TASMCOA:Cache 8-13,24,34,Cornish 8-53

QC Batch ID: MP43087  
 Matrix Type: AQUEOUS

Methods: SW846 6010C  
 Units: ug/l

Prep Date: 09/23/25

Metal	BSP Result	Spikelot ICPALL6	% Rec	QC Limits
Aluminum				
Antimony				
Arsenic				
Barium				
Beryllium				
Boron	9180	10000	91.8	80-120
Cadmium				
Calcium				
Chromium				
Cobalt				
Copper				
Iron				
Lead				
Lithium				
Magnesium				
Manganese				
Molybdenum				
Nickel				
Phosphorus				
Potassium				
Selenium				
Silicon				
Silver				
Sodium				
Strontium				
Thallium				
Tin				
Titanium				
Uranium				
Vanadium				
Zinc				

Associated samples MP43087: DA75444-1B, DA75444-2B, DA75444-3B, DA75444-4B, DA75444-5B, DA75444-6B, DA75444-7B, DA75444-8B, DA75444-9B, DA75444-10B, DA75444-11B, DA75444-12B

Results < IDL are shown as zero for calculation purposes

SPIKE BLANK AND LAB CONTROL SAMPLE SUMMARY

Login Number: DA75444

Account: CHEVRCOG - Chevron USA, Inc.

Project: TASMCOA:Cache 8-13,24,34,Cornish 8-53

QC Batch ID: MP43087

Methods: SW846 6010C

Matrix Type: AQUEOUS


Units: ug/l

Prep Date:

09/23/25

Metal	BSP Result	Spikelot ICPALL6	% Rec	QC Limits
-------	---------------	---------------------	-------	--------------

(\*) Outside of QC limits  
(anr) Analyte not requested



SERIAL DILUTION RESULTS SUMMARY

Login Number: DA75444  
 Account: CHEVRCOG - Chevron USA, Inc.  
 Project: TASMCOA:Cache 8-13,24,34,Cornish 8-53

QC Batch ID: MP43087  
 Matrix Type: AQUEOUS

Methods: SW846 6010C  
 Units: ug/l

Prep Date: 09/23/25

Metal	DA75446-2B Original SDL 1:5	%DIF	QC Limits
-------	--------------------------------	------	--------------

Aluminum			
Antimony			
Arsenic			
Barium			
Beryllium			
Boron	12.5	20.2	61.6 (a) 0-10
Cadmium			
Calcium			
Chromium			
Cobalt			
Copper			
Iron			
Lead			
Lithium			
Magnesium			
Manganese			
Molybdenum			
Nickel			
Phosphorus			
Potassium			
Selenium			
Silicon			
Silver			
Sodium			
Strontium			
Thallium			
Tin			
Titanium			
Uranium			
Vanadium			
Zinc			

Associated samples MP43087: DA75444-1B, DA75444-2B, DA75444-3B, DA75444-4B, DA75444-5B, DA75444-6B, DA75444-7B, DA75444-8B, DA75444-9B, DA75444-10B, DA75444-11B, DA75444-12B

Results < IDL are shown as zero for calculation purposes

SERIAL DILUTION RESULTS SUMMARY

Login Number: DA75444  
Account: CHEVRCOG - Chevron USA, Inc.  
Project: TASMCOA:Cache 8-13,24,34,Cornish 8-53

QC Batch ID: MP43087  
Matrix Type: AQUEOUS

Methods: SW846 6010C  
Units: ug/l

Prep Date: 09/23/25

Metal	DA75446-2B	QC
	Original SDL 1:5	%DIF Limits

(\*) Outside of QC limits  
(anr) Analyte not requested  
(a) Percent difference acceptable due to low initial sample concentration (< 50 times IDL).

BLANK RESULTS SUMMARY  
Part 2 - Method Blanks

Login Number: DA75444  
Account: CHEVRCOG - Chevron USA, Inc.  
Project: TASMCOA:Cache 8-13,24,34,Cornish 8-53

QC Batch ID: MP43088  
Matrix Type: SOLID

Methods: SW846 6020B  
Units: mg/kg

Prep Date: 09/22/25

Metal	RL	IDL	MDL	MB raw	final
Aluminum	25	.26	2.5		
Antimony	0.20	.005	.025		
Arsenic	0.10	.025	.025	0.026	<0.10
Barium	1.0	.048	.12	0.030	<1.0
Beryllium	0.10	.038	.02		
Boron	20	9.1	5		
Cadmium	0.050	.015	.02	0.0027	<0.050
Calcium	200	13	15		
Chromium	1.0	.043	.3		
Cobalt	0.10	.02	.013		
Copper	1.0	.025	.13	0.020	<1.0
Iron	10	.8	7.5		
Lead	0.25	.047	.1	0.016	<0.25
Magnesium	50	5	5		
Manganese	0.50	.04	.1		
Molybdenum	0.50	.019	.14		
Nickel	1.0	.049	.1	-0.24	<1.0
Phosphorus	30	3.8	13		
Potassium	100	1	13		
Selenium	0.20	.025	.025	0.0012	<0.20
Silver	0.050	.0041	.015		
Sodium	250	5	15		
Strontium	10	.05	.5		
Thallium	0.10	.016	.02		
Tin	5.0	.11	2		
Titanium	1.0	.025	.15		
Uranium	0.10	.0074	.05		
Vanadium	0.50	.071	.1		
Zinc	5.0	.025	.5	0.17	<5.0

Associated samples MP43088: DA75444-1, DA75444-2, DA75444-3, DA75444-4, DA75444-5, DA75444-6, DA75444-7, DA75444-8, DA75444-9, DA75444-10, DA75444-11, DA75444-12

Results < IDL are shown as zero for calculation purposes  
(\* ) Outside of QC limits  
(anr) Analyte not requested

MATRIX SPIKE AND DUPLICATE RESULTS SUMMARY

Login Number: DA75444  
 Account: CHEVRCOG - Chevron USA, Inc.  
 Project: TASMCOA:Cache 8-13,24,34,Cornish 8-53

QC Batch ID: MP43088  
 Matrix Type: SOLID

Methods: SW846 6020B  
 Units: mg/kg

Prep Date: 09/22/25

Metal	DA75440-12 Original MS		Spike/lot ICPMS6	% Rec	QC Limits
Aluminum					
Antimony					
Arsenic	2.4	61.9	64.6	92.1	75-125
Barium	55.7	189	129	103.1	75-125
Beryllium					
Boron					
Cadmium	0.097	33.3	32.3	102.7	75-125
Calcium					
Chromium					
Cobalt					
Copper	4.1	35.1	32.3	95.9	75-125
Iron					
Lead	6.3	70.2	64.6	98.9	75-125
Magnesium					
Manganese					
Molybdenum					
Nickel	4.4	35.4	32.3	95.9	75-125
Phosphorus					
Potassium					
Selenium	0.13	58.2	64.6	89.8	75-125
Sodium					
Strontium					
Thallium					
Tin					
Titanium					
Uranium					
Vanadium					
Zinc	16.1	48.4	32.3	99.9	75-125

Associated samples MP43088: DA75444-1, DA75444-2, DA75444-3, DA75444-4, DA75444-5, DA75444-6, DA75444-7, DA75444-8, DA75444-9, DA75444-10, DA75444-11, DA75444-12

Results < IDL are shown as zero for calculation purposes  
 (\*) Outside of QC limits  
 (N) Matrix Spike Rec. outside of QC limits  
 (anr) Analyte not requested

7.2.2  
7

MATRIX SPIKE AND DUPLICATE RESULTS SUMMARY

Login Number: DA75444  
 Account: CHEVRCOG - Chevron USA, Inc.  
 Project: TASMCOA:Cache 8-13,24,34,Cornish 8-53

QC Batch ID: MP43088  
 Matrix Type: SOLID

Methods: SW846 6020B  
 Units: mg/kg

Prep Date: 09/22/25

Metal	DA75440-12 Original MSD		Spike/lot ICPMS6 % Rec		MSD RPD	QC Limit
Aluminum						
Antimony						
Arsenic	2.4	75.3	74.9	97.4	19.5	20
Barium	55.7	210	150	103.1	10.5	20
Beryllium						
Boron						
Cadmium	0.097	40.4	37.4	107.7	19.3	20
Calcium						
Chromium						
Cobalt						
Copper	4.1	41.8	37.4	100.7	17.4	20
Iron						
Lead	6.3	83.9	74.9	103.7	17.8	20
Magnesium						
Manganese						
Molybdenum						
Nickel	4.4	41.9	37.4	100.2	16.8	20
Phosphorus						
Potassium						
Selenium	0.13	70.6	74.9	94.1	19.3	20
Sodium						
Strontium						
Thallium						
Tin						
Titanium						
Uranium						
Vanadium						
Zinc	16.1	54.9	37.4	103.7	12.6	20

Associated samples MP43088: DA75444-1, DA75444-2, DA75444-3, DA75444-4, DA75444-5, DA75444-6, DA75444-7, DA75444-8, DA75444-9, DA75444-10, DA75444-11, DA75444-12

Results < IDL are shown as zero for calculation purposes  
 (\*) Outside of QC limits  
 (N) Matrix Spike Rec. outside of QC limits  
 (anr) Analyte not requested

7.2.2  
7

SPIKE BLANK AND LAB CONTROL SAMPLE SUMMARY

Login Number: DA75444  
 Account: CHEVRCOG - Chevron USA, Inc.  
 Project: TASMCOA:Cache 8-13,24,34,Cornish 8-53

QC Batch ID: MP43088  
 Matrix Type: SOLID

Methods: SW846 6020B  
 Units: mg/kg

Prep Date: 09/22/25

Metal	BSP Result	Spikelot ICPMS6	% Rec	QC Limits
Aluminum				
Antimony				
Arsenic	101	100	101.0	80-120
Barium	192	200	96.0	80-120
Beryllium				
Boron				
Cadmium	51.6	50	103.2	80-120
Calcium				
Chromium				
Cobalt				
Copper	51.5	50	103.0	80-120
Iron				
Lead	102	100	102.0	80-120
Magnesium				
Manganese				
Molybdenum				
Nickel	50.5	50	101.0	80-120
Phosphorus				
Potassium				
Selenium	99.2	100	99.2	80-120
Sodium				
Strontium				
Thallium				
Tin				
Titanium				
Uranium				
Vanadium				
Zinc	50.2	50	100.4	80-120

Associated samples MP43088: DA75444-1, DA75444-2, DA75444-3, DA75444-4, DA75444-5, DA75444-6, DA75444-7, DA75444-8, DA75444-9, DA75444-10, DA75444-11, DA75444-12

Results < IDL are shown as zero for calculation purposes  
 (\*) Outside of QC limits  
 (anr) Analyte not requested

7.2.3  
7

SERIAL DILUTION RESULTS SUMMARY

Login Number: DA75444  
 Account: CHEVRCOG - Chevron USA, Inc.  
 Project: TASMCOA:Cache 8-13,24,34,Cornish 8-53

QC Batch ID: MP43088  
 Matrix Type: SOLID

Methods: SW846 6020B  
 Units: ug/l

Prep Date: 09/22/25

Metal	DA75440-12		QC	
	Original	SDL 5:25	%DIF	Limits
Aluminum				
Antimony				
Arsenic	33.8	37.8	11.8	0-20
Barium	777	784	1.0	0-20
Beryllium				
Boron				
Cadmium	1.36	1.37	1.2	0-20
Calcium				
Chromium				
Cobalt				
Copper	56.7	59.7	5.3	0-20
Iron				
Lead	88.0	87.7	0.3	0-20
Magnesium				
Manganese				
Molybdenum				
Nickel	61.4	55.2	10.1	0-20
Phosphorus				
Potassium				
Selenium	1.82	1.63	10.6	0-20
Sodium				
Strontium				
Thallium				
Tin				
Titanium				
Uranium				
Vanadium				
Zinc	224	243	8.4	0-20

Associated samples MP43088: DA75444-1, DA75444-2, DA75444-3, DA75444-4, DA75444-5, DA75444-6, DA75444-7, DA75444-8, DA75444-9, DA75444-10, DA75444-11, DA75444-12

Results < IDL are shown as zero for calculation purposes  
 (\*) Outside of QC limits  
 (anr) Analyte not requested

7.2.4  
7

BLANK RESULTS SUMMARY  
Part 2 - Method Blanks

Login Number: DA75444  
Account: CHEVRCOG - Chevron USA, Inc.  
Project: TASMCOA:Cache 8-13,24,34,Cornish 8-53

QC Batch ID: MP43179  
Matrix Type: SOLID

Methods: SW846 6020B  
Units: mg/kg

Prep Date: 09/24/25

Metal	RL	IDL	MDL	MB raw	final
Aluminum	50	.52	5		
Antimony	0.40	.01	.05		
Arsenic	0.20	.05	.05		
Barium	2.0	.096	.24		
Beryllium	0.20	.077	.04		
Boron	40	18	10		
Cadmium	0.10	.03	.04		
Calcium	400	25	30		
Chromium	2.0	.087	.6		
Cobalt	0.20	.04	.025		
Copper	2.0	.05	.25		
Iron	20	1.6	15		
Lead	0.50	.094	.2		
Magnesium	100	10	10		
Manganese	1.0	.079	.2		
Molybdenum	1.0	.037	.27		
Nickel	2.0	.098	.2		
Phosphorus	60	7.6	25		
Potassium	200	2	25		
Selenium	0.10	.05	.05		
Silver	0.10	.0081	.03	0.0077	<0.10
Sodium	500	10	30		
Strontium	20	.1	1		
Thallium	0.20	.032	.04		
Tin	10	.22	4		
Titanium	2.0	.05	.3		
Uranium	0.20	.015	.1		
Vanadium	1.0	.14	.2		
Zinc	10	.05	1		

Associated samples MP43179: DA75444-1, DA75444-2, DA75444-3, DA75444-4, DA75444-5, DA75444-6, DA75444-7, DA75444-8, DA75444-9, DA75444-10, DA75444-11, DA75444-12

Results < IDL are shown as zero for calculation purposes  
(\* ) Outside of QC limits  
(anr) Analyte not requested

MATRIX SPIKE AND DUPLICATE RESULTS SUMMARY

Login Number: DA75444  
 Account: CHEVRCOG - Chevron USA, Inc.  
 Project: TASMCOA:Cache 8-13,24,34,Cornish 8-53

QC Batch ID: MP43179  
 Matrix Type: SOLID

Methods: SW846 6020B  
 Units: mg/kg

Prep Date: 09/24/25

Metal	DA75444-8		Spike/lot		QC
	Original	MS	ICPMS6	% Rec	Limits
Aluminum					
Antimony					
Arsenic					
Barium					
Beryllium					
Boron					
Cadmium					
Calcium					
Chromium					
Cobalt					
Copper					
Iron					
Lead					
Magnesium					
Manganese					
Molybdenum					
Nickel					
Phosphorus					
Potassium					
Selenium					
Silver	0.032	20.8	21	98.8	75-125
Sodium					
Strontium					
Thallium					
Tin					
Titanium					
Uranium					
Vanadium					
Zinc					

Associated samples MP43179: DA75444-1, DA75444-2, DA75444-3, DA75444-4, DA75444-5, DA75444-6, DA75444-7, DA75444-8, DA75444-9, DA75444-10, DA75444-11, DA75444-12

Results < IDL are shown as zero for calculation purposes  
 (\*) Outside of QC limits  
 (N) Matrix Spike Rec. outside of QC limits  
 (anr) Analyte not requested

MATRIX SPIKE AND DUPLICATE RESULTS SUMMARY

Login Number: DA75444  
 Account: CHEVROG - Chevron USA, Inc.  
 Project: TASMCOA:Cache 8-13,24,34,Cornish 8-53

QC Batch ID: MP43179  
 Matrix Type: SOLID

Methods: SW846 6020B  
 Units: mg/kg

Prep Date: 09/24/25

Metal	DA75444-8 Original MSD	SpikeLot ICPMS6	% Rec	MSD RPD	QC Limit	
Aluminum						
Antimony						
Arsenic						
Barium						
Beryllium						
Boron						
Cadmium						
Calcium						
Chromium						
Cobalt						
Copper						
Iron						
Lead						
Magnesium						
Manganese						
Molybdenum						
Nickel						
Phosphorus						
Potassium						
Selenium						
Silver	0.032	20.9	20.6	101.2	0.5	20
Sodium						
Strontium						
Thallium						
Tin						
Titanium						
Uranium						
Vanadium						
Zinc						

Associated samples MP43179: DA75444-1, DA75444-2, DA75444-3, DA75444-4, DA75444-5, DA75444-6, DA75444-7, DA75444-8, DA75444-9, DA75444-10, DA75444-11, DA75444-12

Results < IDL are shown as zero for calculation purposes  
 (\*) Outside of QC limits  
 (N) Matrix Spike Rec. outside of QC limits  
 (anr) Analyte not requested

7.3.2  
7

SPIKE BLANK AND LAB CONTROL SAMPLE SUMMARY

Login Number: DA75444  
 Account: CHEVRCOG - Chevron USA, Inc.  
 Project: TASMCOA:Cache 8-13,24,34,Cornish 8-53

QC Batch ID: MP43179  
 Matrix Type: SOLID

Methods: SW846 6020B  
 Units: mg/kg

Prep Date: 09/24/25

Metal	BSP Result	Spikelot ICPMS6	QC % Rec	QC Limits
Aluminum				
Antimony				
Arsenic				
Barium				
Beryllium				
Boron				
Cadmium				
Calcium				
Chromium				
Cobalt				
Copper				
Iron				
Lead				
Magnesium				
Manganese				
Molybdenum				
Nickel				
Phosphorus				
Potassium				
Selenium				
Silver	19.9	20	99.5	80-120
Sodium				
Strontium				
Thallium				
Tin				
Titanium				
Uranium				
Vanadium				
Zinc				

Associated samples MP43179: DA75444-1, DA75444-2, DA75444-3, DA75444-4, DA75444-5, DA75444-6, DA75444-7, DA75444-8, DA75444-9, DA75444-10, DA75444-11, DA75444-12

Results < IDL are shown as zero for calculation purposes  
 (\*) Outside of QC limits  
 (anr) Analyte not requested

SERIAL DILUTION RESULTS SUMMARY

Login Number: DA75444  
 Account: CHEVRCOG - Chevron USA, Inc.  
 Project: TASMCOA:Cache 8-13,24,34,Cornish 8-53

QC Batch ID: MP43179  
 Matrix Type: SOLID

Methods: SW846 6020B  
 Units: ug/l

Prep Date: 09/24/25

Metal	DA75444-8	QC
	Original SDL 10:50%DIF	Limits

Aluminum				
Antimony				
Arsenic				
Barium				
Beryllium				
Boron				
Cadmium				
Calcium				
Chromium				
Cobalt				
Copper				
Iron				
Lead				
Magnesium				
Manganese				
Molybdenum				
Nickel				
Phosphorus				
Potassium				
Selenium				
Silver	0.296	0.00	100.0(a)	0-20
Sodium				
Strontium				
Thallium				
Tin				
Titanium				
Uranium				
Vanadium				
Zinc				

Associated samples MP43179: DA75444-1, DA75444-2, DA75444-3, DA75444-4, DA75444-5, DA75444-6, DA75444-7, DA75444-8, DA75444-9, DA75444-10, DA75444-11, DA75444-12

Results < IDL are shown as zero for calculation purposes  
 (\*) Outside of QC limits  
 (anr) Analyte not requested  
 (a) Percent difference acceptable due to low initial sample concentration (< 50 times IDL).

Misc. Forms

---

Custody Documents and Other Forms

(SGS Scott, LA)

---

Includes the following where applicable:

- Chain of Custody





**CHAIN OF CUSTODY**  
 SGS North America Inc. - Wheat Ridge  
 4036 Youngfield Street, Wheat Ridge, CO 80033  
 TEL: 303-425-6021 FAX: 303-425-6854  
 www.sgs.com/ehsusa

<b>Client / Reporting Information</b> Company Name: <b>SGS North America Inc.</b> Street Address: <b>4036 Youngfield Street</b> City: <b>Wheat Ridge, CO</b> 8003. Project Contact: <b>parna.eskandaripayandeh@sgs.com</b> Phone #: <b>303-425-6021</b>		<b>Project Information</b> Project Name: <b>TASMCOA:Cache 8-13,24,34,Carnish 8-53</b> Street: _____ Billing Information (if different from Report to) Company Name: _____ Project #: _____ Client Purchase Order #: _____ Project Manager: _____ Attention: _____		<b>Requested Analysis ( see TEST CODE sheet)</b> Matrix Codes: DW - Drinking Water GW - Ground Water WW - Water SW - Surface Water SO - Soil SL - Sludge SED - Sediment LIQ - Other Liquid AIR - Air SOL - Other Solid WP - Wipe FB - Field Blank EB - Equipment Blank RB - Rinse Blank TB - Trip Blank										FED-EX Tracking # _____ Bottle Order Control # _____ SGS Quote # _____ SGS Job # <b>DA75444</b>	
City: <b>Wheat Ridge, CO</b> State: <b>CO</b> Zip: <b>8003.</b>		City: _____ State: _____ Zip: _____		PASTE: SAF, SARCA, SARMG, SARNA, PH-SAT/PASTE, SCON, V8260GRD, V8260T915										<b>LAB USE ONLY</b>	
Sample(s) Name(s): <b>SW</b>		Project Manager: _____		Turnaround Time ( Business days) _____										Comments / Special Instructions:	
Approved By (SGS PM): / Date: _____		Data Deliverable Information <input type="checkbox"/> Commercial "A" ( Level 1 ) <input type="checkbox"/> Commercial "B" ( Level 2 ) <input type="checkbox"/> REDT1 ( Level 3 ) <input type="checkbox"/> FULT1 ( Level 4 ) <input type="checkbox"/> Commercial "C" <input type="checkbox"/> State Forms <input type="checkbox"/> EDD Format <input type="checkbox"/> Other		Commercial "A" = Results Only Commercial "B" = Results + QC Summary Commercial "C" = Results + QC Summary + Partial Raw data <a href="http://www.sgs.com/en/terms-and-conditions">http://www.sgs.com/en/terms-and-conditions</a>										WS-104 VS (9) YL-58 (7DS)	
<b>Sample Custody must be documented below each time samples change possession, including courier delivery.</b>															
Relinquished by Sampler: <b>JA</b> Date Time: <b>9-20-25 3:00</b>		Received By: <b>SWC</b> Date Time: <b>9-20-25 3:00</b>		Relinquished By: <b>SWC</b> Date Time: <b>9-19-25 3:00</b>		Received By: <b>D.A.</b> Date Time: <b>9-19-25 3:00</b>		Relinquished by: _____ Date Time: _____		Received By: _____ Date Time: _____					
Relinquished by: _____ Date Time: _____		Received By: _____ Date Time: _____		Custody Seal # <b>CS COOLER</b> <input type="checkbox"/> Intact <input type="checkbox"/> Not intact		Preserved where applicable: <b>DA</b>		On Ice: <b>DA</b>		Cooler Temp.: <b>1.8</b> <b>1.2</b> <b>2.1</b>					

8.1  
8

**DA75444: Chain of Custody**  
 Page 1 of 9  
 SGS Scott, LA





**CHAIN OF CUSTODY**  
 SGS North America Inc. - Wheat Ridge  
 4036 Youngfield Street, Wheat Ridge, CO 80033  
 TEL: 303-425-6021 FAX: 303-425-6854  
 www.sgs.com/ehsusa

Client / Reporting Information		Project Information		Requested Analysis ( see TEST CODE sheet)										Matrix Codes	
Company Name: <b>SGS North America Inc.</b>		Project Name: <b>TASMCOA Cache 3-13,24,34, Camish 3-53</b>												DW - Drinking Water GW - Ground Water	
Street Address: <b>4036 Youngfield Street</b>		Street: <b>Wheat Ridge, CO 80033</b>												WW - Water SW - Surface Water SO - Soil SL - Sludge SED - Sediment	
City: <b>Wheat Ridge, CO 80033</b>		City: <b>Wheat Ridge, CO 80033</b>												Or - Oil LIQ - Other Liquid AIR - Air SOL - Other Solid WP - Wipe FB - Field Blank EB - Equipment Blank RB - Rinse Blank TB - Trip Blank	
Project Contact: <b>parna.eskandaripayandeh@sgs.com</b>		Project #:													
Phone #: <b>303-425-6021</b>		Client Purchase Order #:													
Sampler(s) Name(s): <b>SW</b>		Project Manager:													
Turnaround Time ( Business days)		Approved By (SGS PM) / Date:		Data Deliverable Information										Comments / Special Instructions	
<input type="checkbox"/> Standard 10 Day (business) <input type="checkbox"/> 5 Business Days RUSH <input type="checkbox"/> 3 Business Days RUSH <input type="checkbox"/> 2 Business Days RUSH <input type="checkbox"/> 1 Business Day EMERGENCY <input checked="" type="checkbox"/> other <b>Due 9/29/2025</b>		<input type="checkbox"/> Commercial "A" ( Level 1) <input type="checkbox"/> Commercial "B" ( Level 2) <input type="checkbox"/> REDT1 ( Level 3) <input type="checkbox"/> FULL1 ( Level 4) <input type="checkbox"/> Commercial "C"		<input type="checkbox"/> State Forms <input type="checkbox"/> EDD Format <input type="checkbox"/> Other										<input checked="" type="checkbox"/> CC Commercial "A" = Results Only Commercial "B" = Results + QC Summary Commercial "C" = Results + QC Summary + Partial Raw data	
Emergency & Rush T/A data available via Lablink. Approval needed for RUSH/Emergency TAT		<a href="http://www.sgs.com/en/terms-and-conditions">http://www.sgs.com/en/terms-and-conditions</a>													
<b>Sample Custody must be documented below each time samples change possession, including courier delivery.</b>															
Relinquished by Sampler: <b>1</b>	Date Time: <b>9/19/25</b>	Received By: <b>SWC</b>	Date Time: <b>9/19/25 2:00</b>	Relinquished by: <b>2</b>	Date Time: <b>9/19/25 2:00</b>	Received By: <b>DA</b>	Date Time: <b>9/19/25 2:00</b>	Relinquished by: <b>3</b>	Date Time: <b>9/20/25 8:15</b>	Received By: <b>Renue Sam</b>	Date Time: <b>9/20/25 8:15</b>	Relinquished by: <b>4</b>	Date Time: <b>9/20/25 8:15</b>	Received By: <b>4</b>	
Relinquished by: <b>5</b>	Date Time: <b>9/20/25 3:00</b>	Received By: <b>DA</b>	Date Time: <b>9/20/25 3:00</b>	Relinquished by: <b>5</b>	Date Time: <b>9/20/25 3:00</b>	Received By: <b>DA</b>	Date Time: <b>9/20/25 3:00</b>	Relinquished by: <b>5</b>	Date Time: <b>9/20/25 3:00</b>	Received By: <b>DA</b>	Date Time: <b>9/20/25 3:00</b>	Relinquished by: <b>5</b>	Date Time: <b>9/20/25 3:00</b>	Received By: <b>DA</b>	
Customer Seal: <input checked="" type="checkbox"/> Intact <input type="checkbox"/> Not intact		Preserved where applicable: <input type="checkbox"/> On ice <input checked="" type="checkbox"/> Cool Temp.		Therm. ID: <b>1.8</b>		Cooler Temp: <b>1.4</b>		Cooler Temp: <b>1.2</b>		Cooler Temp: <b>2.1</b>		Cooler Temp: <b>1.6</b>			


8.1  
8



Printed on:  
19 SEP 12:19

**SOUTHWEST AIRLINES**

**526 DEN 2963 8696**



**HOU**

1 OF	5	DG
	G	LOT WT
	395 LB	
	(179.2 KG)	

DEN WN 2294 19 SEP 13:20

STN	FLT	DATE	FID	LOT 01
-----	-----	------	-----	--------

PC ID: 0001  
PC WT: 79LB

**MFG**

526 29638696 0001

SOUTHWEST AIRLINES

526 DEN 2963 8696

Printed on:  
19 SEP 12:19



**1100**

PC#  
2 CF

DG  
5 G

LOT WT  
395 LB  
(179.2 KG)

DEN WIN 2294 19 SEP 13:20

STN FLT DATE ETD LOT 01



**NEG**

PC-ID: 0002  
PC-WT: 79LB

SOUTHWEST AIRLINES

Printed on:  
19 SEP 12:18  
526 DEN 2963 8696

PC#	DG	LOT WT
		3 OF 5
DEN		WIN 2294
19 SEP		13:20
STN	FLT	DATE
		ETD
		LOT 01



PC ID: 0003  
PC WT: 79LB  
526 29638696 0003

NFG

SOUTHWEST AIRLINES

Printed on:  
19 SEP 12:19

526 DEN 2963 8696



**HOU**

PC#	DG	LOT WT
4 OF 5	G	395 LB (179.2 KG)

DEN WN 2294 19 SEP 13:20

STN FLT DATE ETD LOT 01



PC ID: 0004  
PC WT: 79LB  
526 29638696 0004


**MFG**

SOUTHWEST AIRLINES

Printed on:  
19 SEP 12:19

526 DEN 2963 8696

<b>HOU</b>	PC#	DG	LOT WT
	5 OF 5	G	395 LB (179.2 KG)
DEN	WN-2963	19 SEP	13:20
STN	FLT	DATE	ETD
			LOT 01



PC ID: 0005  
PC WT: 79LB  
526 29638696 0005

**MFG**

Southwest Cargo

526 DEN 29638696 526 - 29638696

Shipper's Name and Address  
 PRECISION AIR CARGO  
 P.O. BOX 5688  
 DENVER, CO 80217  
 US +1 (303) 516-0120

Shipper's Account Number  
 30495 - 1

Not Negotiable / Issued by  
  
 52629638696 swacargo.com (800) 533-1222

**Southwest**  
 Cargo

Consignee's Name and Address  
 SGS  
 10175 HARWIN DRIVE  
 HOUSTON, TX 77336  
 US +1 (281) 881-1457

Consignee's Account Number

Copies 1, 2 and 3 of this Air Waybill are originals and have the same validity.  
 Received in Good Order & Condition at:  
 HOU - 5 pcs 09/19/2025 23:31 CDT by DUSTIN ANTHONY *DA*

Issuing Carrier's Agent Name and City

Agent's IATA Code

Account No.

Service Level - N

Airport of Departure (Addr. of First Carrier) and Requested Routing  
 DENVER

To By First Carrier To By Second Carrier

HOU SOUTHWEST AIRLINES

Flight Date For Carrier Use Only Flight Date

WZ2294 / 19SEP

Declared Value for Carriage NVD

Declared Value for Customs NVD

Amount of Insurance

INSURANCE - If carrier offers insurance, and such insurance is requested in accordance with the conditions thereof, indicate amount to be insured in figures in box marked "Amount of Insurance".

HANDLING INFORMATION - FIVE COOLER HAS ICE IN IT

No. of Pcs RCP	Gross Weight	Rate Class	Commodity Item No.	Chargeable Weight	Rate / Charge	Total	Nature and Quantity of Goods (Inc. Dimensions or Volume)
5	395	B	0000	395	As Agreed	*****	SOIL/WATER/AIR SAMPLES DIMS IN INCHES: 5 = 13 X 15 X 23

Prepaid	Weight	Charge	Collect
5	395	MYC 0.00 SCC 0.00	*****

*My Rate: 5.74 9/19/25 23:30  
 My Wt: 174 9/20/25 03:00*

Other Charges and Description

MYC 0.00 SCC 0.00

Shipper certifies that the particulars on the face hereof are correct and that insofar as any part of the consignment contains dangerous goods, such part is properly described by name and is in proper condition for carriage by air according to the applicable Dangerous Goods Regulations. I consent that this shipment shall be subject to search by the Carrier.

RODERICK KAMIL LEE

Signature of Shipper or his Agent

Total Prepaid

Total Collect

Executed on (date and time) 09/19/2025 12:18 MDT

At (place) DEN

Signature of Issuing Carrier or its Agent E81162

For Carrier Use only at Destination

Charges at Destination

Charges in Dest. Currency

Charges at Destination

526 - 29638696

COPY 4 (DELIVERY RECEIPT)

8 1.8



MS Volatiles

---

QC Data Summaries

(SGS Scott, LA)

---

Includes the following where applicable:

- Method Blank Summaries
- Blank Spike Summaries
- Matrix Spike and Duplicate Summaries

## Method Blank Summary

**Job Number:** DA75444  
**Account:** ALMS SGS Wheat Ridge, CO  
**Project:** CHEVRCOG: TASMCOA:Cache 8-13,24,34,Cornish 8-53

Sample	File ID	DF	Analyzed	By	Prep Date	Prep Batch	Analytical Batch
V114557-MB	1I122146.D	1	10/02/25	PO	n/a	n/a	V114557

The QC reported here applies to the following samples:

Method: SW846 8260D

DA75444-4, DA75444-5, DA75444-6, DA75444-7, DA75444-8, DA75444-9

CAS No.	Compound	Result	RL	Units	Q
71-43-2	Benzene	ND	0.50	ug/kg	
100-41-4	Ethylbenzene	ND	1.0	ug/kg	
108-88-3	Toluene	ND	5.0	ug/kg	
95-63-6	1,2,4-Trimethylbenzene	ND	5.0	ug/kg	
108-67-8	1,3,5-Trimethylbenzene	ND	5.0	ug/kg	
	m,p-Xylene	ND	2.0	ug/kg	
95-47-6	o-Xylene	ND	1.0	ug/kg	
1330-20-7	Xylene (total)	ND	2.0	ug/kg	
	TPH-GRO (C6-C10)	ND	200	ug/kg	

CAS No.	Surrogate Recoveries	Limits	
17060-07-0	1,2-Dichloroethane-D4	120%	59-143%
2037-26-5	Toluene-D8	100%	52-159%
460-00-4	4-Bromofluorobenzene	99%	38-183%

## Method Blank Summary

**Job Number:** DA75444  
**Account:** ALMS SGS Wheat Ridge, CO  
**Project:** CHEVRCOG: TASMCOA:Cache 8-13,24,34,Cornish 8-53

Sample	File ID	DF	Analyzed	By	Prep Date	Prep Batch	Analytical Batch
V1X7381-MB1	1X101340864.D		10/02/25	JY	n/a	n/a	V1X7381

The QC reported here applies to the following samples:

Method: SW846 8260D

DA75444-1, DA75444-2, DA75444-3, DA75444-4

CAS No.	Compound	Result	RL	Units	Q
71-43-2	Benzene	ND	25	ug/kg	
100-41-4	Ethylbenzene	ND	50	ug/kg	
108-88-3	Toluene	ND	250	ug/kg	
95-63-6	1,2,4-Trimethylbenzene	ND	250	ug/kg	
108-67-8	1,3,5-Trimethylbenzene	ND	250	ug/kg	
	m,p-Xylene	ND	100	ug/kg	
95-47-6	o-Xylene	ND	50	ug/kg	
1330-20-7	Xylene (total)	ND	100	ug/kg	
	TPH-GRO (C6-C10)	ND	10000	ug/kg	

CAS No.	Surrogate Recoveries	Limits	
17060-07-0	1,2-Dichloroethane-D4	77%	59-143%
2037-26-5	Toluene-D8	100%	52-159%
460-00-4	4-Bromofluorobenzene	81%	38-183%

## Method Blank Summary

**Job Number:** DA75444  
**Account:** ALMS SGS Wheat Ridge, CO  
**Project:** CHEVRCOG: TASMCOA:Cache 8-13,24,34,Cornish 8-53

Sample	File ID	DF	Analyzed	By	Prep Date	Prep Batch	Analytical Batch
V114558-MB	11122177.D	1	10/02/25	PO	n/a	n/a	V114558

The QC reported here applies to the following samples:

Method: SW846 8260D

DA75444-10, DA75444-11, DA75444-12

CAS No.	Compound	Result	RL	Units	Q
71-43-2	Benzene	ND	0.50	ug/kg	
100-41-4	Ethylbenzene	ND	1.0	ug/kg	
108-88-3	Toluene	0.24	5.0	ug/kg	J
95-63-6	1,2,4-Trimethylbenzene	ND	5.0	ug/kg	
108-67-8	1,3,5-Trimethylbenzene	ND	5.0	ug/kg	
	m,p-Xylene	ND	2.0	ug/kg	
95-47-6	o-Xylene	ND	1.0	ug/kg	
1330-20-7	Xylene (total)	ND	2.0	ug/kg	
	TPH-GRO (C6-C10)	ND	200	ug/kg	

CAS No.	Surrogate Recoveries	Limits	
17060-07-0	1,2-Dichloroethane-D4	113%	59-143%
2037-26-5	Toluene-D8	100%	52-159%
460-00-4	4-Bromofluorobenzene	101%	38-183%

# Method Blank Summary

**Job Number:** DA75444  
**Account:** ALMS SGS Wheat Ridge, CO  
**Project:** CHEVRCOG: TASMCOA:Cache 8-13,24,34,Cornish 8-53

Sample	File ID	DF	Analyzed	By	Prep Date	Prep Batch	Analytical Batch
V2K4643-MB	2K19943.D	1	10/03/25	PO	n/a	n/a	V2K4643

The QC reported here applies to the following samples:

Method: SW846 8260D

DA75444-5, DA75444-6

CAS No.	Compound	Result	RL	Units	Q
	m,p-Xylene	ND	2.0	ug/kg	
95-47-6	o-Xylene	ND	1.0	ug/kg	
1330-20-7	Xylene (total)	ND	2.0	ug/kg	

CAS No.	Surrogate Recoveries	Limits	
17060-07-0	1,2-Dichloroethane-D4	119%	59-143%
2037-26-5	Toluene-D8	100%	52-159%
460-00-4	4-Bromofluorobenzene	99%	38-183%

# Method Blank Summary

**Job Number:** DA75444

**Account:** ALMS SGS Wheat Ridge, CO

**Project:** CHEVRCOG: TASMCOA:Cache 8-13,24,34,Cornish 8-53

Sample	File ID	DF	Analyzed	By	Prep Date	Prep Batch	Analytical Batch
V1X7383-MB1	1X101340920.D		10/03/25	JY	n/a	n/a	V1X7383

The QC reported here applies to the following samples:

Method: SW846 8260D

DA75444-1

CAS No.	Compound	Result	RL	Units	Q
95-63-6	1,2,4-Trimethylbenzene	ND	250	ug/kg	
	m,p-Xylene	ND	100	ug/kg	
95-47-6	o-Xylene	ND	50	ug/kg	
1330-20-7	Xylene (total)	ND	100	ug/kg	
	TPH-GRO (C6-C10)	ND	10000	ug/kg	

CAS No.	Surrogate Recoveries	Limits	
17060-07-0	1,2-Dichloroethane-D4	79%	59-143%
2037-26-5	Toluene-D8	100%	52-159%
460-00-4	4-Bromofluorobenzene	95%	38-183%

9.1.5  
9

# Blank Spike/Blank Spike Duplicate Summary

**Job Number:** DA75444  
**Account:** ALMS SGS Wheat Ridge, CO  
**Project:** CHEVRCOG: TASMCOA:Cache 8-13,24,34,Cornish 8-53

Sample	File ID	DF	Analyzed	By	Prep Date	Prep Batch	Analytical Batch
V114557-BS	11122141A.D	1	10/02/25	PO	n/a	n/a	V114557
V114557-BSD	11122142.D	1	10/02/25	PO	n/a	n/a	V114557

**The QC reported here applies to the following samples:** **Method:** SW846 8260D

DA75444-4, DA75444-5, DA75444-6, DA75444-7, DA75444-8, DA75444-9

CAS No.	Compound	Spike ug/kg	BSP ug/kg	BSP %	BSD ug/kg	BSD %	RPD	Limits Rec/RPD
71-43-2	Benzene	20	21.0	105	21.3	107	1	67-135/30
100-41-4	Ethylbenzene	20	21.2	106	21.0	105	1	69-136/30
108-88-3	Toluene	20	18.8	94	18.9	95	1	71-135/30
95-63-6	1,2,4-Trimethylbenzene	20	21.3	107	21.0	105	1	50-153/30
108-67-8	1,3,5-Trimethylbenzene	20	21.8	109	21.5	108	1	51-153/30
	m,p-Xylene	40	42.2	106	42.0	105	0	70-140/30
95-47-6	o-Xylene	20	20.3	102	20.4	102	0	70-132/30
1330-20-7	Xylene (total)	60	62.5	104	62.4	104	0	69-138/30

CAS No.	Surrogate Recoveries	BSP	BSD	Limits
17060-07-0	1,2-Dichloroethane-D4	116%	116%	59-143%
2037-26-5	Toluene-D8	100%	98%	52-159%
460-00-4	4-Bromofluorobenzene	104%	102%	38-183%

\* = Outside of Control Limits.

# Blank Spike/Blank Spike Duplicate Summary

**Job Number:** DA75444  
**Account:** ALMS SGS Wheat Ridge, CO  
**Project:** CHEVRCOG: TASMCOA:Cache 8-13,24,34,Cornish 8-53

Sample	File ID	DF	Analyzed	By	Prep Date	Prep Batch	Analytical Batch
V114557-BS	11122143A.D	1	10/02/25	PO	n/a	n/a	V114557
V114557-BSD	11122144.D	1	10/02/25	PO	n/a	n/a	V114557

**The QC reported here applies to the following samples:** **Method:** SW846 8260D

DA75444-4, DA75444-5, DA75444-6, DA75444-7, DA75444-8, DA75444-9

CAS No.	Compound	Spike ug/kg	BSP ug/kg	BSP %	BSD ug/kg	BSD %	RPD	Limits Rec/RPD
	TPH-GRO (C6-C10)	2000	2330	117	2300	115	1	50-150/30

CAS No.	Surrogate Recoveries	BSP	BSD	Limits
17060-07-0	1,2-Dichloroethane-D4	116%	115%	59-143%
2037-26-5	Toluene-D8	97%	97%	52-159%
460-00-4	4-Bromofluorobenzene	102%	101%	38-183%

9.2.2  
9

\* = Outside of Control Limits.

# Blank Spike/Blank Spike Duplicate Summary

**Job Number:** DA75444

**Account:** ALMS SGS Wheat Ridge, CO

**Project:** CHEVRCOG: TASMCOA:Cache 8-13,24,34,Cornish 8-53

Sample	File ID	DF	Analyzed	By	Prep Date	Prep Batch	Analytical Batch
V1X7381-BS	1X101340870A.ID		10/02/25	JY	n/a	n/a	V1X7381
V1X7381-BSD	1X101340872.D		10/02/25	JY	n/a	n/a	V1X7381

The QC reported here applies to the following samples:

Method: SW846 8260D

DA75444-1, DA75444-2, DA75444-3, DA75444-4

CAS No.	Compound	Spike ug/kg	BSP ug/kg	BSP %	BSD ug/kg	BSD %	RPD	Limits Rec/RPD
	TPH-GRO (C6-C10)	100000	110000	110	109000	109	1	50-150/30

CAS No.	Surrogate Recoveries	BSP	BSD	Limits
17060-07-0	1,2-Dichloroethane-D4	92%	92%	59-143%
2037-26-5	Toluene-D8	97%	97%	52-159%
460-00-4	4-Bromofluorobenzene	98%	98%	38-183%

\* = Outside of Control Limits.

# Blank Spike/Blank Spike Duplicate Summary

**Job Number:** DA75444  
**Account:** ALMS SGS Wheat Ridge, CO  
**Project:** CHEVRCOG: TASMCOA:Cache 8-13,24,34,Cornish 8-53

Sample	File ID	DF	Analyzed	By	Prep Date	Prep Batch	Analytical Batch
V114558-BS	11122172A.D	1	10/02/25	PO	n/a	n/a	V114558
V114558-BSD	11122173.D	1	10/02/25	PO	n/a	n/a	V114558

**The QC reported here applies to the following samples:** **Method:** SW846 8260D

DA75444-10, DA75444-11, DA75444-12

CAS No.	Compound	Spike ug/kg	BSP ug/kg	BSP %	BSD ug/kg	BSD %	RPD	Limits Rec/RPD
71-43-2	Benzene	20	19.6	98	20.1	101	3	67-135/30
100-41-4	Ethylbenzene	20	19.8	99	20.1	101	2	69-136/30
108-88-3	Toluene	20	18.1	91	18.4	92	2	71-135/30
95-63-6	1,2,4-Trimethylbenzene	20	20.3	102	20.5	103	1	50-153/30
108-67-8	1,3,5-Trimethylbenzene	20	20.6	103	20.9	105	1	51-153/30
	m,p-Xylene	40	40.4	101	40.9	102	1	70-140/30
95-47-6	o-Xylene	20	19.8	99	20.0	100	1	70-132/30
1330-20-7	Xylene (total)	60	60.2	100	60.9	102	1	69-138/30

CAS No.	Surrogate Recoveries	BSP	BSD	Limits
17060-07-0	1,2-Dichloroethane-D4	108%	108%	59-143%
2037-26-5	Toluene-D8	100%	100%	52-159%
460-00-4	4-Bromofluorobenzene	102%	101%	38-183%

\* = Outside of Control Limits.

# Blank Spike/Blank Spike Duplicate Summary

**Job Number:** DA75444

**Account:** ALMS SGS Wheat Ridge, CO

**Project:** CHEVRCOG: TASMCOA:Cache 8-13,24,34,Cornish 8-53

Sample	File ID	DF	Analyzed	By	Prep Date	Prep Batch	Analytical Batch
V114558-BS	11122174A.D	1	10/02/25	PO	n/a	n/a	V114558
V114558-BSD	11122175.D	1	10/02/25	PO	n/a	n/a	V114558

The QC reported here applies to the following samples:

Method: SW846 8260D

DA75444-10, DA75444-11, DA75444-12

CAS No.	Compound	Spike ug/kg	BSP ug/kg	BSP %	BSD ug/kg	BSD %	RPD	Limits Rec/RPD
	TPH-GRO (C6-C10)	2000	2300	115	2290	115	0	50-150/30

CAS No.	Surrogate Recoveries	BSP	BSD	Limits
17060-07-0	1,2-Dichloroethane-D4	112%	110%	59-143%
2037-26-5	Toluene-D8	98%	98%	52-159%
460-00-4	4-Bromofluorobenzene	100%	101%	38-183%

\* = Outside of Control Limits.

# Blank Spike/Blank Spike Duplicate Summary

**Job Number:** DA75444

**Account:** ALMS SGS Wheat Ridge, CO

**Project:** CHEVRCOG: TASMCOA:Cache 8-13,24,34,Cornish 8-53

Sample	File ID	DF	Analyzed	By	Prep Date	Prep Batch	Analytical Batch
V2K4643-BS	2K19938A.D	1	10/02/25	PO	n/a	n/a	V2K4643
V2K4643-BSD	2K19939.D	1	10/02/25	PO	n/a	n/a	V2K4643

The QC reported here applies to the following samples:

Method: SW846 8260D

DA75444-5, DA75444-6

CAS No.	Compound	Spike ug/kg	BSP ug/kg	BSP %	BSD ug/kg	BSD %	RPD	Limits Rec/RPD
	m,p-Xylene	40	46.5	116	46.1	115	1	70-140/30
95-47-6	o-Xylene	20	22.9	115	22.8	114	0	70-132/30
1330-20-7	Xylene (total)	60	69.4	116	68.9	115	1	69-138/30

CAS No.	Surrogate Recoveries	BSP	BSD	Limits
17060-07-0	1,2-Dichloroethane-D4	103%	105%	59-143%
2037-26-5	Toluene-D8	100%	99%	52-159%
460-00-4	4-Bromofluorobenzene	99%	103%	38-183%

9.2.6  
9

\* = Outside of Control Limits.

# Blank Spike/Blank Spike Duplicate Summary

**Job Number:** DA75444  
**Account:** ALMS SGS Wheat Ridge, CO  
**Project:** CHEVRCOG: TASMCOA:Cache 8-13,24,34,Cornish 8-53

Sample	File ID	DF	Analyzed	By	Prep Date	Prep Batch	Analytical Batch
V1X7383-BS1	1X101340914A.D		10/03/25	JY	n/a	n/a	V1X7383
V1X7383-BSD1	1X101340916.D		10/03/25	JY	n/a	n/a	V1X7383

The QC reported here applies to the following samples:

Method: SW846 8260D

DA75444-1

CAS No.	Compound	Spike ug/kg	BSP ug/kg	BSP %	BSD ug/kg	BSD %	RPD	Limits Rec/RPD
	TPH-GRO (C6-C10)	100000	113000	113	117000	117	3	50-150/30

CAS No.	Surrogate Recoveries	BSP	BSD	Limits
17060-07-0	1,2-Dichloroethane-D4	89%	86%	59-143%
2037-26-5	Toluene-D8	99%	98%	52-159%
460-00-4	4-Bromofluorobenzene	96%	96%	38-183%

9.2.7  
9

\* = Outside of Control Limits.

# Matrix Spike/Matrix Spike Duplicate Summary

**Job Number:** DA75444  
**Account:** ALMS SGS Wheat Ridge, CO  
**Project:** CHEVRCOG: TASMCOA:Cache 8-13,24,34,Cornish 8-53

Sample	File ID	DF	Analyzed	By	Prep Date	Prep Batch	Analytical Batch
DA75428-1MS	1I122148.D	1	10/02/25	PO	n/a	n/a	V1I4557
DA75428-1MSD	1I122149.D	1	10/02/25	PO	n/a	n/a	V1I4557
DA75428-1	1I122147.D	1	10/02/25	PO	n/a	n/a	V1I4557

The QC reported here applies to the following samples:

Method: SW846 8260D

DA75444-4, DA75444-5, DA75444-6, DA75444-7, DA75444-8, DA75444-9

CAS No.	Compound	DA75428-1 ug/kg	Spike Q ug/kg	MS ug/kg	MS %	Spike ug/kg	MSD ug/kg	MSD %	RPD	Limits Rec/RPD
71-43-2	Benzene	< 0.51	21.8	16.2	74	21	15.2	72	6	15-162/33
100-41-4	Ethylbenzene	< 1.0	21.8	13.9	64	21	12.9	61	7	14-168/13
108-88-3	Toluene	< 5.1	21.8	13.3	61	21	12.4	59	7	11-173/43
95-63-6	1,2,4-Trimethylbenzene	< 5.1	21.8	12.9	59*	21	11.6	55*	11	90-183/15
108-67-8	1,3,5-Trimethylbenzene	< 5.1	21.8	13.0	60	21	11.7	56	11	10-179/14
	m,p-Xylene	< 2.0	43.6	27.4	63	42	25.2	60	8	14-175/12
95-47-6	o-Xylene	< 1.0	21.8	13.8	63	21	12.9	61	7	19-167/13
1330-20-7	Xylene (total)	< 2.0	65.4	41.2	63	63	38.1	61	8	14-172/12

CAS No.	Surrogate Recoveries	MS	MSD	DA75428-1	Limits
17060-07-0	1,2-Dichloroethane-D4	118%	122%	125%	59-143%
2037-26-5	Toluene-D8	98%	98%	99%	52-159%
460-00-4	4-Bromofluorobenzene	102%	102%	101%	38-183%

\* = Outside of Control Limits.

# Matrix Spike/Matrix Spike Duplicate Summary

**Job Number:** DA75444

**Account:** ALMS SGS Wheat Ridge, CO

**Project:** CHEVRCOG: TASMCOA:Cache 8-13,24,34,Cornish 8-53

Sample	File ID	DF	Analyzed	By	Prep Date	Prep Batch	Analytical Batch
DA75428-1MS	1I122150.D	1	10/02/25	PO	n/a	n/a	V1I4557
DA75428-1MSD	1I122151.D	1	10/02/25	PO	n/a	n/a	V1I4557
DA75428-1	1I122147.D	1	10/02/25	PO	n/a	n/a	V1I4557

The QC reported here applies to the following samples:

Method: SW846 8260D

DA75444-4, DA75444-5, DA75444-6, DA75444-7, DA75444-8, DA75444-9

CAS No.	Compound	DA75428-1 ug/kg	Spike Q ug/kg	MS ug/kg	MS %	Spike ug/kg	MSD ug/kg	MSD %	RPD	Limits Rec/RPD
	TPH-GRO (C6-C10)	< 200	2370	1660	70	2060	1230	60	30	50-150/30

CAS No.	Surrogate Recoveries	MS	MSD	DA75428-1	Limits
17060-07-0	1,2-Dichloroethane-D4	120%	122%	125%	59-143%
2037-26-5	Toluene-D8	98%	98%	99%	52-159%
460-00-4	4-Bromofluorobenzene	100%	102%	101%	38-183%

9.3.2  
9

\* = Outside of Control Limits.

# Matrix Spike/Matrix Spike Duplicate Summary

**Job Number:** DA75444  
**Account:** ALMS SGS Wheat Ridge, CO  
**Project:** CHEVRCOG: TASMCOA:Cache 8-13,24,34,Cornish 8-53

Sample	File ID	DF	Analyzed	By	Prep Date	Prep Batch	Analytical Batch
LB20685-1MS	1X101340938.D		10/03/25	JY	n/a	n/a	V1X7383
LB20685-1MSD	1X101340940.D		10/03/25	JY	n/a	n/a	V1X7383
LB20685-1	1X101340926.D		10/03/25	JY	n/a	n/a	V1X7383

The QC reported here applies to the following samples:

Method: SW846 8260D

DA75444-1

CAS No.	Compound	LB20685-1 ug/kg	Spike Q ug/kg	MS ug/kg	MS %	Spike ug/kg	MSD ug/kg	MSD %	RPD	Limits Rec/RPD
95-63-6	1,2,4-Trimethylbenzene	1240	1960	2860	83* a	1960	2960	88* a	3	90-183/15
	m,p-Xylene	1130	3920	4630	89	3920	4790	93	3	14-175/12
95-47-6	o-Xylene	545	1960	2350	92	1960	2400	95	2	19-167/13
1330-20-7	Xylene (total)	1680	5880	6990	90	5880	7190	94	3	14-172/12

9.3.3  
9

CAS No.	Surrogate Recoveries	MS	MSD	LB20685-1	Limits
17060-07-0	1,2-Dichloroethane-D4	86%	82%	87%	59-143%
2037-26-5	Toluene-D8	100%	99%	101%	52-159%
460-00-4	4-Bromofluorobenzene	97%	96%	100%	38-183%

(a) Outside control limits due to matrix interference. Blank Spike meets acceptance criteria.

\* = Outside of Control Limits.

# Matrix Spike/Matrix Spike Duplicate Summary

**Job Number:** DA75444  
**Account:** ALMS SGS Wheat Ridge, CO  
**Project:** CHEVRCOG: TASMCOA:Cache 8-13,24,34,Cornish 8-53

Sample	File ID	DF	Analyzed	By	Prep Date	Prep Batch	Analytical Batch
DA75386-1MS	1I122732.D	1	10/27/25	PO	n/a	n/a	V1I4558
DA75386-1MSD	1I122733.D	1	10/27/25	PO	n/a	n/a	V1I4558
DA75386-1 <sup>a</sup>	1I122179.D	1	10/02/25	PO	n/a	n/a	V1I4558

The QC reported here applies to the following samples:

Method: SW846 8260D

DA75444-10, DA75444-11, DA75444-12

CAS No.	Compound	DA75386-1 ug/kg	Spike Q ug/kg	MS ug/kg	MS %	Spike ug/kg	MSD ug/kg	MSD %	RPD	Limits Rec/RPD
71-43-2	Benzene	10.1	22.6	19.1	40	22.6	18.4	37	4	15-162/33
100-41-4	Ethylbenzene	< 1.1	22.6	19.2	85	22.6	17.9	79	7	14-168/13
108-88-3	Toluene	0.70	22.6	18.2	77	22.6	17.8	76	2	11-173/43
95-63-6	1,2,4-Trimethylbenzene	< 5.6	22.6	8.7	38* <sup>b</sup>	22.6	4.5	20* <sup>b</sup>	64* <sup>c</sup>	90-183/15
108-67-8	1,3,5-Trimethylbenzene	< 5.6	22.6	10.8	48	22.6	6.4	28	51* <sup>b</sup>	10-179/14
	m,p-Xylene	< 2.3	45.2	35.8	79	45.2	32.4	72	10	14-175/12
95-47-6	o-Xylene	< 1.1	22.6	18.1	80	22.6	17.1	76	6	19-167/13
1330-20-7	Xylene (total)	< 2.3	67.8	53.9	80	67.8	49.4	73	9	14-172/12

CAS No.	Surrogate Recoveries	MS	MSD	DA75386-1	Limits
17060-07-0	1,2-Dichloroethane-D4	93%	93%	142%	59-143%
2037-26-5	Toluene-D8	99%	99%	98%	52-159%
460-00-4	4-Bromofluorobenzene	99%	99%	106%	38-183%

(a) Sample analyzed beyond hold time due to internal standard and/or surrogate failures in the in hold analysis.

(b) Outside control limits biased low. Blank spike passed criteria.

(c) RPD exceeded criteria. Blank spike passed criteria.

\* = Outside of Control Limits.

# Matrix Spike/Matrix Spike Duplicate Summary

**Job Number:** DA75444  
**Account:** ALMS SGS Wheat Ridge, CO  
**Project:** CHEVRCOG: TASMCOA:Cache 8-13,24,34,Cornish 8-53

Sample	File ID	DF	Analyzed	By	Prep Date	Prep Batch	Analytical Batch
DA75386-1MS	1I122734.D	1	10/27/25	PO	n/a	n/a	V1I4558
DA75386-1MSD	1I122735.D	1	10/27/25	PO	n/a	n/a	V1I4558
DA75386-1 <sup>a</sup>	1I122179.D	1	10/02/25	PO	n/a	n/a	V1I4558

The QC reported here applies to the following samples:

Method: SW846 8260D

DA75444-10, DA75444-11, DA75444-12

CAS No.	Compound	DA75386-1 ug/kg	Spike Q ug/kg	MS ug/kg	MS %	Spike ug/kg	MSD ug/kg	MSD %	RPD	Limits Rec/RPD
	TPH-GRO (C6-C10)	675	2260	695	1* b	2260	916	11* b	27	50-150/30

CAS No.	Surrogate Recoveries	MS	MSD	DA75386-1	Limits
17060-07-0	1,2-Dichloroethane-D4	96%	92%	142%	59-143%
2037-26-5	Toluene-D8	99%	99%	98%	52-159%
460-00-4	4-Bromofluorobenzene	98%	98%	106%	38-183%

(a) Sample analyzed beyond hold time due to internal standard and/or surrogate failures in the in hold analysis.

(b) Outside control limits biased low. Blank spike passed criteria.

\* = Outside of Control Limits.

## Metals Analysis

---

### QC Data Summaries

(SGS Scott, LA)

---

Includes the following where applicable:

- Method Blank Summaries
- Matrix Spike and Duplicate Summaries
- Blank Spike and Lab Control Sample Summaries
- Serial Dilution Summaries

BLANK RESULTS SUMMARY  
Part 2 - Method Blanks

Login Number: DA75444  
Account: ALMS - SGS Wheat Ridge, CO  
Project: CHEVRCOG: TASMCOA:Cache 8-13,24,34,Cornish 8-53

QC Batch ID: MP31721  
Matrix Type: AQUEOUS

Methods: SW846 6010C  
Units: ug/l

Prep Date: 09/29/25

Metal	RL	IDL	MDL	MB	
				raw	final
Calcium	100	4.5	32	9.9	<100
Magnesium	100	24	40	4.9	<100
Sodium	500	33	120	-38	<500

Associated samples MP31721: DA75444-1A, DA75444-2A, DA75444-3A, DA75444-4A, DA75444-5A, DA75444-6A, DA75444-7A, DA75444-8A, DA75444-9A, DA75444-10A, DA75444-11A, DA75444-12A

Results < IDL are shown as zero for calculation purposes  
(\* ) Outside of QC limits  
(anr) Analyte not requested

MATRIX SPIKE AND DUPLICATE RESULTS SUMMARY

Login Number: DA75444  
 Account: ALMS - SGS Wheat Ridge, CO  
 Project: CHEVRCOG: TASMCOA:Cache 8-13,24,34,Cornish 8-53

QC Batch ID: MP31721  
 Matrix Type: AQUEOUS

Methods: SW846 6010C  
 Units: ug/l

Prep Date: 09/29/25

Metal	DA75444-10A		RPD	QC Limits
	Original	DUP		
Calcium	44500	43700	1.8	0-20
Magnesium	7760	7600	2.1	0-20
Sodium	24000	24100	0.4	0-20

Associated samples MP31721: DA75444-1A, DA75444-2A, DA75444-3A, DA75444-4A, DA75444-5A, DA75444-6A, DA75444-7A, DA75444-8A, DA75444-9A, DA75444-10A, DA75444-11A, DA75444-12A

Results < IDL are shown as zero for calculation purposes  
 (\*) Outside of QC limits  
 (N) Matrix Spike Rec. outside of QC limits  
 (anr) Analyte not requested

10.1.2  
 10

SPIKE BLANK AND LAB CONTROL SAMPLE SUMMARY

Login Number: DA75444  
 Account: ALMS - SGS Wheat Ridge, CO  
 Project: CHEVRCOG: TASMCOA:Cache 8-13,24,34,Cornish 8-53

QC Batch ID: MP31721  
 Matrix Type: AQUEOUS

Methods: SW846 6010C  
 Units: ug/l

Prep Date: 09/29/25

Metal	BSP Result	Spikelot LA29BSPIKE	% Rec	QC Limits
Calcium	4360	4000	109.0	80-120
Magnesium	2180	2000	109.0	80-120
Sodium	105000	100000	105.0	80-120

Associated samples MP31721: DA75444-1A, DA75444-2A, DA75444-3A, DA75444-4A, DA75444-5A, DA75444-6A, DA75444-7A, DA75444-8A, DA75444-9A, DA75444-10A, DA75444-11A, DA75444-12A

Results < IDL are shown as zero for calculation purposes  
 (\*) Outside of QC limits  
 (anr) Analyte not requested

10.1.3  
 10

Misc. Forms

---

Custody Documents and Other Forms

(SGS Dayton, NJ)

---

Includes the following where applicable:

- Chain of Custody





## SGS Sample Receipt Summary

Job Number: da75444

Client: \_\_\_\_\_

Project: \_\_\_\_\_

Date / Time Received: 9/20/2025 9:30:00 AM

Delivery Method: FED EX

Airbill #s: 7444 9078 6539

Cooler Temps (Raw Measured) °C: Cooler 1: (2.0);

Cooler Temps (Corrected) °C: Cooler 1: (2.1);

**Cooler Security**

Y or N

Y or N

- |                           |                                     |                          |                       |                                     |                          |
|---------------------------|-------------------------------------|--------------------------|-----------------------|-------------------------------------|--------------------------|
| 1. Custody Seals Present: | <input checked="" type="checkbox"/> | <input type="checkbox"/> | 3. COC Present:       | <input checked="" type="checkbox"/> | <input type="checkbox"/> |
| 2. Custody Seals Intact:  | <input checked="" type="checkbox"/> | <input type="checkbox"/> | 4. SmpI Dates/Time OK | <input checked="" type="checkbox"/> | <input type="checkbox"/> |

**Cooler Temperature**

Y or N

- |                              |                                     |                          |
|------------------------------|-------------------------------------|--------------------------|
| 1. Temp criteria achieved:   | <input checked="" type="checkbox"/> | <input type="checkbox"/> |
| 2. Cooler temp verification: | <u>IR-50</u>                        |                          |
| 3. Cooler media:             | <u>Ice (Bag)</u>                    |                          |
| 4. No. Coolers:              | <u>1</u>                            |                          |

**Quality Control Preservation**

Y or N

N/A

- |                                 |                                     |                                     |                                     |
|---------------------------------|-------------------------------------|-------------------------------------|-------------------------------------|
| 1. Trip Blank present / cooler: | <input type="checkbox"/>            | <input checked="" type="checkbox"/> | <input type="checkbox"/>            |
| 2. Trip Blank listed on COC:    | <input type="checkbox"/>            | <input checked="" type="checkbox"/> | <input type="checkbox"/>            |
| 3. Samples preserved properly:  | <input checked="" type="checkbox"/> | <input type="checkbox"/>            |                                     |
| 4. VOCs headspace free:         | <input type="checkbox"/>            | <input type="checkbox"/>            | <input checked="" type="checkbox"/> |

**Sample Integrity - Documentation**

Y or N

- |  |                                     |                          |
|--|-------------------------------------|--------------------------|
| 1. Sample labels present on bottles:   | <input checked="" type="checkbox"/> | <input type="checkbox"/> |
| 2. Container labeling complete:        | <input checked="" type="checkbox"/> | <input type="checkbox"/> |
| 3. Sample container label / COC agree: | <input checked="" type="checkbox"/> | <input type="checkbox"/> |

**Sample Integrity - Condition**

Y or N

- |                                  |                                     |                          |
|----------------------------------|-------------------------------------|--------------------------|
| 1. Sample recvd within HT:       | <input checked="" type="checkbox"/> | <input type="checkbox"/> |
| 2. All containers accounted for: | <input checked="" type="checkbox"/> | <input type="checkbox"/> |
| 3. Condition of sample:          | <u>Intact</u>                       |                          |

**Sample Integrity - Instructions**

Y or N

N/A

- |   |                                     |                                     |                                     |
|---|-------------------------------------|-------------------------------------|-------------------------------------|
| 1. Analysis requested is clear:           | <input checked="" type="checkbox"/> | <input type="checkbox"/>            |                                     |
| 2. Bottles received for unspecified tests | <input type="checkbox"/>            | <input checked="" type="checkbox"/> |                                     |
| 3. Sufficient volume recvd for analysis:  | <input checked="" type="checkbox"/> | <input type="checkbox"/>            |                                     |
| 4. Compositing instructions clear:        | <input type="checkbox"/>            | <input type="checkbox"/>            | <input checked="" type="checkbox"/> |
| 5. Filtering instructions clear:          | <input type="checkbox"/>            | <input type="checkbox"/>            | <input checked="" type="checkbox"/> |

Test Strip Lot #s:	pH 1-12: <u>231619</u>	pH 12+: <u>203117A</u>	Other: (Specify) _____
--------------------	------------------------	------------------------	------------------------

Comments

SM089-03  
Rev. Date 12/7/17

11.1  
11

General Chemistry

QC Data Summaries

(SGS Dayton, NJ)

Includes the following where applicable:

- Method Blank and Blank Spike Summaries
- Duplicate Summaries
- Matrix Spike Summaries

METHOD BLANK AND SPIKE RESULTS SUMMARY  
GENERAL CHEMISTRY

Login Number: DA75444  
Account: ALMS - SGS Wheat Ridge, CO  
Project: CHEVR COG: TASMCOA:Cache 8-13,24,34,Cornish 8-53

Analyte	Batch ID	RL	MB Result	Units	Spike Amount	BSP Result	BSP %Recov	QC Limits
Chromium, Hexavalent	GP64687/GN74923	0.40	0.0	mg/kg	40	39.7	99.3	80-120%
Chromium, Hexavalent	GP64687/GN74923			mg/kg	914	804	88.0	80-120%

Associated Samples:

Batch GP64687: DA75444-1, DA75444-2, DA75444-3, DA75444-4, DA75444-5, DA75444-6, DA75444-7, DA75444-8, DA75444-9, DA75444-10, DA75444-11, DA75444-12

(\*) Outside of QC limits

12.1  
12

DUPLICATE RESULTS SUMMARY  
GENERAL CHEMISTRY

Login Number: DA75444  
Account: ALMS - SGS Wheat Ridge, CO  
Project: CHEVR COG: TASMCOA:Cache 8-13,24,34,Cornish 8-53

Analyte	Batch ID	QC Sample	Units	Original Result	DUP Result	RPD	QC Limits
Chromium, Hexavalent	GP64687/GN74923	DA75440-14	mg/kg	0.35	0.34	2.9	0-20%

Associated Samples:

Batch GP64687: DA75444-1, DA75444-2, DA75444-3, DA75444-4, DA75444-5, DA75444-6, DA75444-7, DA75444-8, DA75444-9, DA75444-10, DA75444-11, DA75444-12  
(\* ) Outside of QC limits

12.2  
12

MATRIX SPIKE RESULTS SUMMARY  
GENERAL CHEMISTRY

Login Number: DA75444  
Account: ALMS - SGS Wheat Ridge, CO  
Project: CHEVRCOG: TASMCOA:Cache 8-13,24,34,Cornish 8-53

Analyte	Batch ID	QC Sample	Units	Original Result	Spike Amount	MS Result	%Rec	QC Limits
Chromium, Hexavalent	GP64687/GN74923	DA75440-14	mg/kg	0.35	42.6	18.6	42.9N(a)	75-125%
Chromium, Hexavalent	GP64687/GN74923	DA75440-14	mg/kg	0.35	1080	1090	100.9(b)	75-125%

Associated Samples:

Batch GP64687: DA75444-1, DA75444-2, DA75444-3, DA75444-4, DA75444-5, DA75444-6, DA75444-7, DA75444-8, DA75444-9, DA75444-10, DA75444-11, DA75444-12

(\*) Outside of QC limits

(N) Matrix Spike Rec. outside of QC limits

(a) Soluble XCR matrix spike recovery indicates possible matrix interference. Good post spike recovery (106%) on this sample.

(b) Good recovery on insoluble XCR matrix spike. See additional comments on soluble matrix spike recovery.

12.3  
12

Misc. Forms

---

Custody Documents and Other Forms

(SGS Scott, LA)

---

Includes the following where applicable:

- Chain of Custody



**CHAIN OF CUSTODY**  
 SGS North America Inc. - Wheat Ridge  
 4036 Youngfield Street, Wheat Ridge, CO 80033  
 TEL: 303-425-6021 FAX: 303-425-6854  
 www.sgs.com/ehsusa

Client / Reporting Information		Project Information		Requested Analysis ( see TEST CODE sheet)										Matrix Codes	
Company Name: <b>SGS North America Inc.</b>		Project Name: <b>TASMCOA:Cache 8-13,24,34,Carnish 8-53</b>												DW - Drinking Water GW - Ground Water WW - Water SW - Surface Water SO - Soil SL - Sludge SED - Sediment CR - Oil LIQ - Other Liquid AIR - Air SOL - Other Solid WP - Wipe FB - Field Blank EB - Equipment Blank RB - Rinse Blank TB - Trip Blank	
Street Address: <b>4036 Youngfield Street</b>		Street:													
City: <b>Wheat Ridge, CO 8003</b>		Billing Information ( if different from Report to)													
Project Contact: <b>parna.eskandaripayandeh@sgs.com</b>		Project #:													
Phone #: <b>303-425-6021</b>		Client Purchase Order #:													
Sample(s) Name(s): <b>SW</b>		Project Manager:													
Turnaround Time ( Business days)		Approved By (SGS PM): / Date:		Data Deliverable Information										Comments / Special Instructions	
<input type="checkbox"/> Standard 10 Day (business) <input type="checkbox"/> 5 Business Days RUSH <input type="checkbox"/> 3 Business Days RUSH <input type="checkbox"/> 2 Business Days RUSH <input type="checkbox"/> 1 Business Day EMERGENCY <input checked="" type="checkbox"/> other <b>Due 9/29/2025</b> <small>Emergency &amp; Rush T/A data available via Lablink. Approval needed for RUSH/Emergency TAT.</small>				<input type="checkbox"/> Commercial "A" ( Level 1) <input type="checkbox"/> Commercial "B" ( Level 2) <input type="checkbox"/> REDT1 ( Level 3) <input type="checkbox"/> FULT1 ( Level 4) <input type="checkbox"/> Commercial "C" <input type="checkbox"/> State Forms <input type="checkbox"/> EDD Format <input type="checkbox"/> Other <input checked="" type="checkbox"/> CC <small>Commercial "A" = Results Only          Commercial "B" = Results + QC Summary          Commercial "C" = Results + QC Summary + Partial Raw data</small>										<b>WS-104 VS (9)</b> <b>YL-58 (7DS)</b>	
<b>Sample Custody must be documented below each time samples change possession, including courier delivery.</b>															
Relinquished by Sampler: <b>JA</b>		Date Time: <b>9-20-25 3:00</b>		Received By: <b>SWC</b>		Date Time: <b>9-25-25 3:00</b>		Received By: <b>D.A.</b>							
Relinquished by: <b>JA</b>		Date Time: <b>9-20-25</b>		Received By: <b>SWC</b>		Date Time: <b>9-25-25</b>		Received By: <b>D.A.</b>							
Relinquished by:		Date Time:		Received By:		Date Time:		Received By:		Custody Seal # <b>CS COOLER</b> <input checked="" type="checkbox"/> Intact <input type="checkbox"/> Not intact Preserved where applicable <b>DA</b> Therm ID: <b>TR004</b> On Ice <input checked="" type="checkbox"/> Cooler Temp. <b>1.8</b> <b>1.4</b> <b>1.2</b> <b>1.0</b> <b>2.1</b>					

DA75444: Chain of Custody  
 Page 1 of 9  
 SGS Scott, LA

131  
13



**CHAIN OF CUSTODY**  
 SGS North America Inc. - Wheat Ridge  
 4036 Youngfield Street, Wheat Ridge, CO 80033  
 TEL: 303-425-6021 FAX: 303-425-6854  
 www.sgs.com/ehsusa

Client / Reporting Information		Project Information		Requested Analysis ( see TEST CODE sheet)										Matrix Codes	
Company Name: <b>SGS North America Inc.</b>		Project Name: TASMCOA/Cache 5-13,24,34,Carnish 5-53												DW - Drinking Water GW - Ground Water	
Street Address: <b>4036 Youngfield Street</b>		Street:												WW - Water SW - Surface Water SO - Soil SL - Sludge SED - Sediment	
City: <b>Wheat Ridge, CO 8003</b>		City: <b>Wheat Ridge, CO</b>												Or - Oil LIQ - Other Liquid AIR - Air SOL - Other Solid WP - Wipe FB - Field Blank EB - Equipment Blank RB - Rinse Blank TB - Trip Blank	
Project Contact: <b>parna.eskandaripayandeh@sgs.com</b>		Project #:													
Phone #: <b>303-425-6021</b>		Client Purchase Order #:													
Sampler(s) Name(s): <b>SW</b>		Project Manager:													
Turnaround Time ( Business days)		Approved By (SGS PM) / Date:		Data Deliverable Information										Comments / Special Instructions	
<input type="checkbox"/> Standard 10 Day (business) <input type="checkbox"/> 5 Business Days RUSH <input type="checkbox"/> 3 Business Days RUSH <input type="checkbox"/> 2 Business Days RUSH <input type="checkbox"/> 1 Business Day EMERGENCY <input checked="" type="checkbox"/> other <b>Due 9/29/2025</b>				<input type="checkbox"/> Commercial "A" ( Level 1 ) <input type="checkbox"/> State Forms <input type="checkbox"/> Commercial "B" ( Level 2 ) <input type="checkbox"/> EDD Format <input type="checkbox"/> REDT1 ( Level 3 ) <input type="checkbox"/> Other <input type="checkbox"/> FULL1 ( Level 4 ) <input type="checkbox"/> Commercial "C" <input checked="" type="checkbox"/> CC											
Emergency & Rush T/A data available via Lablink. Approval needed for RUSH/Emergency TAT		Commercial "A" = Results Only Commercial "B" = Results + QC Summary Commercial "C" = Results + QC Summary + Partial Raw data										<a href="http://www.sgs.com/en/terms-and-conditions">http://www.sgs.com/en/terms-and-conditions</a>			
<b>Sample Custody must be documented below each time samples change possession, including courier delivery.</b>															
Relinquished by Sampler: <b>1</b>		Date Time: <b>9/19/25</b>		Received By: <b>SWC</b>		Date Time: <b>9/19/25 2:00</b>		Relinquished By: <b>2</b>		Date Time:		Received By: <b>DA</b>			
Relinquished by Sampler: <b>3</b>		Date Time: <b>9/24/25 3:00</b>		Received By: <b>Renue Sam</b>		Date Time: <b>9/24/25 8:15</b>		Relinquished By: <b>4</b>		Date Time:		Received By: <b>4</b>			
Relinquished by: <b>5</b>		Date Time:		Received By: <b>5</b>		Date Time:		Relinquished By: <b>5</b>		Date Time:		Received By: <b>5</b>			
Customer Seal: <b>DS/Code</b>		Intact: <input type="checkbox"/>		Not intact: <input type="checkbox"/>		Preserved where applicable: <input type="checkbox"/>		Therm. ID: <b>IPose</b>		On Ice: <input checked="" type="checkbox"/>		Cooler Temp: <b>1.8, 1.4, 1.2, 2.1, 1.6</b>			

13.1  
13



Printed on:  
19 SEP 12:19

SOUTHWEST AIRLINES

526 DEN 2963 8696

1 OF 5  
# OF DG 5

LOT WT 395 LB  
(179.2 KG)

DEN WN 2294 19 SEP 13:20



STN FLT DATE FID LOT 01

PC ID: 0001  
PC WT: 79LB

526 29638696 0001

**HOU**

**MFG**

SOUTHWEST AIRLINES

Printed on:  
19 SEP 12:19  
526 DEN 2963 8696



**1100**

PC#	DG	LOT WT
2 CF	5 G	395 LB (179.2 KG)

DEN WIN 2294 19 SEP 13:20

STN FLT DATE ETD LOT 01



**NEG**

PC-ID: 0002  
PC-WT: 79LB

SOUTHWEST AIRLINES

Printed on:  
19 SEP 12:18  
526 DEN 2963 8696



PC#	DG	LOT WT		
		3 OF 5	G	395 LB (179.2 KG)
DEN WN 2294 19 SEP 13:20				
STN	FLT	DATE	ETD	LOT 01

1100



PC ID: 0003  
PC WT: 79LB  
526 29638696 0003

NFG

SOUTHWEST AIRLINES

Printed on:  
19 SEP 12:19

526 DEN 2963 8696



**HOU**

PC#	DG	LOT WT
4 OF 5	G	395 LB (179.2 KG)

DEN WN 2294 19 SEP 13:20

STN FLT DATE ETD LOT 01



PC ID: 0004  
PC WT: 79LB  
526 29638696 0004

**MFG**

Printed on:  
19 SEP 12:19

SOUTHWEST AIRLINES

526 DEN 2963 8696

PC#	DG	LOT WT
5 OF 5	G	395 LB (179.2 KG)

**HOU**

DEN WN 2963 19 SEP 13:20

STN FLT DATE ETD LOT 01

**MFG**

PC ID: 0005  
PC WT: 79LB  
526 29638696 0005

Southwest  
Cargo

526 DEN 29638696 526 - 29638696

Shipper's Name and Address  
 PRECISION AIR CARGO  
 P.O. BOX 5688  
 DENVER, CO 80217  
 US +1 (303) 516-0120

Shipper's Account Number  
 30495 - 1

Not Negotiable / Issued by  
  
 52629638696 swacargo.com (800) 533-1222

**Southwest**  
 Cargo

Consignee's Name and Address  
 SGS  
 10175 HARWIN DRIVE  
 HOUSTON, TX 77036  
 US +1 (281) 881-1457

Consignee's Account Number  
 RA

Copies 1, 2 and 3 of this Air Waybill are originals and have the same validity.  
 Received in Good Order & Condition at:  
 HOU - 5 pcs 09/19/2025 23:31 CDT by DUSTIN ANTHONY

Issuing Carrier's Agent Name and City  
 Service Level - N

Accounting Information

Agents IATA Code  
 Account No.

Airport of Departure (Addr. of First Carrier) and Requested Routing  
 DENVER

To By First Carrier To By  
 HOU SOUTHWEST AIRLINES

Airport of Destination Flight Date  
 HOU WNZ234 / 19SEP

Declared Value for Customs  
 Currency Code USD  
 Declared Value for Carriage NVD  
 Other Charges X  
 Insurance X

Amount of Insurance  
 INSURANCE - If carrier offers insurance, and such insurance is requested in accordance with the conditions thereof, indicate amount to be insured in figures in box marked "Amount of Insurance".

HANDLING INFORMATION - FIVE COOLER HAS ICE IN IT

No. of Pcs	Gross Weight	Rate Class	Commodity Item No.	Chargeable Weight	Rate / Charge	Total	Nature and Quantity of Goods (Inc. Dimensions or Volume)
5	395	B	0000	395	As Agreed	*****	SOIL/WATER/AIR SAMPLES DIMS IN INCHES: 5 = 13 X 15 X 23
5	395					*****	SCI

Other Charges and Description  
 MYC 0.00 SCC 0.00  
 P. Receipt: DT 9/19/25 23:00  
 Receipt: DT 9/20/25 03:00

Shipper certifies that the particulars on the face hereof are correct and that insofar as any part of the consignment contains dangerous goods, such part is properly described by name and is in proper condition for carriage by air according to the applicable Dangerous Goods Regulations. I consent that this shipment shall be subject to search by the Carrier.

RODERICK KAMIL LEE  
 Signature of Shipper or his Agent

Total Other Charges Due Agent  
 Total Other Charges Due Carrier  
 Total Freight  
 Total Collect

Currency Conversion Rate  
 DEN

Executed on (date and time)  
 09/19/2025 12:18 MDT

Charges at Destination  
 At (place)  
 DEN

Signature of Issuing Carrier or its Agent  
 E81162

For Carrier Use only at Destination  
 Total Collect Charges  
 526 - 29638696

COPY 4 (DELIVERY RECEIPT)

## SGS Sample Receipt Summary

**Job Number:** da75444      **Client:** SGS CO      **Project:** TASMCOA CACHE 8-13,24,34, CARNISH  
**Date / Time Received:** 9/20/2025      **Delivery Method:** THWEST AIRLINES CAI      **Airbill #'s:** 52629638696 0001-0005

**Cooler Temps (Raw Measured) °C:**

**Cooler Temps (Corrected) °C:**

<u>Cooler Security</u>	<u>Y</u>	<u>or</u>	<u>N</u>		<u>Y</u>	<u>or</u>	<u>N</u>
1. Custody Seals Present:	<input checked="" type="checkbox"/>		<input type="checkbox"/>	3. COC Present:	<input checked="" type="checkbox"/>		<input type="checkbox"/>
2. Custody Seals Intact:	<input checked="" type="checkbox"/>		<input type="checkbox"/>	4. Smpl Dates/Time OK	<input checked="" type="checkbox"/>		<input type="checkbox"/>

<u>Cooler Temperature</u>	<u>Y</u>	<u>or</u>	<u>N</u>
1. Temp criteria achieved:	<input checked="" type="checkbox"/>		<input type="checkbox"/>
2. Cooler temp verification:	IR Gun		
3. Cooler media:	_____		
4. No. Coolers:	_____		

<u>Quality Control Preservation</u>	<u>Y</u>	<u>or</u>	<u>N</u>	<u>N/A</u>
1. Trip Blank present / cooler:	<input type="checkbox"/>		<input type="checkbox"/>	<input type="checkbox"/>
2. Trip Blank listed on COC:	<input type="checkbox"/>		<input type="checkbox"/>	<input type="checkbox"/>
3. Samples preserved properly:	<input checked="" type="checkbox"/>		<input type="checkbox"/>	
4. VOCs headspace free:	<input type="checkbox"/>		<input type="checkbox"/>	<input type="checkbox"/>

<u>Sample Integrity - Documentation</u>	<u>Y</u>	<u>or</u>	<u>N</u>
1. Sample labels present on bottles:	<input checked="" type="checkbox"/>		<input type="checkbox"/>
2. Container labeling complete:	<input checked="" type="checkbox"/>		<input type="checkbox"/>
3. Sample container label / COC agree:	<input checked="" type="checkbox"/>		<input type="checkbox"/>

<u>Sample Integrity - Condition</u>	<u>Y</u>	<u>or</u>	<u>N</u>
1. Sample recvd within HT:	<input checked="" type="checkbox"/>		<input type="checkbox"/>
2. All containers accounted for:	<input checked="" type="checkbox"/>		<input type="checkbox"/>
3. Condition of sample:	Broken / Leaking _____		

<u>Sample Integrity - Instructions</u>	<u>Y</u>	<u>or</u>	<u>N</u>	<u>N/A</u>
1. Analysis requested is clear:	<input checked="" type="checkbox"/>		<input type="checkbox"/>	
2. Bottles received for unspecified tests	<input type="checkbox"/>		<input checked="" type="checkbox"/>	
3. Sufficient volume recvd for analysis:	<input checked="" type="checkbox"/>		<input type="checkbox"/>	
4. Compositing instructions clear:	<input type="checkbox"/>		<input type="checkbox"/>	<input checked="" type="checkbox"/>
5. Filtering instructions clear:	<input type="checkbox"/>		<input type="checkbox"/>	<input checked="" type="checkbox"/>

Test Strip Lot #s:	pH 1-12: _____	pH 12+: _____	Other: (Specify) _____
--------------------	----------------	---------------	------------------------

Comments RECEIVED 1 BROKEN 4OZ FOR FRCTION #7 SEP02-FL@3 9/18/25 @1213.

SM089-03  
Rev. Date 12/7/17

13.1  
13

General Chemistry

QC Data Summaries

(SGS Scott, LA)

Includes the following where applicable:

- Method Blank and Blank Spike Summaries
- Duplicate Summaries
- Matrix Spike Summaries

METHOD BLANK AND SPIKE RESULTS SUMMARY  
GENERAL CHEMISTRY

Login Number: DA75444  
Account: ALMS - SGS Wheat Ridge, CO  
Project: CHEVRCOG: TASMCOA:Cache 8-13,24,34,Cornish 8-53

Analyte	Batch ID	RL	MB Result	Units	Spike Amount	BSP Result	BSP %Recov	QC Limits
Specific Conductivity	GN34614			mmhos/cm	xxxxxxx	1.4	99.3	90-110%
pH	GN34578			su	xxxxxxx	7.00	100.0	99.1-100.9%
pH	GN34579			su	xxxxxxx	7.02	100.3	99.1-100.9%

Associated Samples:

Batch GN34578: DA75444-1, DA75444-2, DA75444-3, DA75444-4, DA75444-5, DA75444-6, DA75444-7, DA75444-8, DA75444-9, DA75444-10, DA75444-11

Batch GN34579: DA75444-12

Batch GN34614: DA75444-1, DA75444-2, DA75444-3, DA75444-4, DA75444-5, DA75444-6, DA75444-7, DA75444-8, DA75444-9, DA75444-10, DA75444-11, DA75444-12

(\*) Outside of QC limits

14.1  
14

DUPLICATE RESULTS SUMMARY  
GENERAL CHEMISTRY

Login Number: DA75444  
Account: ALMS - SGS Wheat Ridge, CO  
Project: CHEVR COG: TASMCOA:Cache 8-13,24,34,Cornish 8-53

Analyte	Batch ID	QC Sample	Units	Original Result	DUP Result	RPD	QC Limits
Specific Conductivity	GN34614	DA75444-12	mmhos/cm	0.32	0.32	2.0	0-10%
Specific Conductivity	GN34614	DA75444-10	mmhos/cm	0.21	0.22	4.3	0-10%
pH	GN34578	DA75444-2	su	8.82	8.81	0.1	0-20%
pH	GN34579	DA75444-12	su	8.33	8.32	0.1	0-20%

Associated Samples:

Batch GN34578: DA75444-1, DA75444-2, DA75444-3, DA75444-4, DA75444-5, DA75444-6, DA75444-7, DA75444-8, DA75444-9, DA75444-10, DA75444-11

Batch GN34579: DA75444-12

Batch GN34614: DA75444-1, DA75444-2, DA75444-3, DA75444-4, DA75444-5, DA75444-6, DA75444-7, DA75444-8, DA75444-9, DA75444-10, DA75444-11, DA75444-12

(\* ) Outside of QC limits

14.2  
14