

Chevron - CO

Sample Delivery Group: L1887587
Samples Received: 08/12/2025
Project Number: C023-125
Description: Cornelius 63N65W 11SWNW

Report To: Dan Peterson
2115 117th Avenue
Greeley, CO 80631

Entire Report Reviewed By:



Chris Ward
Project Manager

Results relate only to the items tested or calibrated and are reported as rounded values. This test report shall not be reproduced, except in full, without written approval of the laboratory. Where applicable, sampling conducted by Pace Analytical National is performed per guidance provided in laboratory standard operating procedures ENV-SOP-MTJL-0067 and ENV-SOP-MTJL-0068. Where sampling conducted by the customer, results relate to the accuracy of the information provided, and as the samples are received.

Pace Analytical National

12065 Lebanon Rd Mount Juliet, TN 37122 615-758-5858 800-767-5859 mydata.pacelabs.com

TABLE OF CONTENTS

Cp: Cover Page	1	
Tc: Table of Contents	2	
Ss: Sample Summary	3	
Cn: Case Narrative	4	
Sr: Sample Results	5	
MW-1 L1887587-01	5	
MW-2 L1887587-02	6	
MW-3 L1887587-03	7	
MW-4 L1887587-04	8	
MW-5 L1887587-05	9	
Qc: Quality Control Summary	10	
Gravimetric Analysis by Method 2540 C-2011	10	
Wet Chemistry by Method 9056A	12	
Volatile Organic Compounds (GC/MS) by Method 8260D	15	
Gl: Glossary of Terms	16	
Al: Accreditations & Locations	17	
Sc: Sample Chain of Custody	18	

SAMPLE SUMMARY

MW-1 L1887587-01

Collected by Elizabeth Naka
 Collected date/time 08/11/25 13:10
 Received date/time 08/12/25 08:00

Method	Batch	Dilution	Preparation date/time	Analysis date/time	Analyst	Location
Gravimetric Analysis by Method 2540 C-2011	WG2582251	1	08/18/25 16:44	08/18/25 17:46	AMG	Mt. Juliet, TN
Wet Chemistry by Method 9056A	WG2578757	5	08/22/25 23:11	08/22/25 23:11	ZSA	Mt. Juliet, TN
Volatile Organic Compounds (GC/MS) by Method 8260D	WG2579369	1	08/14/25 00:05	08/14/25 00:05	DYW	Mt. Juliet, TN

1 Cp

2 Tc

3 Ss

4 Cn

5 Sr

6 Qc

7 Gl

8 Al

9 Sc

MW-2 L1887587-02

Collected by Elizabeth Naka
 Collected date/time 08/11/25 13:45
 Received date/time 08/12/25 08:00

Method	Batch	Dilution	Preparation date/time	Analysis date/time	Analyst	Location
Gravimetric Analysis by Method 2540 C-2011	WG2581817	1	08/18/25 17:20	08/18/25 17:20	AMG	Mt. Juliet, TN
Wet Chemistry by Method 9056A	WG2578757	5	08/22/25 23:38	08/22/25 23:38	ZSA	Mt. Juliet, TN
Volatile Organic Compounds (GC/MS) by Method 8260D	WG2579369	1	08/14/25 00:24	08/14/25 00:24	DYW	Mt. Juliet, TN

MW-3 L1887587-03

Collected by Elizabeth Naka
 Collected date/time 08/11/25 14:05
 Received date/time 08/12/25 08:00

Method	Batch	Dilution	Preparation date/time	Analysis date/time	Analyst	Location
Gravimetric Analysis by Method 2540 C-2011	WG2582251	1	08/18/25 16:44	08/18/25 17:46	AMG	Mt. Juliet, TN
Wet Chemistry by Method 9056A	WG2578757	5	08/23/25 00:05	08/23/25 00:05	ZSA	Mt. Juliet, TN
Volatile Organic Compounds (GC/MS) by Method 8260D	WG2579369	1	08/14/25 00:43	08/14/25 00:43	DYW	Mt. Juliet, TN

MW-4 L1887587-04

Collected by Elizabeth Naka
 Collected date/time 08/11/25 14:25
 Received date/time 08/12/25 08:00

Method	Batch	Dilution	Preparation date/time	Analysis date/time	Analyst	Location
Gravimetric Analysis by Method 2540 C-2011	WG2582251	1	08/18/25 16:44	08/18/25 17:46	AMG	Mt. Juliet, TN
Wet Chemistry by Method 9056A	WG2578757	5	08/23/25 00:32	08/23/25 00:32	ZSA	Mt. Juliet, TN
Volatile Organic Compounds (GC/MS) by Method 8260D	WG2579369	1	08/14/25 01:02	08/14/25 01:02	DYW	Mt. Juliet, TN

MW-5 L1887587-05

Collected by Elizabeth Naka
 Collected date/time 08/11/25 14:45
 Received date/time 08/12/25 08:00

Method	Batch	Dilution	Preparation date/time	Analysis date/time	Analyst	Location
Gravimetric Analysis by Method 2540 C-2011	WG2582251	1	08/18/25 16:44	08/18/25 17:46	AMG	Mt. Juliet, TN
Wet Chemistry by Method 9056A	WG2578759	5	08/20/25 13:35	08/20/25 13:35	ZSA	Mt. Juliet, TN
Volatile Organic Compounds (GC/MS) by Method 8260D	WG2579369	1	08/14/25 01:21	08/14/25 01:21	DYW	Mt. Juliet, TN

CASE NARRATIVE

All sample aliquots were received at the correct temperature, in the proper containers, with the appropriate preservatives, and within method specified holding times, unless qualified or notated within the report. Where applicable, all MDL (LOD) and RDL (LOQ) values reported for environmental samples have been corrected for the dilution factor used in the analysis. All Method and Batch Quality Control are within established criteria except where addressed in this case narrative, a non-conformance form or properly qualified within the sample results. By my digital signature below, I affirm to the best of my knowledge, all problems/anomalies observed by the laboratory as having the potential to affect the quality of the data have been identified by the laboratory, and no information or data have been knowingly withheld that would affect the quality of the data.



Chris Ward
Project Manager

¹ Cp

² Tc

³ Ss

⁴ Cn

⁵ Sr

⁶ Qc

⁷ Gl

⁸ Al

⁹ Sc

Gravimetric Analysis by Method 2540 C-2011

Analyte	Result	Qualifier	RDL	Dilution	Analysis	Batch
	mg/l		mg/l		date / time	
Dissolved Solids	1560		50.0	1	08/18/2025 17:46	WG2582251

Wet Chemistry by Method 9056A

Analyte	Result	Qualifier	MDL	RDL	Dilution	Analysis	Batch
	mg/l		mg/l	mg/l		date / time	
Chloride	292		2.74	5.00	5	08/22/2025 23:11	WG2578757
Sulfate	433		3.18	25.0	5	08/22/2025 23:11	WG2578757

Volatile Organic Compounds (GC/MS) by Method 8260D

Analyte	Result	Qualifier	MDL	RDL	Dilution	Analysis	Batch
	ug/l		ug/l	ug/l		date / time	
Benzene	U		0.320	1.00	1	08/14/2025 00:05	WG2579369
Toluene	U		0.274	1.00	1	08/14/2025 00:05	WG2579369
Ethylbenzene	U		0.234	1.00	1	08/14/2025 00:05	WG2579369
Xylenes, Total	U		0.319	3.00	1	08/14/2025 00:05	WG2579369
Naphthalene	U	C3	2.64	5.00	1	08/14/2025 00:05	WG2579369
1,2,4-Trimethylbenzene	U		0.274	2.00	1	08/14/2025 00:05	WG2579369
1,3,5-Trimethylbenzene	U		0.266	1.00	1	08/14/2025 00:05	WG2579369
(S) Toluene-d8	104			80.0-120		08/14/2025 00:05	WG2579369
(S) 4-Bromofluorobenzene	91.0			77.0-126		08/14/2025 00:05	WG2579369
(S) 1,2-Dichloroethane-d4	109			70.0-130		08/14/2025 00:05	WG2579369

- 1 Cp
- 2 Tc
- 3 Ss
- 4 Cn
- 5 Sr
- 6 Qc
- 7 Gl
- 8 Al
- 9 Sc

Gravimetric Analysis by Method 2540 C-2011

Analyte	Result	Qualifier	RDL	Dilution	Analysis	Batch
	mg/l		mg/l		date / time	
Dissolved Solids	1300		100	1	08/18/2025 17:20	WG2581817

Wet Chemistry by Method 9056A

Analyte	Result	Qualifier	MDL	RDL	Dilution	Analysis	Batch
	mg/l		mg/l	mg/l		date / time	
Chloride	271		2.74	5.00	5	08/22/2025 23:38	WG2578757
Sulfate	406		3.18	25.0	5	08/22/2025 23:38	WG2578757

Volatile Organic Compounds (GC/MS) by Method 8260D

Analyte	Result	Qualifier	MDL	RDL	Dilution	Analysis	Batch
	ug/l		ug/l	ug/l		date / time	
Benzene	U		0.320	1.00	1	08/14/2025 00:24	WG2579369
Toluene	U		0.274	1.00	1	08/14/2025 00:24	WG2579369
Ethylbenzene	U		0.234	1.00	1	08/14/2025 00:24	WG2579369
Xylenes, Total	U		0.319	3.00	1	08/14/2025 00:24	WG2579369
Naphthalene	U	C3	2.64	5.00	1	08/14/2025 00:24	WG2579369
1,2,4-Trimethylbenzene	U		0.274	2.00	1	08/14/2025 00:24	WG2579369
1,3,5-Trimethylbenzene	U		0.266	1.00	1	08/14/2025 00:24	WG2579369
(S) Toluene-d8	99.2			80.0-120		08/14/2025 00:24	WG2579369
(S) 4-Bromofluorobenzene	97.1			77.0-126		08/14/2025 00:24	WG2579369
(S) 1,2-Dichloroethane-d4	111			70.0-130		08/14/2025 00:24	WG2579369

1 Cp

2 Tc

3 Ss

4 Cn

5 Sr

6 Qc

7 Gl

8 Al

9 Sc

Gravimetric Analysis by Method 2540 C-2011

Analyte	Result	Qualifier	RDL	Dilution	Analysis	Batch
	mg/l		mg/l		date / time	
Dissolved Solids	1760		50.0	1	08/18/2025 17:46	WG2582251

Wet Chemistry by Method 9056A

Analyte	Result	Qualifier	MDL	RDL	Dilution	Analysis	Batch
	mg/l		mg/l	mg/l		date / time	
Chloride	327		2.74	5.00	5	08/23/2025 00:05	WG2578757
Sulfate	431		3.18	25.0	5	08/23/2025 00:05	WG2578757

Volatile Organic Compounds (GC/MS) by Method 8260D

Analyte	Result	Qualifier	MDL	RDL	Dilution	Analysis	Batch
	ug/l		ug/l	ug/l		date / time	
Benzene	U		0.320	1.00	1	08/14/2025 00:43	WG2579369
Toluene	U		0.274	1.00	1	08/14/2025 00:43	WG2579369
Ethylbenzene	11.2		0.234	1.00	1	08/14/2025 00:43	WG2579369
Xylenes, Total	19.2		0.319	3.00	1	08/14/2025 00:43	WG2579369
Naphthalene	U	<u>C3</u>	2.64	5.00	1	08/14/2025 00:43	WG2579369
1,2,4-Trimethylbenzene	167		0.274	2.00	1	08/14/2025 00:43	WG2579369
1,3,5-Trimethylbenzene	32.7		0.266	1.00	1	08/14/2025 00:43	WG2579369
(S) Toluene-d8	80.6			80.0-120		08/14/2025 00:43	WG2579369
(S) 4-Bromofluorobenzene	84.4			77.0-126		08/14/2025 00:43	WG2579369
(S) 1,2-Dichloroethane-d4	105			70.0-130		08/14/2025 00:43	WG2579369

1 Cp

2 Tc

3 Ss

4 Cn

5 Sr

6 Qc

7 Gl

8 Al

9 Sc

Gravimetric Analysis by Method 2540 C-2011

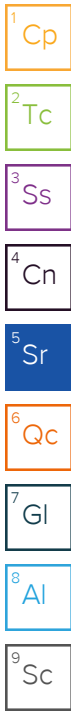
Analyte	Result	Qualifier	RDL	Dilution	Analysis date / time	Batch
Dissolved Solids	1990		100	1	08/18/2025 17:46	WG2582251

Wet Chemistry by Method 9056A

Analyte	Result	Qualifier	MDL	RDL	Dilution	Analysis date / time	Batch
Chloride	299		2.74	5.00	5	08/23/2025 00:32	WG2578757
Sulfate	433		3.18	25.0	5	08/23/2025 00:32	WG2578757

Volatile Organic Compounds (GC/MS) by Method 8260D

Analyte	Result	Qualifier	MDL	RDL	Dilution	Analysis date / time	Batch
Benzene	U		0.320	1.00	1	08/14/2025 01:02	WG2579369
Toluene	U		0.274	1.00	1	08/14/2025 01:02	WG2579369
Ethylbenzene	U		0.234	1.00	1	08/14/2025 01:02	WG2579369
Xylenes, Total	U		0.319	3.00	1	08/14/2025 01:02	WG2579369
Naphthalene	U	C3	2.64	5.00	1	08/14/2025 01:02	WG2579369
1,2,4-Trimethylbenzene	U		0.274	2.00	1	08/14/2025 01:02	WG2579369
1,3,5-Trimethylbenzene	U		0.266	1.00	1	08/14/2025 01:02	WG2579369
(S) Toluene-d8	97.0			80.0-120		08/14/2025 01:02	WG2579369
(S) 4-Bromofluorobenzene	95.9			77.0-126		08/14/2025 01:02	WG2579369
(S) 1,2-Dichloroethane-d4	107			70.0-130		08/14/2025 01:02	WG2579369



Gravimetric Analysis by Method 2540 C-2011

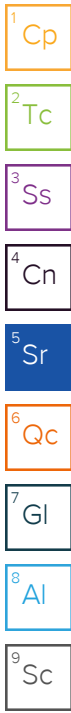
Analyte	Result	Qualifier	RDL	Dilution	Analysis date / time	Batch
Dissolved Solids	1760		100	1	08/18/2025 17:46	WG2582251

Wet Chemistry by Method 9056A

Analyte	Result	Qualifier	MDL	RDL	Dilution	Analysis date / time	Batch
Chloride	284		2.74	5.00	5	08/20/2025 13:35	WG2578759
Sulfate	461		3.18	25.0	5	08/20/2025 13:35	WG2578759

Volatile Organic Compounds (GC/MS) by Method 8260D

Analyte	Result	Qualifier	MDL	RDL	Dilution	Analysis date / time	Batch
Benzene	U		0.320	1.00	1	08/14/2025 01:21	WG2579369
Toluene	U		0.274	1.00	1	08/14/2025 01:21	WG2579369
Ethylbenzene	U		0.234	1.00	1	08/14/2025 01:21	WG2579369
Xylenes, Total	U		0.319	3.00	1	08/14/2025 01:21	WG2579369
Naphthalene	U	C3	2.64	5.00	1	08/14/2025 01:21	WG2579369
1,2,4-Trimethylbenzene	U		0.274	2.00	1	08/14/2025 01:21	WG2579369
1,3,5-Trimethylbenzene	U		0.266	1.00	1	08/14/2025 01:21	WG2579369
(S) Toluene-d8	92.2			80.0-120		08/14/2025 01:21	WG2579369
(S) 4-Bromofluorobenzene	90.6			77.0-126		08/14/2025 01:21	WG2579369
(S) 1,2-Dichloroethane-d4	107			70.0-130		08/14/2025 01:21	WG2579369



Method Blank (MB)

(MB) R4261223-1 08/18/25 17:20

Analyte	MB Result	MB Qualifier	MB MDL	MB RDL
Dissolved Solids	U		10.0	10.0

1 Cp

2 Tc

3 Ss

L1887587-02 Original Sample (OS) • Duplicate (DUP)

(OS) L1887587-02 08/18/25 17:20 • (DUP) R4261223-3 08/18/25 17:20

Analyte	Original Result	DUP Result	Dilution	DUP RPD	DUP Qualifier	DUP RPD Limits
Dissolved Solids	1300	1320	1	1.53		10

4 Cn

5 Sr

L1888079-01 Original Sample (OS) • Duplicate (DUP)

(OS) L1888079-01 08/18/25 17:20 • (DUP) R4261223-4 08/18/25 17:20

Analyte	Original Result	DUP Result	Dilution	DUP RPD	DUP Qualifier	DUP RPD Limits
Dissolved Solids	424	428	1	0.939		10

6 Qc

7 Gl

8 Al

Laboratory Control Sample (LCS)

(LCS) R4261223-2 08/18/25 17:20

Analyte	Spike Amount	LCS Result	LCS Rec.	Rec. Limits	LCS Qualifier
Dissolved Solids	8800	8580	97.5	90.0-110	

9 Sc

Method Blank (MB)

(MB) R4261159-1 08/18/25 17:46

Analyte	MB Result	MB Qualifier	MB MDL	MB RDL
Dissolved Solids	U		10.0	10.0

1 Cp

2 Tc

3 Ss

L1887509-05 Original Sample (OS) • Duplicate (DUP)

(OS) L1887509-05 08/18/25 17:46 • (DUP) R4261159-3 08/18/25 17:46

Analyte	Original Result	DUP Result	Dilution	DUP RPD	DUP Qualifier	DUP RPD Limits
Dissolved Solids	3370	3370	1	0.000		10

4 Cn

5 Sr

6 Qc

L1888053-01 Original Sample (OS) • Duplicate (DUP)

(OS) L1888053-01 08/18/25 17:46 • (DUP) R4261159-4 08/18/25 17:46

Analyte	Original Result	DUP Result	Dilution	DUP RPD	DUP Qualifier	DUP RPD Limits
Dissolved Solids	2660	2690	1	1.31		10

7 Gl

8 Al

9 Sc

Laboratory Control Sample (LCS)

(LCS) R4261159-2 08/18/25 17:46

Analyte	Spike Amount	LCS Result	LCS Rec.	Rec. Limits	LCS Qualifier
Dissolved Solids	8800	8650	98.3	90.0-110	

Method Blank (MB)

(MB) R4262864-1 08/22/25 12:39

Analyte	MB Result	MB Qualifier	MB MDL	MB RDL
Chloride	U		0.547	1.00
Sulfate	U		0.637	5.00

1 Cp

2 Tc

3 Ss

4 Cn

5 Sr

6 Qc

7 Gl

8 Al

9 Sc

L1887567-01 Original Sample (OS) • Duplicate (DUP)

(OS) L1887567-01 08/22/25 13:06 • (DUP) R4262864-3 08/22/25 13:20

Analyte	Original Result	DUP Result	Dilution	DUP RPD	DUP Qualifier	DUP RPD Limits
Chloride	86.2	86.7	5	0.554		15
Sulfate	820	827	5	0.835	FE	15

L1887567-01 Original Sample (OS) • Duplicate (DUP)

(OS) L1887567-01 08/22/25 13:47 • (DUP) R4262864-5 08/22/25 14:00

Analyte	Original Result	DUP Result	Dilution	DUP RPD	DUP Qualifier	DUP RPD Limits
Sulfate	772	742	50	4.00		15

L1887581-01 Original Sample (OS) • Duplicate (DUP)

(OS) L1887581-01 08/22/25 16:28 • (DUP) R4262864-6 08/22/25 16:41

Analyte	Original Result	DUP Result	Dilution	DUP RPD	DUP Qualifier	DUP RPD Limits
Chloride	59.9	60.2	1	0.579		15
Sulfate	107	107	1	0.600	FE	15

L1887581-01 Original Sample (OS) • Duplicate (DUP)

(OS) L1887581-01 08/22/25 17:21 • (DUP) R4262864-9 08/22/25 17:35

Analyte	Original Result	DUP Result	Dilution	DUP RPD	DUP Qualifier	DUP RPD Limits
Sulfate	99.3	98.5	10	0.851		15

Laboratory Control Sample (LCS)

(LCS) R4262864-2 08/22/25 12:53

Analyte	Spike Amount mg/l	LCS Result mg/l	LCS Rec. %	Rec. Limits %	<u>LCS Qualifier</u>
Chloride	40.0	39.0	97.4	80.0-120	
Sulfate	40.0	39.7	99.2	80.0-120	

L1887567-01 Original Sample (OS) • Matrix Spike (MS)

(OS) L1887567-01 08/22/25 13:06 • (MS) R4262864-4 08/22/25 13:33

Analyte	Spike Amount mg/l	Original Result mg/l	MS Result mg/l	MS Rec. %	Dilution	Rec. Limits %	<u>MS Qualifier</u>
Chloride	40.0	86.2	109	56.7	5	80.0-120	<u>J6</u>
Sulfate	40.0	820	701	0.000	5	80.0-120	<u>E V</u>

L1887581-01 Original Sample (OS) • Matrix Spike (MS) • Matrix Spike Duplicate (MSD)

(OS) L1887581-01 08/22/25 16:28 • (MS) R4262864-7 08/22/25 16:55 • (MSD) R4262864-8 08/22/25 17:08

Analyte	Spike Amount mg/l	Original Result mg/l	MS Result mg/l	MSD Result mg/l	MS Rec. %	MSD Rec. %	Dilution	Rec. Limits %	<u>MS Qualifier</u>	<u>MSD Qualifier</u>	RPD %	RPD Limits %
Chloride	40.0	59.9	88.4	88.0	71.4	70.3	1	80.0-120	<u>J6</u>	<u>J6</u>	0.494	15
Sulfate	40.0	107	127	127	51.0	50.2	1	80.0-120	<u>E J6</u>	<u>E J6</u>	0.275	15

¹ Cp

² Tc

³ Ss

⁴ Cn

⁵ Sr

⁶ Qc

⁷ Gl

⁸ Al

⁹ Sc

Method Blank (MB)

(MB) R4261950-1 08/20/25 12:54

Analyte	MB Result	MB Qualifier	MB MDL	MB RDL
	mg/l		mg/l	mg/l
Chloride	U		0.547	1.00
Sulfate	U		0.637	5.00

L1887587-05 Original Sample (OS) • Duplicate (DUP)

(OS) L1887587-05 08/20/25 13:35 • (DUP) R4261950-4 08/20/25 13:48

Analyte	Original Result	DUP Result	Dilution	DUP RPD	DUP Qualifier	DUP RPD Limits
	mg/l	mg/l		%		%
Chloride	284	288	5	1.51		15
Sulfate	461	468	5	1.52		15

L1887660-13 Original Sample (OS) • Duplicate (DUP)

(OS) L1887660-13 08/20/25 14:02 • (DUP) R4261950-5 08/20/25 14:15

Analyte	Original Result	DUP Result	Dilution	DUP RPD	DUP Qualifier	DUP RPD Limits
	mg/l	mg/l		%		%
Chloride	9.41	9.41	1	0.0383		15
Sulfate	3.83	3.81	1	0.522	⬇	15

Laboratory Control Sample (LCS) • Laboratory Control Sample Duplicate (LCSD)

(LCS) R4261950-2 08/20/25 13:08 • (LCSD) R4261950-3 08/20/25 13:21

Analyte	Spike Amount	LCS Result	LCSD Result	LCS Rec.	LCSD Rec.	Rec. Limits	LCS Qualifier	LCSD Qualifier	RPD	RPD Limits
	mg/l	mg/l	mg/l	%	%	%			%	%
Chloride	40.0	42.4	42.9	106	107	80.0-120			1.23	15
Sulfate	40.0	42.8	43.3	107	108	80.0-120			1.23	15

L1887660-13 Original Sample (OS) • Matrix Spike (MS) • Matrix Spike Duplicate (MSD)

(OS) L1887660-13 08/20/25 14:02 • (MS) R4261950-6 08/20/25 14:29 • (MSD) R4261950-7 08/20/25 14:42

Analyte	Spike Amount	Original Result	MS Result	MSD Result	MS Rec.	MSD Rec.	Dilution	Rec. Limits	MS Qualifier	MSD Qualifier	RPD	RPD Limits
	mg/l	mg/l	mg/l	mg/l	%	%		%			%	%
Chloride	40.0	9.41	51.6	50.9	106	104	1	80.0-120			1.33	15
Sulfate	40.0	3.83	47.8	47.2	110	109	1	80.0-120			1.08	15

1 Cp

2 Tc

3 Ss

4 Cn

5 Sr

6 Qc

7 Gl

8 Al

9 Sc

Method Blank (MB)

(MB) R4260293-3 08/13/25 22:49

Analyte	MB Result	MB Qualifier	MB MDL	MB RDL
	ug/l		ug/l	ug/l
Benzene	U		0.320	1.00
Toluene	U		0.274	1.00
Ethylbenzene	U		0.234	1.00
Xylenes, Total	U		0.319	3.00
Naphthalene	U		2.64	5.00
1,2,4-Trimethylbenzene	U		0.274	2.00
1,3,5-Trimethylbenzene	U		0.266	1.00
(S) Toluene-d8	102			80.0-120
(S) 4-Bromofluorobenzene	95.1			77.0-126
(S) 1,2-Dichloroethane-d4	108			70.0-130

Laboratory Control Sample (LCS) • Laboratory Control Sample Duplicate (LCSD)

(LCS) R4260293-1 08/13/25 21:52 • (LCSD) R4260293-2 08/13/25 22:11

Analyte	Spike Amount	LCS Result	LCSD Result	LCS Rec.	LCSD Rec.	Rec. Limits	LCS Qualifier	LCSD Qualifier	RPD	RPD Limits
	ug/l	ug/l	ug/l	%	%	%			%	%
Benzene	25.0	25.7	24.0	103	96.0	70.0-123			6.84	20
Toluene	25.0	26.8	25.2	107	101	79.0-120			6.15	20
Ethylbenzene	25.0	26.1	25.2	104	101	79.0-123			3.51	20
Xylenes, Total	75.0	79.5	75.8	106	101	79.0-123			4.76	20
Naphthalene	25.0	17.5	16.7	70.0	66.8	54.0-135			4.68	20
1,2,4-Trimethylbenzene	25.0	27.1	25.6	108	102	76.0-121			5.69	20
1,3,5-Trimethylbenzene	25.0	27.3	25.8	109	103	76.0-122			5.65	20
(S) Toluene-d8				103	105	80.0-120				
(S) 4-Bromofluorobenzene				95.8	99.2	77.0-126				
(S) 1,2-Dichloroethane-d4				110	99.6	70.0-130				

¹Cp

²Tc

³Ss

⁴Cn

⁵Sr

⁶Qc

⁷Gl

⁸Al

⁹Sc

GLOSSARY OF TERMS

Guide to Reading and Understanding Your Laboratory Report

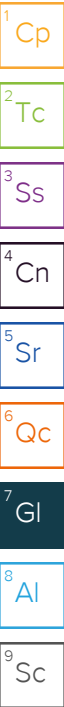
The information below is designed to better explain the various terms used in your report of analytical results from the Laboratory. This is not intended as a comprehensive explanation, and if you have additional questions please contact your project representative.

Results Disclaimer - Information that may be provided by the customer, and contained within this report, include Permit Limits, Project Name, Sample ID, Sample Matrix, Sample Preservation, Field Blanks, Field Spikes, Field Duplicates, On-Site Data, Sampling Collection Dates/Times, and Sampling Location. Results relate to the accuracy of this information provided, and as the samples are received.

Abbreviations and Definitions

MDL	Method Detection Limit.
RDL	Reported Detection Limit.
Rec.	Recovery.
RPD	Relative Percent Difference.
SDG	Sample Delivery Group.
(S)	Surrogate (Surrogate Standard) - Analytes added to every blank, sample, Laboratory Control Sample/Duplicate and Matrix Spike/Duplicate; used to evaluate analytical efficiency by measuring recovery. Surrogates are not expected to be detected in all environmental media.
U	Not detected at the Reporting Limit (or MDL where applicable).
Analyte	The name of the particular compound or analysis performed. Some Analyses and Methods will have multiple analytes reported.
Dilution	If the sample matrix contains an interfering material, the sample preparation volume or weight values differ from the standard, or if concentrations of analytes in the sample are higher than the highest limit of concentration that the laboratory can accurately report, the sample may be diluted for analysis. If a value different than 1 is used in this field, the result reported has already been corrected for this factor.
Limits	These are the target % recovery ranges or % difference value that the laboratory has historically determined as normal for the method and analyte being reported. Successful QC Sample analysis will target all analytes recovered or duplicated within these ranges.
Original Sample	The non-spiked sample in the prep batch used to determine the Relative Percent Difference (RPD) from a quality control sample. The Original Sample may not be included within the reported SDG.
Qualifier	This column provides a letter and/or number designation that corresponds to additional information concerning the result reported. If a Qualifier is present, a definition per Qualifier is provided within the Glossary and Definitions page and potentially a discussion of possible implications of the Qualifier in the Case Narrative if applicable.
Result	The actual analytical final result (corrected for any sample specific characteristics) reported for your sample. If there was no measurable result returned for a specific analyte, the result in this column may state "ND" (Not Detected) or "BDL" (Below Detectable Levels). The information in the results column should always be accompanied by either an MDL (Method Detection Limit) or RDL (Reporting Detection Limit) that defines the lowest value that the laboratory could detect or report for this analyte.
Uncertainty (Radiochemistry)	Confidence level of 2 sigma.
U (Radiochemistry)	Result + Error < MDA.
J (Radiochemistry)	Result < MDA; Result + Error > MDA.
Case Narrative (Cn)	A brief discussion about the included sample results, including a discussion of any non-conformances to protocol observed either at sample receipt by the laboratory from the field or during the analytical process. If present, there will be a section in the Case Narrative to discuss the meaning of any data qualifiers used in the report.
Quality Control Summary (Qc)	This section of the report includes the results of the laboratory quality control analyses required by procedure or analytical methods to assist in evaluating the validity of the results reported for your samples. These analyses are not being performed on your samples typically, but on laboratory generated material.
Sample Chain of Custody (Sc)	This is the document created in the field when your samples were initially collected. This is used to verify the time and date of collection, the person collecting the samples, and the analyses that the laboratory is requested to perform. This chain of custody also documents all persons (excluding commercial shippers) that have had control or possession of the samples from the time of collection until delivery to the laboratory for analysis.
Sample Results (Sr)	This section of your report will provide the results of all testing performed on your samples. These results are provided by sample ID and are separated by the analyses performed on each sample. The header line of each analysis section for each sample will provide the name and method number for the analysis reported.
Sample Summary (Ss)	This section of the Analytical Report defines the specific analyses performed for each sample ID, including the dates and times of preparation and/or analysis.

Qualifier	Description
C3	The reported concentration is an estimate. The continuing calibration standard associated with this data responded low. Method sensitivity check is acceptable.
E	The analyte concentration exceeds the upper limit of the calibration range of the instrument established by the initial calibration (ICAL).
J	The identification of the analyte is acceptable; the reported value is an estimate.
J6	The sample matrix interfered with the ability to make any accurate determination; spike value is low.
V	The sample concentration is too high to evaluate accurate spike recoveries.



ACCREDITATIONS & LOCATIONS

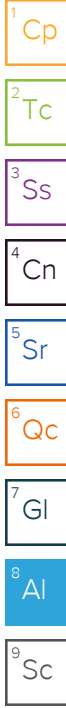
Pace Analytical National 12065 Lebanon Rd Mount Juliet, TN 37122

Alabama	40660	Nebraska	NE-OS-15-05
Alaska	17-026	Nevada	TN000032021-1
Arizona	AZ0612	New Hampshire	2975
Arkansas	88-0469	New Jersey–NELAP	TN002
California	2932	New Mexico ¹	TN00003
Colorado	TN00003	New York	11742
Connecticut	PH-0197	North Carolina	Env375
Florida	E87487	North Carolina ¹	DW21704
Georgia	NELAP	North Carolina ³	41
Georgia ¹	923	North Dakota	R-140
Idaho	TN00003	Ohio–VAP	CL0069
Illinois	200008	Oklahoma	9915
Indiana	C-TN-01	Oregon	TN200002
Iowa	364	Pennsylvania	68-02979
Kansas	E-10277	Rhode Island	LA000356
Kentucky ^{1,6}	KY90010	South Carolina	84004002
Kentucky ²	16	South Dakota	n/a
Louisiana	AI30792	Tennessee ^{1,4}	2006
Louisiana	LA018	Texas	T104704245-20-18
Maine	TN00003	Texas ⁵	LAB0152
Maryland	324	Utah	TN000032021-11
Massachusetts	M-TN003	Vermont	VT2006
Michigan	9958	Virginia	110033
Minnesota	047-999-395	Washington	C847
Mississippi	TN00003	West Virginia	233
Missouri	340	Wisconsin	998093910
Montana	CERT0086	Wyoming	A2LA
A2LA – ISO 17025	1461.01	AIHA-LAP,LLC EMLAP	100789
A2LA – ISO 17025 ⁵	1461.02	DOD	1461.01
Canada	1461.01	USDA	P330-15-00234
EPA–Crypto	TN00003		

¹ Drinking Water ² Underground Storage Tanks ³ Aquatic Toxicity ⁴ Chemical/Microbiological ⁵ Mold ⁶ Wastewater n/a Accreditation not applicable

* Not all certifications held by the laboratory are applicable to the results reported in the attached report.

* Accreditation is only applicable to the test methods specified on each scope of accreditation held by Pace Analytical.



Company Name/Address: Chevron - CO 2115 117th Avenue Greeley, CO 80631		Billing Information: Dan Peterson 2115 117th Avenue Greeley, CO 80631 - Noble		Pres Chk	Analysis / Container / Preservative					Chain of Custody Page 1 of 1
--	--	---	--	-------------	-------------------------------------	--	--	--	--	------------------------------



MT JULIET, TN

12065 Lebanon Rd Mount Juliet, TN 37122
Submitting a sample via this chain of custody constitutes acknowledgment and acceptance of the Pace Terms and Conditions found at: <https://info.pacelabs.com/hubfs/pas-standard-terms.pdf>

SDG # 1587587

B129

Acctnum: **CHEGCO**
Template: **T268717**
Prelogin: **P1132647**
PM: **824 - Chris Ward**
PB:

Shipped Via: **FedEX Ground**

Report to: Dan Peterson 970-304-5000	Email To: danpeterson@chevron.com;paulh@fremontenv
Project Description: Cornelius 63N65W 11SWNW	City/State Collected: Weld CO
Regulatory Program(DOD,RCRA,DW,etc): ECMC	Client Project # CO23-125
Collected by (print): Elizabeth Naka	Lab Project # CHEGCO-FREMONT
Collected by (signature): <i>[Signature]</i>	Quote #
Immediately Packed on Ice N ___ Y X	Rush? (Lab MUST Be Notified) ___ Same Day ___ Five Day ___ Next Day ___ 5 Day (Rad Only) ___ Two Day ___ 10 Day (Rad Only) ___ Three Day X STD TAT

Sample ID	Comp/Grab	Matrix *	Depth	Date	Time	No. of Cntrs	915 Water Cl,SO4 125mlHDPE-NoPres	Diss As,Ba,Pb,Se 250mlHDPE-NoPres	PAHSIMLVI 40mlAmb-NoPres-WT	Table 915 Water TDS ^{250ml} HDPE NoPres	Table 915 Water VOCs 40mlAmb-HCl
MW-1		GW		8/11/25	1310	5	X			X	GW
MW-2		↓		↓	1345	↓	↓			↓	↓
MW-3		↓		↓	1405	↓	↓			↓	↓
MW-4		↓		↓	1425	↓	↓			↓	↓
MW-5		↓		↓	1445	↓	↓			↓	↓

<i>[Signature]</i>											
Remarks:											

* Matrix:
SS - Soil AIR - Air F - Filter
GW - Groundwater B - Bioassay
WW - WasteWater
DW - Drinking Water
OT - Other

Samples returned via: ___ UPS ___ FedEx ___ Courier	Tracking #
--	------------

Sample Receipt Checklist	
COC Seal Present/Intact: ___ NP	<input checked="" type="checkbox"/> Y <input type="checkbox"/> N
COC Signed/Accurate:	<input checked="" type="checkbox"/> Y <input type="checkbox"/> N
Bottles arrive intact:	<input checked="" type="checkbox"/> Y <input type="checkbox"/> N
Correct bottles used:	<input checked="" type="checkbox"/> Y <input type="checkbox"/> N
Sufficient volume sent:	<input checked="" type="checkbox"/> Y <input type="checkbox"/> N
If Applicable	
VOA Zero Headspace:	<input checked="" type="checkbox"/> Y <input type="checkbox"/> N
Preservation Correct/Checked:	<input checked="" type="checkbox"/> Y <input type="checkbox"/> N
RAD Screen <0.5 mR/hr:	<input checked="" type="checkbox"/> Y <input type="checkbox"/> N

Relinquished by: (Signature) <i>[Signature]</i>	Date: 8/11/25	Time: 1535	Received by: (Signature) <i>[Signature]</i>	Trip Blank Received: Yes / No HCL / MeOH TBR
Relinquished by: (Signature) <i>[Signature]</i>	Date: 8/11/25	Time: 1535	Received by: (Signature) <i>[Signature]</i>	Temp: Tmax Bottles Received: 5.4-0.1=5.3 25
Relinquished by: (Signature)	Date:	Time:	Received for lab by: (Signature) <i>[Signature]</i>	Date: 8/12/25
				Time: 0800

If preservation required by Login: Date/Time	Hold:	Condition: NCF / <input checked="" type="checkbox"/> OK
--	-------	--