

The results set forth herein are provided by SGS North America Inc.

e-Hardcopy 2.0
Automated Report

Technical Report for

Chevron USA, Inc.

TASMCOA: Uhrich 19-29

5512

SGS Job Number: DA74616

Sampling Date: 08/21/25

Report to:

Chevron USA, Inc.
2115 117th Avenue
Greeley, CO 80634
jadon.schiller@sgs.com; parna.eskandaripayandeh@sgs.com
ATTN: AJ Englehardt

Total number of pages in report: 204



Test results contained within this data package meet the requirements of the National Environmental Laboratory Accreditation Program and/or state specific certification programs as applicable unless noted in the narrative, comments or footnotes.

A handwritten signature in black ink, appearing to read "Eric Hoffman".

Eric Hoffman

Client Service contact: Parna Payandeh 303-425-6021

Certifications: CO (CO00049), ND (R-027), UT (NELAP CO00049), LA (LA150028), TX (T104704511), WY (8TMS-L) HI (CO00049), NJ (CO011), NV (CO00049), AK (CO00049), CA (3076), and NC (08701)

This report shall not be reproduced, except in its entirety, without the written approval of SGS.
Test results relate only to samples analyzed.

Table of Contents

-1-

Section 1: Sample Summary	5
Section 2: Summary of Hits	10
Section 3: Sample Results	20
3.1: DA74616-1: SEP02-FL-R@4-5'	21
3.2: DA74616-1A: SEP02-FL-R@4-5'	26
3.3: DA74616-1B: SEP02-FL-R@4-5'	28
3.4: DA74616-2: FL-SS-01R@4-5'	29
3.5: DA74616-2A: FL-SS-01R@4-5'	34
3.6: DA74616-2B: FL-SS-01R@4-5'	36
3.7: DA74616-3: SEP02-DL-R@3-4'	37
3.8: DA74616-3A: SEP02-DL-R@3-4'	42
3.9: DA74616-3B: SEP02-DL-R@3-4'	44
3.10: DA74616-4: SS03R@2-3'	45
3.11: DA74616-4A: SS03R@2-3'	50
3.12: DA74616-4B: SS03R@2-3'	52
3.13: DA74616-5: AST01R@0.5-1.5'	53
3.14: DA74616-5A: AST01R@0.5-1.5'	58
3.15: DA74616-5B: AST01R@0.5-1.5'	60
3.16: DA74616-6: FS01R@6-7'	61
3.17: DA74616-6A: FS01R@6-7'	66
3.18: DA74616-6B: FS01R@6-7'	68
3.19: DA74616-7: SEP01-DL-R@3-4'	69
3.20: DA74616-7A: SEP01-DL-R@3-4'	74
3.21: DA74616-7B: SEP01-DL-R@3-4'	76
3.22: DA74616-8: BKG01@1-2'	77
3.23: DA74616-8A: BKG01@1-2'	79
3.24: DA74616-8B: BKG01@1-2'	81
3.25: DA74616-9: BKG01@3-4'	82
3.26: DA74616-9A: BKG01@3-4'	84
3.27: DA74616-9B: BKG01@3-4'	86
3.28: DA74616-10: BKG01@6-7'	87
3.29: DA74616-10A: BKG01@6-7'	89
3.30: DA74616-10B: BKG01@6-7'	91
3.31: DA74616-11: BKG02@1-2'	92
3.32: DA74616-11A: BKG02@1-2'	94
3.33: DA74616-11B: BKG02@1-2'	96
3.34: DA74616-12: BKG02@3-4'	97
3.35: DA74616-12A: BKG02@3-4'	99
3.36: DA74616-12B: BKG02@3-4'	101
3.37: DA74616-13: BKG02@6-7'	102
3.38: DA74616-13A: BKG02@6-7'	104
3.39: DA74616-13B: BKG02@6-7'	106

Table of Contents

-2-

3.40: DA74616-14: BKG03@1-2'	107
3.41: DA74616-14A: BKG03@1-2'	109
3.42: DA74616-14B: BKG03@1-2'	111
3.43: DA74616-15: BKG03@3-4'	112
3.44: DA74616-15A: BKG03@3-4'	114
3.45: DA74616-15B: BKG03@3-4'	116
3.46: DA74616-16: BKG03@6-7'	117
3.47: DA74616-16A: BKG03@6-7'	119
3.48: DA74616-16B: BKG03@6-7'	121
3.49: DA74616-17: BKG04@1-2'	122
3.50: DA74616-17A: BKG04@1-2'	124
3.51: DA74616-17B: BKG04@1-2'	126
3.52: DA74616-18: BKG04@3-4'	127
3.53: DA74616-18A: BKG04@3-4'	129
3.54: DA74616-18B: BKG04@3-4'	131
3.55: DA74616-19: BKG04@6-7'	132
3.56: DA74616-19A: BKG04@6-7'	134
3.57: DA74616-19B: BKG04@6-7'	136
Section 4: Misc. Forms	137
4.1: Chain of Custody	138
Section 5: MS Volatiles - QC Data Summaries	141
5.1: Method Blank Summary	142
5.2: Blank Spike Summary	143
5.3: Matrix Spike/Matrix Spike Duplicate Summary	145
Section 6: MS Semi-volatiles - QC Data Summaries	147
6.1: Method Blank Summary	148
6.2: Blank Spike Summary	150
6.3: Matrix Spike/Matrix Spike Duplicate Summary	152
Section 7: GC/LC Semi-volatiles - QC Data Summaries	154
7.1: Method Blank Summary	155
7.2: Blank Spike Summary	156
7.3: Matrix Spike/Matrix Spike Duplicate Summary	158
Section 8: Metals Analysis - QC Data Summaries	160
8.1: Prep QC MP42517: B	161
8.2: Prep QC MP42519: As,Ba,Cd,Cu,Pb,Ni,Se,Ag,Zn	169
8.3: Prep QC MP42554: Ca,Mg,Na	174
8.4: Prep QC MP42555: Ca,Mg,Na	184
Section 9: General Chemistry - QC Data Summaries	194
9.1: Method Blank and Spike Results Summary	195
9.2: Duplicate Results Summary	196
Section 10: Misc. Forms (SGS Dayton, NJ)	197
10.1: Chain of Custody	198

Table of Contents

-3-

Section 11: General Chemistry - QC Data (SGS Dayton, NJ)	201
11.1: Method Blank and Spike Results Summary	202
11.2: Duplicate Results Summary	203
11.3: Matrix Spike Results Summary	204

1

2

3

4

5

6

7

8

9

10

11



Sample Summary

Chevron USA, Inc.

Job No: DA74616

TASMCOA: Uhrich 19-29
Project No: 5512

Sample Number	Collected		Received	Matrix		Client Sample ID
	Date	Time By		Code	Type	
DA74616-1	08/21/25	10:00 ND	08/21/25	SO	Soil	SEP02-FL-R@4-5'
DA74616-1A	08/21/25	10:00 ND	08/21/25	SO	Soil	SEP02-FL-R@4-5'
DA74616-1B	08/21/25	10:00 ND	08/21/25	SO	Soil	SEP02-FL-R@4-5'
DA74616-2	08/21/25	09:40 ND	08/21/25	SO	Soil	FL-SS-01R@4-5'
DA74616-2A	08/21/25	09:40 ND	08/21/25	SO	Soil	FL-SS-01R@4-5'
DA74616-2B	08/21/25	09:40 ND	08/21/25	SO	Soil	FL-SS-01R@4-5'
DA74616-3	08/21/25	10:10 ND	08/21/25	SO	Soil	SEP02-DL-R@3-4'
DA74616-3A	08/21/25	10:10 ND	08/21/25	SO	Soil	SEP02-DL-R@3-4'
DA74616-3B	08/21/25	10:10 ND	08/21/25	SO	Soil	SEP02-DL-R@3-4'
DA74616-4	08/21/25	11:10 ND	08/21/25	SO	Soil	SS03R@2-3'
DA74616-4A	08/21/25	11:10 ND	08/21/25	SO	Soil	SS03R@2-3'
DA74616-4B	08/21/25	11:10 ND	08/21/25	SO	Soil	SS03R@2-3'
DA74616-5	08/21/25	11:30 ND	08/21/25	SO	Soil	AST01R@0.5-1.5'

Soil samples reported on a dry weight basis unless otherwise indicated on result page.



Sample Summary

(continued)

Chevron USA, Inc.

Job No: DA74616

TASMCOA: Uhrich 19-29
 Project No: 5512

Sample Number	Collected		Matrix Code	Received	Type	Client Sample ID
	Date	Time By				
DA74616-5A	08/21/25	11:30 ND	SO	08/21/25	Soil	AST01R@0.5-1.5'
DA74616-5B	08/21/25	11:30 ND	SO	08/21/25	Soil	AST01R@0.5-1.5'
DA74616-6	08/21/25	11:50 ND	SO	08/21/25	Soil	FS01R@6-7'
DA74616-6A	08/21/25	11:50 ND	SO	08/21/25	Soil	FS01R@6-7'
DA74616-6B	08/21/25	11:50 ND	SO	08/21/25	Soil	FS01R@6-7'
DA74616-7	08/21/25	12:10 ND	SO	08/21/25	Soil	SEP01-DL-R@3-4'
DA74616-7A	08/21/25	12:10 ND	SO	08/21/25	Soil	SEP01-DL-R@3-4'
DA74616-7B	08/21/25	12:10 ND	SO	08/21/25	Soil	SEP01-DL-R@3-4'
DA74616-8	08/21/25	12:40 ND	SO	08/21/25	Soil	BKG01@1-2'
DA74616-8A	08/21/25	12:40 ND	SO	08/21/25	Soil	BKG01@1-2'
DA74616-8B	08/21/25	12:40 ND	SO	08/21/25	Soil	BKG01@1-2'
DA74616-9	08/21/25	12:45 ND	SO	08/21/25	Soil	BKG01@3-4'
DA74616-9A	08/21/25	12:45 ND	SO	08/21/25	Soil	BKG01@3-4'

Soil samples reported on a dry weight basis unless otherwise indicated on result page.



Sample Summary

(continued)

Chevron USA, Inc.

Job No: DA74616

TASMCOA: Uhrich 19-29
 Project No: 5512

Sample Number	Collected		Received	Matrix		Client Sample ID
	Date	Time By		Code	Type	
DA74616-9B	08/21/25	12:45 ND	08/21/25	SO	Soil	BKG01@3-4'
DA74616-10	08/21/25	12:50 ND	08/21/25	SO	Soil	BKG01@6-7'
DA74616-10A	08/21/25	12:50 ND	08/21/25	SO	Soil	BKG01@6-7'
DA74616-10B	08/21/25	12:50 ND	08/21/25	SO	Soil	BKG01@6-7'
DA74616-11	08/21/25	13:40 ND	08/21/25	SO	Soil	BKG02@1-2'
DA74616-11A	08/21/25	13:40 ND	08/21/25	SO	Soil	BKG02@1-2'
DA74616-11B	08/21/25	13:40 ND	08/21/25	SO	Soil	BKG02@1-2'
DA74616-12	08/21/25	13:45 ND	08/21/25	SO	Soil	BKG02@3-4'
DA74616-12A	08/21/25	13:45 ND	08/21/25	SO	Soil	BKG02@3-4'
DA74616-12B	08/21/25	13:45 ND	08/21/25	SO	Soil	BKG02@3-4'
DA74616-13	08/21/25	13:50 ND	08/21/25	SO	Soil	BKG02@6-7'
DA74616-13A	08/21/25	13:50 ND	08/21/25	SO	Soil	BKG02@6-7'
DA74616-13B	08/21/25	13:50 ND	08/21/25	SO	Soil	BKG02@6-7'

Soil samples reported on a dry weight basis unless otherwise indicated on result page.



Sample Summary

(continued)

Chevron USA, Inc.

Job No: DA74616

TASMCOA: Uhrich 19-29
Project No: 5512

Sample Number	Collected		Received	Matrix		Client Sample ID
	Date	Time By		Code	Type	
DA74616-14	08/21/25	14:00 ND	08/21/25	SO	Soil	BKG03@1-2'
DA74616-14A	08/21/25	14:00 ND	08/21/25	SO	Soil	BKG03@1-2'
DA74616-14B	08/21/25	14:00 ND	08/21/25	SO	Soil	BKG03@1-2'
DA74616-15	08/21/25	14:05 ND	08/21/25	SO	Soil	BKG03@3-4'
DA74616-15A	08/21/25	14:05 ND	08/21/25	SO	Soil	BKG03@3-4'
DA74616-15B	08/21/25	14:05 ND	08/21/25	SO	Soil	BKG03@3-4'
DA74616-16	08/21/25	14:10 ND	08/21/25	SO	Soil	BKG03@6-7'
DA74616-16A	08/21/25	14:10 ND	08/21/25	SO	Soil	BKG03@6-7'
DA74616-16B	08/21/25	14:10 ND	08/21/25	SO	Soil	BKG03@6-7'
DA74616-17	08/21/25	14:14 ND	08/21/25	SO	Soil	BKG04@1-2'
DA74616-17A	08/21/25	14:14 ND	08/21/25	SO	Soil	BKG04@1-2'
DA74616-17B	08/21/25	14:14 ND	08/21/25	SO	Soil	BKG04@1-2'
DA74616-18	08/21/25	14:20 ND	08/21/25	SO	Soil	BKG04@3-4'

Soil samples reported on a dry weight basis unless otherwise indicated on result page.



Sample Summary

(continued)

Chevron USA, Inc.

Job No: DA74616

TASMCOA: Uhrich 19-29
Project No: 5512

Sample Number	Collected Date	Time By	Received	Matrix Code	Type	Client Sample ID
DA74616-18A	08/21/25	14:20	ND	08/21/25	SO Soil	BKG04@3-4'
DA74616-18B	08/21/25	14:20	ND	08/21/25	SO Soil	BKG04@3-4'
DA74616-19	08/21/25	14:25	ND	08/21/25	SO Soil	BKG04@6-7'
DA74616-19A	08/21/25	14:25	ND	08/21/25	SO Soil	BKG04@6-7'
DA74616-19B	08/21/25	14:25	ND	08/21/25	SO Soil	BKG04@6-7'

Soil samples reported on a dry weight basis unless otherwise indicated on result page.

Summary of Hits

Job Number: DA74616
Account: Chevron USA, Inc.
Project: TASMCOA: Uhrich 19-29
Collected: 08/21/25

Lab Sample ID	Client Sample ID	Result/ Qual	RL	MDL	Units	Method
---------------	------------------	-----------------	----	-----	-------	--------

DA74616-1 SEP02-FL-R@4-5'

Arsenic		4.7	0.12		mg/kg	SW846 6020B
Barium		171	1.2		mg/kg	SW846 6020B
Cadmium		0.23	0.059		mg/kg	SW846 6020B
Copper		7.0	1.2		mg/kg	SW846 6020B
Lead		9.9	0.30		mg/kg	SW846 6020B
Nickel		7.7	1.2		mg/kg	SW846 6020B
Zinc		27.7	5.9		mg/kg	SW846 6020B
pH		7.86			su	WREP-125,4E-SATPASTE
Specific Conductivity		0.36	0.0010		mmhos/cm	SM 2510B-2011 MOD

DA74616-1A SEP02-FL-R@4-5'

Calcium		44.7	6.0		mg/l	SW846 6010C
Magnesium		11.2	3.0		mg/l	SW846 6010C
Sodium Adsorption Ratio ^a		0.151			ratio	USDA HANDBOOK 60

DA74616-1B SEP02-FL-R@4-5'

No hits reported in this sample.

DA74616-2 FL-SS-01R@4-5'

Arsenic		4.4	0.11		mg/kg	SW846 6020B
Barium		201	1.1		mg/kg	SW846 6020B
Cadmium		0.39	0.057		mg/kg	SW846 6020B
Copper		6.0	1.1		mg/kg	SW846 6020B
Lead		8.4	0.29		mg/kg	SW846 6020B
Nickel		6.6	1.1		mg/kg	SW846 6020B
Silver		0.079	0.057		mg/kg	SW846 6020B
Zinc		23.4	5.7		mg/kg	SW846 6020B
pH		7.96			su	WREP-125,4E-SATPASTE
Specific Conductivity		0.43	0.0010		mmhos/cm	SM 2510B-2011 MOD

DA74616-2A FL-SS-01R@4-5'

Calcium		39.1	6.0		mg/l	SW846 6010C
Magnesium		12.3	3.0		mg/l	SW846 6010C
Sodium Adsorption Ratio ^a		0.0954			ratio	USDA HANDBOOK 60

DA74616-2B FL-SS-01R@4-5'

No hits reported in this sample.

Summary of Hits

Job Number: DA74616
Account: Chevron USA, Inc.
Project: TASMCOA: Uhrich 19-29
Collected: 08/21/25

Lab Sample ID	Client Sample ID	Result/ Qual	RL	MDL	Units	Method
---------------	------------------	-----------------	----	-----	-------	--------

DA74616-3 SEP02-DL-R@3-4'

TPH-DRO (C10-C28)		4.49	4.0		mg/kg	SW846-8015C
TPH-ORO (> C28-C36)		7.90	6.1		mg/kg	SW846-8015C
Arsenic		2.8	0.11		mg/kg	SW846 6020B
Barium		80.5	1.1		mg/kg	SW846 6020B
Cadmium		0.18	0.054		mg/kg	SW846 6020B
Copper		6.7	1.1		mg/kg	SW846 6020B
Lead		8.1	0.27		mg/kg	SW846 6020B
Nickel		5.2	1.1		mg/kg	SW846 6020B
Silver		0.072	0.054		mg/kg	SW846 6020B
Zinc		24.6	5.4		mg/kg	SW846 6020B
pH		7.64			su	WREP-125,4E-SATPASTE
Specific Conductivity		0.59	0.0010		mmhos/cm	SM 2510B-2011 MOD

DA74616-3A SEP02-DL-R@3-4'

Calcium		88.4	6.0		mg/l	SW846 6010C
Magnesium		14.9	3.0		mg/l	SW846 6010C
Sodium		16.7	6.0		mg/l	SW846 6010C
Sodium Adsorption Ratio ^a		0.432			ratio	USDA HANDBOOK 60

DA74616-3B SEP02-DL-R@3-4'

No hits reported in this sample.

DA74616-4 SS03R@2-3'

Arsenic		3.9	0.11		mg/kg	SW846 6020B
Barium		110	1.1		mg/kg	SW846 6020B
Cadmium		0.15	0.055		mg/kg	SW846 6020B
Copper		4.6	1.1		mg/kg	SW846 6020B
Lead		7.2	0.28		mg/kg	SW846 6020B
Nickel		5.7	1.1		mg/kg	SW846 6020B
Zinc		19.2	5.5		mg/kg	SW846 6020B
pH		7.68			su	WREP-125,4E-SATPASTE
Specific Conductivity		0.48	0.0010		mmhos/cm	SM 2510B-2011 MOD

DA74616-4A SS03R@2-3'

Calcium		67.8	6.0		mg/l	SW846 6010C
Magnesium		14.2	3.0		mg/l	SW846 6010C
Sodium Adsorption Ratio ^a		0.0720			ratio	USDA HANDBOOK 60

Summary of Hits

Job Number: DA74616
Account: Chevron USA, Inc.
Project: TASMCOA: Uhrich 19-29
Collected: 08/21/25

Lab Sample ID	Client Sample ID	Result/ Qual	RL	MDL	Units	Method
---------------	------------------	-----------------	----	-----	-------	--------

DA74616-4B SS03R@2-3'

No hits reported in this sample.

DA74616-5 AST01R@0.5-1.5'

Arsenic	3.4	0.10		mg/kg	SW846 6020B
Barium	155	1.0		mg/kg	SW846 6020B
Cadmium	0.15	0.051		mg/kg	SW846 6020B
Copper	5.6	1.0		mg/kg	SW846 6020B
Lead	8.3	0.26		mg/kg	SW846 6020B
Nickel	5.2	1.0		mg/kg	SW846 6020B
Zinc	21.3	5.1		mg/kg	SW846 6020B
pH	7.53			su	WREP-125,4E-SATPASTE
Specific Conductivity	1.3	0.0010		mmhos/cm	SM 2510B-2011 MOD

DA74616-5A AST01R@0.5-1.5'

Calcium	119	6.0		mg/l	SW846 6010C
Magnesium	41.4	3.0		mg/l	SW846 6010C
Sodium	23.6	6.0		mg/l	SW846 6010C
Sodium Adsorption Ratio ^a	0.475			ratio	USDA HANDBOOK 60

DA74616-5B AST01R@0.5-1.5'

No hits reported in this sample.

DA74616-6 FS01R@6-7'

TPH-DRO (C10-C28)	9.81	4.2		mg/kg	SW846-8015C
TPH-ORO (> C28-C36)	14.7	6.2		mg/kg	SW846-8015C
Arsenic	3.1	0.11		mg/kg	SW846 6020B
Barium	91.2	1.1		mg/kg	SW846 6020B
Cadmium	0.14	0.056		mg/kg	SW846 6020B
Copper	5.1	1.1		mg/kg	SW846 6020B
Lead	6.5	0.28		mg/kg	SW846 6020B
Nickel	5.0	1.1		mg/kg	SW846 6020B
Zinc	20.4	5.6		mg/kg	SW846 6020B
pH	7.70			su	WREP-125,4E-SATPASTE
Specific Conductivity	0.44	0.0010		mmhos/cm	SM 2510B-2011 MOD

DA74616-6A FS01R@6-7'

Calcium	88.0	6.0		mg/l	SW846 6010C
Magnesium	12.1	3.0		mg/l	SW846 6010C

Summary of Hits

Job Number: DA74616
Account: Chevron USA, Inc.
Project: TASMCOA: Uhrich 19-29
Collected: 08/21/25

Lab Sample ID	Client Sample ID	Result/ Qual	RL	MDL	Units	Method
---------------	------------------	-----------------	----	-----	-------	--------

Sodium		10.9	6.0		mg/l	SW846 6010C
Sodium Adsorption Ratio ^a		0.289			ratio	USDA HANDBOOK 60

DA74616-6B FS01R@6-7'

No hits reported in this sample.

DA74616-7 SEP01-DL-R@3-4'

Arsenic		3.3	0.10		mg/kg	SW846 6020B
Barium		121	1.0		mg/kg	SW846 6020B
Cadmium		0.16	0.052		mg/kg	SW846 6020B
Copper		5.3	1.0		mg/kg	SW846 6020B
Lead		7.5	0.26		mg/kg	SW846 6020B
Nickel		5.3	1.0		mg/kg	SW846 6020B
Zinc		20.4	5.2		mg/kg	SW846 6020B
pH		7.84			su	WREP-125,4E-SATPASTE
Specific Conductivity		1.4	0.0010		mmhos/cm	SM 2510B-2011 MOD

DA74616-7A SEP01-DL-R@3-4'

Calcium		132	6.0		mg/l	SW846 6010C
Magnesium		12.4	3.0		mg/l	SW846 6010C
Sodium Adsorption Ratio ^a		0.113			ratio	USDA HANDBOOK 60

DA74616-7B SEP01-DL-R@3-4'

No hits reported in this sample.

DA74616-8 BKG01@1-2'

Arsenic		3.3	0.11		mg/kg	SW846 6020B
Barium		99.3	1.1		mg/kg	SW846 6020B
Cadmium		0.17	0.057		mg/kg	SW846 6020B
Copper		7.4	1.1		mg/kg	SW846 6020B
Lead		7.9	0.29		mg/kg	SW846 6020B
Nickel		6.7	1.1		mg/kg	SW846 6020B
Silver		0.061	0.057		mg/kg	SW846 6020B
Zinc		23.6	5.7		mg/kg	SW846 6020B
pH		7.65			su	WREP-125,4E-SATPASTE
Specific Conductivity		1.4	0.0010		mmhos/cm	SM 2510B-2011 MOD

DA74616-8A BKG01@1-2'

Calcium		105	6.0		mg/l	SW846 6010C
---------	--	-----	-----	--	------	-------------

Summary of Hits

Job Number: DA74616
Account: Chevron USA, Inc.
Project: TASMCOA: Uhrich 19-29
Collected: 08/21/25

Lab Sample ID	Client Sample ID	Result/ Qual	RL	MDL	Units	Method
---------------	------------------	-----------------	----	-----	-------	--------

Magnesium		48.6	3.0		mg/l	SW846 6010C
Sodium		94.2	6.0		mg/l	SW846 6010C
Sodium Adsorption Ratio ^a		1.91			ratio	USDA HANDBOOK 60

DA74616-8B BKG01@1-2'

No hits reported in this sample.

DA74616-9 BKG01@3-4'

Arsenic		4.7	0.11		mg/kg	SW846 6020B
Barium		243	1.1		mg/kg	SW846 6020B
Cadmium		0.16	0.057		mg/kg	SW846 6020B
Copper		4.4	1.1		mg/kg	SW846 6020B
Lead		6.4	0.28		mg/kg	SW846 6020B
Nickel		5.7	1.1		mg/kg	SW846 6020B
Zinc		18.8	5.7		mg/kg	SW846 6020B
pH		7.64			su	WREP-125,4E-SATPASTE
Specific Conductivity		1.4	0.0010		mmhos/cm	SM 2510B-2011 MOD

DA74616-9A BKG01@3-4'

Calcium		110	6.0		mg/l	SW846 6010C
Magnesium		52.3	3.0		mg/l	SW846 6010C
Sodium		64.7	6.0		mg/l	SW846 6010C
Sodium Adsorption Ratio ^a		1.27			ratio	USDA HANDBOOK 60

DA74616-9B BKG01@3-4'

No hits reported in this sample.

DA74616-10 BKG01@6-7'

Arsenic		2.8	0.099		mg/kg	SW846 6020B
Barium		72.8	0.99		mg/kg	SW846 6020B
Cadmium		0.11	0.050		mg/kg	SW846 6020B
Copper		3.2	0.99		mg/kg	SW846 6020B
Lead		4.3	0.25		mg/kg	SW846 6020B
Nickel		3.8	0.99		mg/kg	SW846 6020B
Zinc		13.7	5.0		mg/kg	SW846 6020B
pH		7.80			su	WREP-125,4E-SATPASTE
Specific Conductivity		0.78	0.0010		mmhos/cm	SM 2510B-2011 MOD

Summary of Hits

Job Number: DA74616
Account: Chevron USA, Inc.
Project: TASMCOA: Uhrich 19-29
Collected: 08/21/25

Lab Sample ID	Client Sample ID	Result/ Qual	RL	MDL	Units	Method
---------------	------------------	-----------------	----	-----	-------	--------

DA74616-10A BKG01@6-7'

Calcium	44.7	6.0		mg/l	SW846 6010C
Magnesium	20.8	3.0		mg/l	SW846 6010C
Sodium	56.6	6.0		mg/l	SW846 6010C
Sodium Adsorption Ratio ^a	1.75			ratio	USDA HANDBOOK 60

DA74616-10B BKG01@6-7'

No hits reported in this sample.

DA74616-11 BKG02@1-2'

Arsenic	3.5	0.11		mg/kg	SW846 6020B
Barium	100	1.1		mg/kg	SW846 6020B
Cadmium	0.12	0.054		mg/kg	SW846 6020B
Copper	6.3	1.1		mg/kg	SW846 6020B
Lead	7.2	0.27		mg/kg	SW846 6020B
Nickel	6.1	1.1		mg/kg	SW846 6020B
Zinc	21.1	5.4		mg/kg	SW846 6020B
pH	7.39			su	WREP-125,4E-SATPASTE
Specific Conductivity	1.9	0.0010		mmhos/cm	SM 2510B-2011 MOD

DA74616-11A BKG02@1-2'

Calcium	161	6.0		mg/l	SW846 6010C
Magnesium	76.5	3.0		mg/l	SW846 6010C
Sodium	148	6.0		mg/l	SW846 6010C
Sodium Adsorption Ratio ^a	2.40			ratio	USDA HANDBOOK 60

DA74616-11B BKG02@1-2'

No hits reported in this sample.

DA74616-12 BKG02@3-4'

Arsenic	4.8	0.11		mg/kg	SW846 6020B
Barium	110	1.1		mg/kg	SW846 6020B
Cadmium	0.16	0.055		mg/kg	SW846 6020B
Copper	4.9	1.1		mg/kg	SW846 6020B
Lead	6.4	0.27		mg/kg	SW846 6020B
Nickel	5.7	1.1		mg/kg	SW846 6020B
Zinc	18.1	5.5		mg/kg	SW846 6020B
pH	7.70			su	WREP-125,4E-SATPASTE
Specific Conductivity	2.1	0.0010		mmhos/cm	SM 2510B-2011 MOD

Summary of Hits

Job Number: DA74616
Account: Chevron USA, Inc.
Project: TASMCOA: Uhrich 19-29
Collected: 08/21/25

Lab Sample ID	Client Sample ID	Result/ Qual	RL	MDL	Units	Method
---------------	------------------	-----------------	----	-----	-------	--------

DA74616-12A BKG02@3-4'

Calcium	188	6.0		mg/l	SW846 6010C
Magnesium	95.1	3.0		mg/l	SW846 6010C
Sodium	146	6.0		mg/l	SW846 6010C
Sodium Adsorption Ratio ^a	2.16			ratio	USDA HANDBOOK 60

DA74616-12B BKG02@3-4'

No hits reported in this sample.

DA74616-13 BKG02@6-7'

Arsenic	4.4	0.10		mg/kg	SW846 6020B
Barium	25.9	1.0		mg/kg	SW846 6020B
Cadmium	0.085	0.050		mg/kg	SW846 6020B
Copper	3.5	1.0		mg/kg	SW846 6020B
Lead	3.7	0.25		mg/kg	SW846 6020B
Nickel	3.8	1.0		mg/kg	SW846 6020B
Zinc	13.0	5.0		mg/kg	SW846 6020B
pH	7.70			su	WREP-125,4E-SATPASTE
Specific Conductivity	1.8	0.0010		mmhos/cm	SM 2510B-2011 MOD

DA74616-13A BKG02@6-7'

Calcium	89.1	6.0		mg/l	SW846 6010C
Magnesium	38.4	3.0		mg/l	SW846 6010C
Sodium	221	6.0		mg/l	SW846 6010C
Sodium Adsorption Ratio ^a	4.93			ratio	USDA HANDBOOK 60

DA74616-13B BKG02@6-7'

No hits reported in this sample.

DA74616-14 BKG03@1-2'

Arsenic	3.1	0.11		mg/kg	SW846 6020B
Barium	72.5	1.1		mg/kg	SW846 6020B
Cadmium	0.14	0.054		mg/kg	SW846 6020B
Copper	6.7	1.1		mg/kg	SW846 6020B
Lead	7.1	0.27		mg/kg	SW846 6020B
Nickel	5.7	1.1		mg/kg	SW846 6020B
Zinc	21.9	5.4		mg/kg	SW846 6020B
pH	7.31			su	WREP-125,4E-SATPASTE

Summary of Hits

Job Number: DA74616
Account: Chevron USA, Inc.
Project: TASMCOA: Uhrich 19-29
Collected: 08/21/25

Lab Sample ID	Client Sample ID	Result/ Qual	RL	MDL	Units	Method
---------------	------------------	-----------------	----	-----	-------	--------

Specific Conductivity		2.8	0.0010		mmhos/cm	SM 2510B-2011 MOD
-----------------------	--	-----	--------	--	----------	-------------------

DA74616-14A BKG03@1-2'

Calcium		239	6.0		mg/l	SW846 6010C
Magnesium		116	3.0		mg/l	SW846 6010C
Sodium		197	6.0		mg/l	SW846 6010C
Sodium Adsorption Ratio ^a		2.61			ratio	USDA HANDBOOK 60

DA74616-14B BKG03@1-2'

No hits reported in this sample.

DA74616-15 BKG03@3-4'

Arsenic		4.2	0.11		mg/kg	SW846 6020B
Barium		326	1.1		mg/kg	SW846 6020B
Cadmium		0.10	0.055		mg/kg	SW846 6020B
Copper		4.0	1.1		mg/kg	SW846 6020B
Lead		5.4	0.27		mg/kg	SW846 6020B
Nickel		4.9	1.1		mg/kg	SW846 6020B
Zinc		16.7	5.5		mg/kg	SW846 6020B
pH		7.69			su	WREP-125,4E-SATPASTE
Specific Conductivity		2.9	0.0010		mmhos/cm	SM 2510B-2011 MOD

DA74616-15A BKG03@3-4'

Calcium		291	6.0		mg/l	SW846 6010C
Magnesium		143	3.0		mg/l	SW846 6010C
Sodium		232	6.0		mg/l	SW846 6010C
Sodium Adsorption Ratio ^a		2.78			ratio	USDA HANDBOOK 60

DA74616-15B BKG03@3-4'

No hits reported in this sample.

DA74616-16 BKG03@6-7'

Arsenic		4.3	0.10		mg/kg	SW846 6020B
Barium		32.0	1.0		mg/kg	SW846 6020B
Cadmium		0.099	0.050		mg/kg	SW846 6020B
Copper		3.8	1.0		mg/kg	SW846 6020B
Lead		4.6	0.25		mg/kg	SW846 6020B
Nickel		3.8	1.0		mg/kg	SW846 6020B
Zinc		15.1	5.0		mg/kg	SW846 6020B

Summary of Hits

Job Number: DA74616
Account: Chevron USA, Inc.
Project: TASMCOA: Uhrich 19-29
Collected: 08/21/25

2

Lab Sample ID	Client Sample ID	Result/ Qual	RL	MDL	Units	Method
---------------	------------------	-----------------	----	-----	-------	--------

pH		7.81			su	WREP-125,4E-SATPASTE
Specific Conductivity		1.2	0.0010		mmhos/cm	SM 2510B-2011 MOD

DA74616-16A BKG03@6-7'

Calcium		58.6	6.0		mg/l	SW846 6010C
Magnesium		26.5	3.0		mg/l	SW846 6010C
Sodium		172	6.0		mg/l	SW846 6010C
Sodium Adsorption Ratio ^a		4.68			ratio	USDA HANDBOOK 60

DA74616-16B BKG03@6-7'

No hits reported in this sample.

DA74616-17 BKG04@1-2'

Arsenic		4.0	0.11		mg/kg	SW846 6020B
Barium		118	1.1		mg/kg	SW846 6020B
Cadmium		0.19	0.057		mg/kg	SW846 6020B
Copper		6.6	1.1		mg/kg	SW846 6020B
Lead		7.6	0.29		mg/kg	SW846 6020B
Nickel		6.6	1.1		mg/kg	SW846 6020B
Zinc		24.0	5.7		mg/kg	SW846 6020B
pH		7.60			su	WREP-125,4E-SATPASTE
Specific Conductivity		3.3	0.0010		mmhos/cm	SM 2510B-2011 MOD

DA74616-17A BKG04@1-2'

Calcium		294	6.0		mg/l	SW846 6010C
Magnesium		141	3.0		mg/l	SW846 6010C
Sodium		178	6.0		mg/l	SW846 6010C
Sodium Adsorption Ratio ^a		2.14			ratio	USDA HANDBOOK 60

DA74616-17B BKG04@1-2'

No hits reported in this sample.

DA74616-18 BKG04@3-4'

Arsenic		4.2	0.10		mg/kg	SW846 6020B
Barium		233	1.0		mg/kg	SW846 6020B
Cadmium		0.12	0.052		mg/kg	SW846 6020B
Copper		4.3	1.0		mg/kg	SW846 6020B
Lead		5.9	0.26		mg/kg	SW846 6020B
Nickel		5.3	1.0		mg/kg	SW846 6020B

Summary of Hits

Job Number: DA74616
Account: Chevron USA, Inc.
Project: TASMCOA: Uhrich 19-29
Collected: 08/21/25

Lab Sample ID	Client Sample ID	Result/ Qual	RL	MDL	Units	Method
---------------	------------------	-----------------	----	-----	-------	--------

Zinc		18.0	5.2		mg/kg	SW846 6020B
pH		7.78			su	WREP-125,4E-SATPASTE
Specific Conductivity		4.3	0.0010		mmhos/cm	SM 2510B-2011 MOD

DA74616-18A BKG04@3-4'

Calcium		435	6.0		mg/l	SW846 6010C
Magnesium		217	3.0		mg/l	SW846 6010C
Sodium		406	6.0		mg/l	SW846 6010C
Sodium Adsorption Ratio ^a		3.97			ratio	USDA HANDBOOK 60

DA74616-18B BKG04@3-4'

No hits reported in this sample.

DA74616-19 BKG04@6-7'

Arsenic		6.6	0.10		mg/kg	SW846 6020B
Barium		44.6	1.0		mg/kg	SW846 6020B
Cadmium		0.16	0.050		mg/kg	SW846 6020B
Copper		5.5	1.0		mg/kg	SW846 6020B
Lead		5.0	0.25		mg/kg	SW846 6020B
Nickel		6.1	1.0		mg/kg	SW846 6020B
Zinc		18.7	5.0		mg/kg	SW846 6020B
pH		7.48			su	WREP-125,4E-SATPASTE
Specific Conductivity		1.4	0.0010		mmhos/cm	SM 2510B-2011 MOD

DA74616-19A BKG04@6-7'

Calcium		95.2	6.0		mg/l	SW846 6010C
Magnesium		39.5	3.0		mg/l	SW846 6010C
Sodium		141	6.0		mg/l	SW846 6010C
Sodium Adsorption Ratio ^a		3.07			ratio	USDA HANDBOOK 60

DA74616-19B BKG04@6-7'

No hits reported in this sample.

(a) Calculated as: $(Na \text{ meq/L}) / \sqrt{[(Ca \text{ meq/L}) + (Mg \text{ meq/L})/2]}$

Sample Results

Report of Analysis

Report of Analysis

Client Sample ID: SEP02-FL-R@4-5'	
Lab Sample ID: DA74616-1	Date Sampled: 08/21/25
Matrix: SO - Soil	Date Received: 08/21/25
Method: SW846 8260B	Percent Solids: 83.4
Project: TASMCOA: Uhrich 19-29	

Run #	File ID	DF	Analyzed	By	Prep Date	Prep Batch	Analytical Batch
Run #1	6V63417.D	1	08/27/25 18:07	MB	n/a	n/a	V6V3004
Run #2							

Run #	Initial Weight	Final Volume
Run #1	5.22 g	5.0 ml
Run #2		

VOA COGCC Table 915 soil list

CAS No.	Compound	Result	RL	Units	Q
71-43-2	Benzene	< 0.0011	0.0011	mg/kg	
100-41-4	Ethylbenzene	< 0.0023	0.0023	mg/kg	
108-88-3	Toluene	< 0.0023	0.0023	mg/kg	
95-63-6	1,2,4-Trimethylbenzene	< 0.0023	0.0023	mg/kg	
108-67-8	1,3,5-Trimethylbenzene	< 0.0023	0.0023	mg/kg	
	m,p-Xylene	< 0.0023	0.0023	mg/kg	
95-47-6	o-Xylene	< 0.0023	0.0023	mg/kg	
1330-20-7	Xylene (total)	< 0.0023	0.0023	mg/kg	
	TPH-GRO (C6-C10)	< 0.23	0.23	mg/kg	

CAS No.	Surrogate Recoveries	Run# 1	Run# 2	Limits
1868-53-7	Dibromofluoromethane	111%		70-130%
2037-26-5	Toluene-D8	100%		70-130%
460-00-4	4-Bromofluorobenzene	95%		70-130%
17060-07-0	1,2-Dichloroethane-D4	103%		70-130%

RL = Reporting Limit
 E = Indicates value exceeds calibration range

J = Indicates an estimated value
 B = Indicates analyte found in associated method blank
 N = Indicates presumptive evidence of a compound

Report of Analysis

Client Sample ID: SEP02-FL-R@4-5'	
Lab Sample ID: DA74616-1	Date Sampled: 08/21/25
Matrix: SO - Soil	Date Received: 08/21/25
Method: SW846 8270E SW846 3570	Percent Solids: 83.4
Project: TASMCOA: Uhrich 19-29	

Run #	File ID	DF	Analyzed	By	Prep Date	Prep Batch	Analytical Batch
Run #1	7G003630.D	1	08/29/25 17:24	TH	08/28/25 11:00	OP28405	E7G137
Run #2							

Run #	Initial Weight	Final Volume
Run #1	5.1 g	10.0 ml
Run #2		

COGCC Table 915-1 PAH List

CAS No.	Compound	Result	RL	Units	Q
83-32-9	Acenaphthene	< 0.0047	0.0047	mg/kg	
120-12-7	Anthracene	< 0.0047	0.0047	mg/kg	
56-55-3	Benzo(a)anthracene	< 0.0059	0.0059	mg/kg	
205-99-2	Benzo(b)fluoranthene	< 0.0047	0.0047	mg/kg	
207-08-9	Benzo(k)fluoranthene	< 0.0047	0.0047	mg/kg	
50-32-8	Benzo(a)pyrene	< 0.0047	0.0047	mg/kg	
218-01-9	Chrysene	< 0.0047	0.0047	mg/kg	
53-70-3	Dibenzo(a,h)anthracene	< 0.0047	0.0047	mg/kg	
206-44-0	Fluoranthene	< 0.0047	0.0047	mg/kg	
86-73-7	Fluorene	< 0.0047	0.0047	mg/kg	
193-39-5	Indeno(1,2,3-cd)pyrene	< 0.0047	0.0047	mg/kg	
90-12-0	1-Methylnaphthalene	< 0.0047	0.0047	mg/kg	
91-57-6	2-Methylnaphthalene	< 0.0047	0.0047	mg/kg	
91-20-3	Naphthalene	< 0.0024	0.0024	mg/kg	
129-00-0	Pyrene	< 0.0047	0.0047	mg/kg	

CAS No.	Surrogate Recoveries	Run# 1	Run# 2	Limits
321-60-8	2-Fluorobiphenyl	99%		10-130%
4165-60-0	Nitrobenzene-d5	104%		10-130%
1718-51-0	Terphenyl-d14	99%		10-130%

RL = Reporting Limit
E = Indicates value exceeds calibration range

J = Indicates an estimated value
B = Indicates analyte found in associated method blank
N = Indicates presumptive evidence of a compound

Report of Analysis

3.1
3

Client Sample ID: SEP02-FL-R@4-5'	
Lab Sample ID: DA74616-1	Date Sampled: 08/21/25
Matrix: SO - Soil	Date Received: 08/21/25
Method: SW846-8015C SW846 3570	Percent Solids: 83.4
Project: TASMCOA: Uhrich 19-29	

Run #	File ID	DF	Analyzed	By	Prep Date	Prep Batch	Analytical Batch
Run #1	FP084697.D	1	08/27/25 10:38	JB	08/26/25 10:00	OP28387	GFP2473
Run #2							

Run #	Initial Weight	Final Volume
Run #1	5.5 g	10.0 ml
Run #2		

DRO C10-C28, ORO > C28-C36

CAS No.	Compound	Result	RL	Units	Q
	TPH-DRO (C10-C28)	< 4.4	4.4	mg/kg	
	TPH-ORO (> C28-C36)	< 6.5	6.5	mg/kg	

CAS No.	Surrogate Recoveries	Run# 1	Run# 2	Limits
84-15-1	o-Terphenyl	98%		20-142%

RL = Reporting Limit
E = Indicates value exceeds calibration range

J = Indicates an estimated value
B = Indicates analyte found in associated method blank
N = Indicates presumptive evidence of a compound

Report of Analysis

Client Sample ID: SEP02-FL-R@4-5'	Date Sampled: 08/21/25
Lab Sample ID: DA74616-1	Date Received: 08/21/25
Matrix: SO - Soil	Percent Solids: 83.4
Project: TASMCOA: Uhrich 19-29	

Metals Analysis

Analyte	Result	RL	Units	DF	Prep	Analyzed By	Method	Prep Method
Arsenic	4.7	0.12	mg/kg	5	08/22/25	08/25/25 GS	SW846 6020B ¹	SW846 3050B ²
Barium	171	1.2	mg/kg	5	08/22/25	08/25/25 GS	SW846 6020B ¹	SW846 3050B ²
Cadmium	0.23	0.059	mg/kg	5	08/22/25	08/25/25 GS	SW846 6020B ¹	SW846 3050B ²
Copper	7.0	1.2	mg/kg	5	08/22/25	08/25/25 GS	SW846 6020B ¹	SW846 3050B ²
Lead	9.9	0.30	mg/kg	5	08/22/25	08/25/25 GS	SW846 6020B ¹	SW846 3050B ²
Nickel	7.7	1.2	mg/kg	5	08/22/25	08/25/25 GS	SW846 6020B ¹	SW846 3050B ²
Selenium	< 0.24	0.24	mg/kg	5	08/22/25	08/25/25 GS	SW846 6020B ¹	SW846 3050B ²
Silver	< 0.059	0.059	mg/kg	5	08/22/25	08/25/25 GS	SW846 6020B ¹	SW846 3050B ²
Zinc	27.7	5.9	mg/kg	5	08/22/25	08/25/25 GS	SW846 6020B ¹	SW846 3050B ²

(1) Instrument QC Batch: MA19533

(2) Prep QC Batch: MP42519

RL = Reporting Limit

Report of Analysis

Client Sample ID: SEP02-FL-R@4-5'	Date Sampled: 08/21/25
Lab Sample ID: DA74616-1	Date Received: 08/21/25
Matrix: SO - Soil	Percent Solids: 83.4
Project: TASMCOA: Uhrich 19-29	

General Chemistry

Analyte	Result	RL	Units	DF	Analyzed	By	Method
%solids							
Solids, Percent	83.4		%	1	08/22/25	SN	SM2540G-2011 M
pH-saturated paste method							
pH	7.86		su	1	08/30/25 15:00	JB	WREP-125,4E-SATPASTE
prep: DEPT.OF AG, BOOK N9							
Specific Conductivity	0.36	0.0010	mmhos/cm	1	08/30/25 15:00	SG	SM 2510B-2011 MOD
Chromium, Hexavalent ^a	< 0.46	0.46	mg/kg	1	09/06/25 17:40	ANJ	SW846 3060A/7199

(a) Analysis performed at SGS Dayton, NJ.

RL = Reporting Limit

Report of Analysis

Client Sample ID: SEP02-FL-R@4-5'	
Lab Sample ID: DA74616-1A	Date Sampled: 08/21/25
Matrix: SO - Soil	Date Received: 08/21/25
	Percent Solids: 83.4
Project: TASMCOA: Uhrich 19-29	

SAR Metals Analysis

Analyte	Result	RL	Units	DF	Prep	Analyzed By	Method	Prep Method
Calcium	44.7	6.0	mg/l	1	08/26/25	08/28/25 BR	SW846 6010C ¹	USDA HANDBOOK 60 ²
Magnesium	11.2	3.0	mg/l	1	08/26/25	08/28/25 BR	SW846 6010C ¹	USDA HANDBOOK 60 ²
Sodium	< 6.0	6.0	mg/l	1	08/26/25	08/28/25 BR	SW846 6010C ¹	USDA HANDBOOK 60 ²

(1) Instrument QC Batch: MA19545

(2) Prep QC Batch: MP42554

RL = Reporting Limit

Report of Analysis

Client Sample ID: SEP02-FL-R@4-5'	
Lab Sample ID: DA74616-1A	Date Sampled: 08/21/25
Matrix: SO - Soil	Date Received: 08/21/25
	Percent Solids: 83.4
Project: TASMCOA: Uhrich 19-29	

General Chemistry

Analyte	Result	RL	Units	DF	Analyzed	By	Method
Sodium Adsorption Ratio ^a	0.151		ratio	1	08/28/25 11:16	BR	USDA HANDBOOK 60

(a) Calculated as: $(Na \text{ meq/L}) / \sqrt{[(Ca \text{ meq/L}) + (Mg \text{ meq/L})/2]}$

RL = Reporting Limit

Report of Analysis

Client Sample ID: SEP02-FL-R@4-5'	
Lab Sample ID: DA74616-1B	Date Sampled: 08/21/25
Matrix: SO - Soil	Date Received: 08/21/25
	Percent Solids: 83.4
Project: TASMCOA: Uhrich 19-29	

Hot Water Soluble Boron Metals Analysis

Analyte	Result	RL	Units	DF	Prep	Analyzed By	Method	Prep Method
Boron	< 0.50	0.50	mg/l	1	08/22/25	08/27/25 BR	SW846 6010C ¹	HWS-B ²

(1) Instrument QC Batch: MA19538

(2) Prep QC Batch: MP42517

RL = Reporting Limit

Report of Analysis

Client Sample ID: FL-SS-01R@4-5'	
Lab Sample ID: DA74616-2	Date Sampled: 08/21/25
Matrix: SO - Soil	Date Received: 08/21/25
Method: SW846 8260B	Percent Solids: 85.5
Project: TASMCOA: Uhrich 19-29	

Run #	File ID	DF	Analyzed	By	Prep Date	Prep Batch	Analytical Batch
Run #1	6V63433.D	1	08/28/25 00:05	MB	n/a	n/a	V6V3004
Run #2							

Run #	Initial Weight	Final Volume
Run #1	5.33 g	5.0 ml
Run #2		

VOA COGCC Table 915 soil list

CAS No.	Compound	Result	RL	Units	Q
71-43-2	Benzene	< 0.0011	0.0011	mg/kg	
100-41-4	Ethylbenzene	< 0.0022	0.0022	mg/kg	
108-88-3	Toluene	< 0.0022	0.0022	mg/kg	
95-63-6	1,2,4-Trimethylbenzene	< 0.0022	0.0022	mg/kg	
108-67-8	1,3,5-Trimethylbenzene	< 0.0022	0.0022	mg/kg	
	m,p-Xylene	< 0.0022	0.0022	mg/kg	
95-47-6	o-Xylene	< 0.0022	0.0022	mg/kg	
1330-20-7	Xylene (total)	< 0.0022	0.0022	mg/kg	
	TPH-GRO (C6-C10)	< 0.22	0.22	mg/kg	

CAS No.	Surrogate Recoveries	Run# 1	Run# 2	Limits
1868-53-7	Dibromofluoromethane	113%		70-130%
2037-26-5	Toluene-D8	100%		70-130%
460-00-4	4-Bromofluorobenzene	98%		70-130%
17060-07-0	1,2-Dichloroethane-D4	100%		70-130%

RL = Reporting Limit
E = Indicates value exceeds calibration range

J = Indicates an estimated value
B = Indicates analyte found in associated method blank
N = Indicates presumptive evidence of a compound

Report of Analysis

Client Sample ID: FL-SS-01R@4-5'		Date Sampled: 08/21/25
Lab Sample ID: DA74616-2		Date Received: 08/21/25
Matrix: SO - Soil		Percent Solids: 85.5
Method: SW846 8270E SW846 3570		
Project: TASMCOA: Uhrich 19-29		

Run #	File ID	DF	Analyzed	By	Prep Date	Prep Batch	Analytical Batch
Run #1	7G003631.D	1	08/29/25 17:50	TH	08/28/25 11:00	OP28405	E7G137
Run #2							

Run #	Initial Weight	Final Volume
Run #1	5.1 g	10.0 ml
Run #2		

COGCC Table 915-1 PAH List

CAS No.	Compound	Result	RL	Units	Q
83-32-9	Acenaphthene	< 0.0046	0.0046	mg/kg	
120-12-7	Anthracene	< 0.0046	0.0046	mg/kg	
56-55-3	Benzo(a)anthracene	< 0.0057	0.0057	mg/kg	
205-99-2	Benzo(b)fluoranthene	< 0.0046	0.0046	mg/kg	
207-08-9	Benzo(k)fluoranthene	< 0.0046	0.0046	mg/kg	
50-32-8	Benzo(a)pyrene	< 0.0046	0.0046	mg/kg	
218-01-9	Chrysene	< 0.0046	0.0046	mg/kg	
53-70-3	Dibenzo(a,h)anthracene	< 0.0046	0.0046	mg/kg	
206-44-0	Fluoranthene	< 0.0046	0.0046	mg/kg	
86-73-7	Fluorene	< 0.0046	0.0046	mg/kg	
193-39-5	Indeno(1,2,3-cd)pyrene	< 0.0046	0.0046	mg/kg	
90-12-0	1-Methylnaphthalene	< 0.0046	0.0046	mg/kg	
91-57-6	2-Methylnaphthalene	< 0.0046	0.0046	mg/kg	
91-20-3	Naphthalene	< 0.0023	0.0023	mg/kg	
129-00-0	Pyrene	< 0.0046	0.0046	mg/kg	

CAS No.	Surrogate Recoveries	Run# 1	Run# 2	Limits
321-60-8	2-Fluorobiphenyl	82%		10-130%
4165-60-0	Nitrobenzene-d5	86%		10-130%
1718-51-0	Terphenyl-d14	85%		10-130%

RL = Reporting Limit
E = Indicates value exceeds calibration range

J = Indicates an estimated value
B = Indicates analyte found in associated method blank
N = Indicates presumptive evidence of a compound

Report of Analysis

3.4
3

Client Sample ID: FL-SS-01R@4-5'	
Lab Sample ID: DA74616-2	Date Sampled: 08/21/25
Matrix: SO - Soil	Date Received: 08/21/25
Method: SW846-8015C SW846 3570	Percent Solids: 85.5
Project: TASMCOA: Uhrich 19-29	

Run #	File ID	DF	Analyzed	By	Prep Date	Prep Batch	Analytical Batch
Run #1	FP084698.D	1	08/27/25 10:50	JB	08/26/25 10:00	OP28387	GFP2473
Run #2							

Run #	Initial Weight	Final Volume
Run #1	5.1 g	10.0 ml
Run #2		

DRO C10-C28, ORO > C28-C36

CAS No.	Compound	Result	RL	Units	Q
	TPH-DRO (C10-C28)	< 4.6	4.6	mg/kg	
	TPH-ORO (> C28-C36)	< 6.9	6.9	mg/kg	

CAS No.	Surrogate Recoveries	Run# 1	Run# 2	Limits
84-15-1	o-Terphenyl	92%		20-142%

RL = Reporting Limit
E = Indicates value exceeds calibration range

J = Indicates an estimated value
B = Indicates analyte found in associated method blank
N = Indicates presumptive evidence of a compound

Report of Analysis

Client Sample ID: FL-SS-01R@4-5'	
Lab Sample ID: DA74616-2	Date Sampled: 08/21/25
Matrix: SO - Soil	Date Received: 08/21/25
	Percent Solids: 85.5
Project: TASMCOA: Uhrich 19-29	

Metals Analysis

Analyte	Result	RL	Units	DF	Prep	Analyzed By	Method	Prep Method
Arsenic	4.4	0.11	mg/kg	5	08/22/25	08/26/25 GS	SW846 6020B ¹	SW846 3050B ²
Barium	201	1.1	mg/kg	5	08/22/25	08/26/25 GS	SW846 6020B ¹	SW846 3050B ²
Cadmium	0.39	0.057	mg/kg	5	08/22/25	08/26/25 GS	SW846 6020B ¹	SW846 3050B ²
Copper	6.0	1.1	mg/kg	5	08/22/25	08/26/25 GS	SW846 6020B ¹	SW846 3050B ²
Lead	8.4	0.29	mg/kg	5	08/22/25	08/26/25 GS	SW846 6020B ¹	SW846 3050B ²
Nickel	6.6	1.1	mg/kg	5	08/22/25	08/26/25 GS	SW846 6020B ¹	SW846 3050B ²
Selenium	< 0.23	0.23	mg/kg	5	08/22/25	08/26/25 GS	SW846 6020B ¹	SW846 3050B ²
Silver	0.079	0.057	mg/kg	5	08/22/25	08/26/25 GS	SW846 6020B ¹	SW846 3050B ²
Zinc	23.4	5.7	mg/kg	5	08/22/25	08/26/25 GS	SW846 6020B ¹	SW846 3050B ²

(1) Instrument QC Batch: MA19533

(2) Prep QC Batch: MP42519

RL = Reporting Limit

Report of Analysis

Client Sample ID: FL-SS-01R@4-5'	
Lab Sample ID: DA74616-2	Date Sampled: 08/21/25
Matrix: SO - Soil	Date Received: 08/21/25
	Percent Solids: 85.5
Project: TASMCOA: Uhrich 19-29	

General Chemistry

Analyte	Result	RL	Units	DF	Analyzed	By	Method
%solids							
Solids, Percent	85.5		%	1	08/22/25	SN	SM2540G-2011 M
pH-saturated paste method							
pH	7.96		su	1	08/30/25 15:00	JB	WREP-125,4E-SATPASTE
prep: DEPT.OF AG, BOOK N9							
Specific Conductivity	0.43	0.0010	mmhos/cm	1	08/30/25 15:00	SG	SM 2510B-2011 MOD
Chromium, Hexavalent ^a	< 0.45	0.45	mg/kg	1	09/06/25 17:48	ANJ	SW846 3060A/7199

(a) Analysis performed at SGS Dayton, NJ.

RL = Reporting Limit

Report of Analysis

Client Sample ID: FL-SS-01R@4-5'	
Lab Sample ID: DA74616-2A	Date Sampled: 08/21/25
Matrix: SO - Soil	Date Received: 08/21/25
	Percent Solids: 85.5
Project: TASMCOA: Uhrich 19-29	

SAR Metals Analysis

Analyte	Result	RL	Units	DF	Prep	Analyzed By	Method	Prep Method
Calcium	39.1	6.0	mg/l	1	08/26/25	08/28/25 BR	SW846 6010C ¹	USDA HANDBOOK 60 ²
Magnesium	12.3	3.0	mg/l	1	08/26/25	08/28/25 BR	SW846 6010C ¹	USDA HANDBOOK 60 ²
Sodium	< 6.0	6.0	mg/l	1	08/26/25	08/28/25 BR	SW846 6010C ¹	USDA HANDBOOK 60 ²

(1) Instrument QC Batch: MA19545

(2) Prep QC Batch: MP42554

RL = Reporting Limit

Report of Analysis

Client Sample ID: FL-SS-01R@4-5'	
Lab Sample ID: DA74616-2A	Date Sampled: 08/21/25
Matrix: SO - Soil	Date Received: 08/21/25
	Percent Solids: 85.5
Project: TASMCOA: Uhrich 19-29	

General Chemistry

Analyte	Result	RL	Units	DF	Analyzed	By	Method
Sodium Adsorption Ratio ^a	0.0954		ratio	1	08/28/25 11:18	BR	USDA HANDBOOK 60

(a) Calculated as: $(Na \text{ meq/L}) / \sqrt{[(Ca \text{ meq/L}) + (Mg \text{ meq/L})/2]}$

RL = Reporting Limit

Report of Analysis

Client Sample ID: FL-SS-01R@4-5'	
Lab Sample ID: DA74616-2B	Date Sampled: 08/21/25
Matrix: SO - Soil	Date Received: 08/21/25
	Percent Solids: 85.5
Project: TASMCOA: Uhrich 19-29	

Hot Water Soluble Boron Metals Analysis

Analyte	Result	RL	Units	DF	Prep	Analyzed By	Method	Prep Method
Boron	< 0.50	0.50	mg/l	1	08/22/25	08/27/25 BR	SW846 6010C ¹	HWS-B ²

(1) Instrument QC Batch: MA19538

(2) Prep QC Batch: MP42517

RL = Reporting Limit

Report of Analysis

Client Sample ID: SEP02-DL-R@3-4'	
Lab Sample ID: DA74616-3	Date Sampled: 08/21/25
Matrix: SO - Soil	Date Received: 08/21/25
Method: SW846 8260B	Percent Solids: 89.8
Project: TASMCOA: Uhrich 19-29	

Run #	File ID	DF	Analyzed	By	Prep Date	Prep Batch	Analytical Batch
Run #1	6V63434.D	1	08/28/25 00:27	MB	n/a	n/a	V6V3004
Run #2							

Run #	Initial Weight	Final Volume
Run #1	5.38 g	5.0 ml
Run #2		

VOA COGCC Table 915 soil list

CAS No.	Compound	Result	RL	Units	Q
71-43-2	Benzene	< 0.0010	0.0010	mg/kg	
100-41-4	Ethylbenzene	< 0.0021	0.0021	mg/kg	
108-88-3	Toluene	< 0.0021	0.0021	mg/kg	
95-63-6	1,2,4-Trimethylbenzene	< 0.0021	0.0021	mg/kg	
108-67-8	1,3,5-Trimethylbenzene	< 0.0021	0.0021	mg/kg	
	m,p-Xylene	< 0.0021	0.0021	mg/kg	
95-47-6	o-Xylene	< 0.0021	0.0021	mg/kg	
1330-20-7	Xylene (total)	< 0.0021	0.0021	mg/kg	
	TPH-GRO (C6-C10)	< 0.21	0.21	mg/kg	

CAS No.	Surrogate Recoveries	Run# 1	Run# 2	Limits
1868-53-7	Dibromofluoromethane	117%		70-130%
2037-26-5	Toluene-D8	100%		70-130%
460-00-4	4-Bromofluorobenzene	94%		70-130%
17060-07-0	1,2-Dichloroethane-D4	107%		70-130%

RL = Reporting Limit
E = Indicates value exceeds calibration range

J = Indicates an estimated value
B = Indicates analyte found in associated method blank
N = Indicates presumptive evidence of a compound

Report of Analysis

37
3

Client Sample ID: SEP02-DL-R@3-4'		Date Sampled: 08/21/25
Lab Sample ID: DA74616-3		Date Received: 08/21/25
Matrix: SO - Soil		Percent Solids: 89.8
Method: SW846 8270E SW846 3570		
Project: TASMCOA: Uhrich 19-29		

Run #	File ID	DF	Analyzed	By	Prep Date	Prep Batch	Analytical Batch
Run #1	7G003742.D	1	09/02/25 23:40	TH	09/02/25 15:00	OP28447	E7G141
Run #2							

Run #	Initial Weight	Final Volume
Run #1	5.0 g	10.0 ml
Run #2		

COGCC Table 915-1 PAH List

CAS No.	Compound	Result	RL	Units	Q
83-32-9	Acenaphthene	< 0.0045	0.0045	mg/kg	
120-12-7	Anthracene	< 0.0045	0.0045	mg/kg	
56-55-3	Benzo(a)anthracene	< 0.0056	0.0056	mg/kg	
205-99-2	Benzo(b)fluoranthene	< 0.0045	0.0045	mg/kg	
207-08-9	Benzo(k)fluoranthene	< 0.0045	0.0045	mg/kg	
50-32-8	Benzo(a)pyrene ^a	< 0.0045	0.0045	mg/kg	
218-01-9	Chrysene	< 0.0045	0.0045	mg/kg	
53-70-3	Dibenzo(a,h)anthracene	< 0.0045	0.0045	mg/kg	
206-44-0	Fluoranthene	< 0.0045	0.0045	mg/kg	
86-73-7	Fluorene	< 0.0045	0.0045	mg/kg	
193-39-5	Indeno(1,2,3-cd)pyrene	< 0.0045	0.0045	mg/kg	
90-12-0	1-Methylnaphthalene	< 0.0045	0.0045	mg/kg	
91-57-6	2-Methylnaphthalene	< 0.0045	0.0045	mg/kg	
91-20-3	Naphthalene	< 0.0022	0.0022	mg/kg	
129-00-0	Pyrene	< 0.0045	0.0045	mg/kg	

CAS No.	Surrogate Recoveries	Run# 1	Run# 2	Limits
321-60-8	2-Fluorobiphenyl	70%		10-130%
4165-60-0	Nitrobenzene-d5	103%		10-130%
1718-51-0	Terphenyl-d14	89%		10-130%

(a) Associated QCs outside control limits. Sample result may be biased high.

RL = Reporting Limit
E = Indicates value exceeds calibration range

J = Indicates an estimated value
B = Indicates analyte found in associated method blank
N = Indicates presumptive evidence of a compound

Report of Analysis

37
3

Client Sample ID: SEP02-DL-R@3-4'	
Lab Sample ID: DA74616-3	Date Sampled: 08/21/25
Matrix: SO - Soil	Date Received: 08/21/25
Method: SW846-8015C SW846 3570	Percent Solids: 89.8
Project: TASMCOA: Uhrich 19-29	

Run #	File ID	DF	Analyzed	By	Prep Date	Prep Batch	Analytical Batch
Run #1	FP084699.D	1	08/27/25 11:01	JB	08/26/25 10:00	OP28387	GFP2473
Run #2							

Run #	Initial Weight	Final Volume
Run #1	5.5 g	10.0 ml
Run #2		

DRO C10-C28, ORO > C28-C36

CAS No.	Compound	Result	RL	Units	Q
	TPH-DRO (C10-C28)	4.49	4.0	mg/kg	
	TPH-ORO (> C28-C36)	7.90	6.1	mg/kg	

CAS No.	Surrogate Recoveries	Run# 1	Run# 2	Limits
84-15-1	o-Terphenyl	83%		20-142%

RL = Reporting Limit
E = Indicates value exceeds calibration range

J = Indicates an estimated value
B = Indicates analyte found in associated method blank
N = Indicates presumptive evidence of a compound

Report of Analysis

Client Sample ID: SEP02-DL-R@3-4'	Date Sampled: 08/21/25
Lab Sample ID: DA74616-3	Date Received: 08/21/25
Matrix: SO - Soil	Percent Solids: 89.8
Project: TASMCOA: Uhrich 19-29	

Metals Analysis

Analyte	Result	RL	Units	DF	Prep	Analyzed By	Method	Prep Method
Arsenic	2.8	0.11	mg/kg	5	08/22/25	08/26/25 GS	SW846 6020B ¹	SW846 3050B ²
Barium	80.5	1.1	mg/kg	5	08/22/25	08/26/25 GS	SW846 6020B ¹	SW846 3050B ²
Cadmium	0.18	0.054	mg/kg	5	08/22/25	08/26/25 GS	SW846 6020B ¹	SW846 3050B ²
Copper	6.7	1.1	mg/kg	5	08/22/25	08/26/25 GS	SW846 6020B ¹	SW846 3050B ²
Lead	8.1	0.27	mg/kg	5	08/22/25	08/26/25 GS	SW846 6020B ¹	SW846 3050B ²
Nickel	5.2	1.1	mg/kg	5	08/22/25	08/26/25 GS	SW846 6020B ¹	SW846 3050B ²
Selenium	< 0.21	0.21	mg/kg	5	08/22/25	08/26/25 GS	SW846 6020B ¹	SW846 3050B ²
Silver	0.072	0.054	mg/kg	5	08/22/25	08/26/25 GS	SW846 6020B ¹	SW846 3050B ²
Zinc	24.6	5.4	mg/kg	5	08/22/25	08/26/25 GS	SW846 6020B ¹	SW846 3050B ²

(1) Instrument QC Batch: MA19533

(2) Prep QC Batch: MP42519

RL = Reporting Limit

Report of Analysis

Client Sample ID: SEP02-DL-R@3-4'	Date Sampled: 08/21/25
Lab Sample ID: DA74616-3	Date Received: 08/21/25
Matrix: SO - Soil	Percent Solids: 89.8
Project: TASMCOA: Uhrich 19-29	

General Chemistry

Analyte	Result	RL	Units	DF	Analyzed	By	Method
%solids							
Solids, Percent	89.8		%	1	08/22/25	SN	SM2540G-2011 M
pH-saturated paste method							
pH	7.64		su	1	08/30/25 15:00	JB	WREP-125,4E-SATPASTE
prep: DEPT.OF AG, BOOK N9							
Specific Conductivity	0.59	0.0010	mmhos/cm	1	08/30/25 15:00	SG	SM 2510B-2011 MOD
Chromium, Hexavalent ^a	< 0.45	0.45	mg/kg	1	09/06/25 18:03	ANJ	SW846 3060A/7199

(a) Analysis performed at SGS Dayton, NJ.

RL = Reporting Limit

Report of Analysis

Client Sample ID: SEP02-DL-R@3-4'	
Lab Sample ID: DA74616-3A	Date Sampled: 08/21/25
Matrix: SO - Soil	Date Received: 08/21/25
	Percent Solids: 89.8
Project: TASMCOA: Uhrich 19-29	

SAR Metals Analysis

Analyte	Result	RL	Units	DF	Prep	Analyzed By	Method	Prep Method
Calcium	88.4	6.0	mg/l	1	08/26/25	08/28/25 BR	SW846 6010C ¹	USDA HANDBOOK 60 ²
Magnesium	14.9	3.0	mg/l	1	08/26/25	08/28/25 BR	SW846 6010C ¹	USDA HANDBOOK 60 ²
Sodium	16.7	6.0	mg/l	1	08/26/25	08/28/25 BR	SW846 6010C ¹	USDA HANDBOOK 60 ²

(1) Instrument QC Batch: MA19545

(2) Prep QC Batch: MP42554

RL = Reporting Limit

Report of Analysis

Client Sample ID: SEP02-DL-R@3-4'	
Lab Sample ID: DA74616-3A	Date Sampled: 08/21/25
Matrix: SO - Soil	Date Received: 08/21/25
	Percent Solids: 89.8
Project: TASMCOA: Uhrich 19-29	

General Chemistry

Analyte	Result	RL	Units	DF	Analyzed	By	Method
Sodium Adsorption Ratio ^a	0.432		ratio	1	08/28/25 11:19	BR	USDA HANDBOOK 60

(a) Calculated as: $(Na \text{ meq/L}) / \sqrt{[(Ca \text{ meq/L}) + (Mg \text{ meq/L})/2]}$

RL = Reporting Limit

Report of Analysis

Client Sample ID: SEP02-DL-R@3-4'	
Lab Sample ID: DA74616-3B	Date Sampled: 08/21/25
Matrix: SO - Soil	Date Received: 08/21/25
	Percent Solids: 89.8
Project: TASMCOA: Uhrich 19-29	

Hot Water Soluble Boron Metals Analysis

Analyte	Result	RL	Units	DF	Prep	Analyzed By	Method	Prep Method
Boron	< 0.50	0.50	mg/l	1	08/22/25	08/27/25 BR	SW846 6010C ¹	HWS-B ²

(1) Instrument QC Batch: MA19538

(2) Prep QC Batch: MP42517

RL = Reporting Limit

Report of Analysis

Client Sample ID: SS03R@2-3'	
Lab Sample ID: DA74616-4	Date Sampled: 08/21/25
Matrix: SO - Soil	Date Received: 08/21/25
Method: SW846 8260B	Percent Solids: 84.6
Project: TASMCOA: Uhrich 19-29	

Run #1	File ID	DF	Analyzed	By	Prep Date	Prep Batch	Analytical Batch
Run #1	6V63435.D	1	08/28/25 00:49	MB	n/a	n/a	V6V3004
Run #2							

Run #1	Initial Weight	Final Volume
Run #1	5.08 g	5.0 ml
Run #2		

VOA COGCC Table 915 soil list

CAS No.	Compound	Result	RL	Units	Q
71-43-2	Benzene	< 0.0012	0.0012	mg/kg	
100-41-4	Ethylbenzene	< 0.0023	0.0023	mg/kg	
108-88-3	Toluene	< 0.0023	0.0023	mg/kg	
95-63-6	1,2,4-Trimethylbenzene	< 0.0023	0.0023	mg/kg	
108-67-8	1,3,5-Trimethylbenzene	< 0.0023	0.0023	mg/kg	
	m,p-Xylene	< 0.0023	0.0023	mg/kg	
95-47-6	o-Xylene	< 0.0023	0.0023	mg/kg	
1330-20-7	Xylene (total)	< 0.0023	0.0023	mg/kg	
	TPH-GRO (C6-C10)	< 0.23	0.23	mg/kg	

CAS No.	Surrogate Recoveries	Run# 1	Run# 2	Limits
1868-53-7	Dibromofluoromethane	119%		70-130%
2037-26-5	Toluene-D8	102%		70-130%
460-00-4	4-Bromofluorobenzene	94%		70-130%
17060-07-0	1,2-Dichloroethane-D4	103%		70-130%

RL = Reporting Limit
E = Indicates value exceeds calibration range

J = Indicates an estimated value
B = Indicates analyte found in associated method blank
N = Indicates presumptive evidence of a compound

Report of Analysis

Client Sample ID: SS03R@2-3'		
Lab Sample ID: DA74616-4		Date Sampled: 08/21/25
Matrix: SO - Soil		Date Received: 08/21/25
Method: SW846 8270E SW846 3570		Percent Solids: 84.6
Project: TASMCOA: Uhrich 19-29		

Run #	File ID	DF	Analyzed	By	Prep Date	Prep Batch	Analytical Batch
Run #1	7G003633.D	1	08/29/25 18:42	TH	08/28/25 11:00	OP28405	E7G137
Run #2							

Run #	Initial Weight	Final Volume
Run #1	5.2 g	10.0 ml
Run #2		

COGCC Table 915-1 PAH List

CAS No.	Compound	Result	RL	Units	Q
83-32-9	Acenaphthene	< 0.0045	0.0045	mg/kg	
120-12-7	Anthracene	< 0.0045	0.0045	mg/kg	
56-55-3	Benzo(a)anthracene	< 0.0057	0.0057	mg/kg	
205-99-2	Benzo(b)fluoranthene	< 0.0045	0.0045	mg/kg	
207-08-9	Benzo(k)fluoranthene	< 0.0045	0.0045	mg/kg	
50-32-8	Benzo(a)pyrene	< 0.0045	0.0045	mg/kg	
218-01-9	Chrysene	< 0.0045	0.0045	mg/kg	
53-70-3	Dibenzo(a,h)anthracene	< 0.0045	0.0045	mg/kg	
206-44-0	Fluoranthene	< 0.0045	0.0045	mg/kg	
86-73-7	Fluorene	< 0.0045	0.0045	mg/kg	
193-39-5	Indeno(1,2,3-cd)pyrene	< 0.0045	0.0045	mg/kg	
90-12-0	1-Methylnaphthalene	< 0.0045	0.0045	mg/kg	
91-57-6	2-Methylnaphthalene	< 0.0045	0.0045	mg/kg	
91-20-3	Naphthalene	< 0.0023	0.0023	mg/kg	
129-00-0	Pyrene	< 0.0045	0.0045	mg/kg	

CAS No.	Surrogate Recoveries	Run# 1	Run# 2	Limits
321-60-8	2-Fluorobiphenyl	91%		10-130%
4165-60-0	Nitrobenzene-d5	98%		10-130%
1718-51-0	Terphenyl-d14	97%		10-130%

RL = Reporting Limit
E = Indicates value exceeds calibration range

J = Indicates an estimated value
B = Indicates analyte found in associated method blank
N = Indicates presumptive evidence of a compound

Report of Analysis

Client Sample ID: SS03R@2-3'		
Lab Sample ID: DA74616-4		Date Sampled: 08/21/25
Matrix: SO - Soil		Date Received: 08/21/25
Method: SW846-8015C SW846 3570		Percent Solids: 84.6
Project: TASMCOA: Uhrich 19-29		

	File ID	DF	Analyzed	By	Prep Date	Prep Batch	Analytical Batch
Run #1	FP084700.D	1	08/27/25 11:13	JB	08/26/25 10:00	OP28387	GFP2473
Run #2							

	Initial Weight	Final Volume
Run #1	5.4 g	10.0 ml
Run #2		

DRO C10-C28, ORO > C28-C36

CAS No.	Compound	Result	RL	Units	Q
	TPH-DRO (C10-C28)	< 4.3	4.3	mg/kg	
	TPH-ORO (> C28-C36)	< 6.5	6.5	mg/kg	

CAS No.	Surrogate Recoveries	Run# 1	Run# 2	Limits
84-15-1	o-Terphenyl	91%		20-142%

RL = Reporting Limit
E = Indicates value exceeds calibration range

J = Indicates an estimated value
B = Indicates analyte found in associated method blank
N = Indicates presumptive evidence of a compound

Report of Analysis

Client Sample ID: SS03R@2-3'	
Lab Sample ID: DA74616-4	Date Sampled: 08/21/25
Matrix: SO - Soil	Date Received: 08/21/25
	Percent Solids: 84.6
Project: TASMCOA: Uhrich 19-29	

Metals Analysis

Analyte	Result	RL	Units	DF	Prep	Analyzed By	Method	Prep Method
Arsenic	3.9	0.11	mg/kg	5	08/22/25	08/26/25 GS	SW846 6020B ¹	SW846 3050B ²
Barium	110	1.1	mg/kg	5	08/22/25	08/26/25 GS	SW846 6020B ¹	SW846 3050B ²
Cadmium	0.15	0.055	mg/kg	5	08/22/25	08/26/25 GS	SW846 6020B ¹	SW846 3050B ²
Copper	4.6	1.1	mg/kg	5	08/22/25	08/26/25 GS	SW846 6020B ¹	SW846 3050B ²
Lead	7.2	0.28	mg/kg	5	08/22/25	08/26/25 GS	SW846 6020B ¹	SW846 3050B ²
Nickel	5.7	1.1	mg/kg	5	08/22/25	08/26/25 GS	SW846 6020B ¹	SW846 3050B ²
Selenium	< 0.22	0.22	mg/kg	5	08/22/25	08/26/25 GS	SW846 6020B ¹	SW846 3050B ²
Silver	< 0.055	0.055	mg/kg	5	08/22/25	08/26/25 GS	SW846 6020B ¹	SW846 3050B ²
Zinc	19.2	5.5	mg/kg	5	08/22/25	08/26/25 GS	SW846 6020B ¹	SW846 3050B ²

(1) Instrument QC Batch: MA19533

(2) Prep QC Batch: MP42519

RL = Reporting Limit

Report of Analysis

Client Sample ID: SS03R@2-3'	Date Sampled: 08/21/25
Lab Sample ID: DA74616-4	Date Received: 08/21/25
Matrix: SO - Soil	Percent Solids: 84.6
Project: TASMCOA: Uhrich 19-29	

General Chemistry

Analyte	Result	RL	Units	DF	Analyzed	By	Method
%solids							
Solids, Percent	84.6		%	1	08/22/25	SN	SM2540G-2011 M
pH-saturated paste method							
pH	7.68		su	1	08/30/25 15:00	JB	WREP-125,4E-SATPASTE
prep: DEPT.OF AG, BOOK N9							
Specific Conductivity	0.48	0.0010	mmhos/cm	1	08/30/25 15:00	SG	SM 2510B-2011 MOD
Chromium, Hexavalent ^a	< 0.47	0.47	mg/kg	1	09/06/25 18:27	ANJ	SW846 3060A/7199

(a) Analysis performed at SGS Dayton, NJ.

RL = Reporting Limit

Report of Analysis

Client Sample ID: SS03R@2-3'	Date Sampled: 08/21/25
Lab Sample ID: DA74616-4A	Date Received: 08/21/25
Matrix: SO - Soil	Percent Solids: 84.6
Project: TASMCOA: Uhrich 19-29	

SAR Metals Analysis

Analyte	Result	RL	Units	DF	Prep	Analyzed By	Method	Prep Method
Calcium	67.8	6.0	mg/l	1	08/26/25	08/28/25 BR	SW846 6010C ¹	USDA HANDBOOK 60 ²
Magnesium	14.2	3.0	mg/l	1	08/26/25	08/28/25 BR	SW846 6010C ¹	USDA HANDBOOK 60 ²
Sodium	< 6.0	6.0	mg/l	1	08/26/25	08/28/25 BR	SW846 6010C ¹	USDA HANDBOOK 60 ²

(1) Instrument QC Batch: MA19545

(2) Prep QC Batch: MP42554

RL = Reporting Limit

Report of Analysis

Client Sample ID: SS03R@2-3'	Date Sampled: 08/21/25
Lab Sample ID: DA74616-4A	Date Received: 08/21/25
Matrix: SO - Soil	Percent Solids: 84.6
Project: TASMCOA: Uhrich 19-29	

General Chemistry

Analyte	Result	RL	Units	DF	Analyzed	By	Method
Sodium Adsorption Ratio ^a	0.0720		ratio	1	08/28/25 11:21	BR	USDA HANDBOOK 60

(a) Calculated as: $(Na \text{ meq/L}) / \sqrt{[(Ca \text{ meq/L}) + (Mg \text{ meq/L})/2]}$

RL = Reporting Limit

Report of Analysis

Client Sample ID: SS03R@2-3'	Date Sampled: 08/21/25
Lab Sample ID: DA74616-4B	Date Received: 08/21/25
Matrix: SO - Soil	Percent Solids: 84.6
Project: TASMCOA: Uhrich 19-29	

Hot Water Soluble Boron Metals Analysis

Analyte	Result	RL	Units	DF	Prep	Analyzed By	Method	Prep Method
Boron	< 0.50	0.50	mg/l	1	08/22/25	08/27/25 BR	SW846 6010C ¹	HWS-B ²

(1) Instrument QC Batch: MA19538

(2) Prep QC Batch: MP42517

RL = Reporting Limit

Report of Analysis

Client Sample ID: AST01R@0.5-1.5'	
Lab Sample ID: DA74616-5	Date Sampled: 08/21/25
Matrix: SO - Soil	Date Received: 08/21/25
Method: SW846 8260B	Percent Solids: 89.8
Project: TASMCOA: Uhrich 19-29	

Run #1	File ID	DF	Analyzed	By	Prep Date	Prep Batch	Analytical Batch
Run #1	6V63436.D	1	08/28/25 01:11	MB	n/a	n/a	V6V3004
Run #2							

Run #1	Initial Weight	Final Volume
Run #1	5.07 g	5.0 ml
Run #2		

VOA COGCC Table 915 soil list

CAS No.	Compound	Result	RL	Units	Q
71-43-2	Benzene	< 0.0011	0.0011	mg/kg	
100-41-4	Ethylbenzene	< 0.0022	0.0022	mg/kg	
108-88-3	Toluene	< 0.0022	0.0022	mg/kg	
95-63-6	1,2,4-Trimethylbenzene	< 0.0022	0.0022	mg/kg	
108-67-8	1,3,5-Trimethylbenzene	< 0.0022	0.0022	mg/kg	
	m,p-Xylene	< 0.0022	0.0022	mg/kg	
95-47-6	o-Xylene	< 0.0022	0.0022	mg/kg	
1330-20-7	Xylene (total)	< 0.0022	0.0022	mg/kg	
	TPH-GRO (C6-C10)	< 0.22	0.22	mg/kg	

CAS No.	Surrogate Recoveries	Run# 1	Run# 2	Limits
1868-53-7	Dibromofluoromethane	123%		70-130%
2037-26-5	Toluene-D8	102%		70-130%
460-00-4	4-Bromofluorobenzene	100%		70-130%
17060-07-0	1,2-Dichloroethane-D4	106%		70-130%

RL = Reporting Limit
E = Indicates value exceeds calibration range

J = Indicates an estimated value
B = Indicates analyte found in associated method blank
N = Indicates presumptive evidence of a compound

Report of Analysis

Client Sample ID: AST01R@0.5-1.5'	
Lab Sample ID: DA74616-5	Date Sampled: 08/21/25
Matrix: SO - Soil	Date Received: 08/21/25
Method: SW846 8270E SW846 3570	Percent Solids: 89.8
Project: TASMCOA: Uhrich 19-29	

Run #	File ID	DF	Analyzed	By	Prep Date	Prep Batch	Analytical Batch
Run #1	7G003634.D	1	08/29/25 19:08	TH	08/28/25 11:00	OP28405	E7G137
Run #2							

Run #	Initial Weight	Final Volume
Run #1	5.4 g	10.0 ml
Run #2		

COGCC Table 915-1 PAH List

CAS No.	Compound	Result	RL	Units	Q
83-32-9	Acenaphthene	< 0.0041	0.0041	mg/kg	
120-12-7	Anthracene	< 0.0041	0.0041	mg/kg	
56-55-3	Benzo(a)anthracene	< 0.0052	0.0052	mg/kg	
205-99-2	Benzo(b)fluoranthene	< 0.0041	0.0041	mg/kg	
207-08-9	Benzo(k)fluoranthene	< 0.0041	0.0041	mg/kg	
50-32-8	Benzo(a)pyrene	< 0.0041	0.0041	mg/kg	
218-01-9	Chrysene	< 0.0041	0.0041	mg/kg	
53-70-3	Dibenzo(a,h)anthracene	< 0.0041	0.0041	mg/kg	
206-44-0	Fluoranthene	< 0.0041	0.0041	mg/kg	
86-73-7	Fluorene	< 0.0041	0.0041	mg/kg	
193-39-5	Indeno(1,2,3-cd)pyrene	< 0.0041	0.0041	mg/kg	
90-12-0	1-Methylnaphthalene	< 0.0041	0.0041	mg/kg	
91-57-6	2-Methylnaphthalene	< 0.0041	0.0041	mg/kg	
91-20-3	Naphthalene	< 0.0021	0.0021	mg/kg	
129-00-0	Pyrene	< 0.0041	0.0041	mg/kg	

CAS No.	Surrogate Recoveries	Run# 1	Run# 2	Limits
321-60-8	2-Fluorobiphenyl	97%		10-130%
4165-60-0	Nitrobenzene-d5	102%		10-130%
1718-51-0	Terphenyl-d14	102%		10-130%

RL = Reporting Limit
 E = Indicates value exceeds calibration range

J = Indicates an estimated value
 B = Indicates analyte found in associated method blank
 N = Indicates presumptive evidence of a compound

Report of Analysis

Client Sample ID: AST01R@0.5-1.5'		
Lab Sample ID: DA74616-5		Date Sampled: 08/21/25
Matrix: SO - Soil		Date Received: 08/21/25
Method: SW846-8015C SW846 3570		Percent Solids: 89.8
Project: TASMCOA: Uhrich 19-29		

Run #	File ID	DF	Analyzed	By	Prep Date	Prep Batch	Analytical Batch
Run #1	FP084701.D	1	08/27/25 11:24	JB	08/26/25 10:00	OP28387	GFP2473
Run #2							

Run #	Initial Weight	Final Volume
Run #1	5.2 g	10.0 ml
Run #2		

DRO C10-C28, ORO > C28-C36

CAS No.	Compound	Result	RL	Units	Q
	TPH-DRO (C10-C28)	< 4.3	4.3	mg/kg	
	TPH-ORO (> C28-C36)	< 6.5	6.5	mg/kg	

CAS No.	Surrogate Recoveries	Run# 1	Run# 2	Limits
84-15-1	o-Terphenyl	88%		20-142%

RL = Reporting Limit
E = Indicates value exceeds calibration range

J = Indicates an estimated value
B = Indicates analyte found in associated method blank
N = Indicates presumptive evidence of a compound

Report of Analysis

Client Sample ID: AST01R@0.5-1.5'	Date Sampled: 08/21/25
Lab Sample ID: DA74616-5	Date Received: 08/21/25
Matrix: SO - Soil	Percent Solids: 89.8
Project: TASMCOA: Uhrich 19-29	

Metals Analysis

Analyte	Result	RL	Units	DF	Prep	Analized By	Method	Prep Method
Arsenic	3.4	0.10	mg/kg	5	08/22/25	08/26/25 GS	SW846 6020B ¹	SW846 3050B ²
Barium	155	1.0	mg/kg	5	08/22/25	08/26/25 GS	SW846 6020B ¹	SW846 3050B ²
Cadmium	0.15	0.051	mg/kg	5	08/22/25	08/26/25 GS	SW846 6020B ¹	SW846 3050B ²
Copper	5.6	1.0	mg/kg	5	08/22/25	08/26/25 GS	SW846 6020B ¹	SW846 3050B ²
Lead	8.3	0.26	mg/kg	5	08/22/25	08/26/25 GS	SW846 6020B ¹	SW846 3050B ²
Nickel	5.2	1.0	mg/kg	5	08/22/25	08/26/25 GS	SW846 6020B ¹	SW846 3050B ²
Selenium	< 0.20	0.20	mg/kg	5	08/22/25	08/26/25 GS	SW846 6020B ¹	SW846 3050B ²
Silver	< 0.051	0.051	mg/kg	5	08/22/25	08/26/25 GS	SW846 6020B ¹	SW846 3050B ²
Zinc	21.3	5.1	mg/kg	5	08/22/25	08/26/25 GS	SW846 6020B ¹	SW846 3050B ²

(1) Instrument QC Batch: MA19533

(2) Prep QC Batch: MP42519

RL = Reporting Limit

Report of Analysis

Client Sample ID: AST01R@0.5-1.5'	Date Sampled: 08/21/25
Lab Sample ID: DA74616-5	Date Received: 08/21/25
Matrix: SO - Soil	Percent Solids: 89.8
Project: TASMCOA: Uhrich 19-29	

General Chemistry

Analyte	Result	RL	Units	DF	Analyzed	By	Method
%solids							
Solids, Percent	89.8		%	1	08/22/25	SN	SM2540G-2011 M
pH-saturated paste method							
pH	7.53		su	1	08/30/25 15:00	JB	WREP-125,4E-SATPASTE
prep: DEPT.OF AG, BOOK N9							
Specific Conductivity	1.3	0.0010	mmhos/cm	1	08/30/25 15:00	SG	SM 2510B-2011 MOD
Chromium, Hexavalent ^a	< 0.44	0.44	mg/kg	1	09/06/25 18:43	ANJ	SW846 3060A/7199

(a) Analysis performed at SGS Dayton, NJ.

RL = Reporting Limit

Report of Analysis

Client Sample ID: AST01R@0.5-1.5'	Date Sampled: 08/21/25
Lab Sample ID: DA74616-5A	Date Received: 08/21/25
Matrix: SO - Soil	Percent Solids: 89.8
Project: TASMCOA: Uhrich 19-29	

SAR Metals Analysis

Analyte	Result	RL	Units	DF	Prep	Analyzed By	Method	Prep Method
Calcium	119	6.0	mg/l	1	08/26/25	08/28/25 BR	SW846 6010C ¹	USDA HANDBOOK 60 ²
Magnesium	41.4	3.0	mg/l	1	08/26/25	08/28/25 BR	SW846 6010C ¹	USDA HANDBOOK 60 ²
Sodium	23.6	6.0	mg/l	1	08/26/25	08/28/25 BR	SW846 6010C ¹	USDA HANDBOOK 60 ²

(1) Instrument QC Batch: MA19545

(2) Prep QC Batch: MP42554

RL = Reporting Limit

Report of Analysis

Client Sample ID: AST01R@0.5-1.5'	Date Sampled: 08/21/25
Lab Sample ID: DA74616-5A	Date Received: 08/21/25
Matrix: SO - Soil	Percent Solids: 89.8
Project: TASMCOA: Uhrich 19-29	

General Chemistry

Analyte	Result	RL	Units	DF	Analyzed	By	Method
Sodium Adsorption Ratio ^a	0.475		ratio	1	08/28/25 11:25	BR	USDA HANDBOOK 60

(a) Calculated as: $(Na \text{ meq/L}) / \sqrt{[(Ca \text{ meq/L}) + (Mg \text{ meq/L})/2]}$

RL = Reporting Limit

Report of Analysis

Client Sample ID: AST01R@0.5-1.5'	
Lab Sample ID: DA74616-5B	Date Sampled: 08/21/25
Matrix: SO - Soil	Date Received: 08/21/25
	Percent Solids: 89.8
Project: TASMCOA: Uhrich 19-29	

Hot Water Soluble Boron Metals Analysis

Analyte	Result	RL	Units	DF	Prep	Analyzed By	Method	Prep Method
Boron	< 0.50	0.50	mg/l	1	08/22/25	08/27/25 BR	SW846 6010C ¹	HWS-B ²

(1) Instrument QC Batch: MA19538

(2) Prep QC Batch: MP42517

RL = Reporting Limit

Report of Analysis

Client Sample ID: FS01R@6-7'	
Lab Sample ID: DA74616-6	Date Sampled: 08/21/25
Matrix: SO - Soil	Date Received: 08/21/25
Method: SW846 8260B	Percent Solids: 90.0
Project: TASMCOA: Uhrich 19-29	

Run #1	File ID	DF	Analyzed	By	Prep Date	Prep Batch	Analytical Batch
Run #1	6V63418.D	1	08/27/25 18:29	MB	n/a	n/a	V6V3004
Run #2							

Run #1	Initial Weight	Final Volume
Run #1	5.19 g	5.0 ml
Run #2		

VOA COGCC Table 915 soil list

CAS No.	Compound	Result	RL	Units	Q
71-43-2	Benzene	< 0.0011	0.0011	mg/kg	
100-41-4	Ethylbenzene	< 0.0021	0.0021	mg/kg	
108-88-3	Toluene	< 0.0021	0.0021	mg/kg	
95-63-6	1,2,4-Trimethylbenzene	< 0.0021	0.0021	mg/kg	
108-67-8	1,3,5-Trimethylbenzene	< 0.0021	0.0021	mg/kg	
	m,p-Xylene	< 0.0021	0.0021	mg/kg	
95-47-6	o-Xylene	< 0.0021	0.0021	mg/kg	
1330-20-7	Xylene (total)	< 0.0021	0.0021	mg/kg	
	TPH-GRO (C6-C10)	< 0.21	0.21	mg/kg	

CAS No.	Surrogate Recoveries	Run# 1	Run# 2	Limits
1868-53-7	Dibromofluoromethane	105%		70-130%
2037-26-5	Toluene-D8	97%		70-130%
460-00-4	4-Bromofluorobenzene	94%		70-130%
17060-07-0	1,2-Dichloroethane-D4	100%		70-130%

RL = Reporting Limit
E = Indicates value exceeds calibration range

J = Indicates an estimated value
B = Indicates analyte found in associated method blank
N = Indicates presumptive evidence of a compound

Report of Analysis

Client Sample ID: FS01R@6-7'		
Lab Sample ID: DA74616-6		Date Sampled: 08/21/25
Matrix: SO - Soil		Date Received: 08/21/25
Method: SW846 8270E SW846 3570		Percent Solids: 90.0
Project: TASMCOA: Uhrich 19-29		

Run #	File ID	DF	Analyzed	By	Prep Date	Prep Batch	Analytical Batch
Run #1	7G003635.D	1	08/29/25 19:34	TH	08/28/25 11:00	OP28405	E7G137
Run #2							

Run #	Initial Weight	Final Volume
Run #1	5.3 g	10.0 ml
Run #2		

COGCC Table 915-1 PAH List

CAS No.	Compound	Result	RL	Units	Q
83-32-9	Acenaphthene	< 0.0042	0.0042	mg/kg	
120-12-7	Anthracene	< 0.0042	0.0042	mg/kg	
56-55-3	Benzo(a)anthracene	< 0.0052	0.0052	mg/kg	
205-99-2	Benzo(b)fluoranthene	< 0.0042	0.0042	mg/kg	
207-08-9	Benzo(k)fluoranthene	< 0.0042	0.0042	mg/kg	
50-32-8	Benzo(a)pyrene	< 0.0042	0.0042	mg/kg	
218-01-9	Chrysene	< 0.0042	0.0042	mg/kg	
53-70-3	Dibenzo(a,h)anthracene	< 0.0042	0.0042	mg/kg	
206-44-0	Fluoranthene	< 0.0042	0.0042	mg/kg	
86-73-7	Fluorene	< 0.0042	0.0042	mg/kg	
193-39-5	Indeno(1,2,3-cd)pyrene	< 0.0042	0.0042	mg/kg	
90-12-0	1-Methylnaphthalene	< 0.0042	0.0042	mg/kg	
91-57-6	2-Methylnaphthalene	< 0.0042	0.0042	mg/kg	
91-20-3	Naphthalene	< 0.0021	0.0021	mg/kg	
129-00-0	Pyrene	< 0.0042	0.0042	mg/kg	

CAS No.	Surrogate Recoveries	Run# 1	Run# 2	Limits
321-60-8	2-Fluorobiphenyl	85%		10-130%
4165-60-0	Nitrobenzene-d5	88%		10-130%
1718-51-0	Terphenyl-d14	88%		10-130%

RL = Reporting Limit
E = Indicates value exceeds calibration range

J = Indicates an estimated value
B = Indicates analyte found in associated method blank
N = Indicates presumptive evidence of a compound

Report of Analysis

Client Sample ID: FS01R@6-7'		
Lab Sample ID: DA74616-6		Date Sampled: 08/21/25
Matrix: SO - Soil		Date Received: 08/21/25
Method: SW846-8015C SW846 3570		Percent Solids: 90.0
Project: TASMCOA: Uhrich 19-29		

Run #	File ID	DF	Analyzed	By	Prep Date	Prep Batch	Analytical Batch
Run #1	FP084702.D	1	08/27/25 11:36	JB	08/26/25 10:00	OP28387	GFP2473
Run #2							

Run #	Initial Weight	Final Volume
Run #1	5.4 g	10.0 ml
Run #2		

DRO C10-C28, ORO > C28-C36

CAS No.	Compound	Result	RL	Units	Q
	TPH-DRO (C10-C28)	9.81	4.2	mg/kg	
	TPH-ORO (> C28-C36)	14.7	6.2	mg/kg	

CAS No.	Surrogate Recoveries	Run# 1	Run# 2	Limits
84-15-1	o-Terphenyl	97%		20-142%

RL = Reporting Limit
E = Indicates value exceeds calibration range

J = Indicates an estimated value
B = Indicates analyte found in associated method blank
N = Indicates presumptive evidence of a compound

Report of Analysis

Client Sample ID: FS01R@6-7'	Date Sampled: 08/21/25
Lab Sample ID: DA74616-6	Date Received: 08/21/25
Matrix: SO - Soil	Percent Solids: 90.0
Project: TASMCOA: Uhrich 19-29	

Metals Analysis

Analyte	Result	RL	Units	DF	Prep	Analyzed By	Method	Prep Method
Arsenic	3.1	0.11	mg/kg	5	08/22/25	08/26/25 GS	SW846 6020B ¹	SW846 3050B ²
Barium	91.2	1.1	mg/kg	5	08/22/25	08/26/25 GS	SW846 6020B ¹	SW846 3050B ²
Cadmium	0.14	0.056	mg/kg	5	08/22/25	08/26/25 GS	SW846 6020B ¹	SW846 3050B ²
Copper	5.1	1.1	mg/kg	5	08/22/25	08/26/25 GS	SW846 6020B ¹	SW846 3050B ²
Lead	6.5	0.28	mg/kg	5	08/22/25	08/26/25 GS	SW846 6020B ¹	SW846 3050B ²
Nickel	5.0	1.1	mg/kg	5	08/22/25	08/26/25 GS	SW846 6020B ¹	SW846 3050B ²
Selenium	< 0.22	0.22	mg/kg	5	08/22/25	08/26/25 GS	SW846 6020B ¹	SW846 3050B ²
Silver	< 0.056	0.056	mg/kg	5	08/22/25	08/26/25 GS	SW846 6020B ¹	SW846 3050B ²
Zinc	20.4	5.6	mg/kg	5	08/22/25	08/26/25 GS	SW846 6020B ¹	SW846 3050B ²

(1) Instrument QC Batch: MA19533

(2) Prep QC Batch: MP42519

RL = Reporting Limit

Report of Analysis

Client Sample ID: FS01R@6-7'	Date Sampled: 08/21/25
Lab Sample ID: DA74616-6	Date Received: 08/21/25
Matrix: SO - Soil	Percent Solids: 90.0
Project: TASMCOA: Uhrich 19-29	

General Chemistry

Analyte	Result	RL	Units	DF	Analyzed	By	Method
%solids							
Solids, Percent	90		%	1	08/22/25	SN	SM2540G-2011 M
pH-saturated paste method							
pH	7.70		su	1	08/30/25 15:00	JB	WREP-125,4E-SATPASTE
prep: DEPT.OF AG, BOOK N9							
Specific Conductivity	0.44	0.0010	mmhos/cm	1	08/30/25 15:00	SG	SM 2510B-2011 MOD
Chromium, Hexavalent ^a	< 0.44	0.44	mg/kg	1	09/06/25 18:51	ANJ	SW846 3060A/7199

(a) Analysis performed at SGS Dayton, NJ.

RL = Reporting Limit

Report of Analysis

Client Sample ID: FS01R@6-7'	Date Sampled: 08/21/25
Lab Sample ID: DA74616-6A	Date Received: 08/21/25
Matrix: SO - Soil	Percent Solids: 90.0
Project: TASMCOA: Uhrich 19-29	

SAR Metals Analysis

Analyte	Result	RL	Units	DF	Prep	Analyzed By	Method	Prep Method
Calcium	88.0	6.0	mg/l	1	08/26/25	08/28/25 BR	SW846 6010C ¹	USDA HANDBOOK 60 ²
Magnesium	12.1	3.0	mg/l	1	08/26/25	08/28/25 BR	SW846 6010C ¹	USDA HANDBOOK 60 ²
Sodium	10.9	6.0	mg/l	1	08/26/25	08/28/25 BR	SW846 6010C ¹	USDA HANDBOOK 60 ²

(1) Instrument QC Batch: MA19545

(2) Prep QC Batch: MP42554

RL = Reporting Limit

Report of Analysis

Client Sample ID: FS01R@6-7'	Date Sampled: 08/21/25
Lab Sample ID: DA74616-6A	Date Received: 08/21/25
Matrix: SO - Soil	Percent Solids: 90.0
Project: TASMCOA: Uhrich 19-29	

General Chemistry

Analyte	Result	RL	Units	DF	Analyzed	By	Method
Sodium Adsorption Ratio ^a	0.289		ratio	1	08/28/25 11:26	BR	USDA HANDBOOK 60

(a) Calculated as: $(Na \text{ meq/L}) / \sqrt{[(Ca \text{ meq/L}) + (Mg \text{ meq/L})/2]}$

RL = Reporting Limit

Report of Analysis

Client Sample ID: FS01R@6-7'	Date Sampled: 08/21/25
Lab Sample ID: DA74616-6B	Date Received: 08/21/25
Matrix: SO - Soil	Percent Solids: 90.0
Project: TASMCOA: Uhrich 19-29	

Hot Water Soluble Boron Metals Analysis

Analyte	Result	RL	Units	DF	Prep	Analyzed By	Method	Prep Method
Boron	< 0.50	0.50	mg/l	1	08/22/25	08/27/25 BR	SW846 6010C ¹	HWS-B ²

(1) Instrument QC Batch: MA19538

(2) Prep QC Batch: MP42517

RL = Reporting Limit

Report of Analysis

Client Sample ID: SEP01-DL-R@3-4'		
Lab Sample ID: DA74616-7		Date Sampled: 08/21/25
Matrix: SO - Soil		Date Received: 08/21/25
Method: SW846 8260B		Percent Solids: 88.5
Project: TASMCOA: Uhrich 19-29		

Run #1	File ID	DF	Analyzed	By	Prep Date	Prep Batch	Analytical Batch
Run #1	6V63437.D	1	08/28/25 01:33	MB	n/a	n/a	V6V3004
Run #2							

Run #1	Initial Weight	Final Volume
Run #1	5.24 g	5.0 ml
Run #2		

VOA COGCC Table 915 soil list

CAS No.	Compound	Result	RL	Units	Q
71-43-2	Benzene	< 0.0011	0.0011	mg/kg	
100-41-4	Ethylbenzene	< 0.0022	0.0022	mg/kg	
108-88-3	Toluene	< 0.0022	0.0022	mg/kg	
95-63-6	1,2,4-Trimethylbenzene	< 0.0022	0.0022	mg/kg	
108-67-8	1,3,5-Trimethylbenzene	< 0.0022	0.0022	mg/kg	
	m,p-Xylene	< 0.0022	0.0022	mg/kg	
95-47-6	o-Xylene	< 0.0022	0.0022	mg/kg	
1330-20-7	Xylene (total)	< 0.0022	0.0022	mg/kg	
	TPH-GRO (C6-C10)	< 0.22	0.22	mg/kg	

CAS No.	Surrogate Recoveries	Run# 1	Run# 2	Limits
1868-53-7	Dibromofluoromethane	114%		70-130%
2037-26-5	Toluene-D8	102%		70-130%
460-00-4	4-Bromofluorobenzene	98%		70-130%
17060-07-0	1,2-Dichloroethane-D4	103%		70-130%

RL = Reporting Limit
E = Indicates value exceeds calibration range

J = Indicates an estimated value
B = Indicates analyte found in associated method blank
N = Indicates presumptive evidence of a compound

Report of Analysis

Client Sample ID: SEP01-DL-R@3-4'		
Lab Sample ID: DA74616-7		Date Sampled: 08/21/25
Matrix: SO - Soil		Date Received: 08/21/25
Method: SW846 8270E SW846 3570		Percent Solids: 88.5
Project: TASMCOA: Uhrich 19-29		

Run #	File ID	DF	Analyzed	By	Prep Date	Prep Batch	Analytical Batch
Run #1	7G003636.D	1	08/29/25 20:00	TH	08/28/25 11:00	OP28405	E7G137
Run #2							

Run #	Initial Weight	Final Volume
Run #1	5.3 g	10.0 ml
Run #2		

COGCC Table 915-1 PAH List

CAS No.	Compound	Result	RL	Units	Q
83-32-9	Acenaphthene	< 0.0043	0.0043	mg/kg	
120-12-7	Anthracene	< 0.0043	0.0043	mg/kg	
56-55-3	Benzo(a)anthracene	< 0.0053	0.0053	mg/kg	
205-99-2	Benzo(b)fluoranthene	< 0.0043	0.0043	mg/kg	
207-08-9	Benzo(k)fluoranthene	< 0.0043	0.0043	mg/kg	
50-32-8	Benzo(a)pyrene	< 0.0043	0.0043	mg/kg	
218-01-9	Chrysene	< 0.0043	0.0043	mg/kg	
53-70-3	Dibenzo(a,h)anthracene	< 0.0043	0.0043	mg/kg	
206-44-0	Fluoranthene	< 0.0043	0.0043	mg/kg	
86-73-7	Fluorene	< 0.0043	0.0043	mg/kg	
193-39-5	Indeno(1,2,3-cd)pyrene	< 0.0043	0.0043	mg/kg	
90-12-0	1-Methylnaphthalene	< 0.0043	0.0043	mg/kg	
91-57-6	2-Methylnaphthalene	< 0.0043	0.0043	mg/kg	
91-20-3	Naphthalene	< 0.0021	0.0021	mg/kg	
129-00-0	Pyrene	< 0.0043	0.0043	mg/kg	

CAS No.	Surrogate Recoveries	Run# 1	Run# 2	Limits
321-60-8	2-Fluorobiphenyl	97%		10-130%
4165-60-0	Nitrobenzene-d5	107%		10-130%
1718-51-0	Terphenyl-d14	101%		10-130%

RL = Reporting Limit
 E = Indicates value exceeds calibration range

J = Indicates an estimated value
 B = Indicates analyte found in associated method blank
 N = Indicates presumptive evidence of a compound

Report of Analysis

Client Sample ID: SEP01-DL-R@3-4'		
Lab Sample ID: DA74616-7		Date Sampled: 08/21/25
Matrix: SO - Soil		Date Received: 08/21/25
Method: SW846-8015C SW846 3570		Percent Solids: 88.5
Project: TASMCOA: Uhrich 19-29		

	File ID	DF	Analyzed	By	Prep Date	Prep Batch	Analytical Batch
Run #1	FP084703.D	1	08/27/25 11:47	JB	08/26/25 10:00	OP28387	GFP2473
Run #2							

	Initial Weight	Final Volume
Run #1	5.1 g	10.0 ml
Run #2		

DRO C10-C28, ORO > C28-C36

CAS No.	Compound	Result	RL	Units	Q
	TPH-DRO (C10-C28)	< 4.5	4.5	mg/kg	
	TPH-ORO (> C28-C36)	< 6.7	6.7	mg/kg	

CAS No.	Surrogate Recoveries	Run# 1	Run# 2	Limits
84-15-1	o-Terphenyl	92%		20-142%

RL = Reporting Limit
E = Indicates value exceeds calibration range

J = Indicates an estimated value
B = Indicates analyte found in associated method blank
N = Indicates presumptive evidence of a compound

Report of Analysis

Client Sample ID: SEP01-DL-R@3-4'	Date Sampled: 08/21/25
Lab Sample ID: DA74616-7	Date Received: 08/21/25
Matrix: SO - Soil	Percent Solids: 88.5
Project: TASMCOA: Uhrich 19-29	

Metals Analysis

Analyte	Result	RL	Units	DF	Prep	Analyzed By	Method	Prep Method
Arsenic	3.3	0.10	mg/kg	5	08/22/25	08/26/25 GS	SW846 6020B ¹	SW846 3050B ²
Barium	121	1.0	mg/kg	5	08/22/25	08/26/25 GS	SW846 6020B ¹	SW846 3050B ²
Cadmium	0.16	0.052	mg/kg	5	08/22/25	08/26/25 GS	SW846 6020B ¹	SW846 3050B ²
Copper	5.3	1.0	mg/kg	5	08/22/25	08/26/25 GS	SW846 6020B ¹	SW846 3050B ²
Lead	7.5	0.26	mg/kg	5	08/22/25	08/26/25 GS	SW846 6020B ¹	SW846 3050B ²
Nickel	5.3	1.0	mg/kg	5	08/22/25	08/26/25 GS	SW846 6020B ¹	SW846 3050B ²
Selenium	< 0.21	0.21	mg/kg	5	08/22/25	08/26/25 GS	SW846 6020B ¹	SW846 3050B ²
Silver	< 0.052	0.052	mg/kg	5	08/22/25	08/26/25 GS	SW846 6020B ¹	SW846 3050B ²
Zinc	20.4	5.2	mg/kg	5	08/22/25	08/26/25 GS	SW846 6020B ¹	SW846 3050B ²

(1) Instrument QC Batch: MA19533

(2) Prep QC Batch: MP42519

RL = Reporting Limit

Report of Analysis

Client Sample ID: SEP01-DL-R@3-4'	Date Sampled: 08/21/25
Lab Sample ID: DA74616-7	Date Received: 08/21/25
Matrix: SO - Soil	Percent Solids: 88.5
Project: TASMCOA: Uhrich 19-29	

General Chemistry

Analyte	Result	RL	Units	DF	Analyzed	By	Method
%solids							
Solids, Percent	88.5		%	1	08/22/25	SN	SM2540G-2011 M
pH-saturated paste method							
pH	7.84		su	1	08/30/25 15:00	JB	WREP-125,4E-SATPASTE
prep: DEPT.OF AG, BOOK N9							
Specific Conductivity	1.4	0.0010	mmhos/cm	1	08/30/25 15:00	SG	SM 2510B-2011 MOD
Chromium, Hexavalent ^a	< 0.46	0.46	mg/kg	1	09/06/25 19:30	ANJ	SW846 3060A/7199

(a) Analysis performed at SGS Dayton, NJ.

RL = Reporting Limit

Report of Analysis

Client Sample ID: SEP01-DL-R@3-4'	
Lab Sample ID: DA74616-7A	Date Sampled: 08/21/25
Matrix: SO - Soil	Date Received: 08/21/25
	Percent Solids: 88.5
Project: TASMCOA: Uhrich 19-29	

SAR Metals Analysis

Analyte	Result	RL	Units	DF	Prep	Analyzed By	Method	Prep Method
Calcium	132	6.0	mg/l	1	08/26/25	08/28/25 BR	SW846 6010C ¹	USDA HANDBOOK 60 ²
Magnesium	12.4	3.0	mg/l	1	08/26/25	08/28/25 BR	SW846 6010C ¹	USDA HANDBOOK 60 ²
Sodium	< 6.0	6.0	mg/l	1	08/26/25	08/28/25 BR	SW846 6010C ¹	USDA HANDBOOK 60 ²

(1) Instrument QC Batch: MA19545

(2) Prep QC Batch: MP42554

RL = Reporting Limit

Report of Analysis

Client Sample ID: SEP01-DL-R@3-4'	
Lab Sample ID: DA74616-7A	Date Sampled: 08/21/25
Matrix: SO - Soil	Date Received: 08/21/25
	Percent Solids: 88.5
Project: TASMCOA: Uhrich 19-29	

General Chemistry

Analyte	Result	RL	Units	DF	Analyzed	By	Method
Sodium Adsorption Ratio ^a	0.113		ratio	1	08/28/25 11:28	BR	USDA HANDBOOK 60

(a) Calculated as: $(Na \text{ meq/L}) / \sqrt{[(Ca \text{ meq/L}) + (Mg \text{ meq/L})/2]}$

RL = Reporting Limit

Report of Analysis

Client Sample ID: SEP01-DL-R@3-4'	
Lab Sample ID: DA74616-7B	Date Sampled: 08/21/25
Matrix: SO - Soil	Date Received: 08/21/25
	Percent Solids: 88.5
Project: TASMCOA: Uhrich 19-29	

Hot Water Soluble Boron Metals Analysis

Analyte	Result	RL	Units	DF	Prep	Analyzed By	Method	Prep Method
Boron	< 0.50	0.50	mg/l	1	08/22/25	08/27/25 BR	SW846 6010C ¹	HWS-B ²

(1) Instrument QC Batch: MA19538

(2) Prep QC Batch: MP42517

RL = Reporting Limit

Report of Analysis

Client Sample ID: BKG01@1-2'	
Lab Sample ID: DA74616-8	Date Sampled: 08/21/25
Matrix: SO - Soil	Date Received: 08/21/25
	Percent Solids: 87.3
Project: TASMCOA: Uhrich 19-29	

Metals Analysis

Analyte	Result	RL	Units	DF	Prep	Analyzed By	Method	Prep Method
Arsenic	3.3	0.11	mg/kg	5	08/22/25	08/26/25 GS	SW846 6020B ¹	SW846 3050B ²
Barium	99.3	1.1	mg/kg	5	08/22/25	08/26/25 GS	SW846 6020B ¹	SW846 3050B ²
Cadmium	0.17	0.057	mg/kg	5	08/22/25	08/26/25 GS	SW846 6020B ¹	SW846 3050B ²
Copper	7.4	1.1	mg/kg	5	08/22/25	08/26/25 GS	SW846 6020B ¹	SW846 3050B ²
Lead	7.9	0.29	mg/kg	5	08/22/25	08/26/25 GS	SW846 6020B ¹	SW846 3050B ²
Nickel	6.7	1.1	mg/kg	5	08/22/25	08/26/25 GS	SW846 6020B ¹	SW846 3050B ²
Selenium	< 0.23	0.23	mg/kg	5	08/22/25	08/26/25 GS	SW846 6020B ¹	SW846 3050B ²
Silver	0.061	0.057	mg/kg	5	08/22/25	08/26/25 GS	SW846 6020B ¹	SW846 3050B ²
Zinc	23.6	5.7	mg/kg	5	08/22/25	08/26/25 GS	SW846 6020B ¹	SW846 3050B ²

(1) Instrument QC Batch: MA19533

(2) Prep QC Batch: MP42519

RL = Reporting Limit

Report of Analysis

Client Sample ID: BKG01@1-2'	Date Sampled: 08/21/25
Lab Sample ID: DA74616-8	Date Received: 08/21/25
Matrix: SO - Soil	Percent Solids: 87.3
Project: TASMCOA: Uhrich 19-29	

General Chemistry

Analyte	Result	RL	Units	DF	Analyzed	By	Method
%solids							
Solids, Percent	87.3		%	1	08/22/25	SN	SM2540G-2011 M
pH-saturated paste method							
pH	7.65		su	1	08/30/25 15:00	JB	WREP-125,4E-SATPASTE
prep: DEPT.OF AG, BOOK N9							
Specific Conductivity	1.4	0.0010	mmhos/cm	1	08/30/25 15:00	SG	SM 2510B-2011 MOD
Chromium, Hexavalent ^a	< 0.44	0.44	mg/kg	1	09/06/25 19:46	ANJ	SW846 3060A/7199

(a) Analysis performed at SGS Dayton, NJ.

RL = Reporting Limit

Report of Analysis

Client Sample ID: BKG01@1-2'	Date Sampled: 08/21/25
Lab Sample ID: DA74616-8A	Date Received: 08/21/25
Matrix: SO - Soil	Percent Solids: 87.3
Project: TASMCOA: Uhrich 19-29	

SAR Metals Analysis

Analyte	Result	RL	Units	DF	Prep	Analyzed By	Method	Prep Method
Calcium	105	6.0	mg/l	1	08/26/25	08/28/25 BR	SW846 6010C ¹	USDA HANDBOOK 60 ²
Magnesium	48.6	3.0	mg/l	1	08/26/25	08/28/25 BR	SW846 6010C ¹	USDA HANDBOOK 60 ²
Sodium	94.2	6.0	mg/l	1	08/26/25	08/28/25 BR	SW846 6010C ¹	USDA HANDBOOK 60 ²

(1) Instrument QC Batch: MA19545

(2) Prep QC Batch: MP42554

RL = Reporting Limit

Report of Analysis

Client Sample ID: BKG01@1-2'	Date Sampled: 08/21/25
Lab Sample ID: DA74616-8A	Date Received: 08/21/25
Matrix: SO - Soil	Percent Solids: 87.3
Project: TASMCOA: Uhrich 19-29	

General Chemistry

Analyte	Result	RL	Units	DF	Analyzed	By	Method
Sodium Adsorption Ratio ^a	1.91		ratio	1	08/28/25 11:29	BR	USDA HANDBOOK 60

(a) Calculated as: $(Na \text{ meq/L}) / \sqrt{[(Ca \text{ meq/L}) + (Mg \text{ meq/L})/2]}$

RL = Reporting Limit

Report of Analysis

Client Sample ID: BKG01@1-2'	
Lab Sample ID: DA74616-8B	Date Sampled: 08/21/25
Matrix: SO - Soil	Date Received: 08/21/25
	Percent Solids: 87.3
Project: TASMCOA: Uhrich 19-29	

Hot Water Soluble Boron Metals Analysis

Analyte	Result	RL	Units	DF	Prep	Analyzed By	Method	Prep Method
Boron	< 0.50	0.50	mg/l	1	08/22/25	08/27/25 BR	SW846 6010C ¹	HWS-B ²

(1) Instrument QC Batch: MA19538

(2) Prep QC Batch: MP42517

RL = Reporting Limit

Report of Analysis

Client Sample ID: BKG01@3-4'	
Lab Sample ID: DA74616-9	Date Sampled: 08/21/25
Matrix: SO - Soil	Date Received: 08/21/25
	Percent Solids: 87.1
Project: TASMCOA: Uhrich 19-29	

Metals Analysis

Analyte	Result	RL	Units	DF	Prep	Analyzed By	Method	Prep Method
Arsenic	4.7	0.11	mg/kg	5	08/22/25	08/26/25 GS	SW846 6020B ¹	SW846 3050B ²
Barium	243	1.1	mg/kg	5	08/22/25	08/26/25 GS	SW846 6020B ¹	SW846 3050B ²
Cadmium	0.16	0.057	mg/kg	5	08/22/25	08/26/25 GS	SW846 6020B ¹	SW846 3050B ²
Copper	4.4	1.1	mg/kg	5	08/22/25	08/26/25 GS	SW846 6020B ¹	SW846 3050B ²
Lead	6.4	0.28	mg/kg	5	08/22/25	08/26/25 GS	SW846 6020B ¹	SW846 3050B ²
Nickel	5.7	1.1	mg/kg	5	08/22/25	08/26/25 GS	SW846 6020B ¹	SW846 3050B ²
Selenium	< 0.23	0.23	mg/kg	5	08/22/25	08/26/25 GS	SW846 6020B ¹	SW846 3050B ²
Silver	< 0.057	0.057	mg/kg	5	08/22/25	08/26/25 GS	SW846 6020B ¹	SW846 3050B ²
Zinc	18.8	5.7	mg/kg	5	08/22/25	08/26/25 GS	SW846 6020B ¹	SW846 3050B ²

(1) Instrument QC Batch: MA19533

(2) Prep QC Batch: MP42519

RL = Reporting Limit

Report of Analysis

Client Sample ID: BKG01@3-4'	Date Sampled: 08/21/25
Lab Sample ID: DA74616-9	Date Received: 08/21/25
Matrix: SO - Soil	Percent Solids: 87.1
Project: TASMCOA: Uhrich 19-29	

General Chemistry

Analyte	Result	RL	Units	DF	Analyzed	By	Method
%solids							
Solids, Percent	87.1		%	1	08/22/25	SN	SM2540G-2011 M
pH-saturated paste method							
pH	7.64		su	1	08/30/25 15:00	JB	WREP-125,4E-SATPASTE
prep: DEPT.OF AG, BOOK N9							
Specific Conductivity	1.4	0.0010	mmhos/cm	1	08/30/25 15:00	SG	SM 2510B-2011 MOD
Chromium, Hexavalent ^a	< 0.46	0.46	mg/kg	1	09/06/25 19:54	ANJ	SW846 3060A/7199

(a) Analysis performed at SGS Dayton, NJ.

RL = Reporting Limit

Report of Analysis

Client Sample ID: BKG01@3-4'	Date Sampled: 08/21/25
Lab Sample ID: DA74616-9A	Date Received: 08/21/25
Matrix: SO - Soil	Percent Solids: 87.1
Project: TASMCOA: Uhrich 19-29	

SAR Metals Analysis

Analyte	Result	RL	Units	DF	Prep	Analyzed By	Method	Prep Method
Calcium	110	6.0	mg/l	1	08/26/25	08/28/25 BR	SW846 6010C ¹	USDA HANDBOOK 60 ²
Magnesium	52.3	3.0	mg/l	1	08/26/25	08/28/25 BR	SW846 6010C ¹	USDA HANDBOOK 60 ²
Sodium	64.7	6.0	mg/l	1	08/26/25	08/28/25 BR	SW846 6010C ¹	USDA HANDBOOK 60 ²

(1) Instrument QC Batch: MA19545

(2) Prep QC Batch: MP42554

RL = Reporting Limit

Report of Analysis

Client Sample ID: BKG01@3-4'	Date Sampled: 08/21/25
Lab Sample ID: DA74616-9A	Date Received: 08/21/25
Matrix: SO - Soil	Percent Solids: 87.1
Project: TASMCOA: Uhrich 19-29	

General Chemistry

Analyte	Result	RL	Units	DF	Analyzed	By	Method
Sodium Adsorption Ratio ^a	1.27		ratio	1	08/28/25 11:31	BR	USDA HANDBOOK 60

(a) Calculated as: $(Na \text{ meq/L}) / \sqrt{[(Ca \text{ meq/L}) + (Mg \text{ meq/L})/2]}$

RL = Reporting Limit

Report of Analysis

Client Sample ID: BKG01@3-4'	
Lab Sample ID: DA74616-9B	Date Sampled: 08/21/25
Matrix: SO - Soil	Date Received: 08/21/25
	Percent Solids: 87.1
Project: TASMCOA: Uhrich 19-29	

Hot Water Soluble Boron Metals Analysis

Analyte	Result	RL	Units	DF	Prep	Analyzed By	Method	Prep Method
Boron	< 0.50	0.50	mg/l	1	08/22/25	08/27/25 BR	SW846 6010C ¹	HWS-B ²

(1) Instrument QC Batch: MA19538

(2) Prep QC Batch: MP42517

RL = Reporting Limit

Report of Analysis

Client Sample ID: BKG01@6-7'	Date Sampled: 08/21/25
Lab Sample ID: DA74616-10	Date Received: 08/21/25
Matrix: SO - Soil	Percent Solids: 93.1
Project: TASMCOA: Uhrich 19-29	

Metals Analysis

Analyte	Result	RL	Units	DF	Prep	Analyzed By	Method	Prep Method
Arsenic	2.8	0.099	mg/kg	5	08/22/25	08/26/25 GS	SW846 6020B ¹	SW846 3050B ²
Barium	72.8	0.99	mg/kg	5	08/22/25	08/26/25 GS	SW846 6020B ¹	SW846 3050B ²
Cadmium	0.11	0.050	mg/kg	5	08/22/25	08/26/25 GS	SW846 6020B ¹	SW846 3050B ²
Copper	3.2	0.99	mg/kg	5	08/22/25	08/26/25 GS	SW846 6020B ¹	SW846 3050B ²
Lead	4.3	0.25	mg/kg	5	08/22/25	08/26/25 GS	SW846 6020B ¹	SW846 3050B ²
Nickel	3.8	0.99	mg/kg	5	08/22/25	08/26/25 GS	SW846 6020B ¹	SW846 3050B ²
Selenium	< 0.20	0.20	mg/kg	5	08/22/25	08/26/25 GS	SW846 6020B ¹	SW846 3050B ²
Silver	< 0.050	0.050	mg/kg	5	08/22/25	08/26/25 GS	SW846 6020B ¹	SW846 3050B ²
Zinc	13.7	5.0	mg/kg	5	08/22/25	08/26/25 GS	SW846 6020B ¹	SW846 3050B ²

(1) Instrument QC Batch: MA19533

(2) Prep QC Batch: MP42519

RL = Reporting Limit

Report of Analysis

Client Sample ID: BKG01@6-7'	Date Sampled: 08/21/25
Lab Sample ID: DA74616-10	Date Received: 08/21/25
Matrix: SO - Soil	Percent Solids: 93.1
Project: TASMCOA: Uhrich 19-29	

General Chemistry

Analyte	Result	RL	Units	DF	Analyzed	By	Method
%solids							
Solids, Percent	93.1		%	1	08/22/25	SN	SM2540G-2011 M
pH-saturated paste method							
pH	7.80		su	1	08/30/25 15:00	JB	WREP-125,4E-SATPASTE
prep: DEPT.OF AG, BOOK N9							
Specific Conductivity	0.78	0.0010	mmhos/cm	1	08/30/25 15:00	SG	SM 2510B-2011 MOD
Chromium, Hexavalent ^a	< 0.44	0.44	mg/kg	1	09/06/25 20:10	ANJ	SW846 3060A/7199

(a) Analysis performed at SGS Dayton, NJ.

RL = Reporting Limit

Report of Analysis

Client Sample ID: BKG01@6-7'	
Lab Sample ID: DA74616-10A	Date Sampled: 08/21/25
Matrix: SO - Soil	Date Received: 08/21/25
	Percent Solids: 93.1
Project: TASMCOA: Uhrich 19-29	

SAR Metals Analysis

Analyte	Result	RL	Units	DF	Prep	Analyzed By	Method	Prep Method
Calcium	44.7	6.0	mg/l	1	08/26/25	08/28/25 BR	SW846 6010C ¹	USDA HANDBOOK 60 ²
Magnesium	20.8	3.0	mg/l	1	08/26/25	08/28/25 BR	SW846 6010C ¹	USDA HANDBOOK 60 ²
Sodium	56.6	6.0	mg/l	1	08/26/25	08/28/25 BR	SW846 6010C ¹	USDA HANDBOOK 60 ²

(1) Instrument QC Batch: MA19545

(2) Prep QC Batch: MP42554

RL = Reporting Limit

Report of Analysis

Client Sample ID: BKG01@6-7'	Date Sampled: 08/21/25
Lab Sample ID: DA74616-10A	Date Received: 08/21/25
Matrix: SO - Soil	Percent Solids: 93.1
Project: TASMCOA: Uhrich 19-29	

General Chemistry

Analyte	Result	RL	Units	DF	Analyzed	By	Method
Sodium Adsorption Ratio ^a	1.75		ratio	1	08/28/25 11:44	BR	USDA HANDBOOK 60

(a) Calculated as: $(Na \text{ meq/L}) / \sqrt{[(Ca \text{ meq/L}) + (Mg \text{ meq/L})/2]}$

RL = Reporting Limit

Report of Analysis

Client Sample ID: BKG01@6-7'	
Lab Sample ID: DA74616-10B	Date Sampled: 08/21/25
Matrix: SO - Soil	Date Received: 08/21/25
	Percent Solids: 93.1
Project: TASMCOA: Uhrich 19-29	

Hot Water Soluble Boron Metals Analysis

Analyte	Result	RL	Units	DF	Prep	Analyzed By	Method	Prep Method
Boron	< 0.50	0.50	mg/l	1	08/22/25	08/27/25 BR	SW846 6010C ¹	HWS-B ²

(1) Instrument QC Batch: MA19538

(2) Prep QC Batch: MP42517

RL = Reporting Limit

Report of Analysis

Client Sample ID: BKG02@1-2'	Date Sampled: 08/21/25
Lab Sample ID: DA74616-11	Date Received: 08/21/25
Matrix: SO - Soil	Percent Solids: 89.0
Project: TASMCOA: Uhrich 19-29	

Metals Analysis

Analyte	Result	RL	Units	DF	Prep	Analyzed By	Method	Prep Method
Arsenic	3.5	0.11	mg/kg	5	08/22/25	08/26/25 GS	SW846 6020B ¹	SW846 3050B ²
Barium	100	1.1	mg/kg	5	08/22/25	08/26/25 GS	SW846 6020B ¹	SW846 3050B ²
Cadmium	0.12	0.054	mg/kg	5	08/22/25	08/26/25 GS	SW846 6020B ¹	SW846 3050B ²
Copper	6.3	1.1	mg/kg	5	08/22/25	08/26/25 GS	SW846 6020B ¹	SW846 3050B ²
Lead	7.2	0.27	mg/kg	5	08/22/25	08/26/25 GS	SW846 6020B ¹	SW846 3050B ²
Nickel	6.1	1.1	mg/kg	5	08/22/25	08/26/25 GS	SW846 6020B ¹	SW846 3050B ²
Selenium	< 0.22	0.22	mg/kg	5	08/22/25	08/26/25 GS	SW846 6020B ¹	SW846 3050B ²
Silver	< 0.054	0.054	mg/kg	5	08/22/25	08/26/25 GS	SW846 6020B ¹	SW846 3050B ²
Zinc	21.1	5.4	mg/kg	5	08/22/25	08/26/25 GS	SW846 6020B ¹	SW846 3050B ²

(1) Instrument QC Batch: MA19533

(2) Prep QC Batch: MP42519

RL = Reporting Limit

Report of Analysis

Client Sample ID: BKG02@1-2'	Date Sampled: 08/21/25
Lab Sample ID: DA74616-11	Date Received: 08/21/25
Matrix: SO - Soil	Percent Solids: 89.0
Project: TASMCOA: Uhrich 19-29	

General Chemistry

Analyte	Result	RL	Units	DF	Analyzed	By	Method
%solids							
Solids, Percent	89		%	1	08/22/25	SN	SM2540G-2011 M
pH-saturated paste method							
pH	7.39		su	1	08/30/25 15:00	JB	WREP-125,4E-SATPASTE
prep: DEPT.OF AG, BOOK N9							
Specific Conductivity	1.9	0.0010	mmhos/cm	1	08/30/25 15:00	SG	SM 2510B-2011 MOD
Chromium, Hexavalent ^a	< 0.46	0.46	mg/kg	1	09/06/25 20:26	ANJ	SW846 3060A/7199

(a) Analysis performed at SGS Dayton, NJ.

RL = Reporting Limit

Report of Analysis

Client Sample ID: BKG02@1-2'	
Lab Sample ID: DA74616-11A	Date Sampled: 08/21/25
Matrix: SO - Soil	Date Received: 08/21/25
	Percent Solids: 89.0
Project: TASMCOA: Uhrich 19-29	

SAR Metals Analysis

Analyte	Result	RL	Units	DF	Prep	Analyzed By	Method	Prep Method
Calcium	161	6.0	mg/l	1	08/26/25	08/28/25 BR	SW846 6010C ¹	USDA HANDBOOK 60 ²
Magnesium	76.5	3.0	mg/l	1	08/26/25	08/28/25 BR	SW846 6010C ¹	USDA HANDBOOK 60 ²
Sodium	148	6.0	mg/l	1	08/26/25	08/28/25 BR	SW846 6010C ¹	USDA HANDBOOK 60 ²

(1) Instrument QC Batch: MA19545

(2) Prep QC Batch: MP42554

RL = Reporting Limit

Report of Analysis

Client Sample ID: BKG02@1-2'	
Lab Sample ID: DA74616-11A	Date Sampled: 08/21/25
Matrix: SO - Soil	Date Received: 08/21/25
	Percent Solids: 89.0
Project: TASMCOA: Uhrich 19-29	

General Chemistry

Analyte	Result	RL	Units	DF	Analyzed	By	Method
Sodium Adsorption Ratio ^a	2.40		ratio	1	08/28/25 11:45	BR	USDA HANDBOOK 60

(a) Calculated as: $(Na \text{ meq/L}) / \sqrt{[(Ca \text{ meq/L}) + (Mg \text{ meq/L})/2]}$

RL = Reporting Limit

Report of Analysis

Client Sample ID: BKG02@1-2'	
Lab Sample ID: DA74616-11B	Date Sampled: 08/21/25
Matrix: SO - Soil	Date Received: 08/21/25
	Percent Solids: 89.0
Project: TASMCOA: Uhrich 19-29	

Hot Water Soluble Boron Metals Analysis

Analyte	Result	RL	Units	DF	Prep	Analyzed By	Method	Prep Method
Boron	< 0.50	0.50	mg/l	1	08/22/25	08/27/25 BR	SW846 6010C ¹	HWS-B ²

(1) Instrument QC Batch: MA19538

(2) Prep QC Batch: MP42517

RL = Reporting Limit

Report of Analysis

Client Sample ID: BKG02@3-4'	
Lab Sample ID: DA74616-12	Date Sampled: 08/21/25
Matrix: SO - Soil	Date Received: 08/21/25
	Percent Solids: 88.2
Project: TASMCOA: Uhrich 19-29	

Metals Analysis

Analyte	Result	RL	Units	DF	Prep	Analyzed By	Method	Prep Method
Arsenic	4.8	0.11	mg/kg	5	08/22/25	08/26/25 GS	SW846 6020B ¹	SW846 3050B ²
Barium	110	1.1	mg/kg	5	08/22/25	08/26/25 GS	SW846 6020B ¹	SW846 3050B ²
Cadmium	0.16	0.055	mg/kg	5	08/22/25	08/26/25 GS	SW846 6020B ¹	SW846 3050B ²
Copper	4.9	1.1	mg/kg	5	08/22/25	08/26/25 GS	SW846 6020B ¹	SW846 3050B ²
Lead	6.4	0.27	mg/kg	5	08/22/25	08/26/25 GS	SW846 6020B ¹	SW846 3050B ²
Nickel	5.7	1.1	mg/kg	5	08/22/25	08/26/25 GS	SW846 6020B ¹	SW846 3050B ²
Selenium	< 0.22	0.22	mg/kg	5	08/22/25	08/26/25 GS	SW846 6020B ¹	SW846 3050B ²
Silver	< 0.055	0.055	mg/kg	5	08/22/25	08/26/25 GS	SW846 6020B ¹	SW846 3050B ²
Zinc	18.1	5.5	mg/kg	5	08/22/25	08/26/25 GS	SW846 6020B ¹	SW846 3050B ²

(1) Instrument QC Batch: MA19533

(2) Prep QC Batch: MP42519

RL = Reporting Limit

Report of Analysis

Client Sample ID: BKG02@3-4'	Date Sampled: 08/21/25
Lab Sample ID: DA74616-12	Date Received: 08/21/25
Matrix: SO - Soil	Percent Solids: 88.2
Project: TASMCOA: Uhrich 19-29	

General Chemistry

Analyte	Result	RL	Units	DF	Analyzed	By	Method
%solids							
Solids, Percent	88.2		%	1	08/22/25	SN	SM2540G-2011 M
pH-saturated paste method							
pH	7.70		su	1	08/30/25 15:00	JB	WREP-125,4E-SATPASTE
prep: DEPT.OF AG, BOOK N9							
Specific Conductivity	2.1	0.0010	mmhos/cm	1	08/30/25 15:00	SG	SM 2510B-2011 MOD
Chromium, Hexavalent ^a	< 0.45	0.45	mg/kg	1	09/06/25 20:50	ANJ	SW846 3060A/7199

(a) Analysis performed at SGS Dayton, NJ.

RL = Reporting Limit

Report of Analysis

Client Sample ID: BKG02@3-4'	Date Sampled: 08/21/25
Lab Sample ID: DA74616-12A	Date Received: 08/21/25
Matrix: SO - Soil	Percent Solids: 88.2
Project: TASMCOA: Uhrich 19-29	

SAR Metals Analysis

Analyte	Result	RL	Units	DF	Prep	Analyzed By	Method	Prep Method
Calcium	188	6.0	mg/l	1	08/26/25	08/28/25 BR	SW846 6010C ¹	USDA HANDBOOK 60 ²
Magnesium	95.1	3.0	mg/l	1	08/26/25	08/28/25 BR	SW846 6010C ¹	USDA HANDBOOK 60 ²
Sodium	146	6.0	mg/l	1	08/26/25	08/28/25 BR	SW846 6010C ¹	USDA HANDBOOK 60 ²

(1) Instrument QC Batch: MA19545

(2) Prep QC Batch: MP42554

RL = Reporting Limit

Report of Analysis

Client Sample ID: BKG02@3-4'	Date Sampled: 08/21/25
Lab Sample ID: DA74616-12A	Date Received: 08/21/25
Matrix: SO - Soil	Percent Solids: 88.2
Project: TASMCOA: Uhrich 19-29	

General Chemistry

Analyte	Result	RL	Units	DF	Analyzed	By	Method
Sodium Adsorption Ratio ^a	2.16		ratio	1	08/28/25 11:47	BR	USDA HANDBOOK 60

(a) Calculated as: $(Na \text{ meq/L}) / \sqrt{[(Ca \text{ meq/L}) + (Mg \text{ meq/L})/2]}$

RL = Reporting Limit

Report of Analysis

Client Sample ID: BKG02@3-4'	
Lab Sample ID: DA74616-12B	Date Sampled: 08/21/25
Matrix: SO - Soil	Date Received: 08/21/25
	Percent Solids: 88.2
Project: TASMCOA: Uhrich 19-29	

Hot Water Soluble Boron Metals Analysis

Analyte	Result	RL	Units	DF	Prep	Analyzed By	Method	Prep Method
Boron	< 0.50	0.50	mg/l	1	08/22/25	08/27/25 BR	SW846 6010C ¹	HWS-B ²

(1) Instrument QC Batch: MA19538

(2) Prep QC Batch: MP42517

RL = Reporting Limit

Report of Analysis

Client Sample ID: BKG02@6-7'	Date Sampled: 08/21/25
Lab Sample ID: DA74616-13	Date Received: 08/21/25
Matrix: SO - Soil	Percent Solids: 93.9
Project: TASMCOA: Uhrich 19-29	

Metals Analysis

Analyte	Result	RL	Units	DF	Prep	Analyzed By	Method	Prep Method
Arsenic	4.4	0.10	mg/kg	5	08/22/25	08/26/25 GS	SW846 6020B ¹	SW846 3050B ²
Barium	25.9	1.0	mg/kg	5	08/22/25	08/26/25 GS	SW846 6020B ¹	SW846 3050B ²
Cadmium	0.085	0.050	mg/kg	5	08/22/25	08/26/25 GS	SW846 6020B ¹	SW846 3050B ²
Copper	3.5	1.0	mg/kg	5	08/22/25	08/26/25 GS	SW846 6020B ¹	SW846 3050B ²
Lead	3.7	0.25	mg/kg	5	08/22/25	08/26/25 GS	SW846 6020B ¹	SW846 3050B ²
Nickel	3.8	1.0	mg/kg	5	08/22/25	08/26/25 GS	SW846 6020B ¹	SW846 3050B ²
Selenium	< 0.20	0.20	mg/kg	5	08/22/25	08/26/25 GS	SW846 6020B ¹	SW846 3050B ²
Silver	< 0.050	0.050	mg/kg	5	08/22/25	08/26/25 GS	SW846 6020B ¹	SW846 3050B ²
Zinc	13.0	5.0	mg/kg	5	08/22/25	08/26/25 GS	SW846 6020B ¹	SW846 3050B ²

(1) Instrument QC Batch: MA19533

(2) Prep QC Batch: MP42519

RL = Reporting Limit

Report of Analysis

Client Sample ID: BKG02@6-7'	Date Sampled: 08/21/25
Lab Sample ID: DA74616-13	Date Received: 08/21/25
Matrix: SO - Soil	Percent Solids: 93.9
Project: TASMCOA: Uhrich 19-29	

General Chemistry

Analyte	Result	RL	Units	DF	Analyzed	By	Method
%solids							
Solids, Percent	93.9		%	1	08/22/25	SN	SM2540G-2011 M
pH-saturated paste method							
pH	7.70		su	1	08/30/25 15:00	JB	WREP-125,4E-SATPASTE
prep: DEPT.OF AG, BOOK N9							
Specific Conductivity	1.8	0.0010	mmhos/cm	1	08/30/25 13:00	SG	SM 2510B-2011 MOD
Chromium, Hexavalent ^a	< 0.44	0.44	mg/kg	1	09/06/25 20:58	ANJ	SW846 3060A/7199

(a) Analysis performed at SGS Dayton, NJ.

RL = Reporting Limit

Report of Analysis

Client Sample ID: BKG02@6-7'	
Lab Sample ID: DA74616-13A	Date Sampled: 08/21/25
Matrix: SO - Soil	Date Received: 08/21/25
	Percent Solids: 93.9
Project: TASMCOA: Uhrich 19-29	

SAR Metals Analysis

Analyte	Result	RL	Units	DF	Prep	Analyzed By	Method	Prep Method
Calcium	89.1	6.0	mg/l	1	08/26/25	08/28/25 BR	SW846 6010C ¹	USDA HANDBOOK 60 ²
Magnesium	38.4	3.0	mg/l	1	08/26/25	08/28/25 BR	SW846 6010C ¹	USDA HANDBOOK 60 ²
Sodium	221	6.0	mg/l	1	08/26/25	08/28/25 BR	SW846 6010C ¹	USDA HANDBOOK 60 ²

(1) Instrument QC Batch: MA19545

(2) Prep QC Batch: MP42554

RL = Reporting Limit

Report of Analysis

Client Sample ID: BKG02@6-7'	Date Sampled: 08/21/25
Lab Sample ID: DA74616-13A	Date Received: 08/21/25
Matrix: SO - Soil	Percent Solids: 93.9
Project: TASMCOA: Uhrich 19-29	

General Chemistry

Analyte	Result	RL	Units	DF	Analyzed	By	Method
Sodium Adsorption Ratio ^a	4.93		ratio	1	08/28/25 11:48	BR	USDA HANDBOOK 60

(a) Calculated as: $(Na \text{ meq/L}) / \sqrt{[(Ca \text{ meq/L}) + (Mg \text{ meq/L})/2]}$

RL = Reporting Limit

Report of Analysis

Client Sample ID: BKG02@6-7'	
Lab Sample ID: DA74616-13B	Date Sampled: 08/21/25
Matrix: SO - Soil	Date Received: 08/21/25
	Percent Solids: 93.9
Project: TASMCOA: Uhrich 19-29	

Hot Water Soluble Boron Metals Analysis

Analyte	Result	RL	Units	DF	Prep	Analyzed By	Method	Prep Method
Boron	< 0.50	0.50	mg/l	1	08/22/25	08/27/25 BR	SW846 6010C ¹	HWS-B ²

(1) Instrument QC Batch: MA19538

(2) Prep QC Batch: MP42517

RL = Reporting Limit

Report of Analysis

Client Sample ID: BKG03@1-2'	Date Sampled: 08/21/25
Lab Sample ID: DA74616-14	Date Received: 08/21/25
Matrix: SO - Soil	Percent Solids: 87.4
Project: TASMCOA: Uhrich 19-29	

Metals Analysis

Analyte	Result	RL	Units	DF	Prep	Analyzed By	Method	Prep Method
Arsenic	3.1	0.11	mg/kg	5	08/22/25	08/26/25 GS	SW846 6020B ¹	SW846 3050B ²
Barium	72.5	1.1	mg/kg	5	08/22/25	08/26/25 GS	SW846 6020B ¹	SW846 3050B ²
Cadmium	0.14	0.054	mg/kg	5	08/22/25	08/26/25 GS	SW846 6020B ¹	SW846 3050B ²
Copper	6.7	1.1	mg/kg	5	08/22/25	08/26/25 GS	SW846 6020B ¹	SW846 3050B ²
Lead	7.1	0.27	mg/kg	5	08/22/25	08/26/25 GS	SW846 6020B ¹	SW846 3050B ²
Nickel	5.7	1.1	mg/kg	5	08/22/25	08/26/25 GS	SW846 6020B ¹	SW846 3050B ²
Selenium	< 0.22	0.22	mg/kg	5	08/22/25	08/26/25 GS	SW846 6020B ¹	SW846 3050B ²
Silver	< 0.054	0.054	mg/kg	5	08/22/25	08/26/25 GS	SW846 6020B ¹	SW846 3050B ²
Zinc	21.9	5.4	mg/kg	5	08/22/25	08/26/25 GS	SW846 6020B ¹	SW846 3050B ²

(1) Instrument QC Batch: MA19533

(2) Prep QC Batch: MP42519

RL = Reporting Limit

Report of Analysis

Client Sample ID: BKG03@1-2'	Date Sampled: 08/21/25
Lab Sample ID: DA74616-14	Date Received: 08/21/25
Matrix: SO - Soil	Percent Solids: 87.4
Project: TASMCOA: Uhrich 19-29	

General Chemistry

Analyte	Result	RL	Units	DF	Analyzed	By	Method
%solids							
Solids, Percent	87.4		%	1	08/22/25	SN	SM2540G-2011 M
pH-saturated paste method							
pH	7.31		su	1	08/30/25 15:00	JB	WREP-125,4E-SATPASTE
prep: DEPT.OF AG, BOOK N9							
Specific Conductivity	2.8	0.0010	mmhos/cm	1	08/30/25 13:00	SG	SM 2510B-2011 MOD
Chromium, Hexavalent ^a	< 0.46	0.46	mg/kg	1	09/06/25 10:01	ANJ	SW846 3060A/7199

(a) Analysis performed at SGS Dayton, NJ.

RL = Reporting Limit

Report of Analysis

Client Sample ID: BKG03@1-2'	
Lab Sample ID: DA74616-14A	Date Sampled: 08/21/25
Matrix: SO - Soil	Date Received: 08/21/25
	Percent Solids: 87.4
Project: TASMCOA: Uhrich 19-29	

SAR Metals Analysis

Analyte	Result	RL	Units	DF	Prep	Analyzed By	Method	Prep Method
Calcium	239	6.0	mg/l	1	08/26/25	08/28/25 BR	SW846 6010C ¹	USDA HANDBOOK 60 ²
Magnesium	116	3.0	mg/l	1	08/26/25	08/28/25 BR	SW846 6010C ¹	USDA HANDBOOK 60 ²
Sodium	197	6.0	mg/l	1	08/26/25	08/28/25 BR	SW846 6010C ¹	USDA HANDBOOK 60 ²

(1) Instrument QC Batch: MA19551

(2) Prep QC Batch: MP42555

RL = Reporting Limit

Report of Analysis

Client Sample ID: BKG03@1-2'	Date Sampled: 08/21/25
Lab Sample ID: DA74616-14A	Date Received: 08/21/25
Matrix: SO - Soil	Percent Solids: 87.4
Project: TASMCOA: Uhrich 19-29	

General Chemistry

Analyte	Result	RL	Units	DF	Analyzed	By	Method
Sodium Adsorption Ratio ^a	2.61		ratio	1	08/28/25 16:46	BR	USDA HANDBOOK 60

(a) Calculated as: $(Na \text{ meq/L}) / \sqrt{[(Ca \text{ meq/L}) + (Mg \text{ meq/L})/2]}$

RL = Reporting Limit

Report of Analysis

Client Sample ID: BKG03@1-2'	
Lab Sample ID: DA74616-14B	Date Sampled: 08/21/25
Matrix: SO - Soil	Date Received: 08/21/25
	Percent Solids: 87.4
Project: TASMCOA: Uhrich 19-29	

Hot Water Soluble Boron Metals Analysis

Analyte	Result	RL	Units	DF	Prep	Analyzed By	Method	Prep Method
Boron	< 0.50	0.50	mg/l	1	08/22/25	08/27/25 BR	SW846 6010C ¹	HWS-B ²

(1) Instrument QC Batch: MA19538

(2) Prep QC Batch: MP42517

RL = Reporting Limit

Report of Analysis

Client Sample ID: BKG03@3-4'	Date Sampled: 08/21/25
Lab Sample ID: DA74616-15	Date Received: 08/21/25
Matrix: SO - Soil	Percent Solids: 91.7
Project: TASMCOA: Uhrich 19-29	

Metals Analysis

Analyte	Result	RL	Units	DF	Prep	Analyzed By	Method	Prep Method
Arsenic	4.2	0.11	mg/kg	5	08/22/25	08/26/25 GS	SW846 6020B ¹	SW846 3050B ²
Barium	326	1.1	mg/kg	5	08/22/25	08/26/25 GS	SW846 6020B ¹	SW846 3050B ²
Cadmium	0.10	0.055	mg/kg	5	08/22/25	08/26/25 GS	SW846 6020B ¹	SW846 3050B ²
Copper	4.0	1.1	mg/kg	5	08/22/25	08/26/25 GS	SW846 6020B ¹	SW846 3050B ²
Lead	5.4	0.27	mg/kg	5	08/22/25	08/26/25 GS	SW846 6020B ¹	SW846 3050B ²
Nickel	4.9	1.1	mg/kg	5	08/22/25	08/26/25 GS	SW846 6020B ¹	SW846 3050B ²
Selenium	< 0.22	0.22	mg/kg	5	08/22/25	08/26/25 GS	SW846 6020B ¹	SW846 3050B ²
Silver	< 0.055	0.055	mg/kg	5	08/22/25	08/26/25 GS	SW846 6020B ¹	SW846 3050B ²
Zinc	16.7	5.5	mg/kg	5	08/22/25	08/26/25 GS	SW846 6020B ¹	SW846 3050B ²

(1) Instrument QC Batch: MA19533

(2) Prep QC Batch: MP42519

RL = Reporting Limit

Report of Analysis

Client Sample ID: BKG03@3-4'	Date Sampled: 08/21/25
Lab Sample ID: DA74616-15	Date Received: 08/21/25
Matrix: SO - Soil	Percent Solids: 91.7
Project: TASMCOA: Uhrich 19-29	

General Chemistry

Analyte	Result	RL	Units	DF	Analyzed	By	Method
%solids							
Solids, Percent	91.7		%	1	08/22/25	SN	SM2540G-2011 M
pH-saturated paste method							
pH	7.69		su	1	08/30/25 15:00	JB	WREP-125,4E-SATPASTE
prep: DEPT.OF AG, BOOK N9							
Specific Conductivity	2.9	0.0010	mmhos/cm	1	08/30/25 13:00	SG	SM 2510B-2011 MOD
Chromium, Hexavalent ^a	< 0.44	0.44	mg/kg	1	09/06/25 11:45	ANJ	SW846 3060A/7199

(a) Analysis performed at SGS Dayton, NJ.

RL = Reporting Limit

Report of Analysis

Client Sample ID: BKG03@3-4'	Date Sampled: 08/21/25
Lab Sample ID: DA74616-15A	Date Received: 08/21/25
Matrix: SO - Soil	Percent Solids: 91.7
Project: TASMCOA: Uhrich 19-29	

SAR Metals Analysis

Analyte	Result	RL	Units	DF	Prep	Analyzed By	Method	Prep Method
Calcium	291	6.0	mg/l	1	08/26/25	08/28/25 BR	SW846 6010C ¹	USDA HANDBOOK 60 ²
Magnesium	143	3.0	mg/l	1	08/26/25	08/28/25 BR	SW846 6010C ¹	USDA HANDBOOK 60 ²
Sodium	232	6.0	mg/l	1	08/26/25	08/28/25 BR	SW846 6010C ¹	USDA HANDBOOK 60 ²

(1) Instrument QC Batch: MA19551

(2) Prep QC Batch: MP42555

RL = Reporting Limit

Report of Analysis

Client Sample ID: BKG03@3-4'	Date Sampled: 08/21/25
Lab Sample ID: DA74616-15A	Date Received: 08/21/25
Matrix: SO - Soil	Percent Solids: 91.7
Project: TASMCOA: Uhrich 19-29	

General Chemistry

Analyte	Result	RL	Units	DF	Analyzed	By	Method
Sodium Adsorption Ratio ^a	2.78		ratio	1	08/28/25 17:05	BR	USDA HANDBOOK 60

(a) Calculated as: $(Na \text{ meq/L}) / \sqrt{[(Ca \text{ meq/L}) + (Mg \text{ meq/L})/2]}$

RL = Reporting Limit

Report of Analysis

Client Sample ID: BKG03@3-4'	Date Sampled: 08/21/25
Lab Sample ID: DA74616-15B	Date Received: 08/21/25
Matrix: SO - Soil	Percent Solids: 91.7
Project: TASMCOA: Uhrich 19-29	

Hot Water Soluble Boron Metals Analysis

Analyte	Result	RL	Units	DF	Prep	Analyzed By	Method	Prep Method
Boron	< 0.50	0.50	mg/l	1	08/22/25	08/27/25 BR	SW846 6010C ¹	HWS-B ²

(1) Instrument QC Batch: MA19538

(2) Prep QC Batch: MP42517

RL = Reporting Limit

Report of Analysis

Client Sample ID: BKG03@6-7'	Date Sampled: 08/21/25
Lab Sample ID: DA74616-16	Date Received: 08/21/25
Matrix: SO - Soil	Percent Solids: 95.6
Project: TASMCOA: Uhrich 19-29	

Metals Analysis

Analyte	Result	RL	Units	DF	Prep	Analyzed By	Method	Prep Method
Arsenic	4.3	0.10	mg/kg	5	08/22/25	08/26/25 GS	SW846 6020B ¹	SW846 3050B ²
Barium	32.0	1.0	mg/kg	5	08/22/25	08/26/25 GS	SW846 6020B ¹	SW846 3050B ²
Cadmium	0.099	0.050	mg/kg	5	08/22/25	08/26/25 GS	SW846 6020B ¹	SW846 3050B ²
Copper	3.8	1.0	mg/kg	5	08/22/25	08/26/25 GS	SW846 6020B ¹	SW846 3050B ²
Lead	4.6	0.25	mg/kg	5	08/22/25	08/26/25 GS	SW846 6020B ¹	SW846 3050B ²
Nickel	3.8	1.0	mg/kg	5	08/22/25	08/26/25 GS	SW846 6020B ¹	SW846 3050B ²
Selenium	< 0.20	0.20	mg/kg	5	08/22/25	08/26/25 GS	SW846 6020B ¹	SW846 3050B ²
Silver	< 0.050	0.050	mg/kg	5	08/22/25	08/26/25 GS	SW846 6020B ¹	SW846 3050B ²
Zinc	15.1	5.0	mg/kg	5	08/22/25	08/26/25 GS	SW846 6020B ¹	SW846 3050B ²

(1) Instrument QC Batch: MA19533

(2) Prep QC Batch: MP42519

RL = Reporting Limit

Report of Analysis

Client Sample ID: BKG03@6-7'	Date Sampled: 08/21/25
Lab Sample ID: DA74616-16	Date Received: 08/21/25
Matrix: SO - Soil	Percent Solids: 95.6
Project: TASMCOA: Uhrich 19-29	

General Chemistry

Analyte	Result	RL	Units	DF	Analyzed	By	Method
%solids							
Solids, Percent	95.6		%	1	08/22/25	SN	SM2540G-2011 M
pH-saturated paste method							
pH	7.81		su	1	08/30/25 15:00	JB	WREP-125,4E-SATPASTE
prep: DEPT.OF AG, BOOK N9							
Specific Conductivity	1.2	0.0010	mmhos/cm	1	08/30/25 13:00	SG	SM 2510B-2011 MOD
Chromium, Hexavalent ^a	< 0.43	0.43	mg/kg	1	09/06/25 12:01	ANJ	SW846 3060A/7199

(a) Analysis performed at SGS Dayton, NJ.

RL = Reporting Limit

Report of Analysis

Client Sample ID: BKG03@6-7'	Date Sampled: 08/21/25
Lab Sample ID: DA74616-16A	Date Received: 08/21/25
Matrix: SO - Soil	Percent Solids: 95.6
Project: TASMCOA: Uhrich 19-29	

SAR Metals Analysis

Analyte	Result	RL	Units	DF	Prep	Analyzed By	Method	Prep Method
Calcium	58.6	6.0	mg/l	1	08/26/25	08/28/25 BR	SW846 6010C ¹	USDA HANDBOOK 60 ²
Magnesium	26.5	3.0	mg/l	1	08/26/25	08/28/25 BR	SW846 6010C ¹	USDA HANDBOOK 60 ²
Sodium	172	6.0	mg/l	1	08/26/25	08/28/25 BR	SW846 6010C ¹	USDA HANDBOOK 60 ²

(1) Instrument QC Batch: MA19551

(2) Prep QC Batch: MP42555

RL = Reporting Limit

Report of Analysis

Client Sample ID: BKG03@6-7'	Date Sampled: 08/21/25
Lab Sample ID: DA74616-16A	Date Received: 08/21/25
Matrix: SO - Soil	Percent Solids: 95.6
Project: TASMCOA: Uhrich 19-29	

General Chemistry

Analyte	Result	RL	Units	DF	Analyzed	By	Method
Sodium Adsorption Ratio ^a	4.68		ratio	1	08/28/25 17:07	BR	USDA HANDBOOK 60

(a) Calculated as: $(Na \text{ meq/L}) / \sqrt{[(Ca \text{ meq/L}) + (Mg \text{ meq/L})/2]}$

RL = Reporting Limit

Report of Analysis

Client Sample ID: BKG03@6-7'	Date Sampled: 08/21/25
Lab Sample ID: DA74616-16B	Date Received: 08/21/25
Matrix: SO - Soil	Percent Solids: 95.6
Project: TASMCOA: Uhrich 19-29	

Hot Water Soluble Boron Metals Analysis

Analyte	Result	RL	Units	DF	Prep	Analyzed By	Method	Prep Method
Boron	< 0.50	0.50	mg/l	1	08/22/25	08/27/25 BR	SW846 6010C ¹	HWS-B ²

(1) Instrument QC Batch: MA19538

(2) Prep QC Batch: MP42517

RL = Reporting Limit

Report of Analysis

Client Sample ID: BKG04@1-2'	Date Sampled: 08/21/25
Lab Sample ID: DA74616-17	Date Received: 08/21/25
Matrix: SO - Soil	Percent Solids: 87.4
Project: TASMCOA: Uhrich 19-29	

Metals Analysis

Analyte	Result	RL	Units	DF	Prep	Analyzed By	Method	Prep Method
Arsenic	4.0	0.11	mg/kg	5	08/22/25	08/26/25 GS	SW846 6020B ¹	SW846 3050B ²
Barium	118	1.1	mg/kg	5	08/22/25	08/26/25 GS	SW846 6020B ¹	SW846 3050B ²
Cadmium	0.19	0.057	mg/kg	5	08/22/25	08/26/25 GS	SW846 6020B ¹	SW846 3050B ²
Copper	6.6	1.1	mg/kg	5	08/22/25	08/26/25 GS	SW846 6020B ¹	SW846 3050B ²
Lead	7.6	0.29	mg/kg	5	08/22/25	08/26/25 GS	SW846 6020B ¹	SW846 3050B ²
Nickel	6.6	1.1	mg/kg	5	08/22/25	08/26/25 GS	SW846 6020B ¹	SW846 3050B ²
Selenium	< 0.23	0.23	mg/kg	5	08/22/25	08/26/25 GS	SW846 6020B ¹	SW846 3050B ²
Silver	< 0.057	0.057	mg/kg	5	08/22/25	08/26/25 GS	SW846 6020B ¹	SW846 3050B ²
Zinc	24.0	5.7	mg/kg	5	08/22/25	08/26/25 GS	SW846 6020B ¹	SW846 3050B ²

(1) Instrument QC Batch: MA19533

(2) Prep QC Batch: MP42519

RL = Reporting Limit

Report of Analysis

Client Sample ID: BKG04@1-2'	Date Sampled: 08/21/25
Lab Sample ID: DA74616-17	Date Received: 08/21/25
Matrix: SO - Soil	Percent Solids: 87.4
Project: TASMCOA: Uhrich 19-29	

General Chemistry

Analyte	Result	RL	Units	DF	Analyzed	By	Method
%solids							
Solids, Percent	87.4		%	1	08/22/25	SN	SM2540G-2011 M
pH-saturated paste method							
pH	7.60		su	1	08/30/25 15:00	JB	WREP-125,4E-SATPASTE
prep: DEPT.OF AG, BOOK N9							
Specific Conductivity	3.3	0.0010	mmhos/cm	1	08/30/25 13:00	SG	SM 2510B-2011 MOD
Chromium, Hexavalent ^a	< 0.46	0.46	mg/kg	1	09/06/25 12:32	ANJ	SW846 3060A/7199

(a) Analysis performed at SGS Dayton, NJ.

RL = Reporting Limit

Report of Analysis

Client Sample ID: BKG04@1-2'	Date Sampled: 08/21/25
Lab Sample ID: DA74616-17A	Date Received: 08/21/25
Matrix: SO - Soil	Percent Solids: 87.4
Project: TASMCOA: Uhrich 19-29	

SAR Metals Analysis

Analyte	Result	RL	Units	DF	Prep	Analyzed By	Method	Prep Method
Calcium	294	6.0	mg/l	1	08/26/25	08/28/25 BR	SW846 6010C ¹	USDA HANDBOOK 60 ²
Magnesium	141	3.0	mg/l	1	08/26/25	08/28/25 BR	SW846 6010C ¹	USDA HANDBOOK 60 ²
Sodium	178	6.0	mg/l	1	08/26/25	08/28/25 BR	SW846 6010C ¹	USDA HANDBOOK 60 ²

(1) Instrument QC Batch: MA19551

(2) Prep QC Batch: MP42555

RL = Reporting Limit

Report of Analysis

Client Sample ID: BKG04@1-2'	Date Sampled: 08/21/25
Lab Sample ID: DA74616-17A	Date Received: 08/21/25
Matrix: SO - Soil	Percent Solids: 87.4
Project: TASMCOA: Uhrich 19-29	

General Chemistry

Analyte	Result	RL	Units	DF	Analyzed	By	Method
Sodium Adsorption Ratio ^a	2.14		ratio	1	08/28/25 17:08	BR	USDA HANDBOOK 60

(a) Calculated as: $(Na \text{ meq/L}) / \sqrt{[(Ca \text{ meq/L}) + (Mg \text{ meq/L})/2]}$

RL = Reporting Limit

Report of Analysis

Client Sample ID: BKG04@1-2'	
Lab Sample ID: DA74616-17B	Date Sampled: 08/21/25
Matrix: SO - Soil	Date Received: 08/21/25
	Percent Solids: 87.4
Project: TASMCOA: Uhrich 19-29	

Hot Water Soluble Boron Metals Analysis

Analyte	Result	RL	Units	DF	Prep	Analyzed By	Method	Prep Method
Boron	< 0.50	0.50	mg/l	1	08/22/25	08/27/25 BR	SW846 6010C ¹	HWS-B ²

(1) Instrument QC Batch: MA19538

(2) Prep QC Batch: MP42517

RL = Reporting Limit

Report of Analysis

Client Sample ID: BKG04@3-4'	Date Sampled: 08/21/25
Lab Sample ID: DA74616-18	Date Received: 08/21/25
Matrix: SO - Soil	Percent Solids: 90.4
Project: TASMCOA: Uhrich 19-29	

Metals Analysis

Analyte	Result	RL	Units	DF	Prep	Analyzed By	Method	Prep Method
Arsenic	4.2	0.10	mg/kg	5	08/22/25	08/26/25 GS	SW846 6020B ¹	SW846 3050B ²
Barium	233	1.0	mg/kg	5	08/22/25	08/26/25 GS	SW846 6020B ¹	SW846 3050B ²
Cadmium	0.12	0.052	mg/kg	5	08/22/25	08/26/25 GS	SW846 6020B ¹	SW846 3050B ²
Copper	4.3	1.0	mg/kg	5	08/22/25	08/26/25 GS	SW846 6020B ¹	SW846 3050B ²
Lead	5.9	0.26	mg/kg	5	08/22/25	08/26/25 GS	SW846 6020B ¹	SW846 3050B ²
Nickel	5.3	1.0	mg/kg	5	08/22/25	08/26/25 GS	SW846 6020B ¹	SW846 3050B ²
Selenium	< 0.21	0.21	mg/kg	5	08/22/25	08/26/25 GS	SW846 6020B ¹	SW846 3050B ²
Silver	< 0.052	0.052	mg/kg	5	08/22/25	08/26/25 GS	SW846 6020B ¹	SW846 3050B ²
Zinc	18.0	5.2	mg/kg	5	08/22/25	08/26/25 GS	SW846 6020B ¹	SW846 3050B ²

(1) Instrument QC Batch: MA19533

(2) Prep QC Batch: MP42519

RL = Reporting Limit

Report of Analysis

Client Sample ID: BKG04@3-4'	Date Sampled: 08/21/25
Lab Sample ID: DA74616-18	Date Received: 08/21/25
Matrix: SO - Soil	Percent Solids: 90.4
Project: TASMCOA: Uhrich 19-29	

General Chemistry

Analyte	Result	RL	Units	DF	Analyzed	By	Method
%solids							
Solids, Percent	90.4		%	1	08/22/25	SN	SM2540G-2011 M
pH-saturated paste method							
pH	7.78		su	1	08/30/25 15:00	JB	WREP-125,4E-SATPASTE
prep: DEPT.OF AG, BOOK N9							
Specific Conductivity	4.3	0.0010	mmhos/cm	1	08/30/25 13:00	SG	SM 2510B-2011 MOD
Chromium, Hexavalent ^a	< 0.44	0.44	mg/kg	1	09/06/25 12:48	ANJ	SW846 3060A/7199

(a) Analysis performed at SGS Dayton, NJ.

RL = Reporting Limit

Report of Analysis

Client Sample ID: BKG04@3-4'	
Lab Sample ID: DA74616-18A	Date Sampled: 08/21/25
Matrix: SO - Soil	Date Received: 08/21/25
	Percent Solids: 90.4
Project: TASMCOA: Uhrich 19-29	

SAR Metals Analysis

Analyte	Result	RL	Units	DF	Prep	Analyzed By	Method	Prep Method
Calcium	435	6.0	mg/l	1	08/26/25	08/28/25 BR	SW846 6010C ¹	USDA HANDBOOK 60 ²
Magnesium	217	3.0	mg/l	1	08/26/25	08/28/25 BR	SW846 6010C ¹	USDA HANDBOOK 60 ²
Sodium	406	6.0	mg/l	1	08/26/25	08/28/25 BR	SW846 6010C ¹	USDA HANDBOOK 60 ²

(1) Instrument QC Batch: MA19551

(2) Prep QC Batch: MP42555

RL = Reporting Limit

Report of Analysis

Client Sample ID: BKG04@3-4'	Date Sampled: 08/21/25
Lab Sample ID: DA74616-18A	Date Received: 08/21/25
Matrix: SO - Soil	Percent Solids: 90.4
Project: TASMCOA: Uhrich 19-29	

General Chemistry

Analyte	Result	RL	Units	DF	Analyzed	By	Method
Sodium Adsorption Ratio ^a	3.97		ratio	1	08/28/25 17:10	BR	USDA HANDBOOK 60

(a) Calculated as: $(Na \text{ meq/L}) / \sqrt{[(Ca \text{ meq/L}) + (Mg \text{ meq/L})/2]}$

RL = Reporting Limit

Report of Analysis

Client Sample ID: BKG04@3-4'	
Lab Sample ID: DA74616-18B	Date Sampled: 08/21/25
Matrix: SO - Soil	Date Received: 08/21/25
	Percent Solids: 90.4
Project: TASMCOA: Uhrich 19-29	

Hot Water Soluble Boron Metals Analysis

Analyte	Result	RL	Units	DF	Prep	Analyzed By	Method	Prep Method
Boron	< 0.50	0.50	mg/l	1	08/22/25	08/27/25 BR	SW846 6010C ¹	HWS-B ²

(1) Instrument QC Batch: MA19538

(2) Prep QC Batch: MP42517

RL = Reporting Limit

Report of Analysis

Client Sample ID: BKG04@6-7'	Date Sampled: 08/21/25
Lab Sample ID: DA74616-19	Date Received: 08/21/25
Matrix: SO - Soil	Percent Solids: 96.4
Project: TASMCOA: Uhrich 19-29	

Metals Analysis

Analyte	Result	RL	Units	DF	Prep	Analyzed By	Method	Prep Method
Arsenic	6.6	0.10	mg/kg	5	08/22/25	08/26/25 GS	SW846 6020B ¹	SW846 3050B ²
Barium	44.6	1.0	mg/kg	5	08/22/25	08/26/25 GS	SW846 6020B ¹	SW846 3050B ²
Cadmium	0.16	0.050	mg/kg	5	08/22/25	08/26/25 GS	SW846 6020B ¹	SW846 3050B ²
Copper	5.5	1.0	mg/kg	5	08/22/25	08/26/25 GS	SW846 6020B ¹	SW846 3050B ²
Lead	5.0	0.25	mg/kg	5	08/22/25	08/26/25 GS	SW846 6020B ¹	SW846 3050B ²
Nickel	6.1	1.0	mg/kg	5	08/22/25	08/26/25 GS	SW846 6020B ¹	SW846 3050B ²
Selenium	< 0.20	0.20	mg/kg	5	08/22/25	08/26/25 GS	SW846 6020B ¹	SW846 3050B ²
Silver	< 0.050	0.050	mg/kg	5	08/22/25	08/26/25 GS	SW846 6020B ¹	SW846 3050B ²
Zinc	18.7	5.0	mg/kg	5	08/22/25	08/26/25 GS	SW846 6020B ¹	SW846 3050B ²

(1) Instrument QC Batch: MA19533

(2) Prep QC Batch: MP42519

RL = Reporting Limit

Report of Analysis

Client Sample ID: BKG04@6-7'	Date Sampled: 08/21/25
Lab Sample ID: DA74616-19	Date Received: 08/21/25
Matrix: SO - Soil	Percent Solids: 96.4
Project: TASMCOA: Uhrich 19-29	

General Chemistry

Analyte	Result	RL	Units	DF	Analyzed	By	Method
%solids							
Solids, Percent	96.4		%	1	08/22/25	SN	SM2540G-2011 M
pH-saturated paste method							
pH	7.48		su	1	08/30/25 15:00	JB	WREP-125,4E-SATPASTE
prep: DEPT.OF AG, BOOK N9							
Specific Conductivity	1.4	0.0010	mmhos/cm	1	08/30/25 13:00	SG	SM 2510B-2011 MOD
Chromium, Hexavalent ^a	< 0.40	0.40	mg/kg	1	09/06/25 12:56	ANJ	SW846 3060A/7199

(a) Analysis performed at SGS Dayton, NJ.

RL = Reporting Limit

Report of Analysis

Client Sample ID: BKG04@6-7'	
Lab Sample ID: DA74616-19A	Date Sampled: 08/21/25
Matrix: SO - Soil	Date Received: 08/21/25
	Percent Solids: 96.4
Project: TASMCOA: Uhrich 19-29	

SAR Metals Analysis

Analyte	Result	RL	Units	DF	Prep	Analyzed By	Method	Prep Method
Calcium	95.2	6.0	mg/l	1	08/26/25	08/28/25 BR	SW846 6010C ¹	USDA HANDBOOK 60 ²
Magnesium	39.5	3.0	mg/l	1	08/26/25	08/28/25 BR	SW846 6010C ¹	USDA HANDBOOK 60 ²
Sodium	141	6.0	mg/l	1	08/26/25	08/28/25 BR	SW846 6010C ¹	USDA HANDBOOK 60 ²

(1) Instrument QC Batch: MA19551

(2) Prep QC Batch: MP42555

RL = Reporting Limit

Report of Analysis

Client Sample ID: BKG04@6-7'	Date Sampled: 08/21/25
Lab Sample ID: DA74616-19A	Date Received: 08/21/25
Matrix: SO - Soil	Percent Solids: 96.4
Project: TASMCOA: Uhrich 19-29	

General Chemistry

Analyte	Result	RL	Units	DF	Analyzed	By	Method
Sodium Adsorption Ratio ^a	3.07		ratio	1	08/28/25 17:11	BR	USDA HANDBOOK 60

(a) Calculated as: $(Na \text{ meq/L}) / \sqrt{[(Ca \text{ meq/L}) + (Mg \text{ meq/L})/2]}$

RL = Reporting Limit

Report of Analysis

Client Sample ID: BKG04@6-7'	
Lab Sample ID: DA74616-19B	Date Sampled: 08/21/25
Matrix: SO - Soil	Date Received: 08/21/25
	Percent Solids: 96.4
Project: TASMCOA: Uhrich 19-29	

Hot Water Soluble Boron Metals Analysis

Analyte	Result	RL	Units	DF	Prep	Analyzed By	Method	Prep Method
Boron	< 0.50	0.50	mg/l	1	08/22/25	08/27/25 BR	SW846 6010C ¹	HWS-B ²

(1) Instrument QC Batch: MA19538

(2) Prep QC Batch: MP42517

RL = Reporting Limit

Misc. Forms

Custody Documents and Other Forms

Includes the following where applicable:

- Chain of Custody



CHAIN OF CUSTODY

SGS North America Inc. - Wheat Ridge
4036 Youngfield Street, Wheat Ridge, CO 80033
TEL: 303-425-6021
www.sgs.com/ehsusa

Bottle Order Control #
FED-EX Tracking #
SGS Quote #
SGS Job # DA74616

Client / Reporting Information: Tasman, Inc.
Project Information: Project Name: Unrich 19-29, 14-29 NO
Requested Analysis (see TEST CODE sheet)
Matrix Codes: DW - Drinking Water, WW - Water, SW - Surface Water, SO - Soil, SL - Sludge, SED - Sediment, OL - Oil, LIQ - Other Liquid, AIR - Air, SOL - Other Solid, WP - Wipe, FB - Field Blank, EB - Equipment Blank, RB - Rinse Blank, D - dissolved metals, PD - Potentially dissolved, TR - Total recoverable

Table with columns: Field ID / Point of Collection, Date, Time, Sampled by, Matrix, # of bottles, and various chemical analysis columns (NONE, HCl, HNO3, H2SO4, DI Water, MeOH, ENCAPRE, H2SO4, Na2SO4, 915-VOC, 915-PAH, 915-TPH, PH, EC, SAR, Boron, 915-Metals). Rows include SEP02-FL-R@4-5, FL-SS-01-R@4-5, SEP02-OL-R@3-4, SS03R@2-3, AST01R@0.5-1.5, FSP1R@6-7, SEP01-OL-R@3-4, BKG01@1-2, BKG01@3-4, BKG01@6-7, BKG02@1-2, BKG02@3-4.

Turnaround Time (Business days): 10 Business Days
Special Reporting Instructions: Report in PPB, Report in PPM, Report MDLs
Data Deliverable Information: Commercial "A", Commercial "B", COMMBN, COMMBN+, REDT2, FULT1
Comments / Special Instructions: *915-Metals: Arsenic, Barium, Cadmium, Chromium (VI), Copper, Lead, Nickel, Selenium, Silver and Zinc

Sample Custody must be documented below each time samples change possession, including courier, Fed Ex, USPS delivery.
Relinquished By/Affiliation: 1
Date/Time: 8.21.25 / 16:30
Received By/Affiliation: 1
Relinquished By/Affiliation: 2
Date/Time:
Received By/Affiliation: 2
Relinquished By/Affiliation: 3
Date/Time:
Received By/Affiliation: 3
Relinquished By/Affiliation: 4
Date/Time:
Received By/Affiliation: 4
Custody Seal #: Intact
Cooler Temp. °C (corrected): 4.2
Therm. ID: 111
On Ice: []
http://www.sgs.com/en/terms-and-conditions

FORM: EHSQA-QAC-0027-03-FORM-Wheat Ridge - COC; RV 2/20/2025



CHAIN OF CUSTODY

SGS North America Inc. - Wheat Ridge
4036 Youngfield Street, Wheat Ridge, CO 80033
TEL: 303-425-6021
www.sgs.com/ehsusa

Bottle Order Control #	FED-EX Tracking #
SGS Quote #	SGS Job # DA 74616

Client / Reporting Information		Project Information	
Company: Tasman, Inc.		Project Name: Uhrich 19-29-24-24 NO	
Street: 4725 Independence Street		Check Box if Project Report to Division of Oil and Public Safety (OPS): <input type="checkbox"/>	
City, State ZIP: Wheat Ridge, CO 80033		Billing Information (if different from Report to) Company: Noble Energy	
Project Contact: AJ Engelhardt		Project #: 5512	
Phone: (303) 808-3515		Client Purchase Order #:	
Email: tas-chevcon-3@tasman-geo.com & RBUEUF27@chevron.com		City, State ZIP:	
Sampler(s) Name(s): Nelson Davis		Project Manager: AJ Engelhardt	
		Attention: Dan Peterson	

Requested Analysis (see TEST CODE sheet)										Matrix Codes													
915-VOC	915-PAH	915-TPH	PH, EC, SAR	Boron	915-Metals	DW - Drinking Water	GW - Ground Water	WW - Water	SW - Surface Water	SD - Soil	SL - Sludge	SED - Sediment	LIQ - Other Liquid	AIR - Air	SOL - Other Solid	WIP - Wipe	FB - Field Blank	EB - Equipment Blank	RB - Rinse Blank	D= dissolved metals	PD=Potentially dissolved	TR=Total recoverable	
			X	X	X																		

Field ID / Point of Collection	Date	Time	Sampled by	Matrix	# of bottles	Number of preserved bottles																		
						NONE	HCl	HNO3	H2SO4	Dil water	Meth	ENCORE	MAR2003	MAR2005	915-VOC	915-PAH	915-TPH	PH, EC, SAR	Boron	915-Metals				
BK602 @ 6-7'	8-21-25	1350	ND	SO	2	X																		
BK603 @ 1-2'		1400																						
BK603 @ 3-4'		1405																						
BK603 @ 6-7'		1410																						
BK604 @ 1-2'		1414																						
BK604 @ 3-4'		1420																						
BK604 @ 6-7'		1425																						

Turnaround Time (Business days)	Data Deliverable Information	Comments / Special Instructions
<input checked="" type="checkbox"/> 10 Business Days <input type="checkbox"/> 5 Business Days <input type="checkbox"/> 3 Business Days RUSH <input type="checkbox"/> 2 Business Days RUSH <input type="checkbox"/> 1 Business Day EMERGENCY Emergency & Rush T/A data available via Email or LabLink. RUSH TAT approval needed.	Special Reporting Instructions <input type="checkbox"/> Report in PPB <input type="checkbox"/> Report in PPM <input type="checkbox"/> Report MDLs	<input type="checkbox"/> Commercial "A" (Level 1, Results Only) <input type="checkbox"/> Commercial "B" (Level 2, Results + QC Summary) <input type="checkbox"/> COMMBN (Results/QC/Narrative) <input type="checkbox"/> COMMBN+ (Results/QC/Narrative (+ chromatograms)) <input type="checkbox"/> REDT2 (Results/QC Summary/partial raw data) <input type="checkbox"/> FULT1
Sample Custody must be documented below each time samples change possession, including courier, Fed Ex, USPS, USPS delivery.		*915-Metals: Arsenic, Barium, Cadmium, Chromium (VI), Copper, Lead, Nickel, Selenium, Silver and Zinc

Relinquished by Sampler/Affiliation: 1 <i>Nelson Davis</i>	Date/Time: 8-21-25 / 16:30	Received By/Affiliation: 1 <i>[Signature]</i>	Relinquished By/Affiliation: 2	Date/Time:	Received By/Affiliation:
Relinquished by/Affiliation: 3	Date/Time:	Received By/Affiliation: 3	Relinquished By/Affiliation: 4	Date/Time:	Received By/Affiliation: 4
Custody Seal #:	Intact <input type="checkbox"/> Not Intact <input type="checkbox"/> Absent <input type="checkbox"/>	Preserved where applicable <input type="checkbox"/>	Cooler Temp. °C (corrected): 4.2	Therm. ID: 42	On Ice <input type="checkbox"/>

FORM: EHSQA-QAC-0027-03-FORM-Wheat Ridge - COC; RV 2/20/2025

SGS Sample Receipt Summary

Job Number: da74616

Client: TASMAN

Project: UHRICH 19-29

Date / Time Received: 8/21/2025 4:30:00 PM

Delivery Method: hd

Airbill #'s: _____

Cooler Temps (Raw Measured) °C: Cooler 1: (4.2);

Cooler Temps (Corrected) °C: Cooler 1: (4.2);

Cooler Informatio

Y or N

- 1. Custody Seals Present:
- 2. Custody Seals Intact:
- 3. Temp criteria achieved:
- 4. Cooler temp verification: IR Gun
- 5. Cooler media: Ice (Bag)

Trip Blank Information

Y or N N/A

- 1. Trip Blank present / cooler:
- 2. Trip Blank listed on COC:

W or S N/A

- 3. Type of TB Received

Sample Information

Y or N N/A

- 1. Sample labels present on bottles:
- 2. Samples presented properly:
- 3. Sufficient volume/containers recv'd for analysi:
- 4. Condition of sample: Intact
- 5. Sample recv'd within HT:
- 6. Dates/Times/IDs on COC match sample labe:
- 7. VOCs have headspace:
- 8. Bottles received for unspecified tests:
- 9. Compositing instructions clear:
- 10. Voa Soil Kits/Jars received past 48hrs?:
- 11. % Solids Jar Received?:
- 12. Residual Chlorine Present?:

Misc Information

Number of Encores: 25 Gram 5 Gram
 Test Strip Lot #: pH 0-3: _____
 Residual Chlorine Test Strip Lot: _____

Number of Lab Filtered Metals

pH 10-12: _____ Other: (Specify) _____

Comments

SM001

Rev. Date 05/04/17

Technician: JEREMYD

Date: 8/21/2025 4:39:43 PM

Reviewer: _____

Date: _____

DA74616: Chain of Custody

Page 3 of 3

4.1
4

MS Volatiles

QC Data Summaries

Includes the following where applicable:

- Method Blank Summaries
- Blank Spike Summaries
- Matrix Spike and Duplicate Summaries

Method Blank Summary

Job Number: DA74616
Account: CHEVRCOG Chevron USA, Inc.
Project: TASMCOA: Uhrich 19-29

Sample	File ID	DF	Analyzed	By	Prep Date	Prep Batch	Analytical Batch
V6V3004-MB	6V63416.D	1	08/27/25	MB	n/a	n/a	V6V3004

The QC reported here applies to the following samples:

Method: SW846 8260B

DA74616-1, DA74616-2, DA74616-3, DA74616-4, DA74616-5, DA74616-6, DA74616-7

CAS No.	Compound	Result	RL	Units	Q
71-43-2	Benzene	ND	1.0	ug/kg	
100-41-4	Ethylbenzene	ND	2.0	ug/kg	
108-88-3	Toluene	ND	2.0	ug/kg	
95-63-6	1,2,4-Trimethylbenzene	ND	2.0	ug/kg	
108-67-8	1,3,5-Trimethylbenzene	ND	2.0	ug/kg	
	m,p-Xylene	ND	2.0	ug/kg	
95-47-6	o-Xylene	ND	2.0	ug/kg	
1330-20-7	Xylene (total)	ND	2.0	ug/kg	
	TPH-GRO (C6-C10)	ND	200	ug/kg	

CAS No.	Surrogate Recoveries	Limits	
1868-53-7	Dibromofluoromethane	108%	70-130%
2037-26-5	Toluene-D8	100%	70-130%
460-00-4	4-Bromofluorobenzene	92%	70-130%
17060-07-0	1,2-Dichloroethane-D4	101%	70-130%

Blank Spike Summary

Job Number: DA74616
Account: CHEVRCOG Chevron USA, Inc.
Project: TASMCOA: Uhrich 19-29

Sample	File ID	DF	Analyzed	By	Prep Date	Prep Batch	Analytical Batch
V6V3004-BS	6V63413.D	1	08/27/25	MB	n/a	n/a	V6V3004

The QC reported here applies to the following samples:

Method: SW846 8260B

DA74616-1, DA74616-2, DA74616-3, DA74616-4, DA74616-5, DA74616-6, DA74616-7

CAS No.	Compound	Spike ug/kg	BSP ug/kg	BSP %	Limits
71-43-2	Benzene	50	45.0	90	70-130
100-41-4	Ethylbenzene	50	45.4	91	70-130
108-88-3	Toluene	50	44.3	89	70-130
95-63-6	1,2,4-Trimethylbenzene	50	44.5	89	70-130
108-67-8	1,3,5-Trimethylbenzene	50	44.8	90	70-130
	m,p-Xylene	100	89.6	90	70-130
95-47-6	o-Xylene	50	45.5	91	70-130
1330-20-7	Xylene (total)	150	135	90	70-130

CAS No.	Surrogate Recoveries	BSP	Limits
1868-53-7	Dibromofluoromethane	96%	70-130%
2037-26-5	Toluene-D8	95%	70-130%
460-00-4	4-Bromofluorobenzene	98%	70-130%
17060-07-0	1,2-Dichloroethane-D4	96%	70-130%

* = Outside of Control Limits.

Blank Spike Summary

Job Number: DA74616
Account: CHEVRCOG Chevron USA, Inc.
Project: TASMCOA: Uhrich 19-29

Sample	File ID	DF	Analyzed	By	Prep Date	Prep Batch	Analytical Batch
V6V3004-BS	6V63415.D	1	08/27/25	MB	n/a	n/a	V6V3004

The QC reported here applies to the following samples:

Method: SW846 8260B

DA74616-1, DA74616-2, DA74616-3, DA74616-4, DA74616-5, DA74616-6, DA74616-7

CAS No.	Compound	Spike ug/kg	BSP ug/kg	BSP %	Limits
	TPH-GRO (C6-C10)	2000	1830	92	50-200

CAS No.	Surrogate Recoveries	BSP	Limits
1868-53-7	Dibromofluoromethane	107%	70-130%
2037-26-5	Toluene-D8	99%	70-130%
460-00-4	4-Bromofluorobenzene	92%	70-130%
17060-07-0	1,2-Dichloroethane-D4	98%	70-130%

* = Outside of Control Limits.

Matrix Spike/Matrix Spike Duplicate Summary

Job Number: DA74616
Account: CHEVRCOG Chevron USA, Inc.
Project: TASMCOA: Uhrich 19-29

Sample	File ID	DF	Analyzed	By	Prep Date	Prep Batch	Analytical Batch
DA74616-1MS	6V63419.D	1	08/27/25	MB	n/a	n/a	V6V3004
DA74616-1MSD	6V63420.D	1	08/27/25	MB	n/a	n/a	V6V3004
DA74616-1	6V63417.D	1	08/27/25	MB	n/a	n/a	V6V3004

The QC reported here applies to the following samples:

Method: SW846 8260B

DA74616-1, DA74616-2, DA74616-3, DA74616-4, DA74616-5, DA74616-6, DA74616-7

CAS No.	Compound	DA74616-1 ug/kg	Spike Q ug/kg	MS ug/kg	MS %	Spike ug/kg	MSD ug/kg	MSD %	RPD	Limits Rec/RPD
71-43-2	Benzene	< 1.1	57.6	48.1	83	58.9	46.9	80	3	43-130/30
100-41-4	Ethylbenzene	< 2.3	57.6	49.0	85	58.9	47.2	80	4	15-145/30
108-88-3	Toluene	< 2.3	57.6	47.7	83	58.9	46.9	80	2	37-130/30
95-63-6	1,2,4-Trimethylbenzene	< 2.3	57.6	46.4	80	58.9	46.0	78	1	5-177/30
108-67-8	1,3,5-Trimethylbenzene	< 2.3	57.6	47.0	82	58.9	47.1	80	0	6-159/30
	m,p-Xylene	< 2.3	115	98.0	85	118	94.1	80	4	21-142/30
95-47-6	o-Xylene	< 2.3	57.6	48.6	84	58.9	48.7	83	0	25-140/30
1330-20-7	Xylene (total)	< 2.3	173	147	85	177	143	81	3	17-142/30

CAS No.	Surrogate Recoveries	MS	MSD	DA74616-1	Limits
1868-53-7	Dibromofluoromethane	103%	108%	111%	70-130%
2037-26-5	Toluene-D8	95%	98%	100%	70-130%
460-00-4	4-Bromofluorobenzene	96%	93%	95%	70-130%
17060-07-0	1,2-Dichloroethane-D4	99%	104%	103%	70-130%

* = Outside of Control Limits.

5.3.1
5

Matrix Spike/Matrix Spike Duplicate Summary

Job Number: DA74616
Account: CHEVRCOG Chevron USA, Inc.
Project: TASMCOA: Uhrich 19-29

Sample	File ID	DF	Analyzed	By	Prep Date	Prep Batch	Analytical Batch
DA74616-6MS	6V63421.D	1	08/27/25	MB	n/a	n/a	V6V3004
DA74616-6MSD	6V63422.D	1	08/27/25	MB	n/a	n/a	V6V3004
DA74616-6	6V63418.D	1	08/27/25	MB	n/a	n/a	V6V3004

The QC reported here applies to the following samples:

Method: SW846 8260B

DA74616-1, DA74616-2, DA74616-3, DA74616-4, DA74616-5, DA74616-6, DA74616-7

CAS No.	Compound	DA74616-6 ug/kg	Spike Q ug/kg	MS ug/kg	MS %	Spike ug/kg	MSD ug/kg	MSD %	RPD	Limits Rec/RPD
	TPH-GRO (C6-C10)	< 210	2160	1650	76	2150	1550	72	6	5-200/30

CAS No.	Surrogate Recoveries	MS	MSD	DA74616-6	Limits
1868-53-7	Dibromofluoromethane	104%	104%	105%	70-130%
2037-26-5	Toluene-D8	95%	96%	97%	70-130%
460-00-4	4-Bromofluorobenzene	91%	97%	94%	70-130%
17060-07-0	1,2-Dichloroethane-D4	100%	102%	100%	70-130%

* = Outside of Control Limits.

5.3.2
5

MS Semi-volatiles

QC Data Summaries

Includes the following where applicable:

- Method Blank Summaries
- Blank Spike Summaries
- Matrix Spike and Duplicate Summaries

Method Blank Summary

Job Number: DA74616
Account: CHEVRCOG Chevron USA, Inc.
Project: TASMCOA: Uhrich 19-29

Sample	File ID	DF	Analyzed	By	Prep Date	Prep Batch	Analytical Batch
OP28405-MB	7G003626.D	1	08/29/25	TH	08/28/25	OP28405	E7G137

The QC reported here applies to the following samples:

Method: SW846 8270E

DA74616-1, DA74616-2, DA74616-4, DA74616-5, DA74616-6, DA74616-7

CAS No.	Compound	Result	RL	Units	Q
83-32-9	Acenaphthene	ND	4.0	ug/kg	
120-12-7	Anthracene	ND	4.0	ug/kg	
56-55-3	Benzo(a)anthracene	ND	5.0	ug/kg	
205-99-2	Benzo(b)fluoranthene	ND	4.0	ug/kg	
207-08-9	Benzo(k)fluoranthene	ND	4.0	ug/kg	
50-32-8	Benzo(a)pyrene	ND	4.0	ug/kg	
218-01-9	Chrysene	ND	4.0	ug/kg	
53-70-3	Dibenzo(a,h)anthracene	ND	4.0	ug/kg	
206-44-0	Fluoranthene	ND	4.0	ug/kg	
86-73-7	Fluorene	ND	4.0	ug/kg	
193-39-5	Indeno(1,2,3-cd)pyrene	ND	4.0	ug/kg	
90-12-0	1-Methylnaphthalene	ND	4.0	ug/kg	
91-57-6	2-Methylnaphthalene	ND	4.0	ug/kg	
91-20-3	Naphthalene	ND	2.0	ug/kg	
129-00-0	Pyrene	ND	4.0	ug/kg	

CAS No.	Surrogate Recoveries	Limits	
321-60-8	2-Fluorobiphenyl	56%	10-130%
4165-60-0	Nitrobenzene-d5	38%	10-130%
1718-51-0	Terphenyl-d14	103%	10-130%

6.1.1
6

Method Blank Summary

Job Number: DA74616
Account: CHEVRCOG Chevron USA, Inc.
Project: TASMCOA: Uhrich 19-29

Sample	File ID	DF	Analyzed	By	Prep Date	Prep Batch	Analytical Batch
OP28447-MB	6G20471.D	1	09/02/25	TH	09/02/25	OP28447	E6G767

The QC reported here applies to the following samples:

Method: SW846 8270E

DA74616-3

CAS No.	Compound	Result	RL	Units	Q
83-32-9	Acenaphthene	ND	4.0	ug/kg	
120-12-7	Anthracene	ND	4.0	ug/kg	
56-55-3	Benzo(a)anthracene	ND	5.0	ug/kg	
205-99-2	Benzo(b)fluoranthene	ND	4.0	ug/kg	
207-08-9	Benzo(k)fluoranthene	ND	4.0	ug/kg	
50-32-8	Benzo(a)pyrene	ND	4.0	ug/kg	
218-01-9	Chrysene	ND	4.0	ug/kg	
53-70-3	Dibenzo(a,h)anthracene	ND	4.0	ug/kg	
206-44-0	Fluoranthene	ND	4.0	ug/kg	
86-73-7	Fluorene	ND	4.0	ug/kg	
193-39-5	Indeno(1,2,3-cd)pyrene	ND	4.0	ug/kg	
90-12-0	1-Methylnaphthalene	ND	4.0	ug/kg	
91-57-6	2-Methylnaphthalene	ND	4.0	ug/kg	
91-20-3	Naphthalene	ND	2.0	ug/kg	
129-00-0	Pyrene	ND	4.0	ug/kg	

CAS No.	Surrogate Recoveries	Limits	
321-60-8	2-Fluorobiphenyl	65%	10-130%
4165-60-0	Nitrobenzene-d5	59%	10-130%
1718-51-0	Terphenyl-d14	99%	10-130%

6.12
6

Blank Spike Summary

Job Number: DA74616
Account: CHEVRCOG Chevron USA, Inc.
Project: TASMCOA: Uhrich 19-29

Sample	File ID	DF	Analyzed	By	Prep Date	Prep Batch	Analytical Batch
OP28405-BS	7G003627.D	1	08/29/25	TH	08/28/25	OP28405	E7G137

The QC reported here applies to the following samples:

Method: SW846 8270E

DA74616-1, DA74616-2, DA74616-4, DA74616-5, DA74616-6, DA74616-7

CAS No.	Compound	Spike ug/kg	BSP ug/kg	BSP %	Limits
83-32-9	Acenaphthene	200	249	125	31-130
120-12-7	Anthracene	200	269	135* a	46-134
56-55-3	Benzo(a)anthracene	200	261	131	52-135
205-99-2	Benzo(b)fluoranthene	200	261	131	50-136
207-08-9	Benzo(k)fluoranthene	200	300	150* a	52-134
50-32-8	Benzo(a)pyrene	200	280	140* a	50-130
218-01-9	Chrysene	200	285	143* a	51-131
53-70-3	Dibenzo(a,h)anthracene	200	283	142* a	49-136
206-44-0	Fluoranthene	200	263	132	51-137
86-73-7	Fluorene	200	262	131* a	38-130
193-39-5	Indeno(1,2,3-cd)pyrene	200	283	142* a	50-139
90-12-0	1-Methylnaphthalene	200	233	117	18-130
91-57-6	2-Methylnaphthalene	200	227	114	16-130
91-20-3	Naphthalene	200	223	112	5-130
129-00-0	Pyrene	200	290	145* a	48-136

CAS No.	Surrogate Recoveries	BSP	Limits
321-60-8	2-Fluorobiphenyl	136%* b	10-130%
4165-60-0	Nitrobenzene-d5	127%	10-130%
1718-51-0	Terphenyl-d14	135%* b	10-130%

(a) Outside control limits.

(b) Surrogate recovery is above control limits. Since the bias is high and the sample is non-detect no further action is needed.

* = Outside of Control Limits.

Blank Spike Summary

Job Number: DA74616
Account: CHEVRCOG Chevron USA, Inc.
Project: TASMCOA: Uhrich 19-29

Sample	File ID	DF	Analyzed	By	Prep Date	Prep Batch	Analytical Batch
OP28447-BS	6G20472.D	1	09/02/25	TH	09/02/25	OP28447	E6G767

The QC reported here applies to the following samples:

Method: SW846 8270E

DA74616-3

CAS No.	Compound	Spike ug/kg	BSP ug/kg	BSP %	Limits
83-32-9	Acenaphthene	200	217	109	31-130
120-12-7	Anthracene	200	228	114	46-134
56-55-3	Benzo(a)anthracene	200	228	114	52-135
205-99-2	Benzo(b)fluoranthene	200	253	127	50-136
207-08-9	Benzo(k)fluoranthene	200	265	133	52-134
50-32-8	Benzo(a)pyrene	200	261	131* a	50-130
218-01-9	Chrysene	200	247	124	51-131
53-70-3	Dibenzo(a,h)anthracene	200	259	130	49-136
206-44-0	Fluoranthene	200	243	122	51-137
86-73-7	Fluorene	200	229	115	38-130
193-39-5	Indeno(1,2,3-cd)pyrene	200	265	133	50-139
90-12-0	1-Methylnaphthalene	200	226	113	18-130
91-57-6	2-Methylnaphthalene	200	210	105	16-130
91-20-3	Naphthalene	200	195	98	5-130
129-00-0	Pyrene	200	227	114	48-136

CAS No.	Surrogate Recoveries	BSP	Limits
321-60-8	2-Fluorobiphenyl	82%	10-130%
4165-60-0	Nitrobenzene-d5	78%	10-130%
1718-51-0	Terphenyl-d14	99%	10-130%

(a) Outside control limits biased high. Sample result is non-detect.

* = Outside of Control Limits.

Matrix Spike/Matrix Spike Duplicate Summary

Job Number: DA74616
Account: CHEVRCOG Chevron USA, Inc.
Project: TASMCOA: Uhrich 19-29

Sample	File ID	DF	Analyzed	By	Prep Date	Prep Batch	Analytical Batch
OP28405-MS	7G003628.D	1	08/29/25	TH	08/28/25	OP28405	E7G137
OP28405-MSD	7G003629.D	1	08/29/25	TH	08/28/25	OP28405	E7G137
DA74616-1	7G003630.D	1	08/29/25	TH	08/28/25	OP28405	E7G137

The QC reported here applies to the following samples:

Method: SW846 8270E

DA74616-1, DA74616-2, DA74616-4, DA74616-5, DA74616-6, DA74616-7

CAS No.	Compound	DA74616-1 ug/kg	Spike Q ug/kg	MS ug/kg	MS %	Spike ug/kg	MSD ug/kg	MSD %	RPD	Limits Rec/RPD
83-32-9	Acenaphthene	< 4.7	226	275	122	226	260	115	6	12-130/52
120-12-7	Anthracene	< 4.7	226	283	125	226	286	126	1	31-130/60
56-55-3	Benzo(a)anthracene	< 5.9	226	255	113	226	270	119	6	34-130/60
205-99-2	Benzo(b)fluoranthene	< 4.7	226	232	103	226	252	111	8	10-168/60
207-08-9	Benzo(k)fluoranthene	< 4.7	226	275	122	226	307	136* a	11	30-130/60
50-32-8	Benzo(a)pyrene	< 4.7	226	269	119	226	290	128	8	10-179/60
218-01-9	Chrysene	< 4.7	226	289	128	226	308	136* a	6	34-130/60
53-70-3	Dibenzo(a,h)anthracene	< 4.7	226	282	125	226	297	131	5	20-138/60
206-44-0	Fluoranthene	< 4.7	226	236	104	226	254	112	7	32-130/60
86-73-7	Fluorene	< 4.7	226	284	126	226	276	122	3	20-130/60
193-39-5	Indeno(1,2,3-cd)pyrene	< 4.7	226	248	110	226	273	121	10	17-148/60
90-12-0	1-Methylnaphthalene	< 4.7	226	261	115	226	250	111	4	10-130/41
91-57-6	2-Methylnaphthalene	< 4.7	226	259	114	226	245	108	6	14-130/40
91-20-3	Naphthalene	< 2.4	226	269	119	226	251	111	7	10-130/40
129-00-0	Pyrene	< 4.7	226	269	119	226	283	125	5	31-130/60

CAS No.	Surrogate Recoveries	MS	MSD	DA74616-1	Limits
321-60-8	2-Fluorobiphenyl	111%	121%	99%	10-130%
4165-60-0	Nitrobenzene-d5	117%	126%	104%	10-130%
1718-51-0	Terphenyl-d14	112%	122%	99%	10-130%

(a) Outside control limits. Refer to Blank Spike.

* = Outside of Control Limits.

Matrix Spike/Matrix Spike Duplicate Summary

Job Number: DA74616
Account: CHEVRCOG Chevron USA, Inc.
Project: TASMCOA: Uhrich 19-29

Sample	File ID	DF	Analyzed	By	Prep Date	Prep Batch	Analytical Batch
OP28447-MS	7G003739.D	1	09/02/25	TH	09/02/25	OP28447	E7G141
OP28447-MSD	7G003740.D	1	09/02/25	TH	09/02/25	OP28447	E7G141
DA74623-2	7G003744.D	1	09/03/25	TH	09/02/25	OP28447	E7G141

The QC reported here applies to the following samples:

Method: SW846 8270E

DA74616-3

CAS No.	Compound	DA74623-2 ug/kg	Spike Q ug/kg	MS ug/kg	MS %	Spike ug/kg	MSD ug/kg	MSD %	RPD	Limits Rec/RPD
83-32-9	Acenaphthene	< 4.0	207	243	118	207	263	127	8	12-130/52
120-12-7	Anthracene	< 4.0	207	247	120	207	266	129	7	31-130/60
56-55-3	Benzo(a)anthracene	< 5.0	207	240	116	207	263	127	9	34-130/60
205-99-2	Benzo(b)fluoranthene	< 4.0	207	280	136	207	282	137	1	10-168/60
207-08-9	Benzo(k)fluoranthene	< 4.0	207	279	135* a	207	301	146* a	8	30-130/60
50-32-8	Benzo(a)pyrene	< 4.0	207	264	128	207	283	137	7	10-179/60
218-01-9	Chrysene	< 4.0	207	260	126	207	278	135* a	7	34-130/60
53-70-3	Dibenzo(a,h)anthracene	< 4.0	207	207	100	207	229	111	10	20-138/60
206-44-0	Fluoranthene	< 4.0	207	249	121	207	265	128	6	32-130/60
86-73-7	Fluorene	< 4.0	207	246	119	207	273	132* a	10	20-130/60
193-39-5	Indeno(1,2,3-cd)pyrene	< 4.0	207	225	109	207	247	120	9	17-148/60
90-12-0	1-Methylnaphthalene	< 4.0	207	226	109	207	248	120	9	10-130/41
91-57-6	2-Methylnaphthalene	< 4.0	207	217	105	207	240	116	10	14-130/40
91-20-3	Naphthalene	< 2.0	207	230	111	207	255	123	10	10-130/40
129-00-0	Pyrene	< 4.0	207	273	132* a	207	294	142* a	7	31-130/60

CAS No.	Surrogate Recoveries	MS	MSD	DA74623-2	Limits
321-60-8	2-Fluorobiphenyl	97%	87%	65%	10-130%
4165-60-0	Nitrobenzene-d5	100%	94%	80%	10-130%
1718-51-0	Terphenyl-d14	102%	101%	105%	10-130%

(a) Outside control limits. Refer to Blank Spike.

* = Outside of Control Limits.

GC/LC Semi-volatiles

QC Data Summaries

Includes the following where applicable:

- Method Blank Summaries
- Blank Spike Summaries
- Matrix Spike and Duplicate Summaries

Method Blank Summary

Job Number: DA74616
Account: CHEVRCOG Chevron USA, Inc.
Project: TASMCOA: Uhrich 19-29

Sample	File ID	DF	Analyzed	By	Prep Date	Prep Batch	Analytical Batch
OP28387-MB	FP084677.D	1	08/27/25	JB	08/26/25	OP28387	GFP2473

The QC reported here applies to the following samples:

Method: SW846-8015C

DA74616-1, DA74616-2, DA74616-3, DA74616-4, DA74616-5, DA74616-6, DA74616-7

CAS No.	Compound	Result	RL	Units	Q
	TPH-DRO (C10-C28)	ND	4.0	mg/kg	
	TPH-ORO (> C28-C36)	ND	6.0	mg/kg	

CAS No.	Surrogate Recoveries	Limits
84-15-1	o-Terphenyl	96% 20-142%

7.1.1
7

Blank Spike Summary

Job Number: DA74616
Account: CHEVRCOG Chevron USA, Inc.
Project: TASMCOA: Uhrich 19-29

Sample	File ID	DF	Analyzed	By	Prep Date	Prep Batch	Analytical Batch
OP28387-BS	FP084678.D	1	08/27/25	JB	08/26/25	OP28387	GFP2473

The QC reported here applies to the following samples:

Method: SW846-8015C

DA74616-1, DA74616-2, DA74616-3, DA74616-4, DA74616-5, DA74616-6, DA74616-7

CAS No.	Compound	Spike mg/kg	BSP mg/kg	BSP %	Limits
	TPH-DRO (C10-C28)	200	148	74	70-130

CAS No.	Surrogate Recoveries	BSP	Limits
84-15-1	o-Terphenyl	92%	20-142%

* = Outside of Control Limits.

Blank Spike Summary

Job Number: DA74616
Account: CHEVRCOG Chevron USA, Inc.
Project: TASMCOA: Uhrich 19-29

Sample	File ID	DF	Analyzed	By	Prep Date	Prep Batch	Analytical Batch
OP28387-BS2	FP084679.D	1	08/27/25	JB	08/26/25	OP28387	GFP2473

The QC reported here applies to the following samples:

Method: SW846-8015C

DA74616-1, DA74616-2, DA74616-3, DA74616-4, DA74616-5, DA74616-6, DA74616-7

CAS No.	Compound	Spike mg/kg	BSP mg/kg	BSP %	Limits
	TPH-ORO (> C28-C36)	200	182	91	70-138

CAS No.	Surrogate Recoveries	BSP	Limits
84-15-1	o-Terphenyl	79%	20-142%

* = Outside of Control Limits.

Matrix Spike/Matrix Spike Duplicate Summary

Job Number: DA74616
Account: CHEVRCOG Chevron USA, Inc.
Project: TASMCOA: Uhrich 19-29

Sample	File ID	DF	Analyzed	By	Prep Date	Prep Batch	Analytical Batch
OP28387-MS1	FP084680.D	1	08/27/25	JB	08/26/25	OP28387	GFP2473
OP28387-MSD1	FP084681.D	1	08/27/25	JB	08/26/25	OP28387	GFP2473
DA74612-10	FP084684.D	1	08/27/25	JB	08/26/25	OP28387	GFP2473

The QC reported here applies to the following samples: **Method:** SW846-8015C

DA74616-1, DA74616-2, DA74616-3, DA74616-4, DA74616-5, DA74616-6, DA74616-7

CAS No.	Compound	DA74612-10 Spike mg/kg	MS mg/kg	MS mg/kg	Spike mg/kg	MSD mg/kg	MSD mg/kg	MSD %	RPD	Limits Rec/RPD
	TPH-DRO (C10-C28)	< 4.3	220	176	80	211	171	81	3	59-130/30

CAS No.	Surrogate Recoveries	MS	MSD	DA74612-10 Limits
84-15-1	o-Terphenyl	93%	94%	71% 20-142%

* = Outside of Control Limits.

7.3.1
7

Matrix Spike/Matrix Spike Duplicate Summary

Job Number: DA74616
Account: CHEVRCOG Chevron USA, Inc.
Project: TASMCOA: Uhrich 19-29

Sample	File ID	DF	Analyzed	By	Prep Date	Prep Batch	Analytical Batch
OP28387-MS2	FP084682.D	1	08/27/25	JB	08/26/25	OP28387	GFP2473
OP28387-MSD2	FP084683.D	1	08/27/25	JB	08/26/25	OP28387	GFP2473
DA74612-11	FP084685.D	1	08/27/25	JB	08/26/25	OP28387	GFP2473

The QC reported here applies to the following samples: **Method:** SW846-8015C

DA74616-1, DA74616-2, DA74616-3, DA74616-4, DA74616-5, DA74616-6, DA74616-7

CAS No.	Compound	DA74612-11 Spike mg/kg	MS mg/kg	MS mg/kg	MS %	Spike mg/kg	MSD mg/kg	MSD %	RPD	Limits Rec/RPD
	TPH-ORO (> C28-C36)	< 6.2	210	194	92	216	205	95	6	70-153/30

CAS No.	Surrogate Recoveries	MS	MSD	DA74612-11 Limits
84-15-1	o-Terphenyl	88%	97%	95% 20-142%

* = Outside of Control Limits.

7.3.2
7

Metals Analysis

QC Data Summaries

Includes the following where applicable:

- Method Blank Summaries
- Matrix Spike and Duplicate Summaries
- Blank Spike and Lab Control Sample Summaries
- Serial Dilution Summaries

BLANK RESULTS SUMMARY
Part 2 - Method Blanks

Login Number: DA74616
Account: CHEVRCOG - Chevron USA, Inc.
Project: TASMCOA: Uhrich 19-29

QC Batch ID: MP42517
Matrix Type: AQUEOUS

Methods: SW846 6010C
Units: ug/l

Prep Date: 08/22/25

Metal	RL	IDL	MDL	MB raw	final
Aluminum	500	9.9	75		
Antimony	150	30	34		
Arsenic	130	11	23		
Barium	50	.95	6.5		
Beryllium	50	.5	6.5		
Boron	250	6.3	32	2.0	<250
Cadmium	50	1.1	6.5		
Calcium	2000	28	250		
Chromium	50	3.4	6.5		
Cobalt	25	4.1	3.2		
Copper	50	2.5	6.5		
Iron	350	9.3	60		
Lead	250	21	32		
Lithium	25	10	6.5		
Magnesium	1000	35	130		
Manganese	25	.85	3.2		
Molybdenum	50	13	14		
Nickel	150	5.7	19		
Phosphorus	500	58	80		
Potassium	5000	180	630		
Selenium	250	46	110		
Silicon	1000	210	750		
Silver	150	2.8	19		
Sodium	2000	43	250		
Strontium	25	.5	3.2		
Thallium	50	30	22		
Tin	300	17	260		
Titanium	50	2.2	6.5		
Uranium	250	57	43		
Vanadium	50	5.2	6.5		
Zinc	150	3.4	19		

Associated samples MP42517: DA74616-1B, DA74616-2B, DA74616-3B, DA74616-4B, DA74616-5B, DA74616-6B, DA74616-7B, DA74616-8B, DA74616-9B, DA74616-10B, DA74616-11B, DA74616-12B, DA74616-13B, DA74616-14B, DA74616-15B, DA74616-16B, DA74616-17B, DA74616-18B, DA74616-19B

BLANK RESULTS SUMMARY
Part 2 - Method Blanks

Login Number: DA74616
Account: CHEVRCOG - Chevron USA, Inc.
Project: TASMCOA: Uhrich 19-29


QC Batch ID: MP42517
Matrix Type: AQUEOUS

Methods: SW846 6010C
Units: ug/l

Prep Date: 08/22/25

Metal	RL	IDL	MDL	MB raw	final
-------	----	-----	-----	-----------	-------

Results < IDL are shown as zero for calculation purposes
(*) Outside of QC limits
(anr) Analyte not requested



8.1.1
8

MATRIX SPIKE AND DUPLICATE RESULTS SUMMARY

Login Number: DA74616
 Account: CHEVRCOG - Chevron USA, Inc.
 Project: TASMCOA: Uhrich 19-29

QC Batch ID: MP42517
 Matrix Type: AQUEOUS

Methods: SW846 6010C
 Units: ug/l

Prep Date: 08/22/25 08/22/25

Metal	DA74618-1B Original DUP		RPD	QC Limits	DA74618-1B Original MS		Spikelot ICPAL6	% Rec	QC Limits
Aluminum									
Antimony									
Arsenic									
Barium									
Beryllium									
Boron	226	241	6.4	0-20	226	10600	10000	103.7	75-125
Cadmium									
Calcium									
Chromium									
Cobalt									
Copper									
Iron									
Lead									
Lithium									
Magnesium									
Manganese									
Molybdenum									
Nickel									
Phosphorus									
Potassium									
Selenium									
Silicon									
Silver									
Sodium									
Strontium									
Thallium									
Tin									
Titanium									
Uranium									
Vanadium									
Zinc									

Associated samples MP42517: DA74616-1B, DA74616-2B, DA74616-3B, DA74616-4B, DA74616-5B, DA74616-6B, DA74616-7B, DA74616-8B, DA74616-9B, DA74616-10B, DA74616-11B, DA74616-12B, DA74616-13B, DA74616-14B, DA74616-15B, DA74616-16B, DA74616-17B, DA74616-18B, DA74616-19B

8.12
8

MATRIX SPIKE AND DUPLICATE RESULTS SUMMARY

Login Number: DA74616
 Account: CHEVRCOG - Chevron USA, Inc.
 Project: TASMCOA: Uhrich 19-29


QC Batch ID: MP42517
 Matrix Type: AQUEOUS

Methods: SW846 6010C
 Units: ug/l

Prep Date: 08/22/25 08/22/25

Metal	DA74618-1B Original DUP	RPD	QC Limits	DA74618-1B Original MS	Spikelot ICPAL6	% Rec	QC Limits
-------	----------------------------	-----	--------------	---------------------------	--------------------	-------	--------------

Results < IDL are shown as zero for calculation purposes
 (*) Outside of QC limits
 (N) Matrix Spike Rec. outside of QC limits
 (anr) Analyte not requested



8.1.2
8

SPIKE BLANK AND LAB CONTROL SAMPLE SUMMARY

Login Number: DA74616
 Account: CHEVRCOG - Chevron USA, Inc.
 Project: TASMCOA: Uhrich 19-29

QC Batch ID: MP42517
 Matrix Type: AQUEOUS

Methods: SW846 6010C
 Units: ug/l

Prep Date: 08/22/25

Metal	BSP Result	Spikelot ICPALL6	QC % Rec	QC Limits
Aluminum				
Antimony				
Arsenic				
Barium				
Beryllium				
Boron	9710	10000	97.1	80-120
Cadmium				
Calcium				
Chromium				
Cobalt				
Copper				
Iron				
Lead				
Lithium				
Magnesium				
Manganese				
Molybdenum				
Nickel				
Phosphorus				
Potassium				
Selenium				
Silicon				
Silver				
Sodium				
Strontium				
Thallium				
Tin				
Titanium				
Uranium				
Vanadium				
Zinc				

Associated samples MP42517: DA74616-1B, DA74616-2B, DA74616-3B, DA74616-4B, DA74616-5B, DA74616-6B, DA74616-7B, DA74616-8B, DA74616-9B, DA74616-10B, DA74616-11B, DA74616-12B, DA74616-13B, DA74616-14B, DA74616-15B, DA74616-16B, DA74616-17B, DA74616-18B, DA74616-19B

8.1.3
8

SPIKE BLANK AND LAB CONTROL SAMPLE SUMMARY

Login Number: DA74616
Account: CHEVRCOG - Chevron USA, Inc.
Project: TASMCOA: Uhrich 19-29

QC Batch ID: MP42517
Matrix Type: AQUEOUS

Methods: SW846 6010C
Units: ug/l

Prep Date: 08/22/25

Metal	BSP Result	Spikelot ICPALL6	% Rec	QC Limits
-------	---------------	---------------------	-------	--------------

Results < IDL are shown as zero for calculation purposes
(*) Outside of QC limits
(anr) Analyte not requested

8.1.3

8

SERIAL DILUTION RESULTS SUMMARY

Login Number: DA74616
 Account: CHEVRCOG - Chevron USA, Inc.
 Project: TASMCOA: Uhrich 19-29

QC Batch ID: MP42517
 Matrix Type: AQUEOUS

Methods: SW846 6010C
 Units: ug/l

Prep Date: 08/22/25

Metal	DA74618-1B Original SDL 1:5		%DIF	QC Limits
Aluminum				
Antimony				
Arsenic				
Barium				
Beryllium				
Boron	45.2	41.3	8.6	0-10
Cadmium				
Calcium				
Chromium				
Cobalt				
Copper				
Iron				
Lead				
Lithium				
Magnesium				
Manganese				
Molybdenum				
Nickel				
Phosphorus				
Potassium				
Selenium				
Silicon				
Silver				
Sodium				
Strontium				
Thallium				
Tin				
Titanium				
Uranium				
Vanadium				
Zinc				

Associated samples MP42517: DA74616-1B, DA74616-2B, DA74616-3B, DA74616-4B, DA74616-5B, DA74616-6B, DA74616-7B, DA74616-8B, DA74616-9B, DA74616-10B, DA74616-11B, DA74616-12B, DA74616-13B, DA74616-14B, DA74616-15B, DA74616-16B, DA74616-17B, DA74616-18B, DA74616-19B

8.14
8

SERIAL DILUTION RESULTS SUMMARY

Login Number: DA74616
Account: CHEVRCOG - Chevron USA, Inc.
Project: TASMCOA: Uhrich 19-29

QC Batch ID: MP42517
Matrix Type: AQUEOUS

Methods: SW846 6010C
Units: ug/l

Prep Date: 08/22/25

Metal	DA74618-1B	QC
	Original SDL 1:5 %DIF	Limits

Results < IDL are shown as zero for calculation purposes
(*) Outside of QC limits
(anr) Analyte not requested

8.1.4
8

BLANK RESULTS SUMMARY
Part 2 - Method Blanks

Login Number: DA74616
Account: CHEVRCOG - Chevron USA, Inc.
Project: TASMCOA: Uhrich 19-29

QC Batch ID: MP42519
Matrix Type: SOLID

Methods: SW846 6020B
Units: mg/kg

Prep Date: 08/22/25

Metal	RL	IDL	MDL	MB raw	final
Aluminum	25	.26	2.5		
Antimony	0.20	.005	.025		
Arsenic	0.10	.025	.025	0.024	<0.10
Barium	1.0	.048	.12	0.036	<1.0
Beryllium	0.10	.038	.02		
Boron	20	9.1	5		
Cadmium	0.050	.015	.02	0.0017	<0.050
Calcium	200	13	15		
Chromium	1.0	.043	.3		
Cobalt	0.10	.02	.013		
Copper	1.0	.025	.13	-0.032	<1.0
Iron	10	.8	7.5		
Lead	0.25	.047	.1	0.012	<0.25
Magnesium	50	5	5		
Manganese	0.50	.04	.1		
Molybdenum	0.50	.019	.14		
Nickel	1.0	.049	.1	0.12	<1.0
Phosphorus	30	3.8	13		
Potassium	100	1	13		
Selenium	0.20	.025	.025	0.0064	<0.20
Silver	0.050	.0041	.015	0.0012	<0.050
Sodium	250	5	15		
Strontium	10	.05	.5		
Thallium	0.10	.016	.02		
Tin	5.0	.11	2		
Titanium	1.0	.025	.15		
Uranium	0.10	.0074	.05		
Vanadium	0.50	.071	.1		
Zinc	5.0	.025	.5	-0.051	<5.0

Associated samples MP42519: DA74616-1, DA74616-2, DA74616-3, DA74616-4, DA74616-5, DA74616-6, DA74616-7, DA74616-8, DA74616-9, DA74616-10, DA74616-11, DA74616-12, DA74616-13, DA74616-14, DA74616-15, DA74616-16, DA74616-17, DA74616-18, DA74616-19

Results < IDL are shown as zero for calculation purposes
(*) Outside of QC limits
(anr) Analyte not requested

MATRIX SPIKE AND DUPLICATE RESULTS SUMMARY

Login Number: DA74616
 Account: CHEVROG - Chevron USA, Inc.
 Project: TASMCOA: Uhrich 19-29

QC Batch ID: MP42519
 Matrix Type: SOLID

Methods: SW846 6020B
 Units: mg/kg

Prep Date: 08/22/25

Metal	DA74616-1 Original MS		Spike/lot ICPMS6	% Rec	QC Limits
Aluminum					
Antimony					
Arsenic	4.7	103	114	86.1	75-125
Barium	171	389	228	95.5	75-125
Beryllium					
Boron					
Cadmium	0.23	58.9	57.1	102.8	75-125
Calcium					
Chromium					
Cobalt					
Copper	7.0	57.5	57.1	88.4	75-125
Iron					
Lead	9.9	123	114	99.0	75-125
Magnesium					
Manganese					
Molybdenum					
Nickel	7.7	57.7	57.1	87.6	75-125
Phosphorus					
Potassium					
Selenium	0.17	98.0	114	85.7	75-125
Silver	0.046	23.6	22.8	103.1	75-125
Sodium					
Strontium					
Thallium					
Tin					
Titanium					
Uranium					
Vanadium					
Zinc	27.7	78.2	57.1	88.4	75-125

Associated samples MP42519: DA74616-1, DA74616-2, DA74616-3, DA74616-4, DA74616-5, DA74616-6, DA74616-7, DA74616-8, DA74616-9, DA74616-10, DA74616-11, DA74616-12, DA74616-13, DA74616-14, DA74616-15, DA74616-16, DA74616-17, DA74616-18, DA74616-19

Results < IDL are shown as zero for calculation purposes
 (*) Outside of QC limits
 (N) Matrix Spike Rec. outside of QC limits
 (anr) Analyte not requested

8.2.2
8

MATRIX SPIKE AND DUPLICATE RESULTS SUMMARY

Login Number: DA74616
 Account: CHEVROG - Chevron USA, Inc.
 Project: TASMCOA: Uhrich 19-29

QC Batch ID: MP42519
 Matrix Type: SOLID

Methods: SW846 6020B
 Units: mg/kg

Prep Date: 08/22/25

Metal	DA74616-1 Original MSD		SpikeLot ICPMS6 % Rec		MSD RPD	QC Limit
Aluminum						
Antimony						
Arsenic	4.7	105	118	85.3	1.9	20
Barium	171	396	235	95.7	1.8	20
Beryllium						
Boron						
Cadmium	0.23	59.9	58.8	101.5	1.7	20
Calcium						
Chromium						
Cobalt						
Copper	7.0	58.0	58.8	86.8	0.9	20
Iron						
Lead	9.9	125	118	97.9	1.6	20
Magnesium						
Manganese						
Molybdenum						
Nickel	7.7	58.2	58.8	85.9	0.9	20
Phosphorus						
Potassium						
Selenium	0.17	98.9	118	84.0	0.9	20
Silver	0.046	24.1	23.5	102.3	2.1	20
Sodium						
Strontium						
Thallium						
Tin						
Titanium						
Uranium						
Vanadium						
Zinc	27.7	78.9	58.8	87.1	0.9	20

Associated samples MP42519: DA74616-1, DA74616-2, DA74616-3, DA74616-4, DA74616-5, DA74616-6, DA74616-7, DA74616-8, DA74616-9, DA74616-10, DA74616-11, DA74616-12, DA74616-13, DA74616-14, DA74616-15, DA74616-16, DA74616-17, DA74616-18, DA74616-19

Results < IDL are shown as zero for calculation purposes
 (*) Outside of QC limits
 (N) Matrix Spike Rec. outside of QC limits
 (anr) Analyte not requested

8.2.2
8

SPIKE BLANK AND LAB CONTROL SAMPLE SUMMARY

Login Number: DA74616
 Account: CHEVRCOG - Chevron USA, Inc.
 Project: TASMCOA: Uhrich 19-29

QC Batch ID: MP42519
 Matrix Type: SOLID

Methods: SW846 6020B
 Units: mg/kg

Prep Date: 08/22/25

Metal	BSP Result	Spikelot ICPMS6	% Rec	QC Limits
Aluminum				
Antimony				
Arsenic	97.2	100	97.2	80-120
Barium	193	200	96.5	80-120
Beryllium				
Boron				
Cadmium	50.9	50	101.8	80-120
Calcium				
Chromium				
Cobalt				
Copper	50.5	50	101.0	80-120
Iron				
Lead	99.7	100	99.7	80-120
Magnesium				
Manganese				
Molybdenum				
Nickel	49.6	50	99.2	80-120
Phosphorus				
Potassium				
Selenium	98.8	100	98.8	80-120
Silver	20.5	20	102.5	80-120
Sodium				
Strontium				
Thallium				
Tin				
Titanium				
Uranium				
Vanadium				
Zinc	48.4	50	96.8	80-120

Associated samples MP42519: DA74616-1, DA74616-2, DA74616-3, DA74616-4, DA74616-5, DA74616-6, DA74616-7, DA74616-8, DA74616-9, DA74616-10, DA74616-11, DA74616-12, DA74616-13, DA74616-14, DA74616-15, DA74616-16, DA74616-17, DA74616-18, DA74616-19

Results < IDL are shown as zero for calculation purposes
 (*) Outside of QC limits
 (anr) Analyte not requested

SERIAL DILUTION RESULTS SUMMARY

Login Number: DA74616
 Account: CHEVRCOG - Chevron USA, Inc.
 Project: TASMCOA: Uhrich 19-29

QC Batch ID: MP42519
 Matrix Type: SOLID

Methods: SW846 6020B
 Units: ug/l

Prep Date: 08/22/25

Metal	DA74616-1 Original SDL 5:25 %DIF		QC Limits
Aluminum			
Antimony			
Arsenic	39.3	44.7	13.5 0-20
Barium	1440	1500	4.4 0-20
Beryllium			
Boron			
Cadmium	1.92	1.97	2.8 0-20
Calcium			
Chromium			
Cobalt			
Copper	58.8	63.1	7.2 0-20
Iron			
Lead	83.1	83.4	0.4 0-20
Magnesium			
Manganese			
Molybdenum			
Nickel	64.7	72.5	11.9 0-20
Phosphorus			
Potassium			
Selenium	1.44	1.73	20.5 (a) 0-20
Silver	0.387	0.402	3.8 0-20
Sodium			
Strontium			
Thallium			
Tin			
Titanium			
Uranium			
Vanadium			
Zinc	234	258	10.3 0-20

Associated samples MP42519: DA74616-1, DA74616-2, DA74616-3, DA74616-4, DA74616-5, DA74616-6, DA74616-7, DA74616-8, DA74616-9, DA74616-10, DA74616-11, DA74616-12, DA74616-13, DA74616-14, DA74616-15, DA74616-16, DA74616-17, DA74616-18, DA74616-19

Results < IDL are shown as zero for calculation purposes
 (*) Outside of QC limits
 (anr) Analyte not requested
 (a) Percent difference acceptable due to low initial sample concentration (< 50 times IDL).

BLANK RESULTS SUMMARY
Part 2 - Method Blanks

Login Number: DA74616
Account: CHEVRCOG - Chevron USA, Inc.
Project: TASMCOA: Uhrich 19-29

QC Batch ID: MP42554
Matrix Type: AQUEOUS

Methods: SW846 6010C
Units: ug/l

Prep Date: 08/26/25

Metal	RL	IDL	MDL	MB raw	final
Aluminum	1500	30	230		
Antimony	450	90	100		
Arsenic	380	34	69		
Barium	150	2.9	20		
Beryllium	150	1.5	20		
Boron	750	19	95		
Cadmium	150	3.2	20		
Calcium	6000	84	750	281	<6000
Chromium	150	10	20		
Cobalt	75	12	9.5		
Copper	150	7.4	20		
Iron	1100	28	180		
Lead	750	63	95		
Lithium	75	30	20		
Magnesium	3000	110	380	-15	<3000
Manganese	75	2.6	9.5		
Molybdenum	150	38	42		
Nickel	450	17	57		
Phosphorus	1500	170	240		
Potassium	15000	540	1900		
Selenium	750	140	320		
Silicon	3000	620	2300		
Silver	450	8.4	57		
Sodium	6000	130	750	713	<6000
Strontium	75	1.5	9.5		
Thallium	150	91	65		
Tin	900	51	770		
Titanium	150	6.5	20		
Uranium	750	170	130		
Vanadium	150	15	20		
Zinc	450	10	57		

Associated samples MP42554: DA74616-1A, DA74616-2A, DA74616-3A, DA74616-4A, DA74616-5A, DA74616-6A, DA74616-7A, DA74616-8A, DA74616-9A, DA74616-10A, DA74616-11A, DA74616-12A, DA74616-13A

Results < IDL are shown as zero for calculation purposes

BLANK RESULTS SUMMARY
Part 2 - Method Blanks

Login Number: DA74616
Account: CHEVRCOG - Chevron USA, Inc.
Project: TASMCOA: Uhrich 19-29


QC Batch ID: MP42554
Matrix Type: AQUEOUS

Methods: SW846 6010C
Units: ug/l

Prep Date: 08/26/25

Metal	RL	IDL	MDL	MB raw	final
-------	----	-----	-----	-----------	-------

(*) Outside of QC limits
(anr) Analyte not requested



8.3.1
8

MATRIX SPIKE AND DUPLICATE RESULTS SUMMARY

Login Number: DA74616
 Account: CHEVRCOG - Chevron USA, Inc.
 Project: TASMCOA: Uhrich 19-29

QC Batch ID: MP42554
 Matrix Type: AQUEOUS

Methods: SW846 6010C
 Units: ug/l

Prep Date: 08/26/25

Metal	DA74663-1A Original MS	Spikelot ICPAL6	% Rec	QC Limits	
Aluminum					
Antimony					
Arsenic					
Barium					
Beryllium					
Boron					
Cadmium					
Calcium	456000	794000	375000	90.1	75-125
Chromium					
Cobalt					
Copper					
Iron					
Lead					
Lithium					
Magnesium	249000	591000	375000	91.2	75-125
Manganese					
Molybdenum					
Nickel					
Phosphorus					
Potassium					
Selenium					
Silicon					
Silver					
Sodium	1050000	1350000	375000	80.0	75-125
Strontium					
Thallium					
Tin					
Titanium					
Uranium					
Vanadium					
Zinc					

Associated samples MP42554: DA74616-1A, DA74616-2A, DA74616-3A, DA74616-4A, DA74616-5A, DA74616-6A, DA74616-7A, DA74616-8A, DA74616-9A, DA74616-10A, DA74616-11A, DA74616-12A, DA74616-13A

Results < IDL are shown as zero for calculation purposes

8.3.2
8

MATRIX SPIKE AND DUPLICATE RESULTS SUMMARY

Login Number: DA74616
Account: CHEVRCOG - Chevron USA, Inc.
Project: TASMCOA: Uhrich 19-29


QC Batch ID: MP42554
Matrix Type: AQUEOUS

Methods: SW846 6010C
Units: ug/l

Prep Date: 08/26/25

Metal	DA74663-1A Original MS	SpikeLot ICPAL6	% Rec	QC Limits
-------	---------------------------	--------------------	-------	--------------

(*) Outside of QC limits
(N) Matrix Spike Rec. outside of QC limits
(anr) Analyte not requested



8.3.2
8

MATRIX SPIKE AND DUPLICATE RESULTS SUMMARY

Login Number: DA74616
 Account: CHEVRCOG - Chevron USA, Inc.
 Project: TASMCOA: Uhrich 19-29

QC Batch ID: MP42554
 Matrix Type: AQUEOUS

Methods: SW846 6010C
 Units: ug/l

Prep Date: 08/26/25

Metal	DA74663-1A Original MSD	SpikeLot ICPAL6	% Rec	MSD RPD	QC Limit	
Aluminum						
Antimony						
Arsenic						
Barium						
Beryllium						
Boron						
Cadmium						
Calcium	456000	798000	375000	91.2	0.5	20
Chromium						
Cobalt						
Copper						
Iron						
Lead						
Lithium						
Magnesium	249000	592000	375000	91.5	0.2	20
Manganese						
Molybdenum						
Nickel						
Phosphorus						
Potassium						
Selenium						
Silicon						
Silver						
Sodium	1050000	1370000	375000	85.3	1.5	20
Strontium						
Thallium						
Tin						
Titanium						
Uranium						
Vanadium						
Zinc						

Associated samples MP42554: DA74616-1A, DA74616-2A, DA74616-3A, DA74616-4A, DA74616-5A, DA74616-6A, DA74616-7A, DA74616-8A, DA74616-9A, DA74616-10A, DA74616-11A, DA74616-12A, DA74616-13A

Results < IDL are shown as zero for calculation purposes

8.3.2
8

MATRIX SPIKE AND DUPLICATE RESULTS SUMMARY

Login Number: DA74616
 Account: CHEVRCOG - Chevron USA, Inc.
 Project: TASMCOA: Uhrich 19-29


QC Batch ID: MP42554
 Matrix Type: AQUEOUS

Methods: SW846 6010C
 Units: ug/l

Prep Date: 08/26/25

Metal	DA74663-1A Original MSD	SpikeLot ICPAL6 % Rec	MSD RPD	QC Limit
-------	----------------------------	--------------------------	------------	-------------

(*) Outside of QC limits
 (N) Matrix Spike Rec. outside of QC limits
 (anr) Analyte not requested



8.3.2
 8

SPIKE BLANK AND LAB CONTROL SAMPLE SUMMARY

Login Number: DA74616
 Account: CHEVRCOG - Chevron USA, Inc.
 Project: TASMCOA: Uhrich 19-29

QC Batch ID: MP42554
 Matrix Type: AQUEOUS

Methods: SW846 6010C
 Units: ug/l

Prep Date: 08/26/25

Metal	BSP Result	Spikelot ICPALL6	% Rec	QC Limits
Aluminum				
Antimony				
Arsenic				
Barium				
Beryllium				
Boron				
Cadmium				
Calcium	360000	375000	96.0	80-120
Chromium				
Cobalt				
Copper				
Iron				
Lead				
Lithium				
Magnesium	358000	375000	95.5	80-120
Manganese				
Molybdenum				
Nickel				
Phosphorus				
Potassium				
Selenium				
Silicon				
Silver				
Sodium	366000	375000	97.6	80-120
Strontium				
Thallium				
Tin				
Titanium				
Uranium				
Vanadium				
Zinc				

Associated samples MP42554: DA74616-1A, DA74616-2A, DA74616-3A, DA74616-4A, DA74616-5A, DA74616-6A, DA74616-7A, DA74616-8A, DA74616-9A, DA74616-10A, DA74616-11A, DA74616-12A, DA74616-13A

Results < IDL are shown as zero for calculation purposes

8.3.3
8

SPIKE BLANK AND LAB CONTROL SAMPLE SUMMARY

Login Number: DA74616
Account: CHEVRCOG - Chevron USA, Inc.
Project: TASMCOA: Uhrich 19-29


QC Batch ID: MP42554
Matrix Type: AQUEOUS

Methods: SW846 6010C
Units: ug/l

Prep Date: 08/26/25

Metal	BSP Result	Spikelot ICPALL6	% Rec	QC Limits
-------	---------------	---------------------	-------	--------------

(*) Outside of QC limits
(anr) Analyte not requested



8.3.3
8

SERIAL DILUTION RESULTS SUMMARY

Login Number: DA74616
 Account: CHEVRCOG - Chevron USA, Inc.
 Project: TASMCOA: Uhrich 19-29

QC Batch ID: MP42554
 Matrix Type: AQUEOUS

Methods: SW846 6010C
 Units: ug/l

Prep Date: 08/26/25

Metal	DA74663-1A Original	SDL 1:5	%DIF	QC Limits
Aluminum				
Antimony				
Arsenic				
Barium				
Beryllium				
Boron				
Cadmium				
Calcium	30400	31400	3.3	0-10
Chromium				
Cobalt				
Copper				
Iron				
Lead				
Lithium				
Magnesium	16600	16900	2.0	0-10
Manganese				
Molybdenum				
Nickel				
Phosphorus				
Potassium				
Selenium				
Silicon				
Silver				
Sodium	69900	72500	3.8	0-10
Strontium				
Thallium				
Tin				
Titanium				
Uranium				
Vanadium				
Zinc				

Associated samples MP42554: DA74616-1A, DA74616-2A, DA74616-3A, DA74616-4A, DA74616-5A, DA74616-6A, DA74616-7A, DA74616-8A, DA74616-9A, DA74616-10A, DA74616-11A, DA74616-12A, DA74616-13A

Results < IDL are shown as zero for calculation purposes

SERIAL DILUTION RESULTS SUMMARY

Login Number: DA74616
Account: CHEVRCOG - Chevron USA, Inc.
Project: TASMCOA: Uhrich 19-29


QC Batch ID: MP42554
Matrix Type: AQUEOUS

Methods: SW846 6010C
Units: ug/l

Prep Date: 08/26/25

Metal	DA74663-1A Original SDL 1:5	%DIF	QC Limits
-------	--------------------------------	------	--------------

(*) Outside of QC limits
(anr) Analyte not requested



8.3.4

8

BLANK RESULTS SUMMARY
Part 2 - Method Blanks

Login Number: DA74616
Account: CHEVRCOG - Chevron USA, Inc.
Project: TASMCOA: Uhrich 19-29

QC Batch ID: MP42555
Matrix Type: AQUEOUS

Methods: SW846 6010C
Units: ug/l

Prep Date: 08/26/25

Metal	RL	IDL	MDL	MB raw	final
Aluminum	1500	30	230		
Antimony	450	90	100		
Arsenic	380	34	69		
Barium	150	2.9	20		
Beryllium	150	1.5	20		
Boron	750	19	95		
Cadmium	150	3.2	20		
Calcium	6000	84	750	7.5	<6000
Chromium	150	10	20		
Cobalt	75	12	9.5		
Copper	150	7.4	20		
Iron	1100	28	180		
Lead	750	63	95		
Lithium	75	30	20		
Magnesium	3000	110	380	-38	<3000
Manganese	75	2.6	9.5		
Molybdenum	150	38	42		
Nickel	450	17	57		
Phosphorus	1500	170	240		
Potassium	15000	540	1900		
Selenium	750	140	320		
Silicon	3000	620	2300		
Silver	450	8.4	57		
Sodium	6000	130	750	-150	<6000
Strontium	75	1.5	9.5		
Thallium	150	91	65		
Tin	900	51	770		
Titanium	150	6.5	20		
Uranium	750	170	130		
Vanadium	150	15	20		
Zinc	450	10	57		

Associated samples MP42555: DA74616-14A, DA74616-15A, DA74616-16A, DA74616-17A, DA74616-18A, DA74616-19A

Results < IDL are shown as zero for calculation purposes
(*) Outside of QC limits

BLANK RESULTS SUMMARY
Part 2 - Method Blanks

Login Number: DA74616
Account: CHEVRCOG - Chevron USA, Inc.
Project: TASMCOA: Uhrich 19-29


QC Batch ID: MP42555
Matrix Type: AQUEOUS

Methods: SW846 6010C
Units: ug/l

Prep Date: 08/26/25

Metal	RL	IDL	MDL	MB raw	final
-------	----	-----	-----	-----------	-------

(anr) Analyte not requested



8.4.1
8

MATRIX SPIKE AND DUPLICATE RESULTS SUMMARY

Login Number: DA74616
 Account: CHEVRCOG - Chevron USA, Inc.
 Project: TASMCOA: Uhrich 19-29

QC Batch ID: MP42555
 Matrix Type: AQUEOUS

Methods: SW846 6010C
 Units: ug/l

Prep Date: 08/26/25

Metal	DA74616-14A Original MS	DA74616-15A Original MS	SpikeLot ICPAL6	% Rec	QC Limits
Aluminum					
Antimony					
Arsenic					
Barium					
Beryllium					
Boron					
Cadmium					
Calcium	239000	592000	375000	94.1	75-125
Chromium					
Cobalt					
Copper					
Iron					
Lead					
Lithium					
Magnesium	116000	469000	375000	94.1	75-125
Manganese					
Molybdenum					
Nickel					
Phosphorus					
Potassium					
Selenium					
Silicon					
Silver					
Sodium	197000	552000	375000	94.7	75-125
Strontium					
Thallium					
Tin					
Titanium					
Uranium					
Vanadium					
Zinc					

Associated samples MP42555: DA74616-14A, DA74616-15A, DA74616-16A, DA74616-17A, DA74616-18A, DA74616-19A

Results < IDL are shown as zero for calculation purposes
 (*) Outside of QC limits

8.4.2
8

MATRIX SPIKE AND DUPLICATE RESULTS SUMMARY

Login Number: DA74616
Account: CHEVRCOG - Chevron USA, Inc.
Project: TASMCOA: Uhrich 19-29


QC Batch ID: MP42555
Matrix Type: AQUEOUS

Methods: SW846 6010C
Units: ug/l

Prep Date: 08/26/25

Metal	DA74616-14A Original MS	SpikeLot ICPAL6	% Rec	QC Limits
-------	----------------------------	--------------------	-------	--------------

(N) Matrix Spike Rec. outside of QC limits
(anr) Analyte not requested



8.4.2
8

MATRIX SPIKE AND DUPLICATE RESULTS SUMMARY

Login Number: DA74616
 Account: CHEVRCOG - Chevron USA, Inc.
 Project: TASMCOA: Uhrich 19-29

QC Batch ID: MP42555
 Matrix Type: AQUEOUS

Methods: SW846 6010C
 Units: ug/l

Prep Date: 08/26/25

Metal	DA74616-14A Original MSD	DA74616-15A Original MSD	SpikeLot ICPAL6	% Rec	MSD RPD	QC Limit
Aluminum						
Antimony						
Arsenic						
Barium						
Beryllium						
Boron						
Cadmium						
Calcium	239000	599000	375000	96.0	1.2	20
Chromium						
Cobalt						
Copper						
Iron						
Lead						
Lithium						
Magnesium	116000	476000	375000	96.0	1.5	20
Manganese						
Molybdenum						
Nickel						
Phosphorus						
Potassium						
Selenium						
Silicon						
Silver						
Sodium	197000	562000	375000	97.3	1.8	20
Strontium						
Thallium						
Tin						
Titanium						
Uranium						
Vanadium						
Zinc						

Associated samples MP42555: DA74616-14A, DA74616-15A, DA74616-16A, DA74616-17A, DA74616-18A, DA74616-19A

Results < IDL are shown as zero for calculation purposes
 (*) Outside of QC limits

8.4.2
8

MATRIX SPIKE AND DUPLICATE RESULTS SUMMARY

Login Number: DA74616
Account: CHEVRCOG - Chevron USA, Inc.
Project: TASMCOA: Uhrich 19-29


QC Batch ID: MP42555
Matrix Type: AQUEOUS

Methods: SW846 6010C
Units: ug/l

Prep Date: 08/26/25

Metal	DA74616-14A Original MSD	SpikeLot ICPAL6 % Rec	MSD RPD	QC Limit
-------	-----------------------------	--------------------------	------------	-------------

(N) Matrix Spike Rec. outside of QC limits
(anr) Analyte not requested



8.4.2
8

SPIKE BLANK AND LAB CONTROL SAMPLE SUMMARY

Login Number: DA74616
 Account: CHEVRCOG - Chevron USA, Inc.
 Project: TASMCOA: Uhrich 19-29

QC Batch ID: MP42555
 Matrix Type: AQUEOUS

Methods: SW846 6010C
 Units: ug/l

Prep Date: 08/26/25

Metal	BSP Result	Spikelot ICPALL6	% Rec	QC Limits
Aluminum				
Antimony				
Arsenic				
Barium				
Beryllium				
Boron				
Cadmium				
Calcium	353000	375000	94.1	80-120
Chromium				
Cobalt				
Copper				
Iron				
Lead				
Lithium				
Magnesium	350000	375000	93.3	80-120
Manganese				
Molybdenum				
Nickel				
Phosphorus				
Potassium				
Selenium				
Silicon				
Silver				
Sodium	361000	375000	96.3	80-120
Strontium				
Thallium				
Tin				
Titanium				
Uranium				
Vanadium				
Zinc				

Associated samples MP42555: DA74616-14A, DA74616-15A, DA74616-16A, DA74616-17A, DA74616-18A, DA74616-19A

Results < IDL are shown as zero for calculation purposes
 (*) Outside of QC limits

8.4.3
8

SPIKE BLANK AND LAB CONTROL SAMPLE SUMMARY

Login Number: DA74616
Account: CHEVRCOG - Chevron USA, Inc.
Project: TASMCOA: Uhrich 19-29


QC Batch ID: MP42555
Matrix Type: AQUEOUS

Methods: SW846 6010C
Units: ug/l

Prep Date: 08/26/25

Metal	BSP Result	Spikelot ICPALL6	% Rec	QC Limits
-------	---------------	---------------------	-------	--------------

(anr) Analyte not requested



8.4.3
8

SERIAL DILUTION RESULTS SUMMARY

Login Number: DA74616
 Account: CHEVRCOG - Chevron USA, Inc.
 Project: TASMCOA: Uhrich 19-29

QC Batch ID: MP42555
 Matrix Type: AQUEOUS

Methods: SW846 6010C
 Units: ug/l

Prep Date: 08/26/25

Metal	DA74616-14A Original SDL 1:5		%DIF	QC Limits
Aluminum				
Antimony				
Arsenic				
Barium				
Beryllium				
Boron				
Cadmium				
Calcium	16000	16200	1.4	0-10
Chromium				
Cobalt				
Copper				
Iron				
Lead				
Lithium				
Magnesium	7730	7790	0.9	0-10
Manganese				
Molybdenum				
Nickel				
Phosphorus				
Potassium				
Selenium				
Silicon				
Silver				
Sodium	13200	13300	1.3	0-10
Strontium				
Thallium				
Tin				
Titanium				
Uranium				
Vanadium				
Zinc				

Associated samples MP42555: DA74616-14A, DA74616-15A, DA74616-16A, DA74616-17A, DA74616-18A, DA74616-19A

Results < IDL are shown as zero for calculation purposes
 (*) Outside of QC limits

8.4.4
8

SERIAL DILUTION RESULTS SUMMARY

Login Number: DA74616
Account: CHEVRCOG - Chevron USA, Inc.
Project: TASMCOA: Uhrich 19-29


QC Batch ID: MP42555
Matrix Type: AQUEOUS

Methods: SW846 6010C
Units: ug/l

Prep Date: 08/26/25

Metal	DA74616-14A Original SDL 1:5	%DIF	QC Limits
-------	---------------------------------	------	--------------

(anr) Analyte not requested



General Chemistry

QC Data Summaries

Includes the following where applicable:

- Method Blank and Blank Spike Summaries
- Duplicate Summaries
- Matrix Spike Summaries

METHOD BLANK AND SPIKE RESULTS SUMMARY
GENERAL CHEMISTRY

Login Number: DA74616
Account: CHEVRCOG - Chevron USA, Inc.
Project: TASMCOA: Uhrich 19-29

Analyte	Batch ID	RL	MB Result	Units	Spike Amount	BSP Result	BSP %Recov	QC Limits
Specific Conductivity	GP39340/GN68789			mmhos/cm	1.409	1.5	107.9	90-110%
Specific Conductivity	GP39341/GN68790			mmhos/cm	1.409	1.6	110.4*	90-110%

Associated Samples:

Batch GP39340: DA74616-13, DA74616-14, DA74616-15, DA74616-16, DA74616-17, DA74616-18, DA74616-19

Batch GP39341: DA74616-1, DA74616-2, DA74616-3, DA74616-4, DA74616-5, DA74616-6, DA74616-7, DA74616-8, DA74616-9, DA74616-10, DA74616-11, DA74616-12

(*) Outside of QC limits

DUPLICATE RESULTS SUMMARY
GENERAL CHEMISTRY

Login Number: DA74616
Account: CHEVRCOG - Chevron USA, Inc.
Project: TASMCOA: Uhrich 19-29

Analyte	Batch ID	QC Sample	Units	Original Result	DUP Result	RPD	QC Limits
Specific Conductivity	GP39340/GN68789	DA74616-13	mmhos/cm	1.8	1.7	0.3	0-20%
Specific Conductivity	GP39341/GN68790	DA74612-13	mmhos/cm	2.3	2.2	4.5	0-20%
pH	GN68779	DA74612-13	su	7.55	7.59	0.5	0-5%
pH	GN68780	DA74616-13	su	7.70	7.69	0.1	0-5%

Associated Samples:

Batch GN68779: DA74616-1, DA74616-2, DA74616-3, DA74616-4, DA74616-5, DA74616-6, DA74616-7, DA74616-8, DA74616-9, DA74616-10, DA74616-11, DA74616-12

Batch GN68780: DA74616-13, DA74616-14, DA74616-15, DA74616-16, DA74616-17, DA74616-18, DA74616-19

Batch GP39340: DA74616-13, DA74616-14, DA74616-15, DA74616-16, DA74616-17, DA74616-18, DA74616-19

Batch GP39341: DA74616-1, DA74616-2, DA74616-3, DA74616-4, DA74616-5, DA74616-6, DA74616-7, DA74616-8, DA74616-9, DA74616-10, DA74616-11, DA74616-12

(*) Outside of QC limits

Misc. Forms

Custody Documents and Other Forms

(SGS Dayton, NJ)

Includes the following where applicable:

- Chain of Custody



CHAIN OF CUSTODY
 SGS North America Inc. - Wheat Ridge **SO**
 4036 Youngfield Street, Wheat Ridge, CO 80033
 TEL: 303-425-6021 FAX: 303-425-6854
 www.sgs.com/ehsusa

Client / Reporting Information Company Name: SGS North America Inc. Street Address: 4036 Youngfield Street City: Wheat Ridge, CO 80033 Project Contact: parma.ekandarpayandeh@sgs.com Phone #: 303-425-6021		Project Information Project Name: TASMCOA: Ulrich 1-29 Billing Information (if different from Report to) Project #: Client Purchase Order #: Project Manager: Attention:		Requested Analysis (see TEST CODE sheet) Matrix Codes DW - Drinking Water GW - Ground Water WW - Water SW - Surface Water SO - Soil SL - Sludge SED - Sediment CI - Oil LIQ - Other Liquid AIR - Air SOL - Other Solid WP - Wipe FB - Field Blank EB - Equipment Blank RB - Rinse Blank TB - Trip Blank	
SGS # Field ID / Point of Collection MECH/DI Val # Date Time Sampled by Matrix # of bottles Number of preserved bottles ICE INCH INCH3 H2SO4 NONE DI Water MECH ENCORE XCRAT199		Turnaround Time (Business days) <input type="checkbox"/> Standard 10 Day (business) <input type="checkbox"/> 5 Business Days RUSH <input type="checkbox"/> 3 Business Days RUSH <input type="checkbox"/> 2 Business Days RUSH <input type="checkbox"/> 1 Business Day EMERGENCY <input checked="" type="checkbox"/> other Due 9/1/2025 Approved By (SGS PM) / Date: _____		Data Deliverable Information <input type="checkbox"/> Commercial "A" (Level 1) <input type="checkbox"/> Commercial "B" (Level 2) <input type="checkbox"/> REDT1 (Level 3) <input type="checkbox"/> FULT1 (Level 4) <input type="checkbox"/> Commercial "C" <input type="checkbox"/> State Forms <input type="checkbox"/> EDD Format <input type="checkbox"/> Other <input checked="" type="checkbox"/> CC Commercial "A" = Results Onl Commercial "B" = Results + QC Summary Commercial "C" = Results + QC Summary + Partial Raw data Initial Assessment 3910 Label:	
Retinquished by Sampler: Date Time: 8-22-25 Received By: FX		Retinquished by: Date Time: 9/1/25 Received By: Almond/Stealy		Retinquished by: Date Time: Received By: Custody Seal # <input type="checkbox"/> Intact <input type="checkbox"/> Not Intact Preserved where applicable <input type="checkbox"/> Therm. ID:	

10.1 10

2.0 1160





CHAIN OF CUSTODY
 SGS North America Inc. - Wheat Ridge
 4036 Youngfield Street, Wheat Ridge, CO 80033
 TEL: 303-425-6021 FAX: 303-425-6854
 www.sgs.com/ehsusa

Client / Reporting Information Company Name: SGS North America Inc. Street Address: 4036 Youngfield Street City: Wheat Ridge, CO 80033 Project Contact: pama.eskandaripayandeh@sgs.com Phone #: 303-425-6021 Sampler(s) Name(s): ND		Project Information Project Name: TASMCOA: Uhrich 1-29 Street: _____ Billing Information (if different from Report to): Company Name: _____ Project #: _____ Client Purchase Order #: _____ Project Manager: _____		Requested Analysis (see TEST CODE sheet) Matrix Codes: DW - Drinking Water, GW - Ground Water, WW - Water, SW - Surface Water, SO - Soil, SL - Sludge, SED - Sediment, OI - Oil, LIQ - Other Liquid, AIR - Air, SOL - Other Solid, WP - Wipes, FB - Field Blank, EB - Equipment Blank, RB - Rinse Blank, TB - Trip Blank									
State: _____ Zip: _____ City: _____ State: _____ Project Manager: _____		City: _____ State: _____ Attention: _____		Matrix Codes: _____									
Turnaround Time (Business days): _____		Data Deliverable Information: _____											
<input type="checkbox"/> Standard 10 Day (business) <input type="checkbox"/> 5 Business Days RUSH <input type="checkbox"/> 3 Business Days RUSH <input type="checkbox"/> 2 Business Days RUSH <input type="checkbox"/> 1 Business Day EMERGENCY <input checked="" type="checkbox"/> other Due 9/1/2025		Approved By (SGS PM): / Date: _____		<input type="checkbox"/> Commercial "A" (Level 1) <input type="checkbox"/> State Forms <input type="checkbox"/> Commercial "B" (Level 2) <input type="checkbox"/> EDD Format <input type="checkbox"/> REDT1 (Level 3) <input type="checkbox"/> Other <input type="checkbox"/> FULT1 (Level 4) <input type="checkbox"/> _____ <input type="checkbox"/> Commercial "C" <input checked="" type="checkbox"/> CC									
Relinquished by Sampler: _____ Date Time: 8-22-25		Received By: _____ Date Time: _____		Sample Custody must be documented below each time samples change possession, including courier delivery.									
Relinquished by Sampler: _____ Date Time: _____		Received By: _____ Date Time: _____		Relinquished by: _____ Date Time: _____ Received By: _____ Date Time: _____									
Relinquished by: _____ Date Time: _____		Received By: _____ Date Time: _____		Custody Seal # _____ Intact _____ Preserved where applicable _____ Therm. ID: _____									

2-0
12:50

10.1 10



SGS Sample Receipt Summary

Job Number: DA74616

Client: SGS NORTH AMERICA INC

Project: TASMCOA: UHRICH 1-29

Date / Time Received: 8/23/2025 9:50:00 AM

Delivery Method: FEDEX

Airbill #'s: 7444-9078-1905

Cooler Temps (Raw Measured) °C: Cooler 1: (2.0);

Cooler Temps (Corrected) °C: Cooler 1: (2.1);

Cooler Security

Y or N

Y or N

- | | | | | | |
|---------------------------|-------------------------------------|--------------------------|-----------------------|-------------------------------------|--------------------------|
| 1. Custody Seals Present: | <input checked="" type="checkbox"/> | <input type="checkbox"/> | 3. COC Present: | <input checked="" type="checkbox"/> | <input type="checkbox"/> |
| 2. Custody Seals Intact: | <input checked="" type="checkbox"/> | <input type="checkbox"/> | 4. SmpI Dates/Time OK | <input checked="" type="checkbox"/> | <input type="checkbox"/> |

Cooler Temperature

Y or N

- | | | |
|------------------------------|-------------------------------------|--------------------------|
| 1. Temp criteria achieved: | <input checked="" type="checkbox"/> | <input type="checkbox"/> |
| 2. Cooler temp verification: | <u>IR-50</u> | |
| 3. Cooler media: | <u>Ice (Bag)</u> | |
| 4. No. Coolers: | <u>1</u> | |

Quality Control Preservation

Y or N

N/A

- | | | | |
|---------------------------------|-------------------------------------|-------------------------------------|-------------------------------------|
| 1. Trip Blank present / cooler: | <input type="checkbox"/> | <input checked="" type="checkbox"/> | <input type="checkbox"/> |
| 2. Trip Blank listed on COC: | <input type="checkbox"/> | <input checked="" type="checkbox"/> | <input type="checkbox"/> |
| 3. Samples preserved properly: | <input checked="" type="checkbox"/> | <input type="checkbox"/> | |
| 4. VOCs headspace free: | <input type="checkbox"/> | <input type="checkbox"/> | <input checked="" type="checkbox"/> |

Sample Integrity - Documentation

Y or N

- | | | |
|--|-------------------------------------|--------------------------|
| 1. Sample labels present on bottles: | <input checked="" type="checkbox"/> | <input type="checkbox"/> |
| 2. Container labeling complete: | <input checked="" type="checkbox"/> | <input type="checkbox"/> |
| 3. Sample container label / COC agree: | <input checked="" type="checkbox"/> | <input type="checkbox"/> |

Sample Integrity - Condition

Y or N

- | | | |
|----------------------------------|-------------------------------------|--------------------------|
| 1. Sample recvd within HT: | <input checked="" type="checkbox"/> | <input type="checkbox"/> |
| 2. All containers accounted for: | <input checked="" type="checkbox"/> | <input type="checkbox"/> |
| 3. Condition of sample: | <u>Intact</u> | |

Sample Integrity - Instructions

Y or N

N/A

- | | | | |
|---|-------------------------------------|-------------------------------------|-------------------------------------|
| 1. Analysis requested is clear: | <input checked="" type="checkbox"/> | <input type="checkbox"/> | |
| 2. Bottles received for unspecified tests | <input type="checkbox"/> | <input checked="" type="checkbox"/> | |
| 3. Sufficient volume recvd for analysis: | <input checked="" type="checkbox"/> | <input type="checkbox"/> | |
| 4. Compositing instructions clear: | <input type="checkbox"/> | <input type="checkbox"/> | <input checked="" type="checkbox"/> |
| 5. Filtering instructions clear: | <input type="checkbox"/> | <input type="checkbox"/> | <input checked="" type="checkbox"/> |

Test Strip Lot #s:	pH 1-12: <u>231619</u>	pH 12+: <u>203117A</u>	Other: (Specify) _____
--------------------	------------------------	------------------------	------------------------

Comments

SM089-03
Rev. Date 12/7/17

DA74616: Chain of Custody

Page 3 of 3

10.1 10

General Chemistry

QC Data Summaries

(SGS Dayton, NJ)

Includes the following where applicable:

- Method Blank and Blank Spike Summaries
- Duplicate Summaries
- Matrix Spike Summaries



METHOD BLANK AND SPIKE RESULTS SUMMARY
GENERAL CHEMISTRY

Login Number: DA74616
Account: ALMS - SGS Wheat Ridge, CO
Project: CHEVRCOG: TASMCOA: Uhrich 19-29

Analyte	Batch ID	RL	MB Result	Units	Spike Amount	BSP Result	BSP %Recov	QC Limits
Chromium, Hexavalent	GP63682/GN73129	0.40	0.0	mg/kg	40	38.8	97.0	80-120%
Chromium, Hexavalent	GP63682/GN73129			mg/kg	682	573	84.0	80-120%
Chromium, Hexavalent	GP63705/GN73131	0.40	0.0	mg/kg	40	39.1	97.8	80-120%
Chromium, Hexavalent	GP63705/GN73131			mg/kg	908	872	96.0	80-120%

Associated Samples:

Batch GP63682: DA74616-1, DA74616-2, DA74616-3, DA74616-4, DA74616-5, DA74616-6, DA74616-7, DA74616-8, DA74616-9, DA74616-10, DA74616-11, DA74616-12, DA74616-13

Batch GP63705: DA74616-14, DA74616-15, DA74616-16, DA74616-17, DA74616-18, DA74616-19

(*) Outside of QC limits

11.1
11

DUPLICATE RESULTS SUMMARY
GENERAL CHEMISTRY

Login Number: DA74616
Account: ALMS - SGS Wheat Ridge, CO
Project: CHEVRCOG: TASMCOA: Uhrich 19-29

Analyte	Batch ID	QC Sample	Units	Original Result	DUP Result	RPD	QC Limits
Chromium, Hexavalent	GP63682/GN73129	DA74612-15	mg/kg	0.0	0.27	200.0(a)	0-20%
Chromium, Hexavalent	GP63705/GN73131	DA74616-14	mg/kg	0.0	0.0	0.0	0-20%

Associated Samples:

Batch GP63682: DA74616-1, DA74616-2, DA74616-3, DA74616-4, DA74616-5, DA74616-6, DA74616-7, DA74616-8, DA74616-9, DA74616-10, DA74616-11, DA74616-12, DA74616-13

Batch GP63705: DA74616-14, DA74616-15, DA74616-16, DA74616-17, DA74616-18, DA74616-19

(*) Outside of QC limits

(a) RPD acceptable due to low duplicate and sample concentrations.

MATRIX SPIKE RESULTS SUMMARY
GENERAL CHEMISTRY

Login Number: DA74616
Account: ALMS - SGS Wheat Ridge, CO
Project: CHEVRCOG: TASMCOA: Uhrich 19-29

Analyte	Batch ID	QC Sample	Units	Original Result	Spike Amount	MS Result	%Rec	QC Limits
Chromium, Hexavalent	GP63682/GN73129	DA74612-15	mg/kg	0.0	42.7	41.3	96.8(a)	75-125%
Chromium, Hexavalent	GP63682/GN73129	DA74612-15	mg/kg	0.0	790	736	93.1(b)	75-125%
Chromium, Hexavalent	GP63705/GN73131	DA74616-14	mg/kg	0.0	44.5	39.2	88.1(c)	75-125%
Chromium, Hexavalent	GP63705/GN73131	DA74616-14	mg/kg	0.0	1170	1190	101.5(b)	75-125%

Associated Samples:

Batch GP63682: DA74616-1, DA74616-2, DA74616-3, DA74616-4, DA74616-5, DA74616-6, DA74616-7, DA74616-8, DA74616-9, DA74616-10, DA74616-11, DA74616-12, DA74616-13

Batch GP63705: DA74616-14, DA74616-15, DA74616-16, DA74616-17, DA74616-18, DA74616-19

(*) Outside of QC limits

(N) Matrix Spike Rec. outside of QC limits

(a) Good recovery on soluble XCR matrix spike. Good recovery (89.2%) on the post-spike.

(b) Good recovery on insoluble XCR matrix spike. See additional comments on soluble matrix spike recovery.

(c) Good recovery on soluble XCR matrix spike. Good recovery (101 %) on the post-spike.