

October 07, 2025

Revised Report

Scout Energy - Rangely, CO

Sample Delivery Group: L1873220
Samples Received: 06/26/2025
Project Number:
Description: Rangely Annual 909J TENORM

Report To: Spencer Jackson
100 Chevron Road
Rangely, CO 81648

1 Cp

2 Tc

3 Ss

4 Cn

5 Sr

6 Qc

7 Gl

8 Al

9 Sc

Entire Report Reviewed By:



Shane Gambill
Project Manager

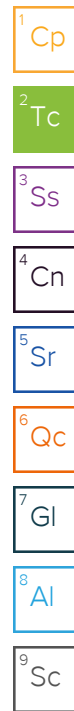
Results relate only to the items tested or calibrated and are reported as rounded values. This test report shall not be reproduced, except in full, without written approval of the laboratory. Where applicable, sampling conducted by Pace Analytical National is performed per guidance provided in laboratory standard operating procedures ENV-SOP-MTJL-0067 and ENV-SOP-MTJL-0068. Where sampling conducted by the customer, results relate to the accuracy of the information provided, and as the samples are received.

Pace Analytical National

12065 Lebanon Rd Mount Juliet, TN 37122 615-758-5858 800-767-5859 mydata.pacelabs.com

TABLE OF CONTENTS

| | |
|---|-----------|
| Cp: Cover Page | 1 |
| Tc: Table of Contents | 2 |
| Ss: Sample Summary | 3 |
| Cn: Case Narrative | 4 |
| Sr: Sample Results | 5 |
| R-CS16-G-1-062425 L1873220-01 | 5 |
| Qc: Quality Control Summary | 7 |
| Wet Chemistry by Method 120.1 | 7 |
| Wet Chemistry by Method 2320 B-2011 | 8 |
| Wet Chemistry by Method 300.0 | 10 |
| Wet Chemistry by Method 353.2 | 12 |
| Wet Chemistry by Method 365.4 | 13 |
| Wet Chemistry by Method 4500H+ B-2011 | 14 |
| Metals (ICP) by Method 200.7 | 15 |
| Volatile Organic Compounds (GC) by Method 8015C | 17 |
| Volatile Organic Compounds (GC/MS) by Method 8260D | 18 |
| Semi-Volatile Organic Compounds (GC) by Method 8015D | 19 |
| Gl: Glossary of Terms | 20 |
| Al: Accreditations & Locations | 22 |
| Sc: Sample Chain of Custody | 23 |



SAMPLE SUMMARY

R-CS16-G-1-062425 L1873220-01

Collected by: M. Schlageter
 Collected date/time: 06/25/25 11:01
 Received date/time: 06/26/25 08:45

| Method | Batch | Dilution | Preparation date/time | Analysis date/time | Analyst | Location |
|--|-----------|----------|-----------------------|--------------------|---------|----------------|
| Wet Chemistry by Method 120.1 | WG2552448 | 1 | 07/03/25 22:00 | 07/03/25 22:00 | KRB | Mt. Juliet, TN |
| Wet Chemistry by Method 2320 B-2011 | WG2551292 | 1 | 07/02/25 15:42 | 07/02/25 15:42 | BJM | Mt. Juliet, TN |
| Wet Chemistry by Method 300.0 | WG2547485 | 50 | 06/27/25 03:52 | 06/27/25 03:52 | DLH | Mt. Juliet, TN |
| Wet Chemistry by Method 300.0 | WG2547485 | 500 | 06/27/25 07:50 | 06/27/25 07:50 | DLH | Mt. Juliet, TN |
| Wet Chemistry by Method 353.2 | WG2551586 | 50 | 07/02/25 21:27 | 07/02/25 21:27 | CAT | Mt. Juliet, TN |
| Wet Chemistry by Method 365.4 | WG2553340 | 1 | 07/04/25 17:42 | 07/04/25 18:41 | CAT | Mt. Juliet, TN |
| Wet Chemistry by Method 4500H+ B-2011 | WG2552249 | 1 | 07/03/25 13:58 | 07/03/25 13:58 | BJM | Mt. Juliet, TN |
| Metals (ICP) by Method 200.7 | WG2549862 | 20 | 07/06/25 09:00 | 07/07/25 13:37 | MAP | Mt. Juliet, TN |
| Metals (ICP) by Method 200.7 | WG2549862 | 5 | 07/06/25 09:00 | 07/07/25 13:38 | MAP | Mt. Juliet, TN |
| Metals (ICP) by Method 200.7 | WG2549862 | 5 | 07/06/25 09:00 | 07/07/25 19:58 | MAP | Mt. Juliet, TN |
| Volatile Organic Compounds (GC) by Method 8015C | WG2550621 | 5 | 07/02/25 00:37 | 07/02/25 00:37 | CDD | Mt. Juliet, TN |
| Volatile Organic Compounds (GC/MS) by Method 8260D | WG2548872 | 50 | 06/28/25 18:10 | 06/28/25 18:10 | GLN | Mt. Juliet, TN |
| Semi-Volatile Organic Compounds (GC) by Method 8015D | WG2550570 | 20 | 07/02/25 20:33 | 07/03/25 20:07 | TJD | Mt. Juliet, TN |

¹Cp

²Tc

³Ss

⁴Cn

⁵Sr

⁶Qc

⁷Gl

⁸Al

⁹Sc

CASE NARRATIVE

All sample aliquots were received at the correct temperature, in the proper containers, with the appropriate preservatives, and within method specified holding times, unless qualified or notated within the report. Where applicable, all MDL (LOD) and RDL (LOQ) values reported for environmental samples have been corrected for the dilution factor used in the analysis. All Method and Batch Quality Control are within established criteria except where addressed in this case narrative, a non-conformance form or properly qualified within the sample results. By my digital signature below, I affirm to the best of my knowledge, all problems/anomalies observed by the laboratory as having the potential to affect the quality of the data have been identified by the laboratory, and no information or data have been knowingly withheld that would affect the quality of the data.



Shane Gambill
Project Manager



Report Revision History

Level II Report - Version 1: 07/08/25 10:11

Project Narrative

Revised to include Napthalene.

Sample Delivery Group (SDG) Narrative

pH outside of method requirement.

| <u>Lab Sample ID</u> | <u>Project Sample ID</u> | <u>Method</u> |
|-----------------------------|-----------------------------------|---------------|
| L1873220-01 | R-CS16-G-1-062425 | 8015D |

Wet Chemistry by Method 120.1

| Analyte | Result | Units | Qualifier | RDL | Dilution | Analysis date / time | Batch |
|----------------------|--------|----------|-----------|------|----------|----------------------|---------------------------|
| Specific Conductance | 74100 | umhos/cm | | 10.0 | 1 | 07/03/2025 22:00 | WG2552448 |

Sample Narrative:

L1873220-01 WG2552448: at 25C

Wet Chemistry by Method 2320 B-2011

| Analyte | Result | Qualifier | RDL | Dilution | Analysis date / time | Batch |
|------------------------|--------|-----------|------|----------|----------------------|---------------------------|
| Alkalinity | 2780 | | 20.0 | 1 | 07/02/2025 15:42 | WG2551292 |
| Alkalinity,Bicarbonate | 2780 | | 20.0 | 1 | 07/02/2025 15:42 | WG2551292 |
| Alkalinity,Carbonate | ND | | 20.0 | 1 | 07/02/2025 15:42 | WG2551292 |

Sample Narrative:

L1873220-01 WG2551292: Endpoint pH 4.5 Headspace

Wet Chemistry by Method 300.0

| Analyte | Result | Qualifier | RDL | Dilution | Analysis date / time | Batch |
|----------------|--------|-----------|------|----------|----------------------|---------------------------|
| Bromide | 91.6 | | 50.0 | 50 | 06/27/2025 03:52 | WG2547485 |
| Chloride | 27700 | | 500 | 500 | 06/27/2025 07:50 | WG2547485 |
| Fluoride | ND | | 7.50 | 50 | 06/27/2025 03:52 | WG2547485 |
| Nitrate as (N) | ND | | 5.00 | 50 | 06/27/2025 03:52 | WG2547485 |
| Nitrite as (N) | ND | | 5.00 | 50 | 06/27/2025 03:52 | WG2547485 |
| Sulfate | 513 | | 250 | 50 | 06/27/2025 03:52 | WG2547485 |

Sample Narrative:

L1873220-01 WG2547485: Dilution due to matrix impact on instrumentation at lower dilution

Wet Chemistry by Method 353.2

| Analyte | Result | Qualifier | RDL | Dilution | Analysis date / time | Batch |
|-----------------|--------|-----------|------|----------|----------------------|---------------------------|
| Nitrate-Nitrite | ND | | 10.0 | 50 | 07/02/2025 21:27 | WG2551586 |

Sample Narrative:

L1873220-01 WG2551586: Dilution due to matrix impact on instrumentation at lower dilution

Wet Chemistry by Method 365.4

| Analyte | Result | Qualifier | RDL | Dilution | Analysis date / time | Batch |
|------------------|--------|-----------|-------|----------|----------------------|---------------------------|
| Phosphorus,Total | 0.542 | | 0.100 | 1 | 07/04/2025 18:41 | WG2553340 |

Wet Chemistry by Method 4500H+ B-2011

| Analyte | Result | Qualifier | Dilution | Analysis date / time | Batch |
|---------|--------|--------------------|----------|----------------------|---------------------------|
| pH | 6.78 | T8 | 1 | 07/03/2025 13:58 | WG2552249 |

Sample Narrative:

L1873220-01 WG2552249: 6.78 at 21.4C



Metals (ICP) by Method 200.7

| Analyte | Result mg/l | Qualifier | RDL mg/l | Dilution | Analysis date / time | Batch |
|-----------|----------------|-----------|-------------|----------|-------------------------|---------------------------|
| Barium | 0.958 | | 0.0250 | 5 | 07/07/2025 13:38 | WG2549862 |
| Boron | 17.7 | | 1.00 | 5 | 07/07/2025 13:38 | WG2549862 |
| Calcium | 1970 | | 5.00 | 5 | 07/07/2025 19:58 | WG2549862 |
| Iron | 24.8 | | 0.500 | 5 | 07/07/2025 13:38 | WG2549862 |
| Magnesium | 419 | | 5.00 | 5 | 07/07/2025 13:38 | WG2549862 |
| Manganese | 0.757 | | 0.0500 | 5 | 07/07/2025 13:38 | WG2549862 |
| Potassium | 547 | | 5.00 | 5 | 07/07/2025 13:38 | WG2549862 |
| Selenium | ND | | 0.0500 | 5 | 07/07/2025 13:38 | WG2549862 |
| Sodium | 17700 | | 20.0 | 20 | 07/07/2025 13:37 | WG2549862 |
| Strontium | 129 | | 0.200 | 20 | 07/07/2025 13:37 | WG2549862 |

1 Cp

2 Tc

3 Ss

4 Cn

5 Sr

6 Qc

Volatile Organic Compounds (GC) by Method 8015C

| Analyte | Result mg/l | Qualifier | RDL mg/l | Dilution | Analysis date / time | Batch |
|---|----------------|-----------|-------------|----------|-------------------------|---------------------------|
| TPH (GC/FID) Low Fraction | 4.80 | | 0.500 | 5 | 07/02/2025 00:37 | WG2550621 |
| (S) <i>a,a,a</i> -Trifluorotoluene(FID) | 96.8 | | 78.0-120 | | 07/02/2025 00:37 | WG2550621 |

7 Gl

8 Al

Volatile Organic Compounds (GC/MS) by Method 8260D

| Analyte | Result ug/l | Qualifier | RDL ug/l | Dilution | Analysis date / time | Batch |
|---------------------------|----------------|-----------|-------------|----------|-------------------------|---------------------------|
| Benzene | 550 | | 50.0 | 50 | 06/28/2025 18:10 | WG2548872 |
| Toluene | 449 | | 50.0 | 50 | 06/28/2025 18:10 | WG2548872 |
| Ethylbenzene | 63.5 | | 50.0 | 50 | 06/28/2025 18:10 | WG2548872 |
| Total Xylenes | 463 | J3 | 150 | 50 | 06/28/2025 18:10 | WG2548872 |
| Naphthalene | ND | C3 J3 | 250 | 50 | 06/28/2025 18:10 | WG2548872 |
| (S) Toluene-d8 | 101 | | 80.0-120 | | 06/28/2025 18:10 | WG2548872 |
| (S) 4-Bromofluorobenzene | 95.8 | | 77.0-126 | | 06/28/2025 18:10 | WG2548872 |
| (S) 1,2-Dichloroethane-d4 | 108 | | 70.0-130 | | 06/28/2025 18:10 | WG2548872 |

9 Sc

Semi-Volatile Organic Compounds (GC) by Method 8015D

| Analyte | Result mg/l | Qualifier | RDL mg/l | Dilution | Analysis date / time | Batch |
|-------------------------|----------------|-----------|-------------|----------|-------------------------|---------------------------|
| C10-C28 Diesel Range | 26.5 | | 2.00 | 20 | 07/03/2025 20:07 | WG2550570 |
| C28-C36 Motor Oil Range | 14.2 | | 2.00 | 20 | 07/03/2025 20:07 | WG2550570 |
| (S) <i>o</i> -Terphenyl | 0.000 | J7 | 52.0-156 | | 07/03/2025 20:07 | WG2550570 |

Method Blank (MB)

(MB) R4240298-1 07/03/25 22:00

| Analyte | MB Result | MB Qualifier | MB MDL | MB RDL |
|----------------------|-----------|--------------|--------|--------|
| Specific Conductance | U | | 10.0 | 10.0 |

Sample Narrative:

BLANK: at 25C

L1870565-01 Original Sample (OS) • Duplicate (DUP)

(OS) L1870565-01 07/03/25 22:00 • (DUP) R4240298-3 07/03/25 22:00

| Analyte | Original Result | DUP Result | Dilution | DUP RPD | DUP Qualifier | DUP RPD Limits |
|----------------------|-----------------|------------|----------|---------|---------------|----------------|
| Specific Conductance | 270 | 270 | 1 | 0.148 | | 10 |

Sample Narrative:

OS: at 25C
DUP: at 25C

L1873414-01 Original Sample (OS) • Duplicate (DUP)

(OS) L1873414-01 07/03/25 22:00 • (DUP) R4240298-4 07/03/25 22:00

| Analyte | Original Result | DUP Result | Dilution | DUP RPD | DUP Qualifier | DUP RPD Limits |
|----------------------|-----------------|------------|----------|---------|---------------|----------------|
| Specific Conductance | 98.9 | 99.5 | 1 | 0.605 | | 10 |

Sample Narrative:

OS: at 25C
DUP: at 25C

Laboratory Control Sample (LCS)

(LCS) R4240298-2 07/03/25 22:00

| Analyte | Spike Amount | LCS Result | LCS Rec. | Rec. Limits | LCS Qualifier |
|----------------------|--------------|------------|----------|-------------|---------------|
| Specific Conductance | 581 | 564 | 97.1 | 90.0-110 | |

Sample Narrative:

LCS: at 25C

¹Cp

²Tc

³Ss

⁴Cn

⁵Sr

⁶Qc

⁷Gl

⁸Al

⁹Sc

Method Blank (MB)

(MB) R4239635-2 07/02/25 12:58

| Analyte | MB Result | MB Qualifier | MB MDL | MB RDL |
|------------------------|-----------|--------------|--------|--------|
| | mg/l | | mg/l | mg/l |
| Alkalinity | U | | 4.75 | 20.0 |
| Alkalinity,Bicarbonate | U | | 4.75 | 20.0 |
| Alkalinity,Carbonate | U | | 4.75 | 20.0 |

Sample Narrative:

BLANK: Endpoint pH 4.5

L1873141-04 Original Sample (OS) • Duplicate (DUP)

(OS) L1873141-04 07/02/25 14:41 • (DUP) R4239635-3 07/02/25 14:48

| Analyte | Original Result | DUP Result | Dilution | DUP RPD | DUP Qualifier | DUP RPD Limits |
|------------------------|-----------------|------------|----------|---------|---------------|----------------|
| | mg/l | mg/l | | % | | % |
| Alkalinity | 429 | 428 | 1 | 0.188 | | 20 |
| Alkalinity,Bicarbonate | 405 | 403 | 1 | 0.311 | | 20 |
| Alkalinity,Carbonate | 24.3 | 24.8 | 1 | 1.83 | | 20 |

Sample Narrative:

OS: Endpoint pH 4.5 Headspace

DUP: Endpoint pH 4.5

L1874065-02 Original Sample (OS) • Duplicate (DUP)

(OS) L1874065-02 07/02/25 16:26 • (DUP) R4239635-4 07/02/25 16:33

| Analyte | Original Result | DUP Result | Dilution | DUP RPD | DUP Qualifier | DUP RPD Limits |
|------------------------|-----------------|------------|----------|---------|---------------|----------------|
| | mg/l | mg/l | | % | | % |
| Alkalinity | 159 | 161 | 1 | 0.768 | | 20 |
| Alkalinity,Bicarbonate | 127 | 128 | 1 | 1.19 | | 20 |
| Alkalinity,Carbonate | 32.8 | 32.5 | 1 | 0.881 | | 20 |

Sample Narrative:

OS: Endpoint pH 4.5 Headspace

DUP: Endpoint pH 4.5



Laboratory Control Sample (LCS)

(LCS) R4239635-1 07/02/25 12:51

| Analyte | Spike Amount mg/l | LCS Result mg/l | LCS Rec. % | Rec. Limits % | <u>LCS Qualifier</u> |
|------------|----------------------|--------------------|---------------|------------------|----------------------|
| Alkalinity | 100 | 103 | 103 | 90.0-110 | |

Sample Narrative:

LCS: Endpoint pH 4.5

¹Cp

²Tc

³Ss

⁴Cn

⁵Sr

⁶Qc

⁷Gl

⁸Al

⁹Sc

Method Blank (MB)

(MB) R4237930-1 06/26/25 22:49

| Analyte | MB Result | MB Qualifier | MB MDL | MB RDL |
|----------------|-----------|--------------|--------|--------|
| | mg/l | | mg/l | mg/l |
| Bromide | U | | 0.680 | 1.00 |
| Chloride | U | | 0.547 | 1.00 |
| Fluoride | U | | 0.0761 | 0.150 |
| Nitrate as (N) | U | | 0.0884 | 0.100 |
| Nitrite as (N) | U | | 0.0794 | 0.100 |
| Sulfate | U | | 0.637 | 5.00 |

¹Cp

²Tc

³Ss

⁴Cn

⁵Sr

⁶Qc

⁷Gl

⁸Al

⁹Sc

L1873201-01 Original Sample (OS) • Duplicate (DUP)

(OS) L1873201-01 06/27/25 01:35 • (DUP) R4237930-3 06/27/25 01:48

| Analyte | Original Result | DUP Result | Dilution | DUP RPD | DUP Qualifier | DUP RPD Limits |
|----------------|-----------------|------------|----------|---------|---------------|----------------|
| | mg/l | mg/l | | % | | % |
| Bromide | ND | ND | 1 | 1.80 | | 15 |
| Chloride | 88.5 | 93.4 | 1 | 5.36 | | 15 |
| Nitrate as (N) | ND | ND | 1 | 0.000 | | 15 |
| Nitrite as (N) | ND | ND | 1 | 0.000 | | 15 |
| Sulfate | ND | ND | 1 | 200 | P1 | 15 |

L1873231-01 Original Sample (OS) • Duplicate (DUP)

(OS) L1873231-01 06/27/25 04:05 • (DUP) R4237930-6 06/27/25 04:17

| Analyte | Original Result | DUP Result | Dilution | DUP RPD | DUP Qualifier | DUP RPD Limits |
|----------------|-----------------|------------|----------|---------|---------------|----------------|
| | mg/l | mg/l | | % | | % |
| Bromide | ND | ND | 1 | 2.29 | | 15 |
| Chloride | 41.1 | 41.5 | 1 | 1.03 | | 15 |
| Nitrate as (N) | ND | ND | 1 | 0.000 | | 15 |
| Nitrite as (N) | ND | ND | 1 | 0.000 | | 15 |
| Sulfate | ND | ND | 1 | 200 | P1 | 15 |

L1873201-01 Original Sample (OS) • Duplicate (DUP)

(OS) L1873201-01 06/27/25 06:47 • (DUP) R4237930-9 06/27/25 07:00

| Analyte | Original Result | DUP Result | Dilution | DUP RPD | DUP Qualifier | DUP RPD Limits |
|----------|-----------------|------------|----------|---------|---------------|----------------|
| | mg/l | mg/l | | % | | % |
| Fluoride | 13.8 | 14.1 | 5 | 2.07 | | 15 |

Laboratory Control Sample (LCS)

(LCS) R4237930-2 06/26/25 23:01

| Analyte | Spike Amount mg/l | LCS Result mg/l | LCS Rec. % | Rec. Limits % | <u>LCS Qualifier</u> |
|----------------|----------------------|--------------------|---------------|------------------|----------------------|
| Bromide | 40.0 | 37.1 | 92.8 | 90.0-110 | |
| Chloride | 40.0 | 38.0 | 94.9 | 90.0-110 | |
| Fluoride | 8.00 | 7.81 | 97.6 | 90.0-110 | |
| Nitrate as (N) | 8.00 | 7.89 | 98.6 | 90.0-110 | |
| Nitrite as (N) | 8.00 | 7.79 | 97.4 | 90.0-110 | |
| Sulfate | 40.0 | 38.5 | 96.3 | 90.0-110 | |

¹Cp

²Tc

³Ss

⁴Cn

⁵Sr

L1873201-01 Original Sample (OS) • Matrix Spike (MS) • Matrix Spike Duplicate (MSD)

(OS) L1873201-01 06/27/25 01:35 • (MS) R4237930-4 06/27/25 02:00 • (MSD) R4237930-5 06/27/25 02:13

| Analyte | Spike Amount mg/l | Original Result mg/l | MS Result mg/l | MSD Result mg/l | MS Rec. % | MSD Rec. % | Dilution | Rec. Limits % | <u>MS Qualifier</u> | <u>MSD Qualifier</u> | RPD % | RPD Limits % |
|----------------|----------------------|-------------------------|-------------------|--------------------|--------------|---------------|----------|------------------|---------------------|----------------------|----------|-----------------|
| Bromide | 40.0 | ND | 38.5 | 37.6 | 94.7 | 92.2 | 1 | 90.0-110 | | | 2.56 | 15 |
| Chloride | 40.0 | 88.5 | 111 | 108 | 56.3 | 49.1 | 1 | 90.0-110 | <u>E J6</u> | <u>E J6</u> | 2.62 | 15 |
| Fluoride | 8.00 | 14.1 | 19.2 | 18.7 | 62.9 | 56.9 | 1 | 90.0-110 | <u>E J6</u> | <u>E J6</u> | 2.53 | 15 |
| Nitrate as (N) | 8.00 | ND | 8.23 | 8.00 | 103 | 100 | 1 | 90.0-110 | | | 2.84 | 15 |
| Nitrite as (N) | 8.00 | ND | 8.20 | 8.00 | 103 | 100 | 1 | 90.0-110 | | | 2.54 | 15 |
| Sulfate | 40.0 | ND | 40.3 | 39.1 | 99.0 | 96.2 | 1 | 90.0-110 | | | 2.83 | 15 |

⁶Qc

⁷Gl

⁸Al

⁹Sc

L1873231-01 Original Sample (OS) • Matrix Spike (MS) • Matrix Spike Duplicate (MSD)

(OS) L1873231-01 06/27/25 04:05 • (MS) R4237930-7 06/27/25 04:30 • (MSD) R4237930-8 06/27/25 04:42

| Analyte | Spike Amount mg/l | Original Result mg/l | MS Result mg/l | MSD Result mg/l | MS Rec. % | MSD Rec. % | Dilution | Rec. Limits % | <u>MS Qualifier</u> | <u>MSD Qualifier</u> | RPD % | RPD Limits % |
|----------------|----------------------|-------------------------|-------------------|--------------------|--------------|---------------|----------|------------------|---------------------|----------------------|----------|-----------------|
| Bromide | 40.0 | ND | 37.2 | 38.0 | 91.3 | 93.4 | 1 | 90.0-110 | | | 2.20 | 15 |
| Chloride | 40.0 | 41.1 | 69.8 | 71.3 | 71.8 | 75.5 | 1 | 90.0-110 | <u>J6</u> | <u>J6</u> | 2.10 | 15 |
| Fluoride | 8.00 | 12.7 | 17.3 | 17.6 | 57.3 | 61.2 | 1 | 90.0-110 | <u>E J6</u> | <u>E J6</u> | 1.81 | 15 |
| Nitrate as (N) | 8.00 | ND | 7.92 | 8.09 | 99.0 | 101 | 1 | 90.0-110 | | | 2.11 | 15 |
| Nitrite as (N) | 8.00 | ND | 7.88 | 8.06 | 98.6 | 101 | 1 | 90.0-110 | | | 2.24 | 15 |
| Sulfate | 40.0 | ND | 39.0 | 39.7 | 95.7 | 97.6 | 1 | 90.0-110 | | | 1.95 | 15 |

Method Blank (MB)

(MB) R4239676-1 07/02/25 20:53

| Analyte | MB Result | MB Qualifier | MB MDL | MB RDL |
|-----------------|-----------|--------------|--------|--------|
| Nitrate-Nitrite | U | | 0.0435 | 0.200 |

Laboratory Control Sample (LCS)

(LCS) R4239676-2 07/02/25 20:54

| Analyte | Spike Amount | LCS Result | LCS Rec. | Rec. Limits | LCS Qualifier |
|-----------------|--------------|------------|----------|-------------|---------------|
| Nitrate-Nitrite | 2.50 | 2.53 | 101 | 90.0-110 | |

L1866887-09 Original Sample (OS) • Matrix Spike (MS) • Matrix Spike Duplicate (MSD)

(OS) L1866887-09 07/02/25 20:55 • (MS) R4239676-3 07/02/25 20:57 • (MSD) R4239676-4 07/02/25 20:58

| Analyte | Spike Amount | Original Result | MS Result | MSD Result | MS Rec. | MSD Rec. | Dilution | Rec. Limits | MS Qualifier | MSD Qualifier | RPD | RPD Limits |
|-----------------|--------------|-----------------|-----------|------------|---------|----------|----------|-------------|--------------|---------------|------|------------|
| Nitrate-Nitrite | 2.50 | 1.36 | 3.69 | 3.97 | 93.2 | 104 | 1 | 90.0-110 | | | 7.31 | 20 |

L1873216-01 Original Sample (OS) • Matrix Spike (MS) • Matrix Spike Duplicate (MSD)

(OS) L1873216-01 07/02/25 21:14 • (MS) R4239676-5 07/02/25 21:16 • (MSD) R4239676-6 07/02/25 21:17

| Analyte | Spike Amount | Original Result | MS Result | MSD Result | MS Rec. | MSD Rec. | Dilution | Rec. Limits | MS Qualifier | MSD Qualifier | RPD | RPD Limits |
|-----------------|--------------|-----------------|-----------|------------|---------|----------|----------|-------------|--------------|---------------|-------|------------|
| Nitrate-Nitrite | 2.50 | ND | 2.78 | 2.76 | 111 | 110 | 1 | 90.0-110 | J5 | | 0.722 | 20 |

1 Cp

2 Tc

3 Ss

4 Cn

5 Sr

6 Qc

7 Gl

8 Al

9 Sc

Method Blank (MB)

(MB) R4240664-1 07/04/25 18:36

| Analyte | MB Result | MB Qualifier | MB MDL | MB RDL |
|------------------|-----------|--------------|--------|--------|
| Phosphorus,Total | U | | 0.0642 | 0.100 |

¹Cp

²Tc

³Ss

⁴Cn

⁵Sr

⁶Qc

⁷Gl

⁸Al

⁹Sc

L1873217-01 Original Sample (OS) • Duplicate (DUP)

(OS) L1873217-01 07/04/25 18:38 • (DUP) R4240664-3 07/04/25 18:40

| Analyte | Original Result | DUP Result | Dilution | DUP RPD | DUP Qualifier | DUP RPD Limits |
|------------------|-----------------|------------|----------|---------|---------------|----------------|
| Phosphorus,Total | 0.578 | 0.443 | 1 | 26.4 | J3 | 20 |

Laboratory Control Sample (LCS)

(LCS) R4240664-2 07/04/25 18:37

| Analyte | Spike Amount | LCS Result | LCS Rec. | Rec. Limits | LCS Qualifier |
|------------------|--------------|------------|----------|-------------|---------------|
| Phosphorus,Total | 1.70 | 1.58 | 93.2 | 86.0-112 | |

L1874725-01 Original Sample (OS) • Matrix Spike (MS) • Matrix Spike Duplicate (MSD)

(OS) L1874725-01 07/04/25 18:47 • (MS) R4240664-4 07/04/25 18:51 • (MSD) R4240664-5 07/04/25 18:52

| Analyte | Spike Amount | Original Result | MS Result | MSD Result | MS Rec. | MSD Rec. | Dilution | Rec. Limits | MS Qualifier | MSD Qualifier | RPD | RPD Limits |
|------------------|--------------|-----------------|-----------|------------|---------|----------|----------|-------------|--------------|---------------|------|------------|
| Phosphorus,Total | 2.50 | 0.258 | 2.80 | 2.71 | 102 | 98.1 | 1 | 86.0-112 | | | 3.27 | 20 |

L1874725-03 Original Sample (OS) • Matrix Spike (MS) • Matrix Spike Duplicate (MSD)

(OS) L1874725-03 07/04/25 18:54 • (MS) R4240664-6 07/04/25 18:55 • (MSD) R4240664-7 07/04/25 18:56

| Analyte | Spike Amount | Original Result | MS Result | MSD Result | MS Rec. | MSD Rec. | Dilution | Rec. Limits | MS Qualifier | MSD Qualifier | RPD | RPD Limits |
|------------------|--------------|-----------------|-----------|------------|---------|----------|----------|-------------|--------------|---------------|------|------------|
| Phosphorus,Total | 2.50 | 0.223 | 2.62 | 2.53 | 95.9 | 92.3 | 1 | 86.0-112 | | | 3.50 | 20 |

L1872765-01 Original Sample (OS) • Duplicate (DUP)

(OS) L1872765-01 07/03/25 13:58 • (DUP) R4240183-2 07/03/25 13:58

| Analyte | Original Result | DUP Result | Dilution | DUP RPD | DUP Qualifier | DUP RPD Limits |
|---------|-----------------|------------|----------|---------|---------------|----------------|
| su | su | | | % | | % |
| pH | 7.51 | 7.50 | 1 | 0.133 | | 1 |

Sample Narrative:

OS: 7.51 at 21.4C

DUP: 7.5 at 21.6C

L1874843-01 Original Sample (OS) • Duplicate (DUP)

(OS) L1874843-01 07/03/25 13:58 • (DUP) R4240183-3 07/03/25 13:58

| Analyte | Original Result | DUP Result | Dilution | DUP RPD | DUP Qualifier | DUP RPD Limits |
|---------|-----------------|------------|----------|---------|---------------|----------------|
| su | su | | | % | | % |
| pH | 8.54 | 8.54 | 1 | 0.000 | | 1 |

Sample Narrative:

OS: 8.54 at 21.7C

DUP: 8.54 at 21.9C

Laboratory Control Sample (LCS)

(LCS) R4240183-1 07/03/25 13:58

| Analyte | Spike Amount | LCS Result | LCS Rec. | Rec. Limits | LCS Qualifier |
|---------|--------------|------------|----------|-------------|---------------|
| su | su | | % | % | |
| pH | 10.0 | 10.0 | 100 | 99.0-101 | |

Sample Narrative:

LCS: 10 at 21.9C

¹Cp

²Tc

³Ss

⁴Cn

⁵Sr

⁶Qc

⁷Gl

⁸Al

⁹Sc

Method Blank (MB)

(MB) R4241535-1 07/07/25 11:03

| Analyte | MB Result mg/l | MB Qualifier | MB MDL mg/l | MB RDL mg/l |
|-----------|-------------------|--------------|----------------|----------------|
| Barium | U | | 0.000675 | 0.00500 |
| Boron | U | | 0.0285 | 0.200 |
| Calcium | U | | 0.0879 | 1.00 |
| Iron | U | | 0.00956 | 0.100 |
| Magnesium | U | | 0.0756 | 1.00 |
| Manganese | U | | 0.000984 | 0.0100 |
| Potassium | U | | 0.127 | 1.00 |
| Selenium | 0.00747 | U | 0.00529 | 0.0100 |
| Sodium | U | | 0.175 | 1.00 |
| Strontium | U | | 0.00104 | 0.0100 |

¹Cp

²Tc

³Ss

⁴Cn

⁵Sr

⁶Qc

⁷Gl

⁸Al

⁹Sc

Laboratory Control Sample (LCS)

(LCS) R4241535-2 07/07/25 11:04

| Analyte | Spike Amount mg/l | LCS Result mg/l | LCS Rec. % | Rec. Limits % | LCS Qualifier |
|-----------|----------------------|--------------------|---------------|------------------|---------------|
| Barium | 1.00 | 1.01 | 101 | 85.0-115 | |
| Boron | 1.00 | 1.03 | 103 | 85.0-115 | |
| Calcium | 10.0 | 10.2 | 102 | 85.0-115 | |
| Iron | 10.0 | 10.7 | 107 | 85.0-115 | |
| Magnesium | 10.0 | 10.7 | 107 | 85.0-115 | |
| Manganese | 1.00 | 1.02 | 102 | 85.0-115 | |
| Potassium | 10.0 | 10.6 | 106 | 85.0-115 | |
| Selenium | 1.00 | 0.961 | 96.1 | 85.0-115 | |
| Sodium | 10.0 | 10.6 | 106 | 85.0-115 | |
| Strontium | 1.00 | 1.08 | 108 | 85.0-115 | |

L1873177-01 Original Sample (OS) • Matrix Spike (MS) • Matrix Spike Duplicate (MSD)

(OS) L1873177-01 07/07/25 11:06 • (MS) R4241535-4 07/07/25 11:10 • (MSD) R4241535-5 07/07/25 11:11

| Analyte | Spike Amount mg/l | Original Result mg/l | MS Result mg/l | MSD Result mg/l | MS Rec. % | MSD Rec. % | Dilution | Rec. Limits % | MS Qualifier | MSD Qualifier | RPD % | RPD Limits % |
|-----------|----------------------|-------------------------|-------------------|--------------------|--------------|---------------|----------|------------------|--------------|---------------|----------|-----------------|
| Barium | 1.00 | 0.515 | 1.55 | 1.54 | 103 | 102 | 1 | 70.0-130 | | | 0.756 | 20 |
| Boron | 1.00 | 16.1 | 16.0 | 16.5 | 0.000 | 47.8 | 1 | 70.0-130 | V | V | 3.63 | 20 |
| Calcium | 10.0 | 1680 | 1580 | 1640 | 0.000 | 0.000 | 1 | 70.0-130 | EV | EV | 4.08 | 20 |
| Iron | 10.0 | 18.1 | 25.5 | 26.5 | 74.6 | 84.0 | 1 | 70.0-130 | | | 3.63 | 20 |
| Magnesium | 10.0 | 336 | 329 | 339 | 0.000 | 35.2 | 1 | 70.0-130 | V | V | 3.18 | 20 |
| Manganese | 1.00 | 0.614 | 1.66 | 1.64 | 105 | 103 | 1 | 70.0-130 | | | 0.985 | 20 |
| Potassium | 10.0 | 576 | 544 | 562 | 0.000 | 0.000 | 1 | 70.0-130 | EV | EV | 3.26 | 20 |

L1873177-01 Original Sample (OS) • Matrix Spike (MS) • Matrix Spike Duplicate (MSD)

(OS) L1873177-01 07/07/25 11:06 • (MS) R4241535-4 07/07/25 11:10 • (MSD) R4241535-5 07/07/25 11:11

| Analyte | Spike Amount mg/l | Original Result mg/l | MS Result mg/l | MSD Result mg/l | MS Rec. % | MSD Rec. % | Dilution | Rec. Limits % | MS Qualifier | MSD Qualifier | RPD % | RPD Limits % |
|-----------|----------------------|-------------------------|-------------------|--------------------|--------------|---------------|----------|------------------|--------------|---------------|----------|-----------------|
| Selenium | 1.00 | ND | 1.08 | 1.07 | 107 | 106 | 1 | 70.0-130 | | | 0.697 | 20 |
| Sodium | 10.0 | 20000 | 18500 | 19200 | 0.000 | 0.000 | 1 | 70.0-130 | <u>EV</u> | <u>EV</u> | 4.19 | 20 |
| Strontium | 1.00 | 105 | 99.9 | 103 | 0.000 | 0.000 | 1 | 70.0-130 | <u>EV</u> | <u>EV</u> | 3.17 | 20 |

L1873184-01 Original Sample (OS) • Matrix Spike (MS) • Matrix Spike Duplicate (MSD)

(OS) L1873184-01 07/07/25 11:13 • (MS) R4241535-6 07/07/25 11:15 • (MSD) R4241535-7 07/07/25 11:16

| Analyte | Spike Amount mg/l | Original Result mg/l | MS Result mg/l | MSD Result mg/l | MS Rec. % | MSD Rec. % | Dilution | Rec. Limits % | MS Qualifier | MSD Qualifier | RPD % | RPD Limits % |
|-----------|----------------------|-------------------------|-------------------|--------------------|--------------|---------------|----------|------------------|--------------|---------------|----------|-----------------|
| Barium | 1.00 | 0.751 | 1.80 | 1.81 | 105 | 106 | 1 | 70.0-130 | | | 0.566 | 20 |
| Boron | 1.00 | 16.8 | 17.8 | 18.2 | 106 | 145 | 1 | 70.0-130 | | <u>V</u> | 2.15 | 20 |
| Calcium | 10.0 | 2030 | 2020 | 2100 | 0.000 | 724 | 1 | 70.0-130 | <u>EV</u> | <u>EV</u> | 3.81 | 20 |
| Iron | 10.0 | 12.8 | 22.0 | 22.5 | 92.2 | 97.3 | 1 | 70.0-130 | | | 2.28 | 20 |
| Magnesium | 10.0 | 339 | 355 | 364 | 156 | 252 | 1 | 70.0-130 | <u>V</u> | <u>V</u> | 2.66 | 20 |
| Manganese | 1.00 | 1.18 | 2.24 | 2.26 | 107 | 108 | 1 | 70.0-130 | | | 0.528 | 20 |
| Potassium | 10.0 | 665 | 673 | 686 | 80.9 | 212 | 1 | 70.0-130 | <u>E</u> | <u>EV</u> | 1.93 | 20 |
| Selenium | 1.00 | ND | 1.09 | 1.10 | 109 | 110 | 1 | 70.0-130 | | | 0.537 | 20 |
| Sodium | 10.0 | 21000 | 20800 | 21200 | 0.000 | 1820 | 1 | 70.0-130 | <u>EV</u> | <u>EV</u> | 1.86 | 20 |
| Strontium | 1.00 | 111 | 112 | 114 | 135 | 320 | 1 | 70.0-130 | <u>EV</u> | <u>EV</u> | 1.63 | 20 |

¹Cp

²Tc

³Ss

⁴Cn

⁵Sr

⁶Qc

⁷Gl

⁸Al

⁹Sc

Method Blank (MB)

(MB) R4239271-2 07/01/25 21:35

| Analyte | MB Result mg/l | MB Qualifier | MB MDL mg/l | MB RDL mg/l |
|---|-------------------|--------------|----------------|----------------|
| TPH (GC/FID) Low Fraction | U | | 0.0594 | 0.100 |
| ^(S) a,a,a-Trifluorotoluene(FID) | 99.3 | | | 78.0-120 |

Laboratory Control Sample (LCS)

(LCS) R4239271-1 07/01/25 19:43

| Analyte | Spike Amount mg/l | LCS Result mg/l | LCS Rec. % | Rec. Limits % | LCS Qualifier |
|---|----------------------|--------------------|---------------|------------------|---------------|
| TPH (GC/FID) Low Fraction | 5.00 | 4.27 | 85.4 | 72.0-127 | |
| ^(S) a,a,a-Trifluorotoluene(FID) | | | 102 | 78.0-120 | |

- 1 Cp
- 2 Tc
- 3 Ss
- 4 Cn
- 5 Sr
- 6 Qc
- 7 Gl
- 8 Al
- 9 Sc

Method Blank (MB)

(MB) R4238755-3 06/28/25 11:32

| Analyte | MB Result | MB Qualifier | MB MDL | MB RDL |
|---------------------------|-----------|--------------|--------|----------|
| | ug/l | | ug/l | ug/l |
| Benzene | U | | 0.320 | 1.00 |
| Toluene | U | | 0.274 | 1.00 |
| Ethylbenzene | U | | 0.234 | 1.00 |
| Total Xylenes | U | | 0.319 | 3.00 |
| Naphthalene | U | | 2.64 | 5.00 |
| (S) Toluene-d8 | 101 | | | 80.0-120 |
| (S) 4-Bromofluorobenzene | 94.6 | | | 77.0-126 |
| (S) 1,2-Dichloroethane-d4 | 112 | | | 70.0-130 |

Laboratory Control Sample (LCS) • Laboratory Control Sample Duplicate (LCSD)

(LCS) R4238755-1 06/28/25 09:42 • (LCSD) R4238755-2 06/28/25 10:04

| Analyte | Spike Amount | LCS Result | LCSD Result | LCS Rec. | LCSD Rec. | Rec. Limits | LCS Qualifier | LCSD Qualifier | RPD | RPD Limits |
|---------------------------|--------------|------------|-------------|----------|-----------|-------------|---------------|----------------|------|------------|
| | ug/l | ug/l | ug/l | % | % | % | | | % | % |
| Benzene | 5.00 | 4.64 | 5.48 | 92.8 | 110 | 70.0-123 | | | 16.6 | 20 |
| Toluene | 5.00 | 4.61 | 5.48 | 92.2 | 110 | 79.0-120 | | | 17.2 | 20 |
| Ethylbenzene | 5.00 | 4.77 | 5.66 | 95.4 | 113 | 79.0-123 | | | 17.1 | 20 |
| Total Xylenes | 15.0 | 13.8 | 17.0 | 92.0 | 113 | 79.0-123 | | J3 | 20.8 | 20 |
| Naphthalene | 5.00 | 3.01 | 4.27 | 60.2 | 85.4 | 54.0-135 | | J3 | 34.6 | 20 |
| (S) Toluene-d8 | | | | 102 | 98.3 | 80.0-120 | | | | |
| (S) 4-Bromofluorobenzene | | | | 101 | 96.1 | 77.0-126 | | | | |
| (S) 1,2-Dichloroethane-d4 | | | | 116 | 111 | 70.0-130 | | | | |

1 Cp

2 Tc

3 Ss

4 Cn

5 Sr

6 Qc

7 Gl

8 Al

9 Sc

Method Blank (MB)

(MB) R4240300-1 07/03/25 12:45

| Analyte | MB Result | MB Qualifier | MB MDL | MB RDL |
|-------------------------|-----------|--------------|--------|----------|
| | mg/l | | mg/l | mg/l |
| C10-C28 Diesel Range | U | | 0.0605 | 0.100 |
| C28-C36 Motor Oil Range | U | | 0.0772 | 0.100 |
| <i>(S) o-Terphenyl</i> | 79.5 | | | 52.0-156 |

Laboratory Control Sample (LCS) • Laboratory Control Sample Duplicate (LCSD)

(LCS) R4240300-2 07/03/25 13:05 • (LCSD) R4240300-3 07/03/25 13:25

| Analyte | Spike Amount | LCS Result | LCSD Result | LCS Rec. | LCSD Rec. | Rec. Limits | LCS Qualifier | LCSD Qualifier | RPD | RPD Limits |
|------------------------|--------------|------------|-------------|----------|-----------|-------------|---------------|----------------|------|------------|
| | mg/l | mg/l | mg/l | % | % | % | | | % | % |
| C10-C28 Diesel Range | 1.50 | 1.41 | 1.44 | 94.0 | 96.0 | 50.0-150 | | | 2.11 | 20 |
| <i>(S) o-Terphenyl</i> | | | | 85.0 | 86.0 | 52.0-156 | | | | |

- 1 Cp
- 2 Tc
- 3 Ss
- 4 Cn
- 5 Sr
- 6 Qc
- 7 Gl
- 8 Al
- 9 Sc

GLOSSARY OF TERMS

Guide to Reading and Understanding Your Laboratory Report

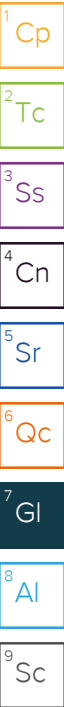
The information below is designed to better explain the various terms used in your report of analytical results from the Laboratory. This is not intended as a comprehensive explanation, and if you have additional questions please contact your project representative.

Results Disclaimer - Information that may be provided by the customer, and contained within this report, include Permit Limits, Project Name, Sample ID, Sample Matrix, Sample Preservation, Field Blanks, Field Spikes, Field Duplicates, On-Site Data, Sampling Collection Dates/Times, and Sampling Location. Results relate to the accuracy of this information provided, and as the samples are received.

Abbreviations and Definitions

| | |
|------------------------------|--|
| MDL | Method Detection Limit. |
| ND | Not detected at the Reporting Limit (or MDL where applicable). |
| RDL | Reported Detection Limit. |
| Rec. | Recovery. |
| RPD | Relative Percent Difference. |
| SDG | Sample Delivery Group. |
| (S) | Surrogate (Surrogate Standard) - Analytes added to every blank, sample, Laboratory Control Sample/Duplicate and Matrix Spike/Duplicate; used to evaluate analytical efficiency by measuring recovery. Surrogates are not expected to be detected in all environmental media. |
| U | Not detected at the Reporting Limit (or MDL where applicable). |
| Analyte | The name of the particular compound or analysis performed. Some Analyses and Methods will have multiple analytes reported. |
| Dilution | If the sample matrix contains an interfering material, the sample preparation volume or weight values differ from the standard, or if concentrations of analytes in the sample are higher than the highest limit of concentration that the laboratory can accurately report, the sample may be diluted for analysis. If a value different than 1 is used in this field, the result reported has already been corrected for this factor. |
| Limits | These are the target % recovery ranges or % difference value that the laboratory has historically determined as normal for the method and analyte being reported. Successful QC Sample analysis will target all analytes recovered or duplicated within these ranges. |
| Original Sample | The non-spiked sample in the prep batch used to determine the Relative Percent Difference (RPD) from a quality control sample. The Original Sample may not be included within the reported SDG. |
| Qualifier | This column provides a letter and/or number designation that corresponds to additional information concerning the result reported. If a Qualifier is present, a definition per Qualifier is provided within the Glossary and Definitions page and potentially a discussion of possible implications of the Qualifier in the Case Narrative if applicable. |
| Result | The actual analytical final result (corrected for any sample specific characteristics) reported for your sample. If there was no measurable result returned for a specific analyte, the result in this column may state "ND" (Not Detected) or "BDL" (Below Detectable Levels). The information in the results column should always be accompanied by either an MDL (Method Detection Limit) or RDL (Reporting Detection Limit) that defines the lowest value that the laboratory could detect or report for this analyte. |
| Uncertainty (Radiochemistry) | Confidence level of 2 sigma. |
| U (Radiochemistry) | Result + Error < MDA. |
| J (Radiochemistry) | Result < MDA; Result + Error > MDA. |
| Case Narrative (Cn) | A brief discussion about the included sample results, including a discussion of any non-conformances to protocol observed either at sample receipt by the laboratory from the field or during the analytical process. If present, there will be a section in the Case Narrative to discuss the meaning of any data qualifiers used in the report. |
| Quality Control Summary (Qc) | This section of the report includes the results of the laboratory quality control analyses required by procedure or analytical methods to assist in evaluating the validity of the results reported for your samples. These analyses are not being performed on your samples typically, but on laboratory generated material. |
| Sample Chain of Custody (Sc) | This is the document created in the field when your samples were initially collected. This is used to verify the time and date of collection, the person collecting the samples, and the analyses that the laboratory is requested to perform. This chain of custody also documents all persons (excluding commercial shippers) that have had control or possession of the samples from the time of collection until delivery to the laboratory for analysis. |
| Sample Results (Sr) | This section of your report will provide the results of all testing performed on your samples. These results are provided by sample ID and are separated by the analyses performed on each sample. The header line of each analysis section for each sample will provide the name and method number for the analysis reported. |
| Sample Summary (Ss) | This section of the Analytical Report defines the specific analyses performed for each sample ID, including the dates and times of preparation and/or analysis. |

| Qualifier | Description |
|-----------|---|
| C3 | The reported concentration is an estimate. The continuing calibration standard associated with this data responded low. Method sensitivity check is acceptable. |
| E | The analyte concentration exceeds the upper limit of the calibration range of the instrument established by the initial calibration (ICAL). |
| J | The identification of the analyte is acceptable; the reported value is an estimate. |
| J3 | The associated batch QC was outside the established quality control range for precision. |
| J5 | The sample matrix interfered with the ability to make any accurate determination; spike value is high. |
| J6 | The sample matrix interfered with the ability to make any accurate determination; spike value is low. |
| J7 | Surrogate recovery cannot be used for control limit evaluation due to dilution. |
| P1 | RPD value not applicable for sample concentrations less than 5 times the reporting limit. |



GLOSSARY OF TERMS

| Qualifier | Description |
|-----------|---|
| T8 | Sample(s) received past/too close to holding time expiration. |
| V | The sample concentration is too high to evaluate accurate spike recoveries. |

¹ Cp

² Tc

³ Ss

⁴ Cn

⁵ Sr

⁶ Qc

⁷ Gl

⁸ Al

⁹ Sc

ACCREDITATIONS & LOCATIONS

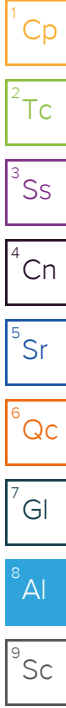
Pace Analytical National 12065 Lebanon Rd Mount Juliet, TN 37122

| | | | |
|-------------------------------|-------------|-----------------------------|------------------|
| Alabama | 40660 | Nebraska | NE-OS-15-05 |
| Alaska | 17-026 | Nevada | TN000032021-1 |
| Arizona | AZ0612 | New Hampshire | 2975 |
| Arkansas | 88-0469 | New Jersey–NELAP | TN002 |
| California | 2932 | New Mexico ¹ | TN00003 |
| Colorado | TN00003 | New York | 11742 |
| Connecticut | PH-0197 | North Carolina | Env375 |
| Florida | E87487 | North Carolina ¹ | DW21704 |
| Georgia | NELAP | North Carolina ³ | 41 |
| Georgia ¹ | 923 | North Dakota | R-140 |
| Idaho | TN00003 | Ohio–VAP | CL0069 |
| Illinois | 200008 | Oklahoma | 9915 |
| Indiana | C-TN-01 | Oregon | TN200002 |
| Iowa | 364 | Pennsylvania | 68-02979 |
| Kansas | E-10277 | Rhode Island | LA000356 |
| Kentucky ^{1,6} | KY90010 | South Carolina | 84004002 |
| Kentucky ² | 16 | South Dakota | n/a |
| Louisiana | AI30792 | Tennessee ^{1,4} | 2006 |
| Louisiana | LA018 | Texas | T104704245-20-18 |
| Maine | TN00003 | Texas ⁵ | LAB0152 |
| Maryland | 324 | Utah | TN000032021-11 |
| Massachusetts | M-TN003 | Vermont | VT2006 |
| Michigan | 9958 | Virginia | 110033 |
| Minnesota | 047-999-395 | Washington | C847 |
| Mississippi | TN00003 | West Virginia | 233 |
| Missouri | 340 | Wisconsin | 998093910 |
| Montana | CERT0086 | Wyoming | A2LA |
| A2LA – ISO 17025 | 1461.01 | AIHA-LAP,LLC EMLAP | 100789 |
| A2LA – ISO 17025 ⁵ | 1461.02 | DOD | 1461.01 |
| Canada | 1461.01 | USDA | P330-15-00234 |
| EPA–Crypto | TN00003 | | |

¹ Drinking Water ² Underground Storage Tanks ³ Aquatic Toxicity ⁴ Chemical/Microbiological ⁵ Mold ⁶ Wastewater n/a Accreditation not applicable

* Not all certifications held by the laboratory are applicable to the results reported in the attached report.


* Accreditation is only applicable to the test methods specified on each scope of accreditation held by Pace Analytical.



Company Name/Address:
 Scout Energy Partners
 100 Chevron Road
 Rangely, CO 81648

Billing Information:
 same as left.

Analysis / Container / Preservative

Chain of Custody Page 16 of 16

 PEOPLE ADVANCING SCIENCE

Report to:
 Spencer Jackson

Email To:
 Specncer.Jackson@scoutep.com

Project Description:
 Rangely Annual 909J TENORM

City/State Collected: CO
 Please Circle: PT MT CT ET

Phone:
 972-965-5580

Client Project #

Lab Project #

Collected by (print):
 M.Schlageter

Site/Facility ID #

P.O. #

Collected by (signature):


Rush? (Lab MUST Be Notified)
 Same Day Five Day
 Next Day 5 Day (Rad Only)
 Two Day 10 Day (Rad Only)
 Three Day

Quote #

Immediately Packed on Ice N Y

Date Results Needed

| Pres Chk | ALK,ALKCA,ALKBI 250mlHDPE-NoPres | Br,Cl,F,NO2,NO3,S04 250mlHDPE-NoPres | DRONMLVI 40mlAmb-NoPres | GRONP 40mlAmb HClI | Metals 250mlHDPE-HNO3 | NO2NO3,PT 250mlHDPE-H2SO4 | SPCON 250mlHDPE-NoPres | V8260BTEXNP 40mlAmb-NoPres | pH 125ml-NoPres |
|----------|----------------------------------|--------------------------------------|-------------------------|--------------------|-----------------------|---------------------------|------------------------|----------------------------|-----------------|
| X | X | X | X | X | X | X | X | X | X |

12065 Lebanon Rd Mount Juliet, TN 37122
 Phone: 615-758-5858 Alt: 800-767-5859
 Submitting a sample via this chain of custody constitutes acknowledgment and acceptance of the Pace Terms and Conditions found at: <https://info.pacelabs.com/hubs/pas-standard-terms.pdf>

SDG #
J153

Acctnum: SCOENERCO
 Template:
 Prelogin:
 PM: **L1873220**
 PB:

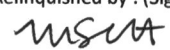
| Sample ID | Comp/Grab | Matrix* | Depth | Date | Time | No. of Cntrs |
|-------------------|-----------|---------|-------|------------|------|--------------|
| R-CS16-G-1-062425 | Grab | WW | - | 06-24-2025 | 1100 | 13 |

Shipped Via:
 Remarks Sample # (lab only)


* Matrix:
 SS - Soil AIR - Air F - Filter
 GW - Groundwater B - Bioassay
 WW - WasteWater
 DW - Drinking Water
 OT - Other

Remarks:
NO PRESERVATIVES IN VOAS
 PH - 10BDH2631
 TRC - 5090A93
 pH _____ Temp _____
 Flow _____ Other _____

Sample Receipt Checklist
 COC Seal Present/Intact: Y N
 COC Signed/Accurate: Y N
 Bottles arrive intact: Y N
 Correct bottles used: Y N
 Sufficient volume sent: Y N
 If Applicable
 VOA Zero Headspace: Y N
 Preservation Correct/Checked: Y N
 RAD Screen <0.5 mR/hr: Y N

Relinquished by: (Signature)



Date: 6-25-25
 Time: 1030

Received by: (Signature)


Trip Blank Received: Yes / No
 HCL / MeOH
 TBR

Relinquished by: (Signature)


Date: 6-25-25
 Time: 1200


Received by: (Signature)


Temp: °C
 Bottles Received: 13

If preservation required by Login: Date/Time

Relinquished by: (Signature)

Date:

Received for lab by: (Signature)


Date: 6/26/25
 Time: 845

Hold: Condition: NCF / OK