



Division of Environmental Testing

2115 N Scranton St Suite 3040A

Aurora, CO 80045

800-440-5184

June 23, 2025

1301 Academy St.
Fort Collins, CO 80525
800-288-2657
lglazier@cgrs.com

Project Manager : Lauren Glazier
Project Name : Impetro Resources 909J 2025
Project Number : N/A

Attached are the analytical results for Impetro Resources 909J 2025 N/A received by Elevation Diagnostics, Division of Environmental Testing on May 30, 2025. This is associated with Elevation's number AA23811 .

The results were analyzed under the guidelines of various methods. These methods are identified in the report as follows: "SW" is referring to the EPA's SW-846 Compendium; "EPA" is referring to 40 CFR part 136; "HACH" is referring to a method which was validated by HACH®; "SM" is referring to a revision of the Standard Methods For the Examination of Water and Wastewater; and "ASTM" is referring to the standard test method set forth by ASTM International.

The analytical results in this report apply specifically to the samples listed in the attached Chain of Custody. This report may only be duplicated in full.

Any deviations to sample integrity, method specifications, or Elevation Diagnostics's standard operating procedures are documented in the report below.

Please contact us for any questions or comments concerning the content of this report.

Thank you,

Elevation Diagnostics, Division of Environmental Testing



Chain of Custody Form


Elevation Diagnostics

2115 North Scranton Street Suite 3040A Aurora, CO 80045
800.440.5184

Client: CGRS
Address: 1301 Academy Ct
City/State/ZIP: Fort Collins, CO 80525
Phone: 315-657-4720
Project Contact: Lauren Glazier

Project Name: IMPETRO RESOURCES 909J 2025
Project Location: _____
Collector Name: _____

Sample ID	Sample Description	Date Sampled	Time Sampled	# of containers	Preservative				Matrix			Analysis Requested										Notes			
					HCl	HNO ₃	None	Other	Water	Soil	Other	pH, Conductivity	TDS, TSS, Alkalinity	Br, Cl, F, SO ₄ , P, NO ₃ , NO ₂	Sum of NO ₃ & NO ₂	Ca, Fe, Mg, Mn, K, Na, Ba, B, Se, Sr	BTEX - N	TPH (GRO, ORO, DRO)	Ra 226, Ra 228						
1	ALEXANDER	No sample		10	6	3	1		X			X	X	X	X	X	X	X	X	X	X	X	X	X	N-BTEX Includes- o-xylene, m+p-xylene, total xylenes, and Naphthalene 909J table 3-1 ECMC Facility ID:
2	BOBCAT 'D' UNIT	5-29	1:15	10	6	3	1		X			X	X	X	X	X	X	X	X	X	X	X	X	X	237910
3	FLESSNER #14 IJ	5-29-25	12:45	10	6	3	1		X			X	X	X	X	X	X	X	X	X	X	X	X	X	772371 159114
4																									
5																									
6																									
7																									
8																									
9																									
10																									

Relinquished By: <u>Lauren Glazier</u> Date/Time: <u>5-29-25 3:30</u>	Relinquished By: _____ Date/Time: _____	Relinquished By: _____ Date/Time: _____	Scan to Deliver Samples 
Lab Use Only Observed Temperature Upon Receipt: <u>11.1°C</u> Corrected Temperature Upon Receipt: <u>2.4°C</u> Thermometer #: <u>EDYEQ238</u> Correction Factor: <u>+1.3°C</u>	Samples Intact: <input checked="" type="checkbox"/> Yes <input type="checkbox"/> No pH Checked: <input checked="" type="checkbox"/> Yes <input type="checkbox"/> No pH Adjusted: <input checked="" type="checkbox"/> Yes <input type="checkbox"/> No Name/Lot Number of Adjustment: <u>HNO₃, 1124110</u>	2025-05-30-011 10+ 204624	

1 came with 2-1L poly unpres. + 1-1L poly preserved, had to preserve 1 for Radium on 6.2.2025

EFOR-008.002



Division of Environmental Testing

2115 N Scranton St Suite 3040A
 Aurora, CO 80045
 800-440-5184

Report Date : 6/23/2025

Report Time : 16:14

FINAL RESULTS REPORT

Project Manager: Lauren Glazier

Project Name: Impetro Resources 909J 2025

Project Number: N/A

Sample ID	Customer ID	Collected	Dilution	Result	Units	MDL	Method Ref.
Analyte Name		Analysis Start					Recovery
AA23811-1	BOBCAT 'D' UNIT	Collected : 05/29/2025	13:15				
Anions - Bromide		06/02/2025	00:00	10.00	24.59	mg/L	0.10 EPA 300.0
Anions - Chloride		06/02/2025	00:00	101.00	3032.64	mg/L	0.20 EPA 300.0
Anions - Fluoride		06/02/2025	00:00	10.00	<1.00 - RL1	mg/L	1.00 EPA 300.0
Anions - Nitrate		06/02/2025	00:00	10.00	<1.00 - RL1	mg/L	1.00 EPA 300.0
Anions - Nitrite		06/02/2025	00:00	10.00	<1.00 - RL1	mg/L	1.00 EPA 300.0
Anions - Sulfate		06/02/2025	00:00	10.00	<2.00 - RL1	mg/L	2.00 EPA 300.0
Bicarbonate Alkalinity		06/03/2025	09:32		1191.42	mg/L	SM 2320B
Carbonate Alkalinity		06/03/2025	09:34		0	mg/L	SM 2320B
Conductivity		06/02/2025	11:43		9780	µS/cm	20 EPA 9050A & 120.1
Nitrate as Nitrogen		06/02/2025	12:17	10.00	<0.23 - RL1		
Nitrate, Anions		06/02/2025	12:17	10.00	<1.00 - RL1		
Nitrite as Nitrogen		06/02/2025	12:17	10.00	<0.30 - RL1		
Nitrite, Anions		06/02/2025	12:17	10.00	<1.00 - RL1		
pH, Water Temperature		06/02/2025	14:34		23.40	°C	
pH, Water		06/02/2025	14:34		8.22 - H1	S.U.	0.01 EPA9040C, EPA150.1
Sum of Nitrate and Nitrite as Nitrogen		06/02/2025	12:17		<0.30		
Total Alkalinity		06/03/2025	09:27		1191.42	mg/L	SM 2320B
Total Dissolved Solids		06/06/2025	14:59		5692	mg/L	10.00 SM2540C, EPA160.1
Total Suspended Solids		06/04/2025	13:58		28	mg/L	4.00 SM2540D, EPA160.2
AA23811-2	BOBCAT 'D' UNIT	Collected : 05/29/2025	13:15				
Total Metals, Aqueous - Barium		06/08/2025	00:00	2.00	250.36	µg/L	0.283 EPA3010A&3005A
Total Metals, Aqueous - Boron		06/08/2025	00:00	10.00	3276.53	µg/L	10.000 EPA3010A&3005A
Total Metals, Aqueous - Calcium		06/08/2025	00:00	1,000.00	216661.83	µg/L	20.000 EPA3010A&3005A
Total Metals, Aqueous - Iron		06/08/2025	00:00	10.00	1083.02	µg/L	10.000 EPA3010A&3005A
Total Metals, Aqueous - Magnesium		06/08/2025	00:00	10.00	2087.39	µg/L	20.000 EPA3010A&3005A
Total Metals, Aqueous - Manganese		06/08/2025	00:00	2.00	30.10	µg/L	0.500 EPA3010A&3005A
Total Metals, Aqueous - Phosphorous		06/08/2025	00:00	2.00	<10.00	µg/L	10.000 EPA3010A&3005A
Total Metals, Aqueous - Potassium		06/08/2025	00:00	100.00	9192.72	µg/L	25.000 EPA3010A&3005A
Total Metals, Aqueous - Selenium		06/08/2025	00:00	2.00	Not Detected - RL1	µg/L	1.97 EPA3010A&3005A
Total Metals, Aqueous - Sodium		06/08/2025	00:00	10,000.00	2631260.81	µg/L	20.000 EPA3010A&3005A
Total Metals, Aqueous - Strontium		06/08/2025	00:00	10.00	1088.34	µg/L	0.250 EPA3010A&3005A
AA23811-3	BOBCAT 'D' UNIT	Collected : 05/29/2025	13:15				
DRO/ORO, Aqueous - DRO		06/10/2025	07:22		27.18	mg/L	0.613 EPA 8015D, TCEQ
DRO/ORO, Aqueous - ORO		06/10/2025	07:22		16.50	mg/L	12.264 EPA 8015D, TCEQ
Volatile Organic Compounds - Benzene		06/10/2025	13:37	25.00	1992.28	µg/L	1.00 EPA 8260d
Volatile Organic Compounds - Ethylbenzene		06/10/2025	13:37		181.42	µg/L	1.00 EPA 8260d
Volatile Organic Compounds - Gasoline Range Organics		06/10/2025	13:37		6620.77	µg/L	225.80 EPA 8260d
Volatile Organic Compounds - m&p-Xylene		06/10/2025	13:37	25.00	723.90	µg/L	1.81 EPA 8260d
Volatile Organic Compounds - Naphthalene		06/10/2025	13:37		99.51	µg/L	0.50 EPA 8260d
Volatile Organic Compounds - o-Xylene		06/10/2025	13:37	25.00	395.71	µg/L	0.99 EPA 8260d
Volatile Organic Compounds - Toluene		06/10/2025	13:37	25.00	2513.08	µg/L	1.00 EPA 8260d
Volatile Organic Compounds - Xylenes, total		06/10/2025	13:37	25.00	1119.61	µg/L	2.80 EPA 8260d
AA23811-4	BOBCAT 'D' UNIT	Collected : 05/29/2025	13:15				



Division of Environmental Testing

2115 N Scranton St Suite 3040A

Aurora, CO 80045

800-440-5184

Report Date : 6/23/2025

Report Time : 16:14

FINAL RESULTS REPORT

Project Manager: Lauren Glazier

Project Name: Impetro Resources 909J 2025

Project Number: N/A

Sample ID	Customer ID	Collected	Dilution	Result	Units	MDL	Method Ref.
Analyte Name	Analysis Start	Recovery					
Radium-226		06/23/2025 06:33		3.19 - l	pCi/L	1.00	EPA 903.1
Radium-228		06/23/2025 06:33		2.73 - l	pCi/L	3.00	EPA 904.0



Division of Environmental Testing

2115 N Scranton St Suite 3040A

Aurora, CO 80045

800-440-5184

Report Date : 6/23/2025

Report Time : 16:14

FINAL RESULTS REPORT

Project Manager: Lauren Glazier

Project Name: Impetro Resources 909J 2025

Project Number: N/A

QC Report

QC	Analyte	Result	Reporting Limit	Units	Spike Level	Source Result	%Rec	% REC Limits	RPD	RPD Limit
ALKALINITY-9080										
DUP	AA23796	558.99		mg CaCO3/L					0.73256	- 20
LCS	AA23872	42.84		mg CaCO3/L	40		107	80 - 120		
LCS	AA23873	1028.21		mg CaCO3/L	1000		103	80 - 120		
CONDUCTANCE_EPA-9083										
DUP	AA23796	5070	20	µS/cm					0.98135	-5 - 5
LCS	AA23875	10390	20	µS/cm	10003		104	80 - 115		
LCS	AA23876	10600	20	µS/cm	10003		106	80 - 115		
PH_W-9084										
DUP	AA23796	7.30	0.01	S.U.					<%MDL%	-5 - 5
LCS	AA23878	6.85	0.01	S.U.	6.86		99.9	95 - 105		
LCS	AA23879	6.88	0.01	S.U.	6.86		100	95 - 105		
TDS-9168										
MB	AA24171	Not Detected	10.00	mg/L						
LCS	AA24172	486	10	mg/L	500		97.2	85 - 115		
DUP	AA24173	486		mg/L					1.23	- 20
LCS	AA24173	492	10	mg/L	500		98.4	85 - 115		
TSS-9143										
MB	AA24081	Not Detected	4	mg/L						
LCS	AA24082	495		mg/L	500		99.0	85 - 115		
DUP	AA24083	495		mg/L					2.6612	- 20
LCS	AA24083	482		mg/L	500		96.4	85 - 115		



Division of Environmental Testing

2115 N Scranton St Suite 3040A

Aurora, CO 80045

800-440-5184

Report Date : 6/23/2025

Report Time : 16:14

FINAL RESULTS REPORT

Project Manager: Lauren Glazier

Project Name: Impetro Resources 909J 2025

Project Number: N/A

QC Report

QC	Analyte	Result	Reporting Limit	Units	Spike Level	Source Result	%Rec	% REC Limits	RPD	RPD Limit
ANIONS-9061										
AA23754										
Dup	Chloride	198.16		ppm		<20.20			6.71	- 15
Dup	Sulfate	262.03		ppm		88.13			4.85	- 15
Matrix Spike	Chloride	211.92		ppm	202	<20.20	105	80 - 120		
Matrix Spike	Sulfate	275.06		ppm	202	88.13	92.5	80 - 120		
AA23796										
Dup	Chloride	239.39		ppm		222.52			0.500	- 15
Dup	Sulfate	3529.58		ppm		2459.85			5.11	- 15
Matrix Spike	Chloride	240.59		ppm	20	222.52	90.4	80 - 120		
Matrix Spike	Sulfate	3353.59		ppm	1004	2459.85	89.0	80 - 120		
AA23807										
MB	Bromide	Not Detected		ppm						
MB	Chloride	Not Detected		ppm						
MB	Fluoride	Not Detected		ppm						
MB	Nitrate	Not Detected		ppm						
MB	Nitrite	Not Detected		ppm						
MB	Sulfate	Not Detected		ppm						
AA23808										
LCS	Bromide	2.12		ppm			106	90 - 110		
LCS	Chloride	2.04		ppm			102	90 - 110		
LCS	Fluoride	1.86		ppm			93.0	90 - 110		
LCS	Nitrate	2.03		ppm			102	90 - 110		
LCS	Nitrite	2.03		ppm			102	90 - 110		
LCS	Sulfate	1.89		ppm			94.5	90 - 110		
AA23809										
LCS	Bromide	2.14		ppm			107	90 - 110		
LCS	Chloride	2.08		ppm			104	90 - 110		
LCS	Fluoride	2.17		ppm			108	90 - 110		
LCS	Nitrate	2.06		ppm			103	90 - 110		
LCS	Nitrite	2.07		ppm			104	90 - 110		
LCS	Sulfate	2.04		ppm			102	90 - 110		
AA23813										
Dup	Nitrate	94.86		ppm		<5.00			5.03	- 15
Dup	Nitrite	94.10		ppm		<5.00			5.97	- 15
Matrix Spike	Nitrate	99.75		ppm	100	<5.00	99.8	80 - 120		
Matrix Spike	Nitrite	99.89		ppm	100	<5.00	99.9	80 - 120		
DRO_ORO_AQUEOUS-9217										
AA23812										
Matrix Spike	DRO	37.50		mg/L	35	6.68	88.1			
Matrix Spike	ORO	34.73		mg/L	35	<12.264	99.2			
MSD	DRO	38.79		mg/L		6.68			.38183248132	
MSD	ORO	37.00		mg/L		<12.264			.32929039453	
AA24303										
MB	DRO	Not Detected		mg/L						



Division of Environmental Testing

2115 N Scranton St Suite 3040A

Aurora, CO 80045

800-440-5184

Report Date : 6/23/2025

Report Time : 16:14

FINAL RESULTS REPORT

Project Manager: Lauren Glazier

Project Name: Impetro Resources 909J 2025

Project Number: N/A

QC Report

QC	Analyte	Result	Reporting Limit	Units	Spike Level	Source Result	%Rec	% REC Limits	RPD	RPD Limit
MB	ORO	Not Detected		mg/L						
AA24304										
LCS	DRO	37.43		mg/L			107	70 - 130		
LCS	ORO	34.36		mg/L			98.2	50 - 150		
AA24305										
LCS	DRO	38.31		mg/L			109	70 - 130		
LCS	ORO	36.13		mg/L			103	50 - 150		

METALS W-9150

AA24000										
Dup	Arsenic	114.31	0.000	µg/L		1.42			0.558	0 - 15
Dup	Phosphorous	203.06	0.000	µg/L		97.82			0.647	0 - 15
Matrix Spike	Arsenic	114.95	0.000	µg/L	100	1.42	113.5300	80 - 120		
Matrix Spike	Phosphorous	201.75	0.000	µg/L	100	97.82	103.9300	80 - 120		

AA24094										
MB	Aluminum	-5.39		µg/L						
MB	Antimony	0.00		µg/L						
MB	Arsenic	0.00		µg/L						
MB	Barium	-0.04		µg/L						
MB	Beryllium	0.02		µg/L						
MB	Boron	5.46		µg/L						
MB	Cadmium	0.00		µg/L						
MB	Calcium	0.08		µg/L						
MB	Chromium	-0.02		µg/L						
MB	Cobalt	0.00		µg/L						
MB	Copper	0.25		µg/L						
MB	Iron	-2.06		µg/L						
MB	Lead	0.02		µg/L						
MB	Magnesium	-2.32		µg/L						
MB	Manganese	0.04		µg/L						
MB	Mercury	-0.02		µg/L						
MB	Molybdenum	-0.03		µg/L						
MB	Nickel	0.00		µg/L						
MB	Phosphorous	-0.46		µg/L						
MB	Potassium	2.85		µg/L						
MB	Selenium	0.00		µg/L						
MB	Silver	0.00		µg/L						
MB	Sodium	4.51		µg/L						
MB	Strontium	0.01		µg/L						
MB	Thallium	-0.42		µg/L						
MB	Uranium	0.00		µg/L						
MB	Vanadium	-0.04		µg/L						
MB	Zinc	0.18		µg/L						

AA24096										
LCS	Aluminum	87.02	10.000	µg/L			96.7	80 - 120		
LCS	Antimony	95.31	0.050	µg/L			106	80 - 120		
LCS	Arsenic	95.78	0.100	µg/L			106	80 - 120		



Division of Environmental Testing

2115 N Scranton St Suite 3040A

Aurora, CO 80045

800-440-5184

Report Date : 6/23/2025

Report Time : 16:14

FINAL RESULTS REPORT

Project Manager: Lauren Glazier

Project Name: Impetro Resources 909J 2025

Project Number: N/A

QC Report

QC	Analyte	Result	Reporting Limit	Units	Spike Level	Source Result	%Rec	% REC Limits	RPD	RPD Limit
LCS	Barium	86.10	0.025	µg/L			95.7	80 - 120		
LCS	Beryllium	91.71	0.100	µg/L			102	80 - 120		
LCS	Boron	90.97	25.000	µg/L			101	80 - 120		
LCS	Cadmium	92.46	0.050	µg/L			103	80 - 120		
LCS	Calcium	907.92	25.000	µg/L			101	80 - 120		
LCS	Chromium	87.25	0.050	µg/L			96.9	80 - 120		
LCS	Cobalt	88.59	0.025	µg/L			98.4	80 - 120		
LCS	Copper	90.83	0.250	µg/L			101	80 - 120		
LCS	Iron	86.92	20.000	µg/L			96.6	80 - 120		
LCS	Lead	93.58	0.100	µg/L			104	80 - 120		
LCS	Magnesium	90.12	25.000	µg/L			100	80 - 120		
LCS	Manganese	102.60	0.050	µg/L			114	80 - 120		
LCS	Mercury	92.78	0.100	µg/L			103	80 - 120		
LCS	Molybdenum	87.14	0.250	µg/L			96.8	80 - 120		
LCS	Nickel	90.01	0.250	µg/L			100	80 - 120		
LCS	Phosphorous	93.11	10.000	µg/L			103	80 - 120		
LCS	Potassium	89.15	25.000	µg/L			99.1	80 - 120		
LCS	Selenium	88.97	1.000	µg/L			98.9	80 - 120		
LCS	Silver	99.51	0.025	µg/L			111	80 - 120		
LCS	Sodium	90.02	25.000	µg/L			100	80 - 120		
LCS	Strontium	91.22	0.025	µg/L			101	80 - 120		
LCS	Thallium	88.48	0.250	µg/L			98.3	80 - 120		
LCS	Uranium	96.55	0.025	µg/L			107	80 - 120		
LCS	Vanadium	92.08	0.100	µg/L			102	80 - 120		
LCS	Zinc	100.87	10.000	µg/L			112	80 - 120		

AA24097

LCS	Aluminum	103.75	10.000	µg/L			115	80 - 120		
LCS	Antimony	95.66	0.050	µg/L			106	80 - 120		
LCS	Arsenic	87.13	0.100	µg/L			96.8	80 - 120		
LCS	Barium	95.29	0.025	µg/L			106	80 - 120		
LCS	Beryllium	94.83	0.100	µg/L			105	80 - 120		
LCS	Boron	78.98	25.000	µg/L			87.8	80 - 120		
LCS	Cadmium	88.81	0.050	µg/L			98.7	80 - 120		
LCS	Calcium	922.30	25.000	µg/L			102	80 - 120		
LCS	Chromium	72.35	0.050	µg/L			80.4	80 - 120		
LCS	Cobalt	74.47	0.025	µg/L			82.7	80 - 120		
LCS	Copper	75.49	0.250	µg/L			83.9	80 - 120		
LCS	Iron	72.73	20.000	µg/L			80.8	80 - 120		
LCS	Lead	90.13	0.100	µg/L			100	80 - 120		
LCS	Magnesium	83.08	25.000	µg/L			92.3	80 - 120		
LCS	Manganese	83.98	0.050	µg/L			93.3	80 - 120		
LCS	Mercury	88.05	0.100	µg/L			97.8	80 - 120		
LCS	Molybdenum	82.10	0.250	µg/L			91.2	80 - 120		
LCS	Nickel	73.88	0.250	µg/L			82.1	80 - 120		
LCS	Phosphorous	72.03	10.000	µg/L			80.0	80 - 120		
LCS	Potassium	74.17	25.000	µg/L			82.4	80 - 120		
LCS	Selenium	83.75	1.000	µg/L			93.1	80 - 120		



Division of Environmental Testing

2115 N Scranton St Suite 3040A
 Aurora, CO 80045
 800-440-5184

Report Date : 6/23/2025

Report Time : 16:14

FINAL RESULTS REPORT

Project Manager: Lauren Glazier

Project Name: Impetro Resources 909J 2025

Project Number: N/A

QC Report

QC	Analyte	Result	Reporting Limit	Units	Spike Level	Source Result	%Rec	% REC Limits	RPD	RPD Limit
LCS	Silver	92.08	0.025	µg/L			102	80 - 120		
LCS	Sodium	100.90	25.000	µg/L			112	80 - 120		
LCS	Strontium	91.10	0.025	µg/L			101	80 - 120		
LCS	Thallium	88.39	0.250	µg/L			98.2	80 - 120		
LCS	Uranium	93.74	0.025	µg/L			104	80 - 120		
LCS	Vanadium	75.73	0.100	µg/L			84.1	80 - 120		
LCS	Zinc	84.53	10.000	µg/L			93.9	80 - 120		

VOC_8260_W-9209

AA24009

Dup	1,1,1-Trichloroethane	58.25		µg/L		Not Detected			4.69	-30
Dup	1,1,2,2-Tetrachloroethane	41.20		µg/L		<1.15			12.7	-30
Dup	1,1,2-Trichloroethane	41.31		µg/L		Not Detected			7.44	-30
Dup	1,1-Dichloroethene	35.69		µg/L					9.58	-30
Dup	1,2-Dichloroethane	49.56		µg/L		Not Detected			11.4	-30
Dup	1,2-Dichloropropane	46.14		µg/L		Not Detected			10.0	-30
Dup	Acrolein	46.00		µg/L		Not Detected			12.4	-30
Dup	Benzene	46.02		µg/L		Not Detected			12.2	-30
Dup	Bromoform	35.11		µg/L		Not Detected			11.0	-30
Dup	Bromomethane	37.98		µg/L					12.3	-30
Dup	Carbon tetrachloride	37.75		µg/L		Not Detected			6.16	-30
Dup	Chlorobenzene	45.28		µg/L		<1.00			10.3	-30
Dup	Chlorodibromomethane	39.64		µg/L		Not Detected			10.5	-30
Dup	Chloroform	49.48		µg/L		Not Detected			10.3	-30
Dup	Chloromethane	41.98		µg/L					2.35	-30
Dup	cis-1,2-Dichloroethene	57.12		µg/L					10.4	-30
Dup	cis-1,3-Dichloropropene	36.23		µg/L					9.82	-30
Dup	Ethylbenzene	44.25		µg/L		Not Detected			12.4	-30
Dup	m&p-Xylene	76.17		µg/L		<1.81			10.8	-30
Dup	o-Xylene	40.54		µg/L		<0.99			15.3	-30
Dup	Tetrachloroethylene	57.74		µg/L		Not Detected			11.4	-30
Dup	Toluene	45.17		µg/L		<1.00			11.7	-30
Dup	trans-1,2-Dichloroethene	37.90		µg/L					7.02	-30
Dup	trans-1,3-Dichloropropene	41.30		µg/L					9.85	-30
Dup	Trichloroethene	48.17		µg/L					15.5	-30
Dup	Vinyl chloride	41.85		µg/L		Not Detected			3.64	-30
Dup	Xylene, total	116.71		µg/L					12.4	-30
Matrix Spike	1,1,1-Trichloroethane	61.05		µg/L	50	Not Detected	122	70 - 130		
Matrix Spike	1,1,2,2-Tetrachloroethane	46.78		µg/L	50	<1.15	93.6	70 - 130		
Matrix Spike	1,1,2-Trichloroethane	44.50		µg/L	50	Not Detected	89.0	70 - 130		
Matrix Spike	1,1-Dichloroethene	39.28		µg/L						
Matrix Spike	1,2-Dichloroethane	55.53		µg/L	50	Not Detected	111	70 - 130		
Matrix Spike	1,2-Dichloropropane	51.01		µg/L	50	Not Detected	102	70 - 130		
Matrix Spike	Acrolein	52.10		µg/L	50	Not Detected	104	70 - 130		
Matrix Spike	Benzene	52.00		µg/L	50	Not Detected	104	70 - 130		
Matrix Spike	Bromoform	39.20		µg/L	50	Not Detected	78.4	70 - 130		
Matrix Spike	Bromomethane	42.96		µg/L						



Division of Environmental Testing

2115 N Scranton St Suite 3040A

Aurora, CO 80045

800-440-5184

Report Date : 6/23/2025

Report Time : 16:14

FINAL RESULTS REPORT

Project Manager: Lauren Glazier

Project Name: Impetro Resources 909J 2025

Project Number: N/A

QC Report

QC	Analyte	Result	Reporting Limit	Units	Spike Level	Source Result	%Rec	% REC Limits	RPD	RPD Limit
Matrix Spike	Carbon tetrachloride	40.15		µg/L	50	Not Detected	80.3	70 - 130		
Matrix Spike	Chlorobenzene	50.22		µg/L	50	<1.00	100	70 - 130		
Matrix Spike	Chlorodibromomethane	44.04		µg/L	50	Not Detected	88.1	70 - 130		
Matrix Spike	Chloroform	54.84		µg/L	50	Not Detected	110	70 - 130		
Matrix Spike	Chloromethane	42.98		µg/L						
Matrix Spike	cis-1,2-Dichloroethene	63.41		µg/L						
Matrix Spike	cis-1,3-Dichloropropene	39.97		µg/L						
Matrix Spike	Ethylbenzene	50.11		µg/L	50	Not Detected	100	70 - 130		
Matrix Spike	m&p-Xylene	84.90		µg/L	100	<1.81	84.9	70 - 130		
Matrix Spike	o-Xylene	47.27		µg/L	50	<0.99	94.5	70 - 130		
Matrix Spike	Tetrachloroethylene	64.69		µg/L	50	Not Detected	129	70 - 130		
Matrix Spike	Toluene	50.78		µg/L	50	<1.00	102	70 - 130		
Matrix Spike	trans-1,2-Dichloroethene	65.33		µg/L						
Matrix Spike	trans-1,3-Dichloropropene	46.58		µg/L						
Matrix Spike	Trichloroethene	56.26		µg/L						
Matrix Spike	Vinyl chloride	43.40		µg/L	50	Not Detected	86.8	70 - 130		
Matrix Spike	Xylene, total	132.17		µg/L						

AA24281

MB	1,1,1-Trichloroethane	Not Detected		µg/L						
MB	1,1,2,2-Tetrachloroethane	Not Detected		µg/L						
MB	1,1,2-Trichloroethane	Not Detected		µg/L						
MB	1,1-Dichloroethene	Not Detected		µg/L						
MB	1,2,4-Trimethylbenzene	<1.00		µg/L						
MB	1,2-Dichloroethane	Not Detected		µg/L						
MB	1,2-Dichloropropane	Not Detected		µg/L						
MB	1,3,5-Trimethylbenzene	Not Detected		µg/L						
MB	Acrolein	Not Detected		µg/L						
MB	Benzene	Not Detected		µg/L						
MB	Bromoform	Not Detected		µg/L						
MB	Bromomethane	<2.79		µg/L						
MB	Carbon tetrachloride	Not Detected		µg/L						
MB	Chlorobenzene	Not Detected		µg/L						
MB	Chlorodibromomethane	Not Detected		µg/L						
MB	Chloroform	<1.00		µg/L						
MB	Chloromethane	<2.63		µg/L						
MB	cis-1,2-Dichloroethene	Not Detected		µg/L						
MB	cis-1,3-Dichloropropene	Not Detected		µg/L						
MB	Dichloromethane	Not Detected		µg/L						
MB	Ethylbenzene	Not Detected		µg/L						
MB	Gasoline Range Organics	25.80		µg/L						
MB	m&p-Xylene	Not Detected		µg/L						
MB	Naphthalene	Not Detected		µg/L						
MB	o-Xylene	Not Detected		µg/L						
MB	Tetrachloroethylene	Not Detected		µg/L						
MB	Toluene	<1.00		µg/L						
MB	trans-1,2-Dichloroethene	Not Detected		µg/L						
MB	trans-1,3-Dichloropropene	Not Detected		µg/L						



Division of Environmental Testing

2115 N Scranton St Suite 3040A

Aurora, CO 80045

800-440-5184

Report Date : 6/23/2025

Report Time : 16:14

FINAL RESULTS REPORT

Project Manager: Lauren Glazier

Project Name: Impetro Resources 909J 2025

Project Number: N/A

QC Report

QC	Analyte	Result	Reporting Limit	Units	Spike Level	Source Result	%Rec	% REC Limits	RPD	RPD Limit
MB	Trichloroethene	Not Detected		µg/L						
MB	Vinyl chloride	Not Detected		µg/L						
MB	Xylene, total	Not Detected		µg/L						

AA24282

LCS	1,1,1-Trichloroethane	60.61		µg/L			121	70 - 130		
LCS	1,1,2,2-Tetrachloroethane	64.75		µg/L			110	70 - 130		
LCS	1,1,2-Trichloroethane	45.47		µg/L			90.9	70 - 130		
LCS	1,1-Dichloroethene	44.60		µg/L			89.2	70 - 130		
LCS	1,2,4-Trimethylbenzene	58.50		µg/L			117	70 - 130		
LCS	1,2-Dichloroethane	54.90		µg/L			110	70 - 130		
LCS	1,2-Dichloropropane	47.17		µg/L			94.3	70 - 130		
LCS	1,3,5-Trimethylbenzene	56.97		µg/L			114	70 - 130		
LCS	1,3-Dichloropropane									
LCS	Acrolein	57.80		µg/L			116	70 - 130		
LCS	Benzene	49.19		µg/L			98.4	70 - 130		
LCS	Bromoform	38.84		µg/L			77.7	70 - 130		
LCS	Bromomethane	60.71		µg/L			121	70 - 130		
LCS	Carbon tetrachloride	49.04		µg/L			98.1	70 - 130		
LCS	Chlorobenzene	53.98		µg/L			108	70 - 130		
LCS	Chlorodibromomethane	40.07		µg/L			80.1	70 - 130		
LCS	Chloroform	58.16		µg/L			116	70 - 130		
LCS	Chloromethane	39.31		µg/L			78.6	70 - 130		
LCS	cis-1,2-Dichloroethene	57.01		µg/L			114	70 - 130		
LCS	cis-1,3-Dichloropropene	44.59		µg/L			89.2	70 - 130		
LCS	Dichloromethane	36.81		µg/L			73.6	70 - 130		
LCS	Ethylbenzene	56.23		µg/L			112	70 - 130		
LCS	Gasoline Range Organics	209.71		µg/L			79.1			
LCS	m&p-Xylene	99.04		µg/L			99.0	70 - 130		
LCS	Naphthalene	35.63		µg/L			71.3	70 - 130		
LCS	o-Xylene	52.71		µg/L			105	70 - 130		
LCS	Tetrachloroethylene	62.10		µg/L			124	70 - 130		
LCS	Toluene	52.84		µg/L			106	70 - 130		
LCS	trans-1,2-Dichloroethene	36.80		µg/L			73.6	70 - 130		
LCS	trans-1,3-Dichloropropene	40.12		µg/L			98.2	70 - 130		
LCS	Trichloroethene	53.37		µg/L			107	70 - 130		
LCS	Vinyl chloride	49.63		µg/L			99.3	70 - 130		
LCS	Xylene, total	151.75		µg/L			101	70 - 130		

AA24283

LCS	1,1,1-Trichloroethane	64.71		µg/L			129	70 - 130		
LCS	1,1,2,2-Tetrachloroethane	66.17		µg/L			112	70 - 130		
LCS	1,1,2-Trichloroethane	48.19		µg/L			96.4	70 - 130		
LCS	1,1-Dichloroethene	44.93		µg/L			89.9	70 - 130		
LCS	1,2,4-Trimethylbenzene	58.72		µg/L			117	70 - 130		
LCS	1,2-Dichloroethane	58.32		µg/L			117	70 - 130		
LCS	1,2-Dichloropropane	50.23		µg/L			100	70 - 130		
LCS	1,3,5-Trimethylbenzene	57.27		µg/L			115	70 - 130		
LCS	Acrolein	59.96		µg/L			120	70 - 130		



Division of Environmental Testing

2115 N Scranton St Suite 3040A

Aurora, CO 80045

800-440-5184

Report Date : 6/23/2025

Report Time : 16:14

FINAL RESULTS REPORT

Project Manager: Lauren Glazier

Project Name: Impetro Resources 909J 2025

Project Number: N/A

QC Report

QC	Analyte	Result	Reporting Limit	Units	Spike Level	Source Result	%Rec	% REC Limits	RPD	RPD Limit
LCS	Benzene	53.59		µg/L			107	70 - 130		
LCS	Bromoform	42.69		µg/L			85.4	70 - 130		
LCS	Bromomethane	53.95		µg/L			108	70 - 130		
LCS	Carbon tetrachloride	56.59		µg/L			113	70 - 130		
LCS	Chlorobenzene	55.81		µg/L			112	70 - 130		
LCS	Chlorodibromomethane	44.17		µg/L			88.3	70 - 130		
LCS	Chloroform	62.99		µg/L			126	70 - 130		
LCS	Chloromethane	46.08		µg/L			92.2	70 - 130		
LCS	cis-1,2-Dichloroethene	62.09		µg/L			124	70 - 130		
LCS	cis-1,3-Dichloropropene	46.78		µg/L			93.6	70 - 130		
LCS	Dichloromethane	41.81		µg/L			83.6	70 - 130		
LCS	Ethylbenzene	58.93		µg/L			118	70 - 130		
LCS	Gasoline Range Organics	275.44		µg/L			81.7			
LCS	m&p-Xylene	102.66		µg/L			103	70 - 130		
LCS	Naphthalene	37.40		µg/L			74.8	70 - 130		
LCS	o-Xylene	53.78		µg/L			108	70 - 130		
LCS	Tetrachloroethylene	60.61		µg/L			121	70 - 130		
LCS	Toluene	55.28		µg/L			111	70 - 130		
LCS	trans-1,2-Dichloroethene	49.79		µg/L			79.6	70 - 130		
LCS	trans-1,3-Dichloropropene	56.14		µg/L			112	70 - 130		
LCS	Trichloroethene	56.31		µg/L			113	70 - 130		
LCS	Vinyl chloride	51.35		µg/L			103	70 - 130		
LCS	Xylene, total	156.44		µg/L			104	70 - 130		

Qualifier	Explanation
H1	Sample received outside of regulatory holding time.
H2	Sample analyzed outside of regulatory holding time due to a laboratory error.
P1	Sample received outside temperature requirements, 0-6°C.
P2	Sample received unpreserved.
P3	Broken or leaking sample container.
P4	Sample improperly collected
P5	Sample incorrectly preserved
B1	Blank failed high, indicating possible high bias in sample results.
B2	Blank failed low, indicating possible low bias in sample results.
MS	Matrix Spike / Matrix Spike Duplicate recovery and/or RPD limit exceeded, indicating potential matrix interference.
D1	Duplicate RPD limit exceeded due to low sample concentration.
D2	Duplicate RPD limit exceeded due to matrix interference.
S	Surrogate recovery failed, indicating potential matrix interference.
RL1	Reporting limits raised due to matrix interference.
RL2	Reporting limits raised due to limited sample.
U	Sample result less than method detection limit.
J	Sample result less than reporting limit but higher than method detection limit.
E	Electronic loss or corruption of data.
I	Subcontracted sample