
Re: PA Ops - State Antelope 31-34-16HNB (05-123-37404)

From Adam Conry <aconry@civiresources.com>

Date Wed 8/20/2025 8:44 PM

To Jacobson - DNR, Eric <eric.jacobson@state.co.us>

Cc Regulatory <regulatory@civiresources.com>; Matt Thome <mthome@civiresources.com>; Randy Williams <rwilliams@civiresources.com>; Dave Magruder <dmagruder@civiresources.com>; TJ Hanneman <thanneman@civiresources.com>

Yeah the 2000'-2200' will stay.
Thank you,

Adam Conry

303-883-3351

From: Adam Conry <aconry@civiresources.com>

Sent: Wednesday, August 20, 2025 6:34 PM

To: Jacobson - DNR, Eric <eric.jacobson@state.co.us>

Cc: Regulatory <regulatory@civiresources.com>; Matt Thome <mthome@civiresources.com>; Randy Williams <rwilliams@civiresources.com>; Dave Magruder <dmagruder@civiresources.com>; TJ Hanneman <thanneman@civiresources.com>

Subject: PA Ops - State Antelope 31-34-16HNB (05-123-37404)

Eric,

Current PA ops State Antelope 31-34-16HNB (05-123-37404)

- Ran Bridge plug + cement
- Finished running RBL
- Initial plan was to set plug at 2200-2000, and perf circ cement to surface in/out at 620'
- CBL shows good cement to 230'


Plan forward

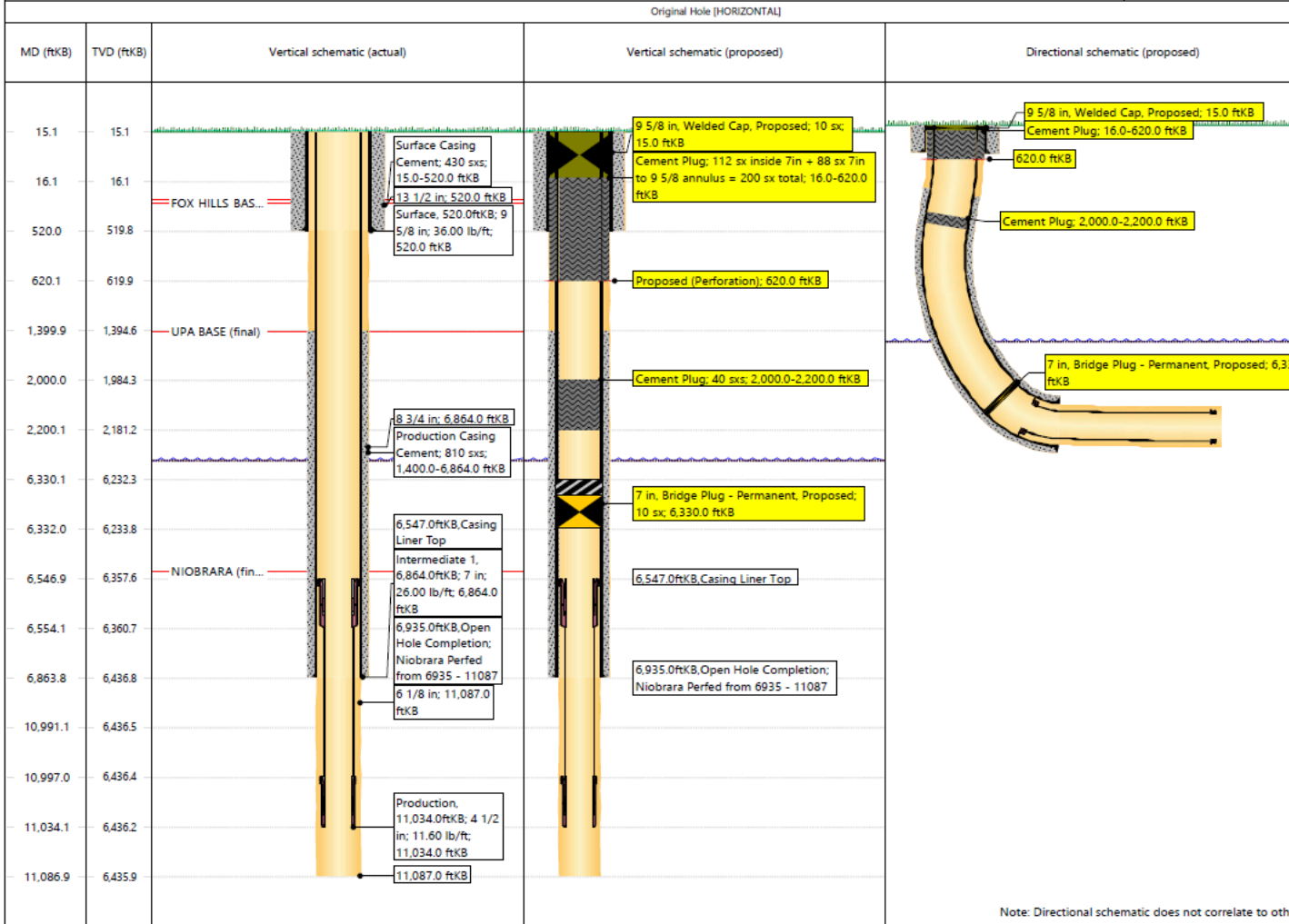
- Set plug inside 7" casing - 100' below surface shoe to surface (620' to surface inside 7")
- Place 10sx on 7" annulus

Original plan below, new CBL and approved form 6 attached.

Let me know if you have any concerns, thank you.

Adam

 PROPOSED HZ PA WBD (Vertical-Deviated Schematic)							Reference Wells			
Well Name STATE ANTELOPE 31-34-16HNB		API # 0512337404	Operator BONANZA CREEK ENERGY OPERATING		State COLORADO		County/Parish WELD		Type Water Well	Commer 202'
Quarter 1 NW		Quarter 2 NE		Section 16	Township 5	Township N/S Dir N	Range 62	Range EW Dir W	Type Fox Hills	Commer 255'
									Type UPA	Commer 1413'



Adam Conry

Production Engineer

(M) 303-883-3351

AConry@civiresources.com



Re: PA Ops - State Antelope 31-34-16HNB (05-123-37404)

From Jacobson - DNR, Eric <eric.jacobson@state.co.us>

Date Wed 8/20/2025 8:25 PM

To Adam Conry <aconry@civiresources.com>

Cc Regulatory <regulatory@civiresources.com>; Matt Thome <mthome@civiresources.com>; Randy Williams <rwilliams@civiresources.com>; Dave Magruder <dmagruder@civiresources.com>; TJ Hanneman <thanneman@civiresources.com>

Adam

We still need that plug at 2200' for the mid range plug. I am good with casing plug for the shoe plug rather than perforating.

Eric

Eric Jacobson
Engineer



COLORADO
Energy & Carbon Management
Commission
Department of Natural Resources

P 303-548-7396

1120 Lincoln Street, Suite 801, Denver, CO 80203

eric.jacobson@state.co.us | www.colorado.gov/ecmc

On Wed, Aug 20, 2025 at 6:37 PM Adam Conry <aconry@civiresources.com> wrote:

Eric,

Current PA ops State Antelope 31-34-16HNB (05-123-37404)

- Ran Bridge plug + cement
- Finished running RBL
- Initial plan was to set plug at 2200-2000, and perf circ cement to surface in/out at 620'
- CBL shows good cement to 230'

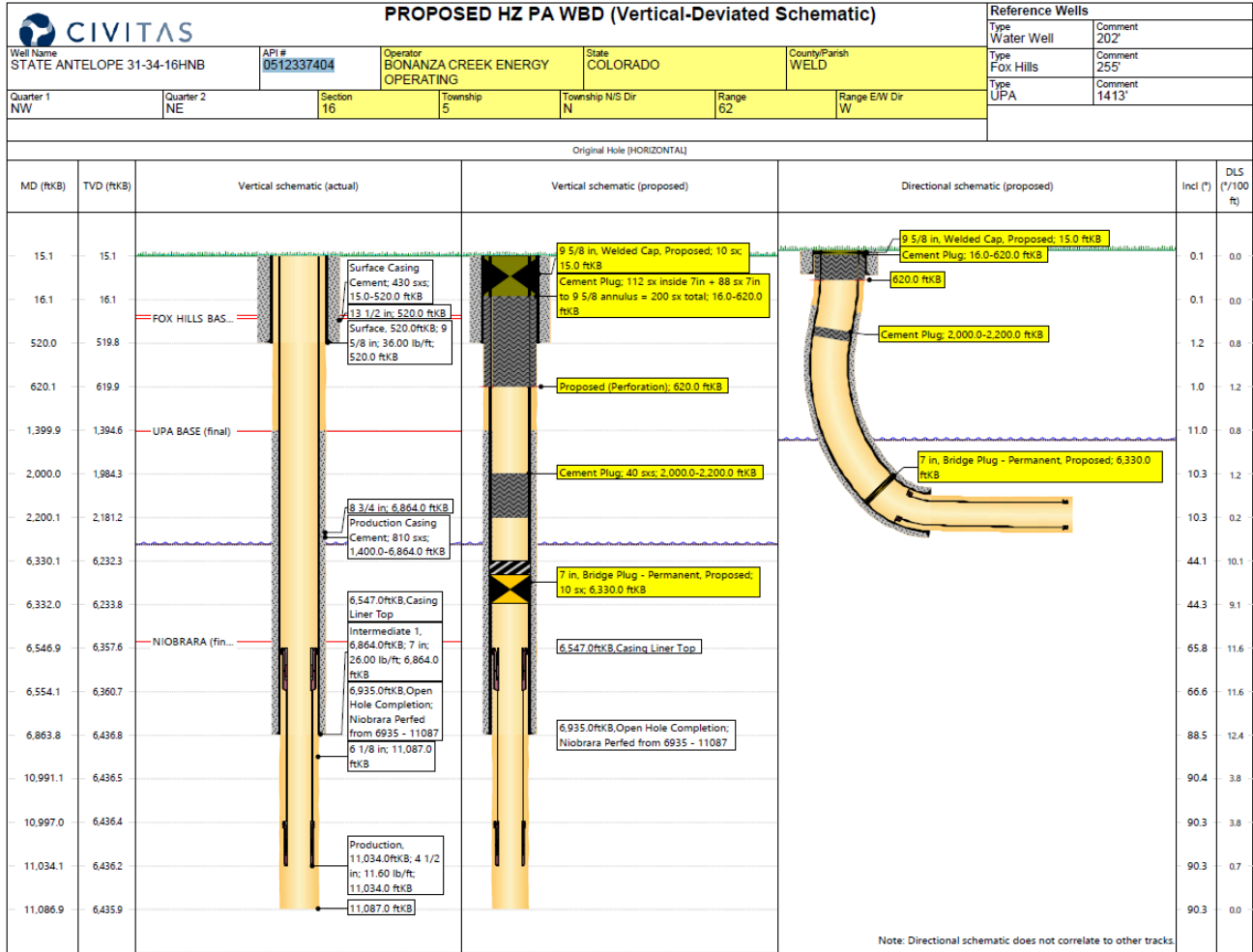
Plan forward

- Set plug inside 7" casing - 100' below surface shoe to surface(620' to surface inside 7")
- Place 10sx on 7" annulus

Original plan below, new CBL and approved form 6 attached.

Let me know if you have any concerns, thank you.

Adam



Adam Conry

Production Engineer

(M) 303-883-3351

AConry@civiresources.com

