

Chevron - CO

Sample Delivery Group: L1860850
Samples Received: 05/20/2025
Project Number:
Description: Chevron RBU/SATER USX CC 19-10

Report To: Dan Peterson
2115 117th Avenue
Greeley, CO 80631

Entire Report Reviewed By:



Chris Ward
Project Manager

Results relate only to the items tested or calibrated and are reported as rounded values. This test report shall not be reproduced, except in full, without written approval of the laboratory. Where applicable, sampling conducted by Pace Analytical National is performed per guidance provided in laboratory standard operating procedures ENV-SOP-MTJL-0067 and ENV-SOP-MTJL-0068. Where sampling conducted by the customer, results relate to the accuracy of the information provided, and as the samples are received.

Pace Analytical National

12065 Lebanon Rd Mount Juliet, TN 37122 615-758-5858 800-767-5859 mydata.pacelabs.com

TABLE OF CONTENTS

Cp: Cover Page	1
Tc: Table of Contents	2
Ss: Sample Summary	3
Cn: Case Narrative	5
Sr: Sample Results	6
26903-FL-01-SO-4-20250519 L1860850-01	6
26903-FL-02-SO-4-20250519 L1860850-02	8
26903-FL-03-SO-4-20250519 L1860850-03	10
26903-FL-04-SO-4-20250519 L1860850-04	12
Qc: Quality Control Summary	14
Wet Chemistry by Method 7199	14
Wet Chemistry by Method 9045D	16
Wet Chemistry by Method 9050AMod	17
Metals (ICP) by Method 6010B-NE493 Ch 2	18
Metals (ICPMS) by Method 6020	19
Volatile Organic Compounds (GC) by Method 8015D	20
Volatile Organic Compounds (GC/MS) by Method 8260D	21
Semi-Volatile Organic Compounds (GC) by Method 8015M	22
Semi Volatile Organic Compounds (GC/MS) by Method 8270E-SIM	23
Gl: Glossary of Terms	25
Al: Accreditations & Locations	26
Sc: Sample Chain of Custody	27

¹ Cp

² Tc

³ Ss

⁴ Cn

⁵ Sr

⁶ Qc

⁷ Gl

⁸ Al

⁹ Sc

SAMPLE SUMMARY

26903-FL-01-SO-4-20250519 L1860850-01

Collected by
Collected date/time
Received date/time

05/19/25 13:00 05/20/25 08:00

Method	Batch	Dilution	Preparation date/time	Analysis date/time	Analyst	Location
Calculated Results	WG2523060	1	05/28/25 18:38	05/28/25 18:38	RLS	Mt. Juliet, TN
Wet Chemistry by Method 7199	WG2522426	.973	05/24/25 11:00	05/27/25 19:17	ERP	Las Vegas, NV
Wet Chemistry by Method 9045D	WG2525633	1	05/28/25 16:42	05/28/25 16:50	RJP	Mt. Juliet, TN
Wet Chemistry by Method 9050AMod	WG2525639	1	05/28/25 22:46	05/29/25 00:05	KRB	Mt. Juliet, TN
Metals (ICP) by Method 6010B-NE493 Ch 2	WG2523077	1	05/27/25 19:18	05/28/25 12:57	JTM	Mt. Juliet, TN
Metals (ICPMS) by Method 6020	WG2520234	5	05/27/25 17:17	05/28/25 21:02	UNP	Mt. Juliet, TN
Volatile Organic Compounds (GC) by Method 8015D	WG2522707	1	05/21/25 15:31	05/24/25 21:04	NCD	Mt. Juliet, TN
Volatile Organic Compounds (GC/MS) by Method 8260D	WG2521363	1	05/21/25 15:31	05/22/25 21:18	DWR	Mt. Juliet, TN
Semi-Volatile Organic Compounds (GC) by Method 8015M	WG2524797	1	05/28/25 06:17	05/28/25 12:31	MAA	Mt. Juliet, TN
Semi Volatile Organic Compounds (GC/MS) by Method 8270E-SIM	WG2521167	1	05/26/25 05:34	05/26/25 12:45	KB	Mt. Juliet, TN

1 Cp

2 Tc

3 Ss

4 Cn

5 Sr

6 Qc

26903-FL-02-SO-4-20250519 L1860850-02

Collected by
Collected date/time
Received date/time

05/19/25 13:00 05/20/25 08:00

Method	Batch	Dilution	Preparation date/time	Analysis date/time	Analyst	Location
Calculated Results	WG2523060	1	05/28/25 18:41	05/28/25 18:41	RLS	Mt. Juliet, TN
Wet Chemistry by Method 7199	WG2522426	.992	05/24/25 11:00	05/27/25 19:28	ERP	Las Vegas, NV
Wet Chemistry by Method 9045D	WG2525633	1	05/28/25 16:42	05/28/25 16:50	RJP	Mt. Juliet, TN
Wet Chemistry by Method 9050AMod	WG2525639	1	05/28/25 22:46	05/29/25 00:05	KRB	Mt. Juliet, TN
Metals (ICP) by Method 6010B-NE493 Ch 2	WG2523077	1	05/27/25 19:18	05/28/25 12:59	JTM	Mt. Juliet, TN
Metals (ICPMS) by Method 6020	WG2520234	5	05/27/25 17:17	05/28/25 21:05	UNP	Mt. Juliet, TN
Volatile Organic Compounds (GC) by Method 8015D	WG2522707	1	05/21/25 15:31	05/24/25 21:24	NCD	Mt. Juliet, TN
Volatile Organic Compounds (GC/MS) by Method 8260D	WG2521363	1	05/21/25 15:31	05/22/25 21:37	DWR	Mt. Juliet, TN
Semi-Volatile Organic Compounds (GC) by Method 8015M	WG2524797	1	05/28/25 06:17	05/28/25 12:44	MAA	Mt. Juliet, TN
Semi Volatile Organic Compounds (GC/MS) by Method 8270E-SIM	WG2521167	1	05/26/25 05:34	05/26/25 13:03	KB	Mt. Juliet, TN

7 Gl

8 Al

9 Sc

26903-FL-03-SO-4-20250519 L1860850-03

Collected by
Collected date/time
Received date/time

05/19/25 13:10 05/20/25 08:00

Method	Batch	Dilution	Preparation date/time	Analysis date/time	Analyst	Location
Calculated Results	WG2523060	1	05/28/25 18:44	05/28/25 18:44	RLS	Mt. Juliet, TN
Wet Chemistry by Method 7199	WG2522426	.973	05/24/25 11:00	05/27/25 19:39	ERP	Las Vegas, NV
Wet Chemistry by Method 9045D	WG2525633	1	05/28/25 16:42	05/28/25 16:50	RJP	Mt. Juliet, TN
Wet Chemistry by Method 9050AMod	WG2525639	1	05/28/25 22:46	05/29/25 00:05	KRB	Mt. Juliet, TN
Metals (ICP) by Method 6010B-NE493 Ch 2	WG2523077	1	05/27/25 19:18	05/28/25 13:01	JTM	Mt. Juliet, TN
Metals (ICPMS) by Method 6020	WG2520234	5	05/27/25 17:17	05/28/25 21:08	UNP	Mt. Juliet, TN
Volatile Organic Compounds (GC) by Method 8015D	WG2522707	1	05/21/25 15:31	05/24/25 21:57	NCD	Mt. Juliet, TN
Volatile Organic Compounds (GC/MS) by Method 8260D	WG2521363	1	05/21/25 15:31	05/22/25 21:57	DWR	Mt. Juliet, TN
Semi-Volatile Organic Compounds (GC) by Method 8015M	WG2524797	1	05/28/25 06:17	05/28/25 13:00	MAA	Mt. Juliet, TN
Semi Volatile Organic Compounds (GC/MS) by Method 8270E-SIM	WG2521167	1	05/26/25 05:34	05/26/25 13:20	KB	Mt. Juliet, TN

26903-FL-04-SO-4-20250519 L1860850-04

Collected by
Collected date/time
Received date/time

05/19/25 13:20 05/20/25 08:00

Method	Batch	Dilution	Preparation date/time	Analysis date/time	Analyst	Location
Calculated Results	WG2523060	1	05/28/25 18:47	05/28/25 18:47	RLS	Mt. Juliet, TN
Wet Chemistry by Method 7199	WG2522426	.992	05/24/25 11:00	05/27/25 19:50	ERP	Las Vegas, NV
Wet Chemistry by Method 9045D	WG2525633	1	05/28/25 16:42	05/28/25 16:50	RJP	Mt. Juliet, TN
Wet Chemistry by Method 9050AMod	WG2525639	1	05/28/25 22:46	05/29/25 00:05	KRB	Mt. Juliet, TN
Metals (ICP) by Method 6010B-NE493 Ch 2	WG2523077	1	05/27/25 19:18	05/28/25 13:02	JTM	Mt. Juliet, TN
Metals (ICPMS) by Method 6020	WG2520234	5	05/27/25 17:17	05/28/25 21:11	UNP	Mt. Juliet, TN
Volatile Organic Compounds (GC) by Method 8015D	WG2522707	1	05/21/25 15:31	05/24/25 22:17	NCD	Mt. Juliet, TN
Volatile Organic Compounds (GC/MS) by Method 8260D	WG2521363	1	05/21/25 15:31	05/22/25 22:17	DWR	Mt. Juliet, TN

SAMPLE SUMMARY

26903-FL-04-SO-4-20250519 L1860850-04

Collected by: _____ Collected date/time: 05/19/25 13:20 Received date/time: 05/20/25 08:00

Method	Batch	Dilution	Preparation date/time	Analysis date/time	Analyst	Location
Semi-Volatile Organic Compounds (GC) by Method 8015M	WG2524797	1	05/28/25 06:17	05/28/25 13:00	MAA	Mt. Juliet, TN
Semi Volatile Organic Compounds (GC/MS) by Method 8270E-SIM	WG2521167	1	05/26/25 05:34	05/26/25 13:38	KB	Mt. Juliet, TN

- ¹Cp
- ²Tc
- ³Ss
- ⁴Cn
- ⁵Sr
- ⁶Qc
- ⁷Gl
- ⁸Al
- ⁹Sc

CASE NARRATIVE

All sample aliquots were received at the correct temperature, in the proper containers, with the appropriate preservatives, and within method specified holding times, unless qualified or notated within the report. Where applicable, all MDL (LOD) and RDL (LOQ) values reported for environmental samples have been corrected for the dilution factor used in the analysis. All Method and Batch Quality Control are within established criteria except where addressed in this case narrative, a non-conformance form or properly qualified within the sample results. By my digital signature below, I affirm to the best of my knowledge, all problems/anomalies observed by the laboratory as having the potential to affect the quality of the data have been identified by the laboratory, and no information or data have been knowingly withheld that would affect the quality of the data.



Chris Ward
Project Manager

- ¹ Cp
- ² Tc
- ³ Ss
- ⁴ Cn
- ⁵ Sr
- ⁶ Qc
- ⁷ Gl
- ⁸ Al
- ⁹ Sc

Calculated Results

Analyte	Result	Qualifier	Dilution	Analysis date / time	Batch
Sodium Adsorption Ratio	0.168		1	05/28/2025 18:38	WG2523060

Wet Chemistry by Method 7199

Analyte	Result	Qualifier	RDL	Dilution	Analysis date / time	Batch
Hexavalent Chromium	ND		0.195	.973	05/27/2025 19:17	WG2522426

Wet Chemistry by Method 9045D

Analyte	Result	Qualifier	Dilution	Analysis date / time	Batch
pH	8.53		1	05/28/2025 16:50	WG2525633

Sample Narrative:

L1860850-01 WG2525633: 8.53 at 22.8C

Wet Chemistry by Method 9050AMod

Analyte	Result	Units	Qualifier	RDL	Dilution	Analysis date / time	Batch
Specific Conductance	0.157	mmhos/cm		0.0100	1	05/29/2025 00:05	WG2525639

Sample Narrative:

L1860850-01 WG2525639: at 25C

Metals (ICP) by Method 6010B-NE493 Ch 2

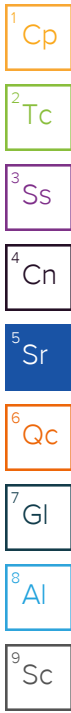
Analyte	Result	Qualifier	RDL	Dilution	Analysis date / time	Batch
Hot Water Sol. Boron	ND		0.200	1	05/28/2025 12:57	WG2523077

Metals (ICPMS) by Method 6020

Analyte	Result	Qualifier	RDL	Dilution	Analysis date / time	Batch
Arsenic	0.955		0.100	5	05/28/2025 21:02	WG2520234
Barium	80.0		10.0	5	05/28/2025 21:02	WG2520234
Cadmium	ND		0.100	5	05/28/2025 21:02	WG2520234
Copper	ND		10.0	5	05/28/2025 21:02	WG2520234
Lead	ND		10.0	5	05/28/2025 21:02	WG2520234
Nickel	ND		10.0	5	05/28/2025 21:02	WG2520234
Selenium	ND		0.100	5	05/28/2025 21:02	WG2520234
Silver	ND		0.500	5	05/28/2025 21:02	WG2520234
Zinc	ND		50.0	5	05/28/2025 21:02	WG2520234

Volatile Organic Compounds (GC) by Method 8015D

Analyte	Result	Qualifier	RDL	Dilution	Analysis date / time	Batch
TPH (GC/FID) Low Fraction	ND		0.100	1	05/24/2025 21:04	WG2522707
(S) a, a, a-Trifluorotoluene(FID)	90.1		77.0-120		05/24/2025 21:04	WG2522707



Volatile Organic Compounds (GC/MS) by Method 8260D

Analyte	Result mg/kg	Qualifier	RDL mg/kg	Dilution	Analysis date / time	Batch
Benzene	ND		0.00200	1	05/22/2025 21:18	WG2521363
Ethylbenzene	ND		0.0100	1	05/22/2025 21:18	WG2521363
Toluene	ND		0.0100	1	05/22/2025 21:18	WG2521363
1,2,4-Trimethylbenzene	ND		0.00500	1	05/22/2025 21:18	WG2521363
1,3,5-Trimethylbenzene	ND		0.00500	1	05/22/2025 21:18	WG2521363
Xylenes, Total	ND		0.100	1	05/22/2025 21:18	WG2521363
(S) Toluene-d8	97.9		75.0-131		05/22/2025 21:18	WG2521363
(S) 4-Bromofluorobenzene	98.5		67.0-138		05/22/2025 21:18	WG2521363
(S) 1,2-Dichloroethane-d4	102		70.0-130		05/22/2025 21:18	WG2521363

Semi-Volatile Organic Compounds (GC) by Method 8015M

Analyte	Result mg/kg	Qualifier	RDL mg/kg	Dilution	Analysis date / time	Batch
C10-C28 Diesel Range	ND		4.00	1	05/28/2025 12:31	WG2524797
C28-C36 Motor Oil Range	ND		4.00	1	05/28/2025 12:31	WG2524797
(S) o-Terphenyl	65.6		18.0-148		05/28/2025 12:31	WG2524797

Semi Volatile Organic Compounds (GC/MS) by Method 8270E-SIM

Analyte	Result mg/kg	Qualifier	RDL mg/kg	Dilution	Analysis date / time	Batch
Anthracene	ND		0.0330	1	05/26/2025 12:45	WG2521167
Acenaphthene	ND		0.0330	1	05/26/2025 12:45	WG2521167
Acenaphthylene	ND		0.0330	1	05/26/2025 12:45	WG2521167
Benzo(a)anthracene	ND		0.00600	1	05/26/2025 12:45	WG2521167
Benzo(a)pyrene	ND		0.0330	1	05/26/2025 12:45	WG2521167
Benzo(b)fluoranthene	ND		0.0330	1	05/26/2025 12:45	WG2521167
Benzo(g,h,i)perylene	ND		0.0330	1	05/26/2025 12:45	WG2521167
Benzo(k)fluoranthene	ND		0.0330	1	05/26/2025 12:45	WG2521167
Chrysene	ND		0.0330	1	05/26/2025 12:45	WG2521167
Dibenz(a,h)anthracene	ND		0.0330	1	05/26/2025 12:45	WG2521167
Fluoranthene	ND		0.0330	1	05/26/2025 12:45	WG2521167
Fluorene	ND		0.0330	1	05/26/2025 12:45	WG2521167
Indeno(1,2,3-cd)pyrene	ND		0.0330	1	05/26/2025 12:45	WG2521167
Naphthalene	ND		0.00300	1	05/26/2025 12:45	WG2521167
Phenanthrene	ND		0.0330	1	05/26/2025 12:45	WG2521167
Pyrene	ND		0.0330	1	05/26/2025 12:45	WG2521167
1-Methylnaphthalene	ND		0.00300	1	05/26/2025 12:45	WG2521167
2-Methylnaphthalene	ND		0.0120	1	05/26/2025 12:45	WG2521167
(S) p-Terphenyl-d14	77.5		23.0-120		05/26/2025 12:45	WG2521167
(S) Nitrobenzene-d5	70.6		14.0-149		05/26/2025 12:45	WG2521167
(S) 2-Fluorobiphenyl	78.9		34.0-125		05/26/2025 12:45	WG2521167

1 Cp

2 Tc

3 Ss

4 Cn

5 Sr

6 Qc

7 Gl

8 Al

9 Sc

Calculated Results

Analyte	Result	Qualifier	Dilution	Analysis date / time	Batch
Sodium Adsorption Ratio	0.0900		1	05/28/2025 18:41	WG2523060

Wet Chemistry by Method 7199

Analyte	Result mg/kg	Qualifier	RDL mg/kg	Dilution	Analysis date / time	Batch
Hexavalent Chromium	ND		0.198	.992	05/27/2025 19:28	WG2522426

Wet Chemistry by Method 9045D

Analyte	Result su	Qualifier	Dilution	Analysis date / time	Batch
pH	8.95		1	05/28/2025 16:50	WG2525633

Sample Narrative:

L1860850-02 WG2525633: 8.95 at 22.2C

Wet Chemistry by Method 9050AMod

Analyte	Result	Units	Qualifier	RDL	Dilution	Analysis date / time	Batch
Specific Conductance	0.0933	mmhos/cm		0.0100	1	05/29/2025 00:05	WG2525639

Sample Narrative:

L1860850-02 WG2525639: at 25C

Metals (ICP) by Method 6010B-NE493 Ch 2

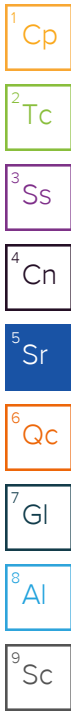
Analyte	Result mg/l	Qualifier	RDL mg/l	Dilution	Analysis date / time	Batch
Hot Water Sol. Boron	ND		0.200	1	05/28/2025 12:59	WG2523077

Metals (ICPMS) by Method 6020

Analyte	Result mg/kg	Qualifier	RDL mg/kg	Dilution	Analysis date / time	Batch
Arsenic	0.859		0.100	5	05/28/2025 21:05	WG2520234
Barium	54.1		10.0	5	05/28/2025 21:05	WG2520234
Cadmium	ND		0.100	5	05/28/2025 21:05	WG2520234
Copper	ND		10.0	5	05/28/2025 21:05	WG2520234
Lead	ND		10.0	5	05/28/2025 21:05	WG2520234
Nickel	ND		10.0	5	05/28/2025 21:05	WG2520234
Selenium	ND		0.100	5	05/28/2025 21:05	WG2520234
Silver	ND		0.500	5	05/28/2025 21:05	WG2520234
Zinc	ND		50.0	5	05/28/2025 21:05	WG2520234

Volatile Organic Compounds (GC) by Method 8015D

Analyte	Result mg/kg	Qualifier	RDL mg/kg	Dilution	Analysis date / time	Batch
TPH (GC/FID) Low Fraction	ND		0.100	1	05/24/2025 21:24	WG2522707
(S) a, a, a-Trifluorotoluene(FID)	94.0		77.0-120		05/24/2025 21:24	WG2522707



Volatile Organic Compounds (GC/MS) by Method 8260D

Analyte	Result mg/kg	Qualifier	RDL mg/kg	Dilution	Analysis date / time	Batch
Benzene	ND		0.00200	1	05/22/2025 21:37	WG2521363
Ethylbenzene	ND		0.0100	1	05/22/2025 21:37	WG2521363
Toluene	ND		0.0100	1	05/22/2025 21:37	WG2521363
1,2,4-Trimethylbenzene	ND		0.00500	1	05/22/2025 21:37	WG2521363
1,3,5-Trimethylbenzene	ND		0.00500	1	05/22/2025 21:37	WG2521363
Xylenes, Total	ND		0.100	1	05/22/2025 21:37	WG2521363
(S) Toluene-d8	98.3		75.0-131		05/22/2025 21:37	WG2521363
(S) 4-Bromofluorobenzene	98.4		67.0-138		05/22/2025 21:37	WG2521363
(S) 1,2-Dichloroethane-d4	104		70.0-130		05/22/2025 21:37	WG2521363

Semi-Volatile Organic Compounds (GC) by Method 8015M

Analyte	Result mg/kg	Qualifier	RDL mg/kg	Dilution	Analysis date / time	Batch
C10-C28 Diesel Range	ND		4.00	1	05/28/2025 12:44	WG2524797
C28-C36 Motor Oil Range	ND		4.00	1	05/28/2025 12:44	WG2524797
(S) o-Terphenyl	65.5		18.0-148		05/28/2025 12:44	WG2524797

Semi Volatile Organic Compounds (GC/MS) by Method 8270E-SIM

Analyte	Result mg/kg	Qualifier	RDL mg/kg	Dilution	Analysis date / time	Batch
Anthracene	ND		0.0330	1	05/26/2025 13:03	WG2521167
Acenaphthene	ND		0.0330	1	05/26/2025 13:03	WG2521167
Acenaphthylene	ND		0.0330	1	05/26/2025 13:03	WG2521167
Benzo(a)anthracene	ND		0.00600	1	05/26/2025 13:03	WG2521167
Benzo(a)pyrene	ND		0.0330	1	05/26/2025 13:03	WG2521167
Benzo(b)fluoranthene	ND		0.0330	1	05/26/2025 13:03	WG2521167
Benzo(g,h,i)perylene	ND		0.0330	1	05/26/2025 13:03	WG2521167
Benzo(k)fluoranthene	ND		0.0330	1	05/26/2025 13:03	WG2521167
Chrysene	ND		0.0330	1	05/26/2025 13:03	WG2521167
Dibenz(a,h)anthracene	ND		0.0330	1	05/26/2025 13:03	WG2521167
Fluoranthene	ND		0.0330	1	05/26/2025 13:03	WG2521167
Fluorene	ND		0.0330	1	05/26/2025 13:03	WG2521167
Indeno(1,2,3-cd)pyrene	ND		0.0330	1	05/26/2025 13:03	WG2521167
Naphthalene	ND		0.00300	1	05/26/2025 13:03	WG2521167
Phenanthrene	ND		0.0330	1	05/26/2025 13:03	WG2521167
Pyrene	ND		0.0330	1	05/26/2025 13:03	WG2521167
1-Methylnaphthalene	ND		0.00300	1	05/26/2025 13:03	WG2521167
2-Methylnaphthalene	ND		0.0120	1	05/26/2025 13:03	WG2521167
(S) p-Terphenyl-d14	84.6		23.0-120		05/26/2025 13:03	WG2521167
(S) Nitrobenzene-d5	77.8		14.0-149		05/26/2025 13:03	WG2521167
(S) 2-Fluorobiphenyl	86.0		34.0-125		05/26/2025 13:03	WG2521167

1 Cp

2 Tc

3 Ss

4 Cn

5 Sr

6 Qc

7 Gl

8 Al

9 Sc

Calculated Results

Analyte	Result	Qualifier	Dilution	Analysis date / time	Batch
Sodium Adsorption Ratio	0.110		1	05/28/2025 18:44	WG2523060

Wet Chemistry by Method 7199

Analyte	Result	Qualifier	RDL	Dilution	Analysis date / time	Batch
Hexavalent Chromium	ND		0.195	.973	05/27/2025 19:39	WG2522426

Wet Chemistry by Method 9045D

Analyte	Result	Qualifier	Dilution	Analysis date / time	Batch
pH	8.34		1	05/28/2025 16:50	WG2525633

Sample Narrative:

L1860850-03 WG2525633: 8.34 at 22.5C

Wet Chemistry by Method 9050AMod

Analyte	Result	Units	Qualifier	RDL	Dilution	Analysis date / time	Batch
Specific Conductance	0.191	mmhos/cm		0.0100	1	05/29/2025 00:05	WG2525639

Sample Narrative:

L1860850-03 WG2525639: at 25C

Metals (ICP) by Method 6010B-NE493 Ch 2

Analyte	Result	Qualifier	RDL	Dilution	Analysis date / time	Batch
Hot Water Sol. Boron	ND		0.200	1	05/28/2025 13:01	WG2523077

Metals (ICPMS) by Method 6020

Analyte	Result	Qualifier	RDL	Dilution	Analysis date / time	Batch
Arsenic	1.21		0.100	5	05/28/2025 21:08	WG2520234
Barium	69.4		10.0	5	05/28/2025 21:08	WG2520234
Cadmium	ND		0.100	5	05/28/2025 21:08	WG2520234
Copper	ND		10.0	5	05/28/2025 21:08	WG2520234
Lead	ND		10.0	5	05/28/2025 21:08	WG2520234
Nickel	ND		10.0	5	05/28/2025 21:08	WG2520234
Selenium	ND		0.100	5	05/28/2025 21:08	WG2520234
Silver	ND		0.500	5	05/28/2025 21:08	WG2520234
Zinc	ND		50.0	5	05/28/2025 21:08	WG2520234

Volatile Organic Compounds (GC) by Method 8015D

Analyte	Result	Qualifier	RDL	Dilution	Analysis date / time	Batch
TPH (GC/FID) Low Fraction	ND		0.100	1	05/24/2025 21:57	WG2522707
(S) a, a, a-Trifluorotoluene(FID)	93.4		77.0-120		05/24/2025 21:57	WG2522707



Volatile Organic Compounds (GC/MS) by Method 8260D

Analyte	Result mg/kg	Qualifier	RDL mg/kg	Dilution	Analysis date / time	Batch
Benzene	ND		0.00200	1	05/22/2025 21:57	WG2521363
Ethylbenzene	ND		0.0100	1	05/22/2025 21:57	WG2521363
Toluene	ND		0.0100	1	05/22/2025 21:57	WG2521363
1,2,4-Trimethylbenzene	ND		0.00500	1	05/22/2025 21:57	WG2521363
1,3,5-Trimethylbenzene	ND		0.00500	1	05/22/2025 21:57	WG2521363
Xylenes, Total	ND		0.100	1	05/22/2025 21:57	WG2521363
(S) Toluene-d8	99.2		75.0-131		05/22/2025 21:57	WG2521363
(S) 4-Bromofluorobenzene	97.1		67.0-138		05/22/2025 21:57	WG2521363
(S) 1,2-Dichloroethane-d4	102		70.0-130		05/22/2025 21:57	WG2521363

Semi-Volatile Organic Compounds (GC) by Method 8015M

Analyte	Result mg/kg	Qualifier	RDL mg/kg	Dilution	Analysis date / time	Batch
C10-C28 Diesel Range	ND		4.00	1	05/28/2025 13:00	WG2524797
C28-C36 Motor Oil Range	14.7		4.00	1	05/28/2025 13:00	WG2524797
(S) o-Terphenyl	63.5		18.0-148		05/28/2025 13:00	WG2524797

Semi Volatile Organic Compounds (GC/MS) by Method 8270E-SIM

Analyte	Result mg/kg	Qualifier	RDL mg/kg	Dilution	Analysis date / time	Batch
Anthracene	ND		0.0330	1	05/26/2025 13:20	WG2521167
Acenaphthene	ND		0.0330	1	05/26/2025 13:20	WG2521167
Acenaphthylene	ND		0.0330	1	05/26/2025 13:20	WG2521167
Benzo(a)anthracene	ND		0.00600	1	05/26/2025 13:20	WG2521167
Benzo(a)pyrene	ND		0.0330	1	05/26/2025 13:20	WG2521167
Benzo(b)fluoranthene	ND		0.0330	1	05/26/2025 13:20	WG2521167
Benzo(g,h,i)perylene	ND		0.0330	1	05/26/2025 13:20	WG2521167
Benzo(k)fluoranthene	ND		0.0330	1	05/26/2025 13:20	WG2521167
Chrysene	ND		0.0330	1	05/26/2025 13:20	WG2521167
Dibenz(a,h)anthracene	ND		0.0330	1	05/26/2025 13:20	WG2521167
Fluoranthene	ND		0.0330	1	05/26/2025 13:20	WG2521167
Fluorene	ND		0.0330	1	05/26/2025 13:20	WG2521167
Indeno(1,2,3-cd)pyrene	ND		0.0330	1	05/26/2025 13:20	WG2521167
Naphthalene	ND		0.00300	1	05/26/2025 13:20	WG2521167
Phenanthrene	ND		0.0330	1	05/26/2025 13:20	WG2521167
Pyrene	ND		0.0330	1	05/26/2025 13:20	WG2521167
1-Methylnaphthalene	ND		0.00300	1	05/26/2025 13:20	WG2521167
2-Methylnaphthalene	ND		0.0120	1	05/26/2025 13:20	WG2521167
(S) p-Terphenyl-d14	78.2		23.0-120		05/26/2025 13:20	WG2521167
(S) Nitrobenzene-d5	72.2		14.0-149		05/26/2025 13:20	WG2521167
(S) 2-Fluorobiphenyl	79.9		34.0-125		05/26/2025 13:20	WG2521167

1 Cp

2 Tc

3 Ss

4 Cn

5 Sr

6 Qc

7 Gl

8 Al

9 Sc

Calculated Results

Analyte	Result	Qualifier	Dilution	Analysis date / time	Batch
Sodium Adsorption Ratio	0.159		1	05/28/2025 18:47	WG2523060

Wet Chemistry by Method 7199

Analyte	Result	Qualifier	RDL	Dilution	Analysis date / time	Batch
Hexavalent Chromium	ND		0.198	.992	05/27/2025 19:50	WG2522426

Wet Chemistry by Method 9045D

Analyte	Result	Qualifier	Dilution	Analysis date / time	Batch
pH	8.65		1	05/28/2025 16:50	WG2525633

Sample Narrative:

L1860850-04 WG2525633: 8.65 at 22.9C

Wet Chemistry by Method 9050AMod

Analyte	Result	Units	Qualifier	RDL	Dilution	Analysis date / time	Batch
Specific Conductance	0.135	mmhos/cm		0.0100	1	05/29/2025 00:05	WG2525639

Sample Narrative:

L1860850-04 WG2525639: at 25C

Metals (ICP) by Method 6010B-NE493 Ch 2


Analyte	Result	Qualifier	RDL	Dilution	Analysis date / time	Batch
Hot Water Sol. Boron	ND		0.200	1	05/28/2025 13:02	WG2523077

Metals (ICPMS) by Method 6020

Analyte	Result	Qualifier	RDL	Dilution	Analysis date / time	Batch
Arsenic	1.16		0.100	5	05/28/2025 21:11	WG2520234
Barium	85.3		10.0	5	05/28/2025 21:11	WG2520234
Cadmium	ND		0.100	5	05/28/2025 21:11	WG2520234
Copper	ND		10.0	5	05/28/2025 21:11	WG2520234
Lead	ND		10.0	5	05/28/2025 21:11	WG2520234
Nickel	ND		10.0	5	05/28/2025 21:11	WG2520234
Selenium	0.122		0.100	5	05/28/2025 21:11	WG2520234
Silver	ND		0.500	5	05/28/2025 21:11	WG2520234
Zinc	ND		50.0	5	05/28/2025 21:11	WG2520234

Volatile Organic Compounds (GC) by Method 8015D

Analyte	Result	Qualifier	RDL	Dilution	Analysis date / time	Batch
TPH (GC/FID) Low Fraction	ND		0.100	1	05/24/2025 22:17	WG2522707
(S) a, a, a-Trifluorotoluene(FID)	89.3		77.0-120		05/24/2025 22:17	WG2522707



Volatile Organic Compounds (GC/MS) by Method 8260D

Analyte	Result mg/kg	Qualifier	RDL mg/kg	Dilution	Analysis date / time	Batch
Benzene	ND		0.00200	1	05/22/2025 22:17	WG2521363
Ethylbenzene	ND		0.0100	1	05/22/2025 22:17	WG2521363
Toluene	ND		0.0100	1	05/22/2025 22:17	WG2521363
1,2,4-Trimethylbenzene	ND		0.00500	1	05/22/2025 22:17	WG2521363
1,3,5-Trimethylbenzene	ND		0.00500	1	05/22/2025 22:17	WG2521363
Xylenes, Total	ND		0.100	1	05/22/2025 22:17	WG2521363
(S) Toluene-d8	96.7		75.0-131		05/22/2025 22:17	WG2521363
(S) 4-Bromofluorobenzene	97.0		67.0-138		05/22/2025 22:17	WG2521363
(S) 1,2-Dichloroethane-d4	102		70.0-130		05/22/2025 22:17	WG2521363

Semi-Volatile Organic Compounds (GC) by Method 8015M

Analyte	Result mg/kg	Qualifier	RDL mg/kg	Dilution	Analysis date / time	Batch
C10-C28 Diesel Range	ND		4.00	1	05/28/2025 13:00	WG2524797
C28-C36 Motor Oil Range	5.70		4.00	1	05/28/2025 13:00	WG2524797
(S) o-Terphenyl	60.6		18.0-148		05/28/2025 13:00	WG2524797

Semi Volatile Organic Compounds (GC/MS) by Method 8270E-SIM

Analyte	Result mg/kg	Qualifier	RDL mg/kg	Dilution	Analysis date / time	Batch
Anthracene	ND		0.0330	1	05/26/2025 13:38	WG2521167
Acenaphthene	ND		0.0330	1	05/26/2025 13:38	WG2521167
Acenaphthylene	ND		0.0330	1	05/26/2025 13:38	WG2521167
Benzo(a)anthracene	ND		0.00600	1	05/26/2025 13:38	WG2521167
Benzo(a)pyrene	ND		0.0330	1	05/26/2025 13:38	WG2521167
Benzo(b)fluoranthene	ND		0.0330	1	05/26/2025 13:38	WG2521167
Benzo(g,h,i)perylene	ND		0.0330	1	05/26/2025 13:38	WG2521167
Benzo(k)fluoranthene	ND		0.0330	1	05/26/2025 13:38	WG2521167
Chrysene	ND		0.0330	1	05/26/2025 13:38	WG2521167
Dibenz(a,h)anthracene	ND		0.0330	1	05/26/2025 13:38	WG2521167
Fluoranthene	ND		0.0330	1	05/26/2025 13:38	WG2521167
Fluorene	ND		0.0330	1	05/26/2025 13:38	WG2521167
Indeno(1,2,3-cd)pyrene	ND		0.0330	1	05/26/2025 13:38	WG2521167
Naphthalene	ND		0.00300	1	05/26/2025 13:38	WG2521167
Phenanthrene	ND		0.0330	1	05/26/2025 13:38	WG2521167
Pyrene	ND		0.0330	1	05/26/2025 13:38	WG2521167
1-Methylnaphthalene	ND		0.00300	1	05/26/2025 13:38	WG2521167
2-Methylnaphthalene	ND		0.0120	1	05/26/2025 13:38	WG2521167
(S) p-Terphenyl-d14	85.1		23.0-120		05/26/2025 13:38	WG2521167
(S) Nitrobenzene-d5	76.7		14.0-149		05/26/2025 13:38	WG2521167
(S) 2-Fluorobiphenyl	85.8		34.0-125		05/26/2025 13:38	WG2521167

1 Cp

2 Tc

3 Ss

4 Cn

5 Sr

6 Qc

7 Gl

8 Al

9 Sc

Method Blank (MB)

(MB) R4221902-2 05/27/25 17:06

Analyte	MB Result	MB Qualifier	MB MDL	MB RDL
Hexavalent Chromium	U		0.200	0.200

¹Cp

²Tc

³Ss

⁴Cn

⁵Sr

⁶Qc

⁷Gl

⁸Al

⁹Sc

L1860334-16 Original Sample (OS) • Duplicate (DUP)

(OS) L1860334-16 05/27/25 17:39 • (DUP) R4221902-4 05/27/25 18:00

Analyte	Original Result	DUP Result	Dilution	DUP RPD	DUP Qualifier	DUP RPD Limits
Hexavalent Chromium	ND	ND	.992	0.000		20

L1860906-07 Original Sample (OS) • Duplicate (DUP)

(OS) L1860906-07 05/27/25 21:39 • (DUP) R4221902-8 05/27/25 21:50

Analyte	Original Result	DUP Result	Dilution	DUP RPD	DUP Qualifier	DUP RPD Limits
Hexavalent Chromium	ND	ND	.996	0.000		20

Laboratory Control Sample (LCS)

(LCS) R4221902-1 05/27/25 16:55

Analyte	Spike Amount	LCS Result	LCS Rec.	Rec. Limits	LCS Qualifier
Hexavalent Chromium	10.0	9.81	98.1	80.0-120	

L1860334-16 Original Sample (OS) • Matrix Spike (MS) • Matrix Spike Duplicate (MSD)

(OS) L1860334-16 05/27/25 17:39 • (MS) R4221902-5 05/27/25 18:11 • (MSD) R4221902-6 05/27/25 18:22

Analyte	Spike Amount	Original Result	MS Result	MSD Result	MS Rec.	MSD Rec.	Dilution	Rec. Limits	MS Qualifier	MSD Qualifier	RPD	RPD Limits
Hexavalent Chromium	19.7	ND	19.9	18.7	101	96.3	.984	75.0-125			6.09	20

L1860906-07 Original Sample (OS) • Matrix Spike (MS)

(OS) L1860906-07 05/27/25 21:39 • (MS) R4221902-9 05/27/25 22:01

Analyte	Spike Amount	Original Result	MS Result	MS Rec.	Dilution	Rec. Limits	MS Qualifier
Hexavalent Chromium	19.9	ND	19.5	98.1	.996	75.0-125	

L1860334-16 Original Sample (OS) • Matrix Spike (MS)

(OS) L1860334-16 05/27/25 17:39 • (MS) R4221902-7 05/27/25 18:33

Analyte	Spike Amount mg/kg	Original Result mg/kg	MS Result mg/kg	MS Rec. %	Dilution	Rec. Limits %	<u>MS Qualifier</u>
Hexavalent Chromium	791	ND	790	99.9	50	75.0-125	

¹Cp

²Tc

³Ss

⁴Cn

⁵Sr

⁶Qc

⁷Gl

⁸Al

⁹Sc

L1860850-01 Original Sample (OS) • Duplicate (DUP)

(OS) L1860850-01 05/28/25 16:50 • (DUP) R4221998-2 05/28/25 16:50

Analyte	Original Result	DUP Result	Dilution	DUP RPD	DUP Qualifier	DUP RPD Limits
su	su			%		%
pH	8.53	8.49	1	0.470		1

Sample Narrative:

OS: 8.53 at 22.8C
 DUP: 8.49 at 23.2C

L1860868-16 Original Sample (OS) • Duplicate (DUP)

(OS) L1860868-16 05/28/25 16:50 • (DUP) R4221998-3 05/28/25 16:50

Analyte	Original Result	DUP Result	Dilution	DUP RPD	DUP Qualifier	DUP RPD Limits
su	su			%		%
pH	9.67	9.65	1	0.207		1

Sample Narrative:

OS: 9.67 at 22.7C
 DUP: 9.65 at 22.9C

Laboratory Control Sample (LCS)

(LCS) R4221998-1 05/28/25 16:50

Analyte	Spike Amount	LCS Result	LCS Rec.	Rec. Limits	LCS Qualifier
su	su		%	%	
pH	10.0	10.0	100	99.0-101	

Sample Narrative:

LCS: 10.01 at 23.4C



Method Blank (MB)

(MB) R4222103-1 05/29/25 00:05

Analyte	MB Result	MB Qualifier	MB MDL	MB RDL
Specific Conductance	U		0.0100	0.0100

Sample Narrative:

BLANK: at 25C

L1860850-01 Original Sample (OS) • Duplicate (DUP)

(OS) L1860850-01 05/29/25 00:05 • (DUP) R4222103-3 05/29/25 00:05

Analyte	Original Result	DUP Result	Dilution	DUP RPD	DUP Qualifier	DUP RPD Limits
Specific Conductance	ND	0.157	1	0.127		20

Sample Narrative:

OS: at 25C

DUP: at 25C

L1860868-16 Original Sample (OS) • Duplicate (DUP)

(OS) L1860868-16 05/29/25 00:05 • (DUP) R4222103-4 05/29/25 00:05

Analyte	Original Result	DUP Result	Dilution	DUP RPD	DUP Qualifier	DUP RPD Limits
Specific Conductance	0.419	0.419	1	0.000		20

Sample Narrative:

OS: at 25C

DUP: at 25C

Laboratory Control Sample (LCS)

(LCS) R4222103-2 05/29/25 00:05

Analyte	Spike Amount	LCS Result	LCS Rec.	Rec. Limits	LCS Qualifier
Specific Conductance	0.581	0.552	95.0	90.0-110	

Sample Narrative:

LCS: at 25C



Method Blank (MB)

(MB) R4221883-1 05/28/25 12:53

Analyte	MB Result mg/l	MB Qualifier	MB MDL mg/l	MB RDL mg/l
Hot Water Sol. Boron	U		0.0167	0.200

Laboratory Control Sample (LCS) • Laboratory Control Sample Duplicate (LCSD)

(LCS) R4221883-2 05/28/25 12:54 • (LCSD) R4221883-3 05/28/25 12:56

Analyte	Spike Amount mg/l	LCS Result mg/l	LCSD Result mg/l	LCS Rec. %	LCSD Rec. %	Rec. Limits %	LCS Qualifier	LCSD Qualifier	RPD %	RPD Limits %
Hot Water Sol. Boron	1.00	1.07	1.07	107	107	80.0-120			0.325	20

¹Cp

²Tc

³Ss

⁴Cn

⁵Sr

⁶Qc

⁷Gl

⁸Al

⁹Sc

Method Blank (MB)

(MB) R4222051-1 05/28/25 20:21

Analyte	MB Result mg/kg	MB Qualifier	MB MDL mg/kg	MB RDL mg/kg
Arsenic	U		0.100	0.100
Barium	U		10.0	10.0
Cadmium	U		0.100	0.100
Copper	U		10.0	10.0
Lead	U		10.0	10.0
Nickel	U		10.0	10.0
Selenium	U		0.100	0.100
Silver	U		0.500	0.500
Zinc	U		50.0	50.0

¹Cp

²Tc

³Ss

⁴Cn

⁵Sr

⁶Qc

Laboratory Control Sample (LCS)

(LCS) R4222051-2 05/28/25 20:24

Analyte	Spike Amount mg/kg	LCS Result mg/kg	LCS Rec. %	Rec. Limits %	LCS Qualifier
Arsenic	100	102	102	80.0-120	
Barium	100	102	102	80.0-120	
Cadmium	100	107	107	80.0-120	
Copper	100	110	110	80.0-120	
Lead	100	104	104	80.0-120	
Nickel	100	107	107	80.0-120	
Selenium	100	99.5	99.5	80.0-120	
Silver	20.0	22.0	110	80.0-120	
Zinc	100	102	102	80.0-120	

⁷Gl

⁸Al

⁹Sc

L1860906-04 Original Sample (OS) • Matrix Spike (MS) • Matrix Spike Duplicate (MSD)

(OS) L1860906-04 05/28/25 20:27 • (MS) R4222051-5 05/28/25 20:37 • (MSD) R4222051-6 05/28/25 20:40

Analyte	Spike Amount mg/kg	Original Result mg/kg	MS Result mg/kg	MSD Result mg/kg	MS Rec. %	MSD Rec. %	Dilution	Rec. Limits %	MS Qualifier	MSD Qualifier	RPD %	RPD Limits %
Arsenic	100	1.50	104	105	102	103	5	75.0-125			1.25	20
Barium	100	22.5	126	129	104	107	5	75.0-125			2.05	20
Cadmium	100	ND	107	105	107	105	5	75.0-125			2.26	20
Copper	100	ND	112	112	109	110	5	75.0-125			0.392	20
Lead	100	ND	109	108	106	105	5	75.0-125			1.45	20
Nickel	100	ND	109	110	108	109	5	75.0-125			0.989	20
Selenium	100	ND	104	102	104	102	5	75.0-125			1.65	20
Silver	20.0	ND	21.2	21.7	106	109	5	75.0-125			2.41	20
Zinc	100	ND	113	114	102	103	5	75.0-125			0.849	20

Method Blank (MB)

(MB) R4220515-3 05/24/25 12:53

Analyte	MB Result mg/kg	MB Qualifier	MB MDL mg/kg	MB RDL mg/kg
TPH (GC/FID) Low Fraction	U		0.0800	0.100
^(S) a,a,a-Trifluorotoluene(FID)	93.4			77.0-120

Laboratory Control Sample (LCS) • Laboratory Control Sample Duplicate (LCSD)

(LCS) R4220515-1 05/24/25 11:55 • (LCSD) R4220515-2 05/24/25 12:14

Analyte	Spike Amount mg/kg	LCS Result mg/kg	LCSD Result mg/kg	LCS Rec. %	LCSD Rec. %	Rec. Limits %	LCS Qualifier	LCSD Qualifier	RPD %	RPD Limits %
TPH (GC/FID) Low Fraction	5.00	4.46	5.05	89.2	101	72.0-127			12.4	20
^(S) a,a,a-Trifluorotoluene(FID)				105	108	77.0-120				

1 Cp

2 Tc

3 Ss

4 Cn

5 Sr

6 Qc

7 Gl

8 Al

9 Sc

Method Blank (MB)

(MB) R4219409-3 05/22/25 18:42

Analyte	MB Result	MB Qualifier	MB MDL	MB RDL
	mg/kg		mg/kg	mg/kg
Benzene	U		0.00200	0.00200
Ethylbenzene	U		0.0100	0.0100
Toluene	U		0.0100	0.0100
1,2,4-Trimethylbenzene	U		0.00500	0.00500
1,3,5-Trimethylbenzene	U		0.00500	0.00500
Xylenes, Total	U		0.100	0.100
(S) Toluene-d8	97.9			75.0-131
(S) 4-Bromofluorobenzene	97.8			67.0-138
(S) 1,2-Dichloroethane-d4	101			70.0-130

Laboratory Control Sample (LCS) • Laboratory Control Sample Duplicate (LCSD)

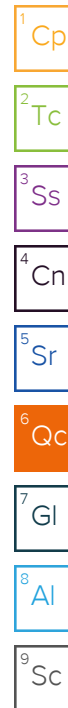
(LCS) R4219409-1 05/22/25 17:01 • (LCSD) R4219409-2 05/22/25 17:21

Analyte	Spike Amount	LCS Result	LCSD Result	LCS Rec.	LCSD Rec.	Rec. Limits	LCS Qualifier	LCSD Qualifier	RPD	RPD Limits
	mg/kg	mg/kg	mg/kg	%	%	%			%	%
Benzene	0.125	0.126	0.123	101	98.4	70.0-123			2.41	20
Ethylbenzene	0.125	0.123	0.119	98.4	95.2	74.0-126			3.31	20
Toluene	0.125	0.122	0.121	97.6	96.8	75.0-121			0.823	20
1,2,4-Trimethylbenzene	0.125	0.120	0.113	96.0	90.4	70.0-126			6.01	20
1,3,5-Trimethylbenzene	0.125	0.120	0.115	96.0	92.0	73.0-127			4.26	20
Xylenes, Total	0.375	0.369	0.355	98.4	94.7	72.0-127			3.87	20
(S) Toluene-d8				101	101	75.0-131				
(S) 4-Bromofluorobenzene				99.6	96.8	67.0-138				
(S) 1,2-Dichloroethane-d4				105	105	70.0-130				

L1860896-01 Original Sample (OS) • Matrix Spike (MS) • Matrix Spike Duplicate (MSD)

(OS) L1860896-01 05/22/25 22:57 • (MS) R4219409-4 05/23/25 01:56 • (MSD) R4219409-5 05/23/25 02:16

Analyte	Spike Amount	Original Result	MS Result	MSD Result	MS Rec.	MSD Rec.	Dilution	Rec. Limits	MS Qualifier	MSD Qualifier	RPD	RPD Limits
	mg/kg	mg/kg	mg/kg	mg/kg	%	%		%			%	%
Benzene	0.125	ND	0.111	0.105	88.8	84.0	1	10.0-149			5.56	37
Ethylbenzene	0.125	ND	0.108	0.105	86.4	84.0	1	10.0-160			2.82	38
Toluene	0.125	ND	0.107	0.102	85.6	81.6	1	10.0-156			4.78	38
1,2,4-Trimethylbenzene	0.125	ND	0.101	0.0998	80.8	79.8	1	10.0-160			1.20	36
1,3,5-Trimethylbenzene	0.125	ND	0.103	0.0997	82.4	79.8	1	10.0-160			3.26	38
Xylenes, Total	0.375	ND	0.316	0.305	84.3	81.3	1	10.0-160			3.54	38
(S) Toluene-d8					95.1	98.8		75.0-131				
(S) 4-Bromofluorobenzene					95.3	95.0		67.0-138				
(S) 1,2-Dichloroethane-d4					103	103		70.0-130				



Method Blank (MB)

(MB) R4221986-1 05/28/25 12:31

Analyte	MB Result mg/kg	MB Qualifier	MB MDL mg/kg	MB RDL mg/kg
C10-C28 Diesel Range	U		1.61	4.00
C28-C36 Motor Oil Range	U		0.274	4.00
(S) o-Terphenyl	68.2			18.0-148

Laboratory Control Sample (LCS)

(LCS) R4221986-2 05/28/25 12:44

Analyte	Spike Amount mg/kg	LCS Result mg/kg	LCS Rec. %	Rec. Limits %	LCS Qualifier
C10-C28 Diesel Range	50.0	29.1	58.2	50.0-150	
(S) o-Terphenyl			50.0	18.0-148	

L1860906-03 Original Sample (OS) • Matrix Spike (MS) • Matrix Spike Duplicate (MSD)

(OS) L1860906-03 05/28/25 14:03 • (MS) R4221986-3 05/28/25 14:16 • (MSD) R4221986-4 05/28/25 14:28

Analyte	Spike Amount mg/kg	Original Result mg/kg	MS Result mg/kg	MSD Result mg/kg	MS Rec. %	MSD Rec. %	Dilution	Rec. Limits %	MS Qualifier	MSD Qualifier	RPD %	RPD Limits %
C10-C28 Diesel Range	47.6	ND	41.0	39.4	79.5	76.4	1	50.0-150			3.98	20
(S) o-Terphenyl					50.8	48.9		18.0-148				

1 Cp

2 Tc

3 Ss

4 Cn

5 Sr

6 Qc

7 Gl

8 Al

9 Sc

Method Blank (MB)

(MB) R4220773-2 05/26/25 12:27

Analyte	MB Result mg/kg	MB Qualifier	MB MDL mg/kg	MB RDL mg/kg
Anthracene	U		0.0330	0.0330
Acenaphthene	U		0.0330	0.0330
Acenaphthylene	U		0.0330	0.0330
Benzo(a)anthracene	U		0.00600	0.00600
Benzo(a)pyrene	U		0.0330	0.0330
Benzo(b)fluoranthene	U		0.0330	0.0330
Benzo(g,h,i)perylene	U		0.0330	0.0330
Benzo(k)fluoranthene	U		0.0330	0.0330
Chrysene	U		0.0330	0.0330
Dibenz(a,h)anthracene	U		0.0330	0.0330
Fluoranthene	U		0.0330	0.0330
Fluorene	U		0.0330	0.0330
Indeno(1,2,3-cd)pyrene	U		0.0330	0.0330
Naphthalene	U		0.00300	0.00300
Phenanthrene	U		0.0330	0.0330
Pyrene	U		0.0330	0.0330
1-Methylnaphthalene	U		0.00300	0.00300
2-Methylnaphthalene	U		0.0120	0.0120
<i>(S) p-Terphenyl-d14</i>	76.9			23.0-120
<i>(S) Nitrobenzene-d5</i>	69.8			14.0-149
<i>(S) 2-Fluorobiphenyl</i>	79.6			34.0-125

¹ Cp

² Tc

³ Ss

⁴ Cn

⁵ Sr

⁶ Qc

⁷ Gl

⁸ Al

⁹ Sc

Laboratory Control Sample (LCS)

(LCS) R4220773-1 05/26/25 11:47

Analyte	Spike Amount mg/kg	LCS Result mg/kg	LCS Rec. %	Rec. Limits %	LCS Qualifier
Anthracene	0.0800	0.0654	81.8	50.0-126	
Acenaphthene	0.0800	0.0614	76.8	50.0-120	
Acenaphthylene	0.0800	0.0659	82.4	50.0-120	
Benzo(a)anthracene	0.0800	0.0631	78.9	45.0-120	
Benzo(a)pyrene	0.0800	0.0514	64.3	42.0-120	
Benzo(b)fluoranthene	0.0800	0.0592	74.0	42.0-121	
Benzo(g,h,i)perylene	0.0800	0.0601	75.1	45.0-125	
Benzo(k)fluoranthene	0.0800	0.0582	72.8	49.0-125	
Chrysene	0.0800	0.0660	82.5	49.0-122	
Dibenz(a,h)anthracene	0.0800	0.0648	81.0	47.0-125	
Fluoranthene	0.0800	0.0698	87.3	49.0-129	
Fluorene	0.0800	0.0676	84.5	49.0-120	

Laboratory Control Sample (LCS)

(LCS) R4220773-1 05/26/25 11:47

Analyte	Spike Amount mg/kg	LCS Result mg/kg	LCS Rec. %	Rec. Limits %	LCS Qualifier
Indeno(1,2,3-cd)pyrene	0.0800	0.0606	75.8	46.0-125	
Naphthalene	0.0800	0.0620	77.5	50.0-120	
Phenanthrene	0.0800	0.0648	81.0	47.0-120	
Pyrene	0.0800	0.0660	82.5	43.0-123	
1-Methylnaphthalene	0.0800	0.0667	83.4	51.0-121	
2-Methylnaphthalene	0.0800	0.0640	80.0	50.0-120	
(S) p-Terphenyl-d14			83.2	23.0-120	
(S) Nitrobenzene-d5			78.3	14.0-149	
(S) 2-Fluorobiphenyl			87.3	34.0-125	

L1860906-05 Original Sample (OS) • Matrix Spike (MS) • Matrix Spike Duplicate (MSD)

(OS) L1860906-05 05/26/25 18:01 • (MS) R4220773-3 05/26/25 18:19 • (MSD) R4220773-4 05/26/25 18:37

Analyte	Spike Amount mg/kg	Original Result mg/kg	MS Result mg/kg	MSD Result mg/kg	MS Rec. %	MSD Rec. %	Dilution	Rec. Limits %	MS Qualifier	MSD Qualifier	RPD %	RPD Limits %
Anthracene	0.0764	ND	0.0576	0.0604	75.4	77.8	1	10.0-145			4.75	30
Acenaphthene	0.0764	ND	0.0560	0.0588	73.3	75.8	1	14.0-127			4.88	27
Acenaphthylene	0.0764	ND	0.0589	0.0611	77.1	78.7	1	21.0-124			3.67	25
Benzo(a)anthracene	0.0764	ND	0.0540	0.0573	70.7	73.8	1	10.0-139			5.93	30
Benzo(a)pyrene	0.0764	ND	0.0544	0.0571	71.2	73.6	1	10.0-141			4.84	31
Benzo(b)fluoranthene	0.0764	ND	0.0536	0.0564	70.2	72.7	1	10.0-140			5.09	36
Benzo(g,h,i)perylene	0.0764	ND	0.0584	0.0609	76.4	78.5	1	10.0-140			4.19	33
Benzo(k)fluoranthene	0.0764	ND	0.0535	0.0551	70.0	71.0	1	10.0-137			2.95	31
Chrysene	0.0764	ND	0.0571	0.0605	74.7	78.0	1	10.0-145			5.78	30
Dibenz(a,h)anthracene	0.0764	ND	0.0587	0.0617	76.8	79.5	1	10.0-132			4.98	31
Fluoranthene	0.0764	ND	0.0620	0.0656	81.2	84.5	1	10.0-153			5.64	33
Fluorene	0.0764	ND	0.0603	0.0627	78.9	80.8	1	11.0-130			3.90	29
Indeno(1,2,3-cd)pyrene	0.0764	ND	0.0543	0.0571	71.1	73.6	1	10.0-137			5.03	32
Naphthalene	0.0764	ND	0.0583	0.0600	76.3	77.3	1	10.0-135			2.87	27
Phenanthrene	0.0764	ND	0.0577	0.0619	75.5	79.8	1	10.0-144			7.02	31
Pyrene	0.0764	ND	0.0602	0.0627	78.8	80.8	1	10.0-148			4.07	35
1-Methylnaphthalene	0.0764	ND	0.0642	0.0659	84.0	84.9	1	10.0-142			2.61	28
2-Methylnaphthalene	0.0764	ND	0.0587	0.0605	76.8	78.0	1	10.0-137			3.02	28
(S) p-Terphenyl-d14					77.1	79.5		23.0-120				
(S) Nitrobenzene-d5					75.4	68.9		14.0-149				
(S) 2-Fluorobiphenyl					80.3	83.4		34.0-125				

1 Cp

2 Tc

3 Ss

4 Cn

5 Sr

6 Qc

7 Gl

8 Al

9 Sc

GLOSSARY OF TERMS

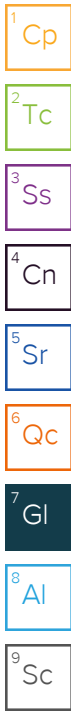
Guide to Reading and Understanding Your Laboratory Report

The information below is designed to better explain the various terms used in your report of analytical results from the Laboratory. This is not intended as a comprehensive explanation, and if you have additional questions please contact your project representative.

Results Disclaimer - Information that may be provided by the customer, and contained within this report, include Permit Limits, Project Name, Sample ID, Sample Matrix, Sample Preservation, Field Blanks, Field Spikes, Field Duplicates, On-Site Data, Sampling Collection Dates/Times, and Sampling Location. Results relate to the accuracy of this information provided, and as the samples are received.

Abbreviations and Definitions

MDL	Method Detection Limit.
ND	Not detected at the Reporting Limit (or MDL where applicable).
RDL	Reported Detection Limit.
Rec.	Recovery.
RPD	Relative Percent Difference.
SDG	Sample Delivery Group.
(S)	Surrogate (Surrogate Standard) - Analytes added to every blank, sample, Laboratory Control Sample/Duplicate and Matrix Spike/Duplicate; used to evaluate analytical efficiency by measuring recovery. Surrogates are not expected to be detected in all environmental media.
U	Not detected at the Reporting Limit (or MDL where applicable).
Analyte	The name of the particular compound or analysis performed. Some Analyses and Methods will have multiple analytes reported.
Dilution	If the sample matrix contains an interfering material, the sample preparation volume or weight values differ from the standard, or if concentrations of analytes in the sample are higher than the highest limit of concentration that the laboratory can accurately report, the sample may be diluted for analysis. If a value different than 1 is used in this field, the result reported has already been corrected for this factor.
Limits	These are the target % recovery ranges or % difference value that the laboratory has historically determined as normal for the method and analyte being reported. Successful QC Sample analysis will target all analytes recovered or duplicated within these ranges.
Original Sample	The non-spiked sample in the prep batch used to determine the Relative Percent Difference (RPD) from a quality control sample. The Original Sample may not be included within the reported SDG.
Qualifier	This column provides a letter and/or number designation that corresponds to additional information concerning the result reported. If a Qualifier is present, a definition per Qualifier is provided within the Glossary and Definitions page and potentially a discussion of possible implications of the Qualifier in the Case Narrative if applicable.
Result	The actual analytical final result (corrected for any sample specific characteristics) reported for your sample. If there was no measurable result returned for a specific analyte, the result in this column may state "ND" (Not Detected) or "BDL" (Below Detectable Levels). The information in the results column should always be accompanied by either an MDL (Method Detection Limit) or RDL (Reporting Detection Limit) that defines the lowest value that the laboratory could detect or report for this analyte.
Uncertainty (Radiochemistry)	Confidence level of 2 sigma.
Case Narrative (Cn)	A brief discussion about the included sample results, including a discussion of any non-conformances to protocol observed either at sample receipt by the laboratory from the field or during the analytical process. If present, there will be a section in the Case Narrative to discuss the meaning of any data qualifiers used in the report.
Quality Control Summary (Qc)	This section of the report includes the results of the laboratory quality control analyses required by procedure or analytical methods to assist in evaluating the validity of the results reported for your samples. These analyses are not being performed on your samples typically, but on laboratory generated material.
Sample Chain of Custody (Sc)	This is the document created in the field when your samples were initially collected. This is used to verify the time and date of collection, the person collecting the samples, and the analyses that the laboratory is requested to perform. This chain of custody also documents all persons (excluding commercial shippers) that have had control or possession of the samples from the time of collection until delivery to the laboratory for analysis.
Sample Results (Sr)	This section of your report will provide the results of all testing performed on your samples. These results are provided by sample ID and are separated by the analyses performed on each sample. The header line of each analysis section for each sample will provide the name and method number for the analysis reported.
Sample Summary (Ss)	This section of the Analytical Report defines the specific analyses performed for each sample ID, including the dates and times of preparation and/or analysis.



Qualifier Description

The remainder of this page intentionally left blank, there are no qualifiers applied to this SDG.

ACCREDITATIONS & LOCATIONS

Pace Analytical National 12065 Lebanon Rd Mount Juliet, TN 37122

Alabama	40660	Nebraska	NE-OS-15-05
Alaska	17-026	Nevada	TN000032021-1
Arizona	AZ0612	New Hampshire	2975
Arkansas	88-0469	New Jersey-NELAP	TN002
California	2932	New Mexico ¹	TN00003
Colorado	TN00003	New York	11742
Connecticut	PH-0197	North Carolina	Env375
Florida	E87487	North Carolina ¹	DW21704
Georgia	NELAP	North Carolina ³	41
Georgia ¹	923	North Dakota	R-140
Idaho	TN00003	Ohio-VAP	CL0069
Illinois	200008	Oklahoma	9915
Indiana	C-TN-01	Oregon	TN200002
Iowa	364	Pennsylvania	68-02979
Kansas	E-10277	Rhode Island	LA000356
Kentucky ^{1,6}	KY90010	South Carolina	84004002
Kentucky ²	16	South Dakota	n/a
Louisiana	AI30792	Tennessee ^{1,4}	2006
Louisiana	LA018	Texas	T104704245-20-18
Maine	TN00003	Texas ⁵	LAB0152
Maryland	324	Utah	TN000032021-11
Massachusetts	M-TN003	Vermont	VT2006
Michigan	9958	Virginia	110033
Minnesota	047-999-395	Washington	C847
Mississippi	TN00003	West Virginia	233
Missouri	340	Wisconsin	998093910
Montana	CERT0086	Wyoming	A2LA
A2LA – ISO 17025	1461.01	AIHA-LAP,LLC EMLAP	100789
A2LA – ISO 17025 ⁵	1461.02	DOD	1461.01
Canada	1461.01	USDA	P330-15-00234
EPA-Crypto	TN00003		

Pace Analytical National 6000 South Eastern Avenue Ste 9A Las Vegas, NV 89119

Nevada	NV009412021-1
--------	---------------

¹ Drinking Water ² Underground Storage Tanks ³ Aquatic Toxicity ⁴ Chemical/Microbiological ⁵ Mold ⁶ Wastewater n/a Accreditation not applicable

* Not all certifications held by the laboratory are applicable to the results reported in the attached report.

* Accreditation is only applicable to the test methods specified on each scope of accreditation held by Pace Analytical.

¹ Cp

² Tc

³ Ss

⁴ Cn


⁵ Sr

⁶ Qc

⁷ Gl

⁸ Al

⁹ Sc

Company Name/Address: Chevron - CO 1200 17th St. Floor 10 Denver, Co 80202		Billing Information: 1200 17th St. Floor 10 Denver, Co 80202		Pres Chk	Analysis / Container / Preservative										Chain of Custody Page <u>1</u> of <u>1</u> MT JULIET, TN 12065 Lebanon Rd Mount Juliet, TN 37122 Submitting a sample via this chain of custody constitutes acknowledgment and acceptance of the Pace Terms and Conditions found at: https://info.pacelabs.com/hubs/pas-standard-terms.pdf							
Report to: Nathan Champlin - 406-671-8273		Email To: Nathan.Champlin@erm.com		<div style="text-align: center;">  </div>												SDG # K067						
Project Description: Chevron RBU/Sater USX CC 19-10		City/State Collected: CO														Please Circle: PT MT CT ET		Table #				
Regulatory Program(DOD,RCRA,DW,etc):		Client Project # 0736294														Lab Project # CHEGCO-ERM		Acctnum: CHEGCO				
Collected by (print): PC, NS, CA, CW, HR, AM, CB, CW		Site/Facility ID # 05-123-24128														P.O. AFE #UWRWEA2580ABN		Template: T270815 Prelogin:				
Collected by (signature): Immediately		Rush? (Lab MUST Be Notified) Same Day ___ Five Day ___ Next Day ___ 5 Day (Rad Only) ___														Quote #		PB: P1140477 PM: 824 - Chris Ward				
Packed on Ice N ___ Y ___ X ___		Date Results Needed														No. of Cntns		PB: <i>W860850</i>				
Two Day ___ 10 Day (Rad Only) ___		Three Day X STD TAT																Shipped Via:				
Sample ID		Comp/Grab	Matrix *													Depth	Date	Time	Remarks	Sample # (lab only)		
26903-FL-01-SO-4-20250519		G	SS													4	5/19/2025	1300	3	x		
26903-FL-02-SO-4-20250519		G	SS													4	5/19/2025	1300	3	x		
26903-FL-03-SO-4-20250519		G	SS	4	5/19/2025	1310	3	x														
26903-FL-04-SO-4-20250519		G	SS	4	5/19/2025	1320	3	x														
* Matrix: SS - Soil AIR - Air F - Filter GW - Groundwater B - Bioassay WW - WasteWater DW - Drinking Water OT - Other		Remarks: pH ___ Temp ___ Flow ___ Other ___		Samples returned via: UPS FedEx Courier		Tracking #		Sample Receipt Checklist COC Seal Present/Intact: ___ NP ___ Y ___ N ___ COC Signed/Accurate: ___ Y ___ N ___ Bottles arrive intact: ___ Y ___ N ___ Correct bottles used: ___ Y ___ N ___ Sufficient volume sent: ___ Y ___ N ___ If Applicable VOA Zero Headspace: ___ Y ___ N ___ Preservation Correct/Checked: ___ Y ___ N ___ RAD Screen <0.5 mR/hr: ___ Y ___ N ___														
Relinquished by: (Signature) <i>[Signature]</i>		Date: 5/19/25	Time: 1430	Received by: (Signature) <i>[Signature]</i>		Trip Blank Received: Yes/No HCL / MeOH TBR		Temp: (Lab) °C 1.1 to 1.5		Bottles Received: 12		If preservation required by Login: Date/Time										
Relinquished by: (Signature) <i>[Signature]</i>		Date: 5/19/25	Time: 1650	Received for lab by: (Signature) <i>[Signature]</i>		Date: 5/20/25		Time: 0800		Hold:		Condition: NCF / OK										