

Chevron - CO

Sample Delivery Group: L1860839
Samples Received: 05/20/2025
Project Number: 0736294
Description: Chevron RBU/Sater USX CC 19-10
Site: 05-123-24128
Report To: Dan Peterson
2115 117th Avenue
Greeley, CO 80631

Entire Report Reviewed By:












Chris Ward
Project Manager

Results relate only to the items tested or calibrated and are reported as rounded values. This test report shall not be reproduced, except in full, without written approval of the laboratory. Where applicable, sampling conducted by Pace Analytical National is performed per guidance provided in laboratory standard operating procedures ENV-SOP-MTJL-0067 and ENV-SOP-MTJL-0068. Where sampling conducted by the customer, results relate to the accuracy of the information provided, and as the samples are received.

Pace Analytical National

12065 Lebanon Rd Mount Juliet, TN 37122 615-758-5858 800-767-5859 mydata.pacelabs.com

TABLE OF CONTENTS

Cp: Cover Page	1	
Tc: Table of Contents	2	
Ss: Sample Summary	3	
Cn: Case Narrative	4	
Sr: Sample Results	5	
26903-BG-01-SO-4-20250519 L1860839-01	5	
26903-BG-02-SO-4-20250519 L1860839-02	6	
26903-BG-03-SO-4-20250519 L1860839-03	7	
Qc: Quality Control Summary	8	
Wet Chemistry by Method 7199	8	
Wet Chemistry by Method 9045D	10	
Wet Chemistry by Method 9050AMod	12	
Metals (ICP) by Method 6010B-NE493 Ch 2	14	
Metals (ICPMS) by Method 6020	16	
Gl: Glossary of Terms	17	
Al: Accreditations & Locations	18	
Sc: Sample Chain of Custody	19	

SAMPLE SUMMARY

26903-BG-01-SO-4-20250519 L1860839-01

Collected by PC, NS,CA,CW,HR Collected date/time 05/19/25 13:20 Received date/time 05/20/25 08:00

Method	Batch	Dilution	Preparation date/time	Analysis date/time	Analyst	Location
Calculated Results	WG2523059	1	05/27/25 10:39	05/27/25 10:39	RLS	Mt. Juliet, TN
Wet Chemistry by Method 7199	WG2522437	.977	05/30/25 09:00	06/04/25 10:10	ERP	Las Vegas, NV
Wet Chemistry by Method 9045D	WG2524840	1	05/27/25 17:19	05/27/25 21:05	KRB	Mt. Juliet, TN
Wet Chemistry by Method 9050AMod	WG2524852	1	05/27/25 17:34	05/28/25 10:31	BJM	Mt. Juliet, TN
Metals (ICP) by Method 6010B-NE493 Ch 2	WG2523076	1	05/26/25 17:40	05/27/25 08:25	MAP	Mt. Juliet, TN
Metals (ICPMS) by Method 6020	WG2519842	5	05/27/25 06:30	05/28/25 04:52	JPD	Mt. Juliet, TN



26903-BG-02-SO-4-20250519 L1860839-02

Collected by PC, NS,CA,CW,HR Collected date/time 05/19/25 13:15 Received date/time 05/20/25 08:00

Method	Batch	Dilution	Preparation date/time	Analysis date/time	Analyst	Location
Calculated Results	WG2523740	1	05/30/25 02:02	05/30/25 02:02	RLS	Mt. Juliet, TN
Wet Chemistry by Method 7199	WG2522437	.98	05/30/25 09:00	06/04/25 10:21	ERP	Las Vegas, NV
Wet Chemistry by Method 9045D	WG2526884	1	05/30/25 07:05	05/30/25 08:09	RJP	Mt. Juliet, TN
Wet Chemistry by Method 9050AMod	WG2526887	1	05/30/25 07:06	05/30/25 17:50	KRB	Mt. Juliet, TN
Metals (ICP) by Method 6010B-NE493 Ch 2	WG2523742	1	05/27/25 19:28	05/28/25 13:45	MAP	Mt. Juliet, TN
Metals (ICPMS) by Method 6020	WG2519842	5	05/27/25 06:30	05/28/25 04:55	JPD	Mt. Juliet, TN

26903-BG-03-SO-4-20250519 L1860839-03

Collected by PC, NS,CA,CW,HR Collected date/time 05/19/25 13:30 Received date/time 05/20/25 08:00

Method	Batch	Dilution	Preparation date/time	Analysis date/time	Analyst	Location
Calculated Results	WG2523059	1	05/27/25 10:40	05/27/25 10:40	RLS	Mt. Juliet, TN
Wet Chemistry by Method 7199	WG2522437	.98	05/30/25 09:00	06/04/25 10:31	ERP	Las Vegas, NV
Wet Chemistry by Method 9045D	WG2524840	1	05/27/25 17:19	05/27/25 21:05	KRB	Mt. Juliet, TN
Wet Chemistry by Method 9050AMod	WG2524852	1	05/27/25 17:34	05/28/25 10:31	BJM	Mt. Juliet, TN
Metals (ICP) by Method 6010B-NE493 Ch 2	WG2523076	1	05/26/25 17:40	05/27/25 08:27	MAP	Mt. Juliet, TN
Metals (ICPMS) by Method 6020	WG2519842	5	05/27/25 06:30	05/28/25 04:59	JPD	Mt. Juliet, TN

CASE NARRATIVE

All sample aliquots were received at the correct temperature, in the proper containers, with the appropriate preservatives, and within method specified holding times, unless qualified or notated within the report. Where applicable, all MDL (LOD) and RDL (LOQ) values reported for environmental samples have been corrected for the dilution factor used in the analysis. All Method and Batch Quality Control are within established criteria except where addressed in this case narrative, a non-conformance form or properly qualified within the sample results. By my digital signature below, I affirm to the best of my knowledge, all problems/anomalies observed by the laboratory as having the potential to affect the quality of the data have been identified by the laboratory, and no information or data have been knowingly withheld that would affect the quality of the data.



Chris Ward
Project Manager

¹ Cp

² Tc

³ Ss

⁴ Cn

⁵ Sr

⁶ Qc

⁷ Gl

⁸ Al

⁹ Sc

Calculated Results

Analyte	Result	Qualifier	Dilution	Analysis date / time	Batch
Sodium Adsorption Ratio	0.148		1	05/27/2025 10:39	WG2523059

Wet Chemistry by Method 7199

Analyte	Result mg/kg	Qualifier	RDL mg/kg	Dilution	Analysis date / time	Batch
Hexavalent Chromium	ND		0.195	.977	06/04/2025 10:10	WG2522437

Wet Chemistry by Method 9045D

Analyte	Result su	Qualifier	Dilution	Analysis date / time	Batch
pH	8.12		1	05/27/2025 21:05	WG2524840

Sample Narrative:

L1860839-01 WG2524840: 8.12 at 23C

Wet Chemistry by Method 9050AMod

Analyte	Result	Units	Qualifier	RDL	Dilution	Analysis date / time	Batch
Specific Conductance	0.128	mmhos/cm		0.0100	1	05/28/2025 10:31	WG2524852

Sample Narrative:

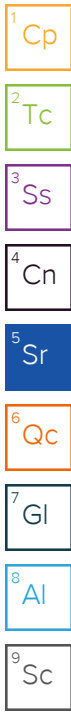
L1860839-01 WG2524852: at 25C

Metals (ICP) by Method 6010B-NE493 Ch 2

Analyte	Result mg/l	Qualifier	RDL mg/l	Dilution	Analysis date / time	Batch
Hot Water Sol. Boron	ND		0.200	1	05/27/2025 08:25	WG2523076

Metals (ICPMS) by Method 6020

Analyte	Result mg/kg	Qualifier	RDL mg/kg	Dilution	Analysis date / time	Batch
Arsenic	1.53		0.100	5	05/28/2025 04:52	WG2519842
Barium	42.5		10.0	5	05/28/2025 04:52	WG2519842
Cadmium	ND		0.100	5	05/28/2025 04:52	WG2519842
Copper	ND		10.0	5	05/28/2025 04:52	WG2519842
Lead	ND		10.0	5	05/28/2025 04:52	WG2519842
Nickel	ND		10.0	5	05/28/2025 04:52	WG2519842
Selenium	0.172		0.100	5	05/28/2025 04:52	WG2519842
Silver	ND		0.500	5	05/28/2025 04:52	WG2519842
Zinc	ND		50.0	5	05/28/2025 04:52	WG2519842



Calculated Results

Analyte	Result	Qualifier	Dilution	Analysis date / time	Batch
Sodium Adsorption Ratio	0.0880		1	05/30/2025 02:02	WG2523740

Wet Chemistry by Method 7199

Analyte	Result mg/kg	Qualifier	RDL mg/kg	Dilution	Analysis date / time	Batch
Hexavalent Chromium	ND		0.196	.98	06/04/2025 10:21	WG2522437

Wet Chemistry by Method 9045D

Analyte	Result su	Qualifier	Dilution	Analysis date / time	Batch
pH	7.59		1	05/30/2025 08:09	WG2526884

Sample Narrative:

L1860839-02 WG2526884: 7.59 at 21.8C

Wet Chemistry by Method 9050AMod

Analyte	Result	Units	Qualifier	RDL	Dilution	Analysis date / time	Batch
Specific Conductance	0.124	mmhos/cm		0.0100	1	05/30/2025 17:50	WG2526887

Sample Narrative:

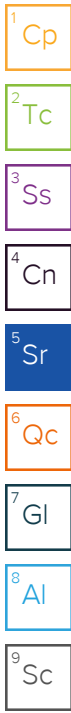
L1860839-02 WG2526887: at 25C

Metals (ICP) by Method 6010B-NE493 Ch 2

Analyte	Result mg/l	Qualifier	RDL mg/l	Dilution	Analysis date / time	Batch
Hot Water Sol. Boron	ND		0.200	1	05/28/2025 13:45	WG2523742

Metals (ICPMS) by Method 6020

Analyte	Result mg/kg	Qualifier	RDL mg/kg	Dilution	Analysis date / time	Batch
Arsenic	1.75		0.100	5	05/28/2025 04:55	WG2519842
Barium	46.6		10.0	5	05/28/2025 04:55	WG2519842
Cadmium	ND		0.100	5	05/28/2025 04:55	WG2519842
Copper	ND		10.0	5	05/28/2025 04:55	WG2519842
Lead	ND		10.0	5	05/28/2025 04:55	WG2519842
Nickel	ND		10.0	5	05/28/2025 04:55	WG2519842
Selenium	0.179		0.100	5	05/28/2025 04:55	WG2519842
Silver	ND		0.500	5	05/28/2025 04:55	WG2519842
Zinc	ND		50.0	5	05/28/2025 04:55	WG2519842



Calculated Results

Analyte	Result	Qualifier	Dilution	Analysis date / time	Batch
Sodium Adsorption Ratio	0.162		1	05/27/2025 10:40	WG2523059

Wet Chemistry by Method 7199

Analyte	Result mg/kg	Qualifier	RDL mg/kg	Dilution	Analysis date / time	Batch
Hexavalent Chromium	ND		0.196	.98	06/04/2025 10:31	WG2522437

Wet Chemistry by Method 9045D

Analyte	Result su	Qualifier	Dilution	Analysis date / time	Batch
pH	7.47		1	05/27/2025 21:05	WG2524840

Sample Narrative:

L1860839-03 WG2524840: 7.47 at 22.6C

Wet Chemistry by Method 9050AMod

Analyte	Result	Units	Qualifier	RDL	Dilution	Analysis date / time	Batch
Specific Conductance	0.0638	mmhos/cm		0.0100	1	05/28/2025 10:31	WG2524852

Sample Narrative:

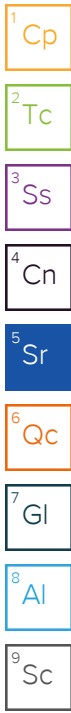
L1860839-03 WG2524852: at 25C

Metals (ICP) by Method 6010B-NE493 Ch 2

Analyte	Result mg/l	Qualifier	RDL mg/l	Dilution	Analysis date / time	Batch
Hot Water Sol. Boron	ND		0.200	1	05/27/2025 08:27	WG2523076

Metals (ICPMS) by Method 6020

Analyte	Result mg/kg	Qualifier	RDL mg/kg	Dilution	Analysis date / time	Batch
Arsenic	1.77		0.100	5	05/28/2025 04:59	WG2519842
Barium	39.2		10.0	5	05/28/2025 04:59	WG2519842
Cadmium	ND		0.100	5	05/28/2025 04:59	WG2519842
Copper	ND		10.0	5	05/28/2025 04:59	WG2519842
Lead	ND		10.0	5	05/28/2025 04:59	WG2519842
Nickel	ND		10.0	5	05/28/2025 04:59	WG2519842
Selenium	0.145		0.100	5	05/28/2025 04:59	WG2519842
Silver	ND		0.500	5	05/28/2025 04:59	WG2519842
Zinc	ND		50.0	5	05/28/2025 04:59	WG2519842



Method Blank (MB)

(MB) R4225632-2 06/04/25 09:59

Analyte	MB Result	MB Qualifier	MB MDL	MB RDL
Hexavalent Chromium	U		0.200	0.200

¹Cp

²Tc

³Ss

L1860896-02 Original Sample (OS) • Duplicate (DUP)

(OS) L1860896-02 06/04/25 10:53 • (DUP) R4225632-4 06/04/25 11:15

Analyte	Original Result	DUP Result	Dilution	DUP RPD	DUP Qualifier	DUP RPD Limits
Hexavalent Chromium	ND	ND	.98	0.000		20

⁴Cn

⁵Sr

L1860919-02 Original Sample (OS) • Duplicate (DUP)

(OS) L1860919-02 06/04/25 15:16 • (DUP) R4225632-8 06/04/25 15:27

Analyte	Original Result	DUP Result	Dilution	DUP RPD	DUP Qualifier	DUP RPD Limits
Hexavalent Chromium	ND	ND	.992	0.000		20

⁶Qc

⁷Gl

⁸Al

⁹Sc

Laboratory Control Sample (LCS)

(LCS) R4225632-1 06/04/25 09:48

Analyte	Spike Amount	LCS Result	LCS Rec.	Rec. Limits	LCS Qualifier
Hexavalent Chromium	10.0	8.73	87.3	80.0-120	

L1860896-02 Original Sample (OS) • Matrix Spike (MS) • Matrix Spike Duplicate (MSD)

(OS) L1860896-02 06/04/25 10:53 • (MS) R4225632-5 06/04/25 11:26 • (MSD) R4225632-6 06/04/25 11:59

Analyte	Spike Amount	Original Result	MS Result	MSD Result	MS Rec.	MSD Rec.	Dilution	Rec. Limits	MS Qualifier	MSD Qualifier	RPD	RPD Limits
Hexavalent Chromium	19.6	ND	18.1	18.1	92.5	91.5	.98	75.0-125			0.0392	20

L1860919-02 Original Sample (OS) • Matrix Spike (MS)

(OS) L1860919-02 06/04/25 15:16 • (MS) R4225632-9 06/04/25 15:38

Analyte	Spike Amount	Original Result	MS Result	MS Rec.	Dilution	Rec. Limits	MS Qualifier
Hexavalent Chromium	19.8	ND	17.9	90.5	.988	75.0-125	

L1860896-02 Original Sample (OS) • Matrix Spike (MS)

(OS) L1860896-02 06/04/25 10:53 • (MS) R4225632-7 06/04/25 12:10

Analyte	Spike Amount mg/kg	Original Result mg/kg	MS Result mg/kg	MS Rec. %	Dilution	Rec. Limits %	<u>MS Qualifier</u>
Hexavalent Chromium	731	ND	686	93.8	50	75.0-125	

¹Cp

²Tc

³Ss

⁴Cn

⁵Sr

⁶Qc

⁷Gl

⁸Al

⁹Sc

L1860379-04 Original Sample (OS) • Duplicate (DUP)

(OS) L1860379-04 05/27/25 21:05 • (DUP) R4221411-2 05/27/25 21:05

Analyte	Original Result	DUP Result	Dilution	DUP RPD	DUP Qualifier	DUP RPD Limits
pH	7.75	7.77	1	0.258		1

Sample Narrative:

OS: 7.75 at 23.3C
 DUP: 7.77 at 23.6C

L1860839-03 Original Sample (OS) • Duplicate (DUP)

(OS) L1860839-03 05/27/25 21:05 • (DUP) R4221411-3 05/27/25 21:05

Analyte	Original Result	DUP Result	Dilution	DUP RPD	DUP Qualifier	DUP RPD Limits
pH	7.47	7.44	1	0.402		1

Sample Narrative:

OS: 7.47 at 22.6C
 DUP: 7.44 at 23.6C

Laboratory Control Sample (LCS)

(LCS) R4221411-1 05/27/25 21:05

Analyte	Spike Amount	LCS Result	LCS Rec.	Rec. Limits	LCS Qualifier
pH	10.0	9.98	99.8	99.0-101	

Sample Narrative:

LCS: 9.98 at 22.4C

¹Cp

²Tc

³Ss

⁴Cn

⁵Sr

⁶Qc

⁷Gl

⁸Al

⁹Sc

L1860839-02 Original Sample (OS) • Duplicate (DUP)

(OS) L1860839-02 05/30/25 08:09 • (DUP) R4222923-2 05/30/25 08:09

Analyte	Original Result	DUP Result	Dilution	DUP RPD	DUP Qualifier	DUP RPD Limits
	su	su		%		%
pH	7.59	7.61	1	0.263		1

Sample Narrative:

OS: 7.59 at 21.8C

DUP: 7.61 at 21.7C

L1861984-01 Original Sample (OS) • Duplicate (DUP)

(OS) L1861984-01 05/30/25 08:09 • (DUP) R4222923-3 05/30/25 08:09

Analyte	Original Result	DUP Result	Dilution	DUP RPD	DUP Qualifier	DUP RPD Limits
	su	su		%		%
pH	7.96	7.98	1	0.251		1

Sample Narrative:

OS: 7.96 at 22C

DUP: 7.98 at 21.7C

Laboratory Control Sample (LCS)

(LCS) R4222923-1 05/30/25 08:09

Analyte	Spike Amount	LCS Result	LCS Rec.	Rec. Limits	LCS Qualifier
	su	su	%	%	
pH	10.0	10.0	100	99.0-101	

Sample Narrative:

LCS: 10.02 at 21.1C



Method Blank (MB)

(MB) R4221646-1 05/28/25 10:31

Analyte	MB Result	MB Qualifier	MB MDL	MB RDL
Specific Conductance	U		0.0100	0.0100

Sample Narrative:

BLANK: at 25C

L1860379-05 Original Sample (OS) • Duplicate (DUP)

(OS) L1860379-05 05/28/25 10:31 • (DUP) R4221646-3 05/28/25 10:31

Analyte	Original Result	DUP Result	Dilution	DUP RPD	DUP Qualifier	DUP RPD Limits
Specific Conductance	ND	0.206	1	0.341		20

Sample Narrative:

OS: at 25C

DUP: at 25C

L1860839-01 Original Sample (OS) • Duplicate (DUP)

(OS) L1860839-01 05/28/25 10:31 • (DUP) R4221646-4 05/28/25 10:31

Analyte	Original Result	DUP Result	Dilution	DUP RPD	DUP Qualifier	DUP RPD Limits
Specific Conductance	ND	0.128	1	0.234		20

Sample Narrative:

OS: at 25C

DUP: at 25C

Laboratory Control Sample (LCS)

(LCS) R4221646-2 05/28/25 10:31

Analyte	Spike Amount	LCS Result	LCS Rec.	Rec. Limits	LCS Qualifier
Specific Conductance	0.581	0.590	102	90.0-110	

Sample Narrative:

LCS: at 25C

1 Cp

2 Tc

3 Ss

4 Cn

5 Sr

6 Qc

7 Gl

8 Al

9 Sc

Method Blank (MB)

(MB) R4223230-1 05/30/25 17:50

Analyte	MB Result	MB Qualifier	MB MDL	MB RDL
Specific Conductance	U		0.0100	0.0100

Sample Narrative:

BLANK: at 25C

L1861347-01 Original Sample (OS) • Duplicate (DUP)

(OS) L1861347-01 05/30/25 17:50 • (DUP) R4223230-3 05/30/25 17:50

Analyte	Original Result	DUP Result	Dilution	DUP RPD	DUP Qualifier	DUP RPD Limits
Specific Conductance	ND	0.101	1	0.0994		20

Sample Narrative:

OS: at 25C
DUP: at 25C

L1861977-10 Original Sample (OS) • Duplicate (DUP)

(OS) L1861977-10 05/30/25 17:50 • (DUP) R4223230-4 05/30/25 17:50

Analyte	Original Result	DUP Result	Dilution	DUP RPD	DUP Qualifier	DUP RPD Limits
Specific Conductance	0.0981	0.0981	1	0.000		20

Sample Narrative:

OS: at 25C
DUP: at 25C

Laboratory Control Sample (LCS)

(LCS) R4223230-2 05/30/25 17:50

Analyte	Spike Amount	LCS Result	LCS Rec.	Rec. Limits	LCS Qualifier
Specific Conductance	0.581	0.548	94.3	90.0-110	

Sample Narrative:

LCS: at 25C

1 Cp

2 Tc

3 Ss

4 Cn

5 Sr

6 Qc

7 Gl

8 Al

9 Sc

Method Blank (MB)

(MB) R4221068-1 05/27/25 07:22

Analyte	MB Result mg/l	MB Qualifier	MB MDL mg/l	MB RDL mg/l
Hot Water Sol. Boron	U		0.0167	0.200

Laboratory Control Sample (LCS) • Laboratory Control Sample Duplicate (LCSD)

(LCS) R4221068-2 05/27/25 07:24 • (LCSD) R4221068-3 05/27/25 07:25

Analyte	Spike Amount mg/l	LCS Result mg/l	LCSD Result mg/l	LCS Rec. %	LCSD Rec. %	Rec. Limits %	LCS Qualifier	LCSD Qualifier	RPD %	RPD Limits %
Hot Water Sol. Boron	1.00	1.06	1.06	106	106	80.0-120			0.428	20

- 1 Cp
- 2 Tc
- 3 Ss
- 4 Cn
- 5 Sr
- 6 Qc
- 7 Gl
- 8 Al
- 9 Sc

Method Blank (MB)

(MB) R4222457-1 05/28/25 13:37

Analyte	MB Result mg/l	MB Qualifier	MB MDL mg/l	MB RDL mg/l
Hot Water Sol. Boron	U		0.0167	0.200

Laboratory Control Sample (LCS) • Laboratory Control Sample Duplicate (LCSD)

(LCS) R4222457-2 05/28/25 13:39 • (LCSD) R4222457-3 05/28/25 13:42

Analyte	Spike Amount mg/l	LCS Result mg/l	LCSD Result mg/l	LCS Rec. %	LCSD Rec. %	Rec. Limits %	LCS Qualifier	LCSD Qualifier	RPD %	RPD Limits %
Hot Water Sol. Boron	1.00	1.08	1.10	108	110	80.0-120			1.70	20

¹Cp

²Tc

³Ss

⁴Cn

⁵Sr

⁶Qc

⁷Gl

⁸Al

⁹Sc

Method Blank (MB)

(MB) R4221485-1 05/28/25 03:29

Analyte	MB Result mg/kg	MB Qualifier	MB MDL mg/kg	MB RDL mg/kg
Arsenic	U		0.100	0.100
Barium	U		10.0	10.0
Cadmium	U		0.100	0.100
Copper	U		10.0	10.0
Lead	U		10.0	10.0
Nickel	U		10.0	10.0
Selenium	U		0.100	0.100
Silver	U		0.500	0.500
Zinc	U		50.0	50.0

¹Cp

²Tc

³Ss

⁴Cn

⁵Sr

⁶Qc

Laboratory Control Sample (LCS)

(LCS) R4221485-2 05/28/25 03:32

Analyte	Spike Amount mg/kg	LCS Result mg/kg	LCS Rec. %	Rec. Limits %	LCS Qualifier
Arsenic	100	107	107	80.0-120	
Barium	100	111	111	80.0-120	
Cadmium	100	111	111	80.0-120	
Copper	100	108	108	80.0-120	
Lead	100	105	105	80.0-120	
Nickel	100	113	113	80.0-120	
Selenium	100	101	101	80.0-120	
Silver	20.0	21.8	109	80.0-120	
Zinc	100	105	105	80.0-120	

⁷Gl

⁸Al

⁹Sc

L1860252-08 Original Sample (OS) • Matrix Spike (MS) • Matrix Spike Duplicate (MSD)

(OS) L1860252-08 05/28/25 03:35 • (MS) R4221485-5 05/28/25 03:44 • (MSD) R4221485-6 05/28/25 03:47

Analyte	Spike Amount mg/kg	Original Result mg/kg	MS Result mg/kg	MSD Result mg/kg	MS Rec. %	MSD Rec. %	Dilution	Rec. Limits %	MS Qualifier	MSD Qualifier	RPD %	RPD Limits %
Arsenic	100	2.84	103	97.1	100	94.3	5	75.0-125			5.91	20
Barium	100	1190	1220	1440	33.7	249	5	75.0-125	V	V	16.2	20
Cadmium	100	0.123	105	97.5	105	97.3	5	75.0-125			7.26	20
Copper	100	10.9	113	105	102	94.4	5	75.0-125			7.12	20
Lead	100	ND	110	101	110	101	5	75.0-125			8.50	20
Nickel	100	10.2	114	108	104	97.4	5	75.0-125			5.98	20
Selenium	100	0.516	98.6	93.6	98.1	93.1	5	75.0-125			5.22	20
Silver	20.0	ND	20.5	19.3	103	96.3	5	75.0-125			6.48	20
Zinc	100	ND	145	139	145	139	5	75.0-125	J5	J5	4.06	20

GLOSSARY OF TERMS

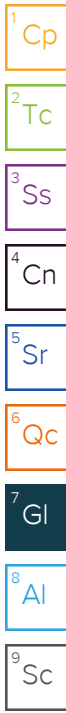
Guide to Reading and Understanding Your Laboratory Report

The information below is designed to better explain the various terms used in your report of analytical results from the Laboratory. This is not intended as a comprehensive explanation, and if you have additional questions please contact your project representative.

Results Disclaimer - Information that may be provided by the customer, and contained within this report, include Permit Limits, Project Name, Sample ID, Sample Matrix, Sample Preservation, Field Blanks, Field Spikes, Field Duplicates, On-Site Data, Sampling Collection Dates/Times, and Sampling Location. Results relate to the accuracy of this information provided, and as the samples are received.

Abbreviations and Definitions

MDL	Method Detection Limit.
ND	Not detected at the Reporting Limit (or MDL where applicable).
RDL	Reported Detection Limit.
Rec.	Recovery.
RPD	Relative Percent Difference.
SDG	Sample Delivery Group.
U	Not detected at the Reporting Limit (or MDL where applicable).
Analyte	The name of the particular compound or analysis performed. Some Analyses and Methods will have multiple analytes reported.
Dilution	If the sample matrix contains an interfering material, the sample preparation volume or weight values differ from the standard, or if concentrations of analytes in the sample are higher than the highest limit of concentration that the laboratory can accurately report, the sample may be diluted for analysis. If a value different than 1 is used in this field, the result reported has already been corrected for this factor.
Limits	These are the target % recovery ranges or % difference value that the laboratory has historically determined as normal for the method and analyte being reported. Successful QC Sample analysis will target all analytes recovered or duplicated within these ranges.
Original Sample	The non-spiked sample in the prep batch used to determine the Relative Percent Difference (RPD) from a quality control sample. The Original Sample may not be included within the reported SDG.
Qualifier	This column provides a letter and/or number designation that corresponds to additional information concerning the result reported. If a Qualifier is present, a definition per Qualifier is provided within the Glossary and Definitions page and potentially a discussion of possible implications of the Qualifier in the Case Narrative if applicable.
Result	The actual analytical final result (corrected for any sample specific characteristics) reported for your sample. If there was no measurable result returned for a specific analyte, the result in this column may state "ND" (Not Detected) or "BDL" (Below Detectable Levels). The information in the results column should always be accompanied by either an MDL (Method Detection Limit) or RDL (Reporting Detection Limit) that defines the lowest value that the laboratory could detect or report for this analyte.
Uncertainty (Radiochemistry)	Confidence level of 2 sigma.
Case Narrative (Cn)	A brief discussion about the included sample results, including a discussion of any non-conformances to protocol observed either at sample receipt by the laboratory from the field or during the analytical process. If present, there will be a section in the Case Narrative to discuss the meaning of any data qualifiers used in the report.
Quality Control Summary (Qc)	This section of the report includes the results of the laboratory quality control analyses required by procedure or analytical methods to assist in evaluating the validity of the results reported for your samples. These analyses are not being performed on your samples typically, but on laboratory generated material.
Sample Chain of Custody (Sc)	This is the document created in the field when your samples were initially collected. This is used to verify the time and date of collection, the person collecting the samples, and the analyses that the laboratory is requested to perform. This chain of custody also documents all persons (excluding commercial shippers) that have had control or possession of the samples from the time of collection until delivery to the laboratory for analysis.
Sample Results (Sr)	This section of your report will provide the results of all testing performed on your samples. These results are provided by sample ID and are separated by the analyses performed on each sample. The header line of each analysis section for each sample will provide the name and method number for the analysis reported.
Sample Summary (Ss)	This section of the Analytical Report defines the specific analyses performed for each sample ID, including the dates and times of preparation and/or analysis.
Qualifier	Description
J5	The sample matrix interfered with the ability to make any accurate determination; spike value is high.
V	The sample concentration is too high to evaluate accurate spike recoveries.



ACCREDITATIONS & LOCATIONS

Pace Analytical National 12065 Lebanon Rd Mount Juliet, TN 37122

Alabama	40660	Nebraska	NE-OS-15-05
Alaska	17-026	Nevada	TN000032021-1
Arizona	AZ0612	New Hampshire	2975
Arkansas	88-0469	New Jersey-NELAP	TN002
California	2932	New Mexico ¹	TN00003
Colorado	TN00003	New York	11742
Connecticut	PH-0197	North Carolina	Env375
Florida	E87487	North Carolina ¹	DW21704
Georgia	NELAP	North Carolina ³	41
Georgia ¹	923	North Dakota	R-140
Idaho	TN00003	Ohio-VAP	CL0069
Illinois	200008	Oklahoma	9915
Indiana	C-TN-01	Oregon	TN200002
Iowa	364	Pennsylvania	68-02979
Kansas	E-10277	Rhode Island	LA000356
Kentucky ^{1,6}	KY90010	South Carolina	84004002
Kentucky ²	16	South Dakota	n/a
Louisiana	AI30792	Tennessee ^{1,4}	2006
Louisiana	LA018	Texas	T104704245-20-18
Maine	TN00003	Texas ⁵	LAB0152
Maryland	324	Utah	TN000032021-11
Massachusetts	M-TN003	Vermont	VT2006
Michigan	9958	Virginia	110033
Minnesota	047-999-395	Washington	C847
Mississippi	TN00003	West Virginia	233
Missouri	340	Wisconsin	998093910
Montana	CERT0086	Wyoming	A2LA
A2LA – ISO 17025	1461.01	AIHA-LAP,LLC EMLAP	100789
A2LA – ISO 17025 ⁵	1461.02	DOD	1461.01
Canada	1461.01	USDA	P330-15-00234
EPA-Crypto	TN00003		

Pace Analytical National 6000 South Eastern Avenue Ste 9A Las Vegas, NV 89119

Nevada	NV009412021-1
--------	---------------

¹ Drinking Water ² Underground Storage Tanks ³ Aquatic Toxicity ⁴ Chemical/Microbiological ⁵ Mold ⁶ Wastewater n/a Accreditation not applicable

* Not all certifications held by the laboratory are applicable to the results reported in the attached report.

* Accreditation is only applicable to the test methods specified on each scope of accreditation held by Pace Analytical.

¹ Cp

² Tc

³ Ss

⁴ Cn





⁵ Sr

⁶ Qc

⁷ Gl

⁸ Al

⁹ Sc

Company Name/Address: Chevron - CO 1200 17th St. Floor 10 Denver, Co 80202		Billing Information: 1200 17th St. Floor 10 Denver, Co 80202		Pres Chk		Analysis / Container / Preservative						Chain of Custody Page <u>1</u> of <u>1</u> MT JULIET, TN 12065 Lebanon Rd. Mount Juliet, TN 37122 Submitting a sample via this chain of custody constitutes acknowledgment and acceptance of the Pace Terms and Conditions found at: https://info.pacelabs.com/hubs/standard-terms.pdf							
Report to: Nathan Champlin - 406-671-8273		Email To: Nathan.Champlin@erm.com										<p style="font-size: 2em; font-family: cursive;">4860839</p>							
Project Description: Chevron RBU/Sater USX CC 19-10		City/State Collected: CO		Please Circle: PT MT CT ET										BG Table 915 4oz Clear No Pres		SDG #		K066	
Regulatory Program(DOD,RCRA,DW,etc):		Client Project # 0736294		Lab Project # CHEGCO-ERM												Table #			
Collected by (print): PC, NS, CA, CW, HR, AM, CB, CW		Site/Facility ID # 05-123-24128		P.O. AFE #UWRWEA2580ABN												Acctnum: CHEGCO		Template: T270815 Prelogin:	
Collected by (signature): Immediately		Rush? (Lab MUST Be Notified) Same Day Five Day		Quote #				PB: P1140477 PM: 824 - Chris Ward											
Packed on Ice N ___ Y ___ X ___		Next Day 5 Day (Rad Only) Date Results Needed						Shipped Via:											
Two Day 10 Day (Rad Only)		Three Day X STD TAT						Remarks		Sample # (lab only)									
Sample ID		Comp/Grab	Matrix *	Depth	Date	Time	No. of Cntrs												
26903-BG-01-SO-4-20250519		G	SS	4	5/19/2025	1320	2	<p style="writing-mode: vertical-rl; transform: rotate(180deg);">BG Table 915 4oz Clear No Pres</p>											
26903-BG-02-SO-4-20250519		G	SS	4	5/19/2025	1315	2												
26903-BG-03-SO-4-20250519		G	SS	4	5/19/2025	1330	2												
* Matrix: SS - Soil AIR - Air F - Filter GW - Groundwater B - Bioassay WW - WasteWater DW - Drinking Water OT - Other		Remarks: pH ___ Temp ___ Flow ___ Other ___		Samples returned via: UPS FedEx Courier		Tracking #		Sample Receipt Checklist COC Seal Present/Intact: <input checked="" type="checkbox"/> Y <input checked="" type="checkbox"/> N <input checked="" type="checkbox"/> X Signed/Accurate: <input checked="" type="checkbox"/> Y <input checked="" type="checkbox"/> N Bottles arrive intact: <input checked="" type="checkbox"/> Y <input checked="" type="checkbox"/> N Correct bottles used: <input checked="" type="checkbox"/> Y <input checked="" type="checkbox"/> N Sufficient volume sent: <input checked="" type="checkbox"/> Y <input checked="" type="checkbox"/> N If Applicable VOA Zero Headpace: <input checked="" type="checkbox"/> Y <input checked="" type="checkbox"/> N Preservation Correct/Checked: <input checked="" type="checkbox"/> Y <input checked="" type="checkbox"/> N RAD Screen <0.5 mR/hr: <input checked="" type="checkbox"/> Y <input checked="" type="checkbox"/> N											
Relinquished by: (Signature) 		Date: 5/19/25	Time: 1430	Received by: (Signature) 		Trip Blank Received: Yes / No HCL / MeOH TBR													
Relinquished by: (Signature) 		Date: 5/19/25	Time: 16.50	Received by: (Signature) SWA		Temp: 1.1 °C Bottles Received: 6 1.1 + 0.4 = 1.5		If preservation required by Login: Date/Time											
Relinquished by: (Signature)		Date:	Time:	Received for lab by: (Signature) Garthorn Oron		Date: 5/20/25 Time: 0900		Hold:		Condition: NCF / OK									