

Civitas - CO

Sample Delivery Group: L1903186
Samples Received: 09/30/2025
Project Number: COH20634
Description: State North Platte T-P-36HNB,Y44-A41-36HNC

Report To: Civitas-Tasman
4725 Independence
Suite 100
Wheat Ridge, CO 80033

Entire Report Reviewed By:



Mandi Edwards
Project Manager

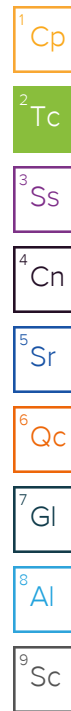
Results relate only to the items tested or calibrated and are reported as rounded values. This test report shall not be reproduced, except in full, without written approval of the laboratory. Where applicable, sampling conducted by Pace Analytical National is performed per guidance provided in laboratory standard operating procedures ENV-SOP-MTJL-0067 and ENV-SOP-MTJL-0068. Where sampling conducted by the customer, results relate to the accuracy of the information provided, and as the samples are received.

Pace Analytical National

12065 Lebanon Rd Mount Juliet, TN 37122 615-758-5858 800-767-5859 mydata.pacelabs.com

TABLE OF CONTENTS

Cp: Cover Page	1
Tc: Table of Contents	2
Ss: Sample Summary	3
Cn: Case Narrative	7
Sr: Sample Results	8
BG01@5' L1903186-01	8
BG01@6' L1903186-02	9
BG01@7' L1903186-03	10
BG02@5' L1903186-04	11
BG02@6' L1903186-05	12
BG02@7' L1903186-06	13
BG03@5' L1903186-07	14
BG03@6' L1903186-08	15
BG03@7' L1903186-09	16
BG04@5' L1903186-10	17
BG04@6' L1903186-11	18
BG04@7' L1903186-12	19
BG05@5' L1903186-13	20
BG05@6' L1903186-14	21
BG05@7' L1903186-15	22
Qc: Quality Control Summary	23
Total Solids by Method 2540 G-2011	23
Wet Chemistry by Method 7199	26
Wet Chemistry by Method 9045D (S-1.10)	28
Wet Chemistry by Method 9050AMod (S-1.20)	29
Metals (ICP) by Method 6010D (S-7.10)	30
Metals (ICPMS) by Method 6020B	31
Gl: Glossary of Terms	33
Al: Accreditations & Locations	34
Sc: Sample Chain of Custody	35



SAMPLE SUMMARY

BG01@5' L1903186-01

Collected by
RS/DT

Collected date/time
09/29/25 08:30

Received date/time
09/30/25 09:00

Method	Batch	Dilution	Preparation date/time	Analysis date/time	Analyst	Location
Calculated Results	WG2611992	1	10/02/25 11:12	10/02/25 11:12	NMM	Mt. Juliet, TN
Total Solids by Method 2540 G-2011	WG2611531	1	10/01/25 07:35	10/01/25 07:41	CMB	Mt. Juliet, TN
Wet Chemistry by Method 7199	WG2612046	1	10/01/25 14:49	10/08/25 01:52	SET	Mt. Juliet, TN
Wet Chemistry by Method 9045D (S-1.10)	WG2612515	1	10/02/25 11:38	10/02/25 15:45	RJP	Mt. Juliet, TN
Wet Chemistry by Method 9050AMod (S-1.20)	WG2612530	1	10/02/25 11:33	10/02/25 23:01	AVB	Mt. Juliet, TN
Metals (ICP) by Method 6010D (S-7.10)	WG2612001	1	10/01/25 15:22	10/01/25 16:52	UNP	Mt. Juliet, TN
Metals (ICPMS) by Method 6020B	WG2611582	1	10/01/25 08:59	10/17/25 02:47	JPD	Mt. Juliet, TN

1 Cp

2 Tc

3 Ss

4 Cn

5 Sr

BG01@6' L1903186-02

Collected by
RS/DT

Collected date/time
09/29/25 08:35

Received date/time
09/30/25 09:00

Method	Batch	Dilution	Preparation date/time	Analysis date/time	Analyst	Location
Calculated Results	WG2611992	1	10/02/25 11:14	10/02/25 11:14	NMM	Mt. Juliet, TN
Total Solids by Method 2540 G-2011	WG2611531	1	10/01/25 07:35	10/01/25 07:41	CMB	Mt. Juliet, TN
Wet Chemistry by Method 7199	WG2612046	1	10/01/25 14:49	10/08/25 02:54	SET	Mt. Juliet, TN
Wet Chemistry by Method 9045D (S-1.10)	WG2612515	1	10/02/25 11:38	10/02/25 15:45	RJP	Mt. Juliet, TN
Wet Chemistry by Method 9050AMod (S-1.20)	WG2612530	1	10/02/25 11:33	10/02/25 23:01	AVB	Mt. Juliet, TN
Metals (ICP) by Method 6010D (S-7.10)	WG2612001	1	10/01/25 15:22	10/01/25 16:55	UNP	Mt. Juliet, TN
Metals (ICPMS) by Method 6020B	WG2611582	1	10/01/25 08:59	10/17/25 02:50	JPD	Mt. Juliet, TN

6 Qc

7 Gl

8 Al

9 Sc

BG01@7' L1903186-03

Collected by
RS/DT

Collected date/time
09/29/25 08:40

Received date/time
09/30/25 09:00

Method	Batch	Dilution	Preparation date/time	Analysis date/time	Analyst	Location
Calculated Results	WG2611992	1	10/02/25 11:17	10/02/25 11:17	NMM	Mt. Juliet, TN
Total Solids by Method 2540 G-2011	WG2611531	1	10/01/25 07:35	10/01/25 07:41	CMB	Mt. Juliet, TN
Wet Chemistry by Method 7199	WG2612046	1	10/01/25 14:49	10/08/25 03:12	SET	Mt. Juliet, TN
Wet Chemistry by Method 9045D (S-1.10)	WG2612515	1	10/02/25 11:38	10/02/25 15:45	RJP	Mt. Juliet, TN
Wet Chemistry by Method 9050AMod (S-1.20)	WG2612530	1	10/02/25 11:33	10/02/25 23:01	AVB	Mt. Juliet, TN
Metals (ICP) by Method 6010D (S-7.10)	WG2612001	1	10/01/25 15:22	10/01/25 16:57	UNP	Mt. Juliet, TN
Metals (ICPMS) by Method 6020B	WG2611582	1.02	10/01/25 08:59	10/17/25 02:54	JPD	Mt. Juliet, TN

BG02@5' L1903186-04

Collected by
RS/DT

Collected date/time
09/29/25 08:45

Received date/time
09/30/25 09:00

Method	Batch	Dilution	Preparation date/time	Analysis date/time	Analyst	Location
Calculated Results	WG2611992	1	10/02/25 11:19	10/02/25 11:19	NMM	Mt. Juliet, TN
Total Solids by Method 2540 G-2011	WG2611532	1	10/01/25 05:22	10/01/25 05:30	CMB	Mt. Juliet, TN
Wet Chemistry by Method 7199	WG2612046	1	10/01/25 14:49	10/08/25 03:21	SET	Mt. Juliet, TN
Wet Chemistry by Method 9045D (S-1.10)	WG2612515	1	10/02/25 11:38	10/02/25 15:45	RJP	Mt. Juliet, TN
Wet Chemistry by Method 9050AMod (S-1.20)	WG2612530	1	10/02/25 11:33	10/02/25 23:01	AVB	Mt. Juliet, TN
Metals (ICP) by Method 6010D (S-7.10)	WG2612001	1	10/01/25 15:22	10/01/25 17:00	UNP	Mt. Juliet, TN
Metals (ICPMS) by Method 6020B	WG2611582	1	10/01/25 08:59	10/17/25 03:03	JPD	Mt. Juliet, TN

BG02@6' L1903186-05

Collected by
RS/DT

Collected date/time
09/29/25 08:50

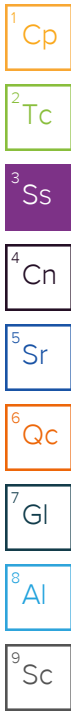
Received date/time
09/30/25 09:00

Method	Batch	Dilution	Preparation date/time	Analysis date/time	Analyst	Location
Calculated Results	WG2611992	1	10/02/25 11:21	10/02/25 11:21	NMM	Mt. Juliet, TN
Total Solids by Method 2540 G-2011	WG2611532	1	10/01/25 05:22	10/01/25 05:30	CMB	Mt. Juliet, TN
Wet Chemistry by Method 7199	WG2612046	1	10/01/25 14:49	10/08/25 03:30	SET	Mt. Juliet, TN
Wet Chemistry by Method 9045D (S-1.10)	WG2612515	1	10/02/25 11:38	10/02/25 15:45	RJP	Mt. Juliet, TN

SAMPLE SUMMARY

BG02@6' L1903186-05

			Collected by RS/DT	Collected date/time 09/29/25 08:50	Received date/time 09/30/25 09:00		
Method	Batch	Dilution	Preparation date/time	Analysis date/time	Analyst	Location	
Wet Chemistry by Method 9050AMod (S-1.20)	WG2612530	1	10/02/25 11:33	10/02/25 23:01	AVB	Mt. Juliet, TN	
Metals (ICP) by Method 6010D (S-7.10)	WG2612001	1	10/01/25 15:22	10/01/25 17:03	UNP	Mt. Juliet, TN	
Metals (ICPMS) by Method 6020B	WG2611582	1	10/01/25 08:59	10/17/25 03:06	JPD	Mt. Juliet, TN	



BG02@7' L1903186-06

			Collected by RS/DT	Collected date/time 09/29/25 08:55	Received date/time 09/30/25 09:00		
Method	Batch	Dilution	Preparation date/time	Analysis date/time	Analyst	Location	
Calculated Results	WG2611992	1	10/02/25 11:24	10/02/25 11:24	NMM	Mt. Juliet, TN	
Total Solids by Method 2540 G-2011	WG2611532	1	10/01/25 05:22	10/01/25 05:30	CMB	Mt. Juliet, TN	
Wet Chemistry by Method 7199	WG2612046	1	10/01/25 14:49	10/08/25 03:39	SET	Mt. Juliet, TN	
Wet Chemistry by Method 9045D (S-1.10)	WG2612515	1	10/02/25 11:38	10/02/25 15:45	RJP	Mt. Juliet, TN	
Wet Chemistry by Method 9050AMod (S-1.20)	WG2612530	1	10/02/25 11:33	10/02/25 23:01	AVB	Mt. Juliet, TN	
Metals (ICP) by Method 6010D (S-7.10)	WG2612001	1	10/01/25 15:22	10/01/25 17:12	UNP	Mt. Juliet, TN	
Metals (ICPMS) by Method 6020B	WG2611582	1	10/01/25 08:59	10/17/25 03:09	JPD	Mt. Juliet, TN	

BG03@5' L1903186-07

			Collected by RS/DT	Collected date/time 09/29/25 09:00	Received date/time 09/30/25 09:00		
Method	Batch	Dilution	Preparation date/time	Analysis date/time	Analyst	Location	
Calculated Results	WG2611992	1	10/02/25 11:26	10/02/25 11:26	NMM	Mt. Juliet, TN	
Total Solids by Method 2540 G-2011	WG2611532	1	10/01/25 05:22	10/01/25 05:30	CMB	Mt. Juliet, TN	
Wet Chemistry by Method 7199	WG2612046	1	10/01/25 14:49	10/08/25 03:48	SET	Mt. Juliet, TN	
Wet Chemistry by Method 9045D (S-1.10)	WG2612515	1	10/02/25 11:38	10/02/25 15:45	RJP	Mt. Juliet, TN	
Wet Chemistry by Method 9050AMod (S-1.20)	WG2612530	1	10/02/25 11:33	10/02/25 23:01	AVB	Mt. Juliet, TN	
Metals (ICP) by Method 6010D (S-7.10)	WG2612001	1	10/01/25 15:22	10/01/25 17:15	UNP	Mt. Juliet, TN	
Metals (ICPMS) by Method 6020B	WG2611582	1	10/01/25 08:59	10/17/25 03:12	JPD	Mt. Juliet, TN	

BG03@6' L1903186-08

			Collected by RS/DT	Collected date/time 09/29/25 09:05	Received date/time 09/30/25 09:00		
Method	Batch	Dilution	Preparation date/time	Analysis date/time	Analyst	Location	
Calculated Results	WG2611992	1	10/02/25 11:34	10/02/25 11:34	NMM	Mt. Juliet, TN	
Total Solids by Method 2540 G-2011	WG2611532	1	10/01/25 05:22	10/01/25 05:30	CMB	Mt. Juliet, TN	
Wet Chemistry by Method 7199	WG2612046	1	10/01/25 14:49	10/08/25 03:57	SET	Mt. Juliet, TN	
Wet Chemistry by Method 9045D (S-1.10)	WG2612515	1	10/02/25 11:38	10/02/25 15:45	RJP	Mt. Juliet, TN	
Wet Chemistry by Method 9050AMod (S-1.20)	WG2612530	1	10/02/25 11:33	10/02/25 23:01	AVB	Mt. Juliet, TN	
Metals (ICP) by Method 6010D (S-7.10)	WG2612001	1	10/01/25 15:22	10/01/25 17:18	UNP	Mt. Juliet, TN	
Metals (ICPMS) by Method 6020B	WG2611582	1.04	10/01/25 08:59	10/17/25 03:15	JPD	Mt. Juliet, TN	

BG03@7' L1903186-09

			Collected by RS/DT	Collected date/time 09/29/25 09:10	Received date/time 09/30/25 09:00		
Method	Batch	Dilution	Preparation date/time	Analysis date/time	Analyst	Location	
Calculated Results	WG2611992	1	10/02/25 11:36	10/02/25 11:36	NMM	Mt. Juliet, TN	
Total Solids by Method 2540 G-2011	WG2611532	1	10/01/25 05:22	10/01/25 05:30	CMB	Mt. Juliet, TN	
Wet Chemistry by Method 7199	WG2612046	1	10/01/25 14:49	10/08/25 04:06	SET	Mt. Juliet, TN	
Wet Chemistry by Method 9045D (S-1.10)	WG2612515	1	10/02/25 11:38	10/02/25 15:45	RJP	Mt. Juliet, TN	
Wet Chemistry by Method 9050AMod (S-1.20)	WG2612530	1	10/02/25 11:33	10/02/25 23:01	AVB	Mt. Juliet, TN	
Metals (ICP) by Method 6010D (S-7.10)	WG2612001	1	10/01/25 15:22	10/01/25 17:20	UNP	Mt. Juliet, TN	
Metals (ICPMS) by Method 6020B	WG2611582	1.02	10/01/25 08:59	10/17/25 03:18	JPD	Mt. Juliet, TN	

SAMPLE SUMMARY

BG04@5' L1903186-10

Collected by: RS/DT
 Collected date/time: 09/29/25 09:15
 Received date/time: 09/30/25 09:00

Method	Batch	Dilution	Preparation date/time	Analysis date/time	Analyst	Location
Calculated Results	WG2611992	1	10/02/25 11:39	10/02/25 11:39	NMM	Mt. Juliet, TN
Total Solids by Method 2540 G-2011	WG2611532	1	10/01/25 05:22	10/01/25 05:30	CMB	Mt. Juliet, TN
Wet Chemistry by Method 7199	WG2612046	1	10/01/25 14:49	10/08/25 04:15	SET	Mt. Juliet, TN
Wet Chemistry by Method 9045D (S-1.10)	WG2612515	1	10/02/25 11:38	10/02/25 15:45	RJP	Mt. Juliet, TN
Wet Chemistry by Method 9050AMod (S-1.20)	WG2612530	1	10/02/25 11:33	10/02/25 23:01	AVB	Mt. Juliet, TN
Metals (ICP) by Method 6010D (S-7.10)	WG2612001	1	10/01/25 15:22	10/01/25 17:23	UNP	Mt. Juliet, TN
Metals (ICPMS) by Method 6020B	WG2611582	1	10/01/25 08:59	10/17/25 03:21	JPD	Mt. Juliet, TN



BG04@6' L1903186-11

Collected by: RS/DT
 Collected date/time: 09/29/25 09:20
 Received date/time: 09/30/25 09:00

Method	Batch	Dilution	Preparation date/time	Analysis date/time	Analyst	Location
Calculated Results	WG2611992	1	10/02/25 11:41	10/02/25 11:41	NMM	Mt. Juliet, TN
Total Solids by Method 2540 G-2011	WG2611532	1	10/01/25 05:22	10/01/25 05:30	CMB	Mt. Juliet, TN
Wet Chemistry by Method 7199	WG2612046	1	10/01/25 14:49	10/08/25 04:42	SET	Mt. Juliet, TN
Wet Chemistry by Method 9045D (S-1.10)	WG2612515	1	10/02/25 11:38	10/02/25 15:45	RJP	Mt. Juliet, TN
Wet Chemistry by Method 9050AMod (S-1.20)	WG2612530	1	10/02/25 11:33	10/02/25 23:01	AVB	Mt. Juliet, TN
Metals (ICP) by Method 6010D (S-7.10)	WG2612001	1	10/01/25 15:22	10/01/25 17:26	UNP	Mt. Juliet, TN
Metals (ICPMS) by Method 6020B	WG2611582	1	10/01/25 08:59	10/17/25 02:32	JPD	Mt. Juliet, TN



BG04@7' L1903186-12

Collected by: RS/DT
 Collected date/time: 09/29/25 09:25
 Received date/time: 09/30/25 09:00

Method	Batch	Dilution	Preparation date/time	Analysis date/time	Analyst	Location
Calculated Results	WG2611992	1	10/02/25 11:44	10/02/25 11:44	NMM	Mt. Juliet, TN
Total Solids by Method 2540 G-2011	WG2611532	1	10/01/25 05:22	10/01/25 05:30	CMB	Mt. Juliet, TN
Wet Chemistry by Method 7199	WG2612046	1	10/01/25 14:49	10/08/25 04:50	SET	Mt. Juliet, TN
Wet Chemistry by Method 9045D (S-1.10)	WG2612515	1	10/02/25 11:38	10/02/25 15:45	RJP	Mt. Juliet, TN
Wet Chemistry by Method 9050AMod (S-1.20)	WG2612530	1	10/02/25 11:33	10/02/25 23:01	AVB	Mt. Juliet, TN
Metals (ICP) by Method 6010D (S-7.10)	WG2612001	1	10/01/25 15:22	10/01/25 17:29	UNP	Mt. Juliet, TN
Metals (ICPMS) by Method 6020B	WG2611582	1	10/01/25 08:59	10/17/25 03:25	JPD	Mt. Juliet, TN

BG05@5' L1903186-13

Collected by: RS/DT
 Collected date/time: 09/29/25 09:30
 Received date/time: 09/30/25 09:00

Method	Batch	Dilution	Preparation date/time	Analysis date/time	Analyst	Location
Calculated Results	WG2611992	1	10/02/25 11:46	10/02/25 11:46	NMM	Mt. Juliet, TN
Total Solids by Method 2540 G-2011	WG2611532	1	10/01/25 05:22	10/01/25 05:30	CMB	Mt. Juliet, TN
Wet Chemistry by Method 7199	WG2612046	1	10/01/25 14:49	10/08/25 04:59	SET	Mt. Juliet, TN
Wet Chemistry by Method 9045D (S-1.10)	WG2612515	1	10/02/25 11:38	10/02/25 15:45	RJP	Mt. Juliet, TN
Wet Chemistry by Method 9050AMod (S-1.20)	WG2612530	1	10/02/25 11:33	10/02/25 23:01	AVB	Mt. Juliet, TN
Metals (ICP) by Method 6010D (S-7.10)	WG2612001	1	10/01/25 15:22	10/01/25 17:32	UNP	Mt. Juliet, TN
Metals (ICPMS) by Method 6020B	WG2611582	1	10/01/25 08:59	10/17/25 03:28	JPD	Mt. Juliet, TN

BG05@6' L1903186-14

Collected by: RS/DT
 Collected date/time: 09/29/25 09:35
 Received date/time: 09/30/25 09:00

Method	Batch	Dilution	Preparation date/time	Analysis date/time	Analyst	Location
Calculated Results	WG2611992	1	10/02/25 11:48	10/02/25 11:48	NMM	Mt. Juliet, TN
Total Solids by Method 2540 G-2011	WG2611533	1	10/01/25 05:33	10/01/25 05:39	CMB	Mt. Juliet, TN
Wet Chemistry by Method 7199	WG2612046	1	10/01/25 14:49	10/08/25 05:08	SET	Mt. Juliet, TN
Wet Chemistry by Method 9045D (S-1.10)	WG2612515	1	10/02/25 11:38	10/02/25 15:45	RJP	Mt. Juliet, TN

SAMPLE SUMMARY

BG05@6' L1903186-14

Collected by: RS/DT
 Collected date/time: 09/29/25 09:35
 Received date/time: 09/30/25 09:00

Method	Batch	Dilution	Preparation date/time	Analysis date/time	Analyst	Location
Wet Chemistry by Method 9050AMod (S-1.20)	WG2612530	1	10/02/25 11:33	10/02/25 23:01	AVB	Mt. Juliet, TN
Metals (ICP) by Method 6010D (S-7.10)	WG2612001	1	10/01/25 15:22	10/01/25 17:35	UNP	Mt. Juliet, TN
Metals (ICPMS) by Method 6020B	WG2611582	1.02	10/01/25 08:59	10/17/25 03:31	JPD	Mt. Juliet, TN

1 Cp

2 Tc

3 Ss

4 Cn

BG05@7' L1903186-15

Collected by: RS/DT
 Collected date/time: 09/29/25 09:40
 Received date/time: 09/30/25 09:00

Method	Batch	Dilution	Preparation date/time	Analysis date/time	Analyst	Location
Calculated Results	WG2611992	1	10/02/25 11:51	10/02/25 11:51	NMM	Mt. Juliet, TN
Total Solids by Method 2540 G-2011	WG2611533	1	10/01/25 05:33	10/01/25 05:39	CMB	Mt. Juliet, TN
Wet Chemistry by Method 7199	WG2612046	1	10/01/25 14:49	10/08/25 05:17	SET	Mt. Juliet, TN
Wet Chemistry by Method 9045D (S-1.10)	WG2612515	1	10/02/25 11:38	10/02/25 15:45	RJP	Mt. Juliet, TN
Wet Chemistry by Method 9050AMod (S-1.20)	WG2612530	1	10/02/25 11:33	10/02/25 23:01	AVB	Mt. Juliet, TN
Metals (ICP) by Method 6010D (S-7.10)	WG2612001	1	10/01/25 15:22	10/01/25 17:38	UNP	Mt. Juliet, TN
Metals (ICPMS) by Method 6020B	WG2611582	1	10/01/25 08:59	10/17/25 03:40	JPD	Mt. Juliet, TN

5 Sr

6 Qc

7 Gl

8 Al

9 Sc

CASE NARRATIVE

All sample aliquots were received at the correct temperature, in the proper containers, with the appropriate preservatives, and within method specified holding times, unless qualified or notated within the report. Where applicable, all MDL (LOD) and RDL (LOQ) values reported for environmental samples have been corrected for the dilution factor used in the analysis. All Method and Batch Quality Control are within established criteria except where addressed in this case narrative, a non-conformance form or properly qualified within the sample results. By my digital signature below, I affirm to the best of my knowledge, all problems/anomalies observed by the laboratory as having the potential to affect the quality of the data have been identified by the laboratory, and no information or data have been knowingly withheld that would affect the quality of the data.



Mandi Edwards
Project Manager

¹ Cp

² Tc

³ Ss

⁴ Cn

⁵ Sr

⁶ Qc

⁷ Gl

⁸ Al

⁹ Sc

Calculated Results

Analyte	Result	Qualifier	Dilution	Analysis date / time	Batch
Sodium Adsorption Ratio	0.0607		1	10/02/2025 11:12	WG2611992

Total Solids by Method 2540 G-2011

Analyte	Result %	Qualifier	Dilution	Analysis date / time	Batch
Total Solids	98.7		1	10/01/2025 07:41	WG2611531

Wet Chemistry by Method 7199

Analyte	Result (dry) mg/kg	Qualifier	RDL (dry) mg/kg	Dilution	Analysis date / time	Batch
Hexavalent Chromium	ND	J6	0.203	1	10/08/2025 01:52	WG2612046

Wet Chemistry by Method 9045D (S-1.10)

Analyte	Result su	Qualifier	Dilution	Analysis date / time	Batch
pH	7.33		1	10/02/2025 15:45	WG2612515

Sample Narrative:

L1903186-01 WG2612515: 7.33 at 21C

Wet Chemistry by Method 9050AMod (S-1.20)

Analyte	Result	Units	Qualifier	RDL	Dilution	Analysis date / time	Batch
Specific Conductance	42.0	umhos/cm		10.0	1	10/02/2025 23:01	WG2612530

Sample Narrative:

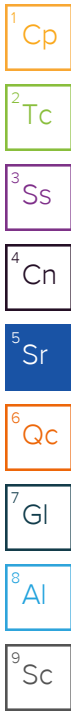
L1903186-01 WG2612530: at 25C

Metals (ICP) by Method 6010D (S-7.10)

Analyte	Result mg/l	Qualifier	RDL mg/l	Dilution	Analysis date / time	Batch
Hot Water Sol. Boron	ND		0.100	1	10/01/2025 16:52	WG2612001

Metals (ICPMS) by Method 6020B

Analyte	Result (dry) mg/kg	Qualifier	RDL (dry) mg/kg	Dilution	Analysis date / time	Batch
Arsenic	1.74		0.101	1	10/17/2025 02:47	WG2611582
Barium	35.7		10.1	1	10/17/2025 02:47	WG2611582
Cadmium	ND		0.101	1	10/17/2025 02:47	WG2611582
Copper	ND		10.1	1	10/17/2025 02:47	WG2611582
Lead	ND		10.1	1	10/17/2025 02:47	WG2611582
Nickel	ND		10.1	1	10/17/2025 02:47	WG2611582
Selenium	0.193		0.101	1	10/17/2025 02:47	WG2611582
Silver	ND		0.506	1	10/17/2025 02:47	WG2611582
Zinc	ND		50.6	1	10/17/2025 02:47	WG2611582



Calculated Results

Analyte	Result	Qualifier	Dilution	Analysis date / time	Batch
Sodium Adsorption Ratio	0.0618		1	10/02/2025 11:14	WG2611992

Total Solids by Method 2540 G-2011

Analyte	Result %	Qualifier	Dilution	Analysis date / time	Batch
Total Solids	98.7		1	10/01/2025 07:41	WG2611531

Wet Chemistry by Method 7199

Analyte	Result (dry) mg/kg	Qualifier	RDL (dry) mg/kg	Dilution	Analysis date / time	Batch
Hexavalent Chromium	ND		0.203	1	10/08/2025 02:54	WG2612046

Wet Chemistry by Method 9045D (S-1.10)

Analyte	Result su	Qualifier	Dilution	Analysis date / time	Batch
pH	7.45		1	10/02/2025 15:45	WG2612515

Sample Narrative:

L1903186-02 WG2612515: 7.45 at 20.8C

Wet Chemistry by Method 9050AMod (S-1.20)

Analyte	Result	Units	Qualifier	RDL	Dilution	Analysis date / time	Batch
Specific Conductance	50.9	umhos/cm		10.0	1	10/02/2025 23:01	WG2612530

Sample Narrative:

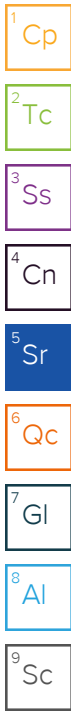
L1903186-02 WG2612530: at 25C

Metals (ICP) by Method 6010D (S-7.10)

Analyte	Result mg/l	Qualifier	RDL mg/l	Dilution	Analysis date / time	Batch
Hot Water Sol. Boron	ND		0.100	1	10/01/2025 16:55	WG2612001

Metals (ICPMS) by Method 6020B

Analyte	Result (dry) mg/kg	Qualifier	RDL (dry) mg/kg	Dilution	Analysis date / time	Batch
Arsenic	2.11		0.101	1	10/17/2025 02:50	WG2611582
Barium	24.9		10.1	1	10/17/2025 02:50	WG2611582
Cadmium	ND		0.101	1	10/17/2025 02:50	WG2611582
Copper	ND		10.1	1	10/17/2025 02:50	WG2611582
Lead	ND		10.1	1	10/17/2025 02:50	WG2611582
Nickel	ND		10.1	1	10/17/2025 02:50	WG2611582
Selenium	0.151		0.101	1	10/17/2025 02:50	WG2611582
Silver	ND		0.507	1	10/17/2025 02:50	WG2611582
Zinc	ND		50.7	1	10/17/2025 02:50	WG2611582



Calculated Results

Analyte	Result	Qualifier	Dilution	Analysis date / time	Batch
Sodium Adsorption Ratio	0.0720		1	10/02/2025 11:17	WG2611992

Total Solids by Method 2540 G-2011

Analyte	Result %	Qualifier	Dilution	Analysis date / time	Batch
Total Solids	98.6		1	10/01/2025 07:41	WG2611531

Wet Chemistry by Method 7199

Analyte	Result (dry) mg/kg	Qualifier	RDL (dry) mg/kg	Dilution	Analysis date / time	Batch
Hexavalent Chromium	ND		0.203	1	10/08/2025 03:12	WG2612046

Wet Chemistry by Method 9045D (S-1.10)

Analyte	Result su	Qualifier	Dilution	Analysis date / time	Batch
pH	7.38		1	10/02/2025 15:45	WG2612515

Sample Narrative:

L1903186-03 WG2612515: 7.38 at 20.8C

Wet Chemistry by Method 9050AMod (S-1.20)

Analyte	Result	Units	Qualifier	RDL	Dilution	Analysis date / time	Batch
Specific Conductance	34.7	umhos/cm		10.0	1	10/02/2025 23:01	WG2612530

Sample Narrative:

L1903186-03 WG2612530: at 25C

Metals (ICP) by Method 6010D (S-7.10)

Analyte	Result mg/l	Qualifier	RDL mg/l	Dilution	Analysis date / time	Batch
Hot Water Sol. Boron	ND		0.100	1	10/01/2025 16:57	WG2612001

Metals (ICPMS) by Method 6020B

Analyte	Result (dry) mg/kg	Qualifier	RDL (dry) mg/kg	Dilution	Analysis date / time	Batch
Arsenic	1.48		0.103	1.02	10/17/2025 02:54	WG2611582
Barium	31.7		10.3	1.02	10/17/2025 02:54	WG2611582
Cadmium	ND		0.103	1.02	10/17/2025 02:54	WG2611582
Copper	ND		10.3	1.02	10/17/2025 02:54	WG2611582
Lead	ND		10.3	1.02	10/17/2025 02:54	WG2611582
Nickel	ND		10.3	1.02	10/17/2025 02:54	WG2611582
Selenium	0.134		0.103	1.02	10/17/2025 02:54	WG2611582
Silver	ND		0.517	1.02	10/17/2025 02:54	WG2611582
Zinc	ND		51.7	1.02	10/17/2025 02:54	WG2611582



Calculated Results

Analyte	Result	Qualifier	Dilution	Analysis date / time	Batch
Sodium Adsorption Ratio	0.0382		1	10/02/2025 11:19	WG2611992

Total Solids by Method 2540 G-2011

Analyte	Result %	Qualifier	Dilution	Analysis date / time	Batch
Total Solids	98.3		1	10/01/2025 05:30	WG2611532

Wet Chemistry by Method 7199

Analyte	Result (dry) mg/kg	Qualifier	RDL (dry) mg/kg	Dilution	Analysis date / time	Batch
Hexavalent Chromium	ND		0.203	1	10/08/2025 03:21	WG2612046

Wet Chemistry by Method 9045D (S-1.10)

Analyte	Result su	Qualifier	Dilution	Analysis date / time	Batch
pH	8.51		1	10/02/2025 15:45	WG2612515

Sample Narrative:

L1903186-04 WG2612515: 8.51 at 21.1C

Wet Chemistry by Method 9050AMod (S-1.20)

Analyte	Result	Units	Qualifier	RDL	Dilution	Analysis date / time	Batch
Specific Conductance	132	umhos/cm		10.0	1	10/02/2025 23:01	WG2612530

Sample Narrative:

L1903186-04 WG2612530: at 25C

Metals (ICP) by Method 6010D (S-7.10)

Analyte	Result mg/l	Qualifier	RDL mg/l	Dilution	Analysis date / time	Batch
Hot Water Sol. Boron	ND		0.100	1	10/01/2025 17:00	WG2612001

Metals (ICPMS) by Method 6020B

Analyte	Result (dry) mg/kg	Qualifier	RDL (dry) mg/kg	Dilution	Analysis date / time	Batch
Arsenic	2.06		0.102	1	10/17/2025 03:03	WG2611582
Barium	33.5		10.2	1	10/17/2025 03:03	WG2611582
Cadmium	ND		0.102	1	10/17/2025 03:03	WG2611582
Copper	ND		10.2	1	10/17/2025 03:03	WG2611582
Lead	ND		10.2	1	10/17/2025 03:03	WG2611582
Nickel	ND		10.2	1	10/17/2025 03:03	WG2611582
Selenium	0.148		0.102	1	10/17/2025 03:03	WG2611582
Silver	ND		0.509	1	10/17/2025 03:03	WG2611582
Zinc	ND		50.9	1	10/17/2025 03:03	WG2611582

1 Cp

2 Tc

3 Ss

4 Cn

5 Sr

6 Qc

7 Gl

8 Al

9 Sc

Calculated Results

Analyte	Result	Qualifier	Dilution	Analysis date / time	Batch
Sodium Adsorption Ratio	0.0356		1	10/02/2025 11:21	WG2611992

Total Solids by Method 2540 G-2011

Analyte	Result %	Qualifier	Dilution	Analysis date / time	Batch
Total Solids	98.2		1	10/01/2025 05:30	WG2611532

Wet Chemistry by Method 7199

Analyte	Result (dry) mg/kg	Qualifier	RDL (dry) mg/kg	Dilution	Analysis date / time	Batch
Hexavalent Chromium	ND		0.204	1	10/08/2025 03:30	WG2612046

Wet Chemistry by Method 9045D (S-1.10)

Analyte	Result su	Qualifier	Dilution	Analysis date / time	Batch
pH	8.40		1	10/02/2025 15:45	WG2612515

Sample Narrative:

L1903186-05 WG2612515: 8.4 at 20.6C

Wet Chemistry by Method 9050AMod (S-1.20)

Analyte	Result	Units	Qualifier	RDL	Dilution	Analysis date / time	Batch
Specific Conductance	113	umhos/cm		10.0	1	10/02/2025 23:01	WG2612530

Sample Narrative:

L1903186-05 WG2612530: at 25C

Metals (ICP) by Method 6010D (S-7.10)

Analyte	Result mg/l	Qualifier	RDL mg/l	Dilution	Analysis date / time	Batch
Hot Water Sol. Boron	ND		0.100	1	10/01/2025 17:03	WG2612001

Metals (ICPMS) by Method 6020B

Analyte	Result (dry) mg/kg	Qualifier	RDL (dry) mg/kg	Dilution	Analysis date / time	Batch
Arsenic	1.98		0.102	1	10/17/2025 03:06	WG2611582
Barium	31.3		10.2	1	10/17/2025 03:06	WG2611582
Cadmium	ND		0.102	1	10/17/2025 03:06	WG2611582
Copper	ND		10.2	1	10/17/2025 03:06	WG2611582
Lead	ND		10.2	1	10/17/2025 03:06	WG2611582
Nickel	ND		10.2	1	10/17/2025 03:06	WG2611582
Selenium	0.166		0.102	1	10/17/2025 03:06	WG2611582
Silver	ND		0.509	1	10/17/2025 03:06	WG2611582
Zinc	ND		50.9	1	10/17/2025 03:06	WG2611582

1 Cp

2 Tc

3 Ss

4 Cn

5 Sr

6 Qc

7 Gl

8 Al

9 Sc

Calculated Results

Analyte	Result	Qualifier	Dilution	Analysis date / time	Batch
Sodium Adsorption Ratio	0.0407		1	10/02/2025 11:24	WG2611992

Total Solids by Method 2540 G-2011

Analyte	Result %	Qualifier	Dilution	Analysis date / time	Batch
Total Solids	98.6		1	10/01/2025 05:30	WG2611532

Wet Chemistry by Method 7199

Analyte	Result (dry) mg/kg	Qualifier	RDL (dry) mg/kg	Dilution	Analysis date / time	Batch
Hexavalent Chromium	ND		0.203	1	10/08/2025 03:39	WG2612046

Wet Chemistry by Method 9045D (S-1.10)

Analyte	Result su	Qualifier	Dilution	Analysis date / time	Batch
pH	8.51		1	10/02/2025 15:45	WG2612515

Sample Narrative:

L1903186-06 WG2612515: 8.51 at 20.3C

Wet Chemistry by Method 9050AMod (S-1.20)

Analyte	Result	Units	Qualifier	RDL	Dilution	Analysis date / time	Batch
Specific Conductance	99.8	umhos/cm		10.0	1	10/02/2025 23:01	WG2612530

Sample Narrative:

L1903186-06 WG2612530: at 25C

Metals (ICP) by Method 6010D (S-7.10)

Analyte	Result mg/l	Qualifier	RDL mg/l	Dilution	Analysis date / time	Batch
Hot Water Sol. Boron	ND		0.100	1	10/01/2025 17:12	WG2612001

Metals (ICPMS) by Method 6020B

Analyte	Result (dry) mg/kg	Qualifier	RDL (dry) mg/kg	Dilution	Analysis date / time	Batch
Arsenic	1.76		0.101	1	10/17/2025 03:09	WG2611582
Barium	32.7		10.1	1	10/17/2025 03:09	WG2611582
Cadmium	ND		0.101	1	10/17/2025 03:09	WG2611582
Copper	ND		10.1	1	10/17/2025 03:09	WG2611582
Lead	ND		10.1	1	10/17/2025 03:09	WG2611582
Nickel	ND		10.1	1	10/17/2025 03:09	WG2611582
Selenium	0.171		0.101	1	10/17/2025 03:09	WG2611582
Silver	ND		0.507	1	10/17/2025 03:09	WG2611582
Zinc	ND		50.7	1	10/17/2025 03:09	WG2611582

1 Cp

2 Tc

3 Ss

4 Cn

5 Sr

6 Qc

7 Gl

8 Al

9 Sc

Calculated Results

Analyte	Result	Qualifier	Dilution	Analysis date / time	Batch
Sodium Adsorption Ratio	0.0520		1	10/02/2025 11:26	WG2611992

Total Solids by Method 2540 G-2011

Analyte	Result %	Qualifier	Dilution	Analysis date / time	Batch
Total Solids	98.8		1	10/01/2025 05:30	WG2611532

Wet Chemistry by Method 7199

Analyte	Result (dry) mg/kg	Qualifier	RDL (dry) mg/kg	Dilution	Analysis date / time	Batch
Hexavalent Chromium	ND		0.202	1	10/08/2025 03:48	WG2612046

Wet Chemistry by Method 9045D (S-1.10)

Analyte	Result su	Qualifier	Dilution	Analysis date / time	Batch
pH	7.57		1	10/02/2025 15:45	WG2612515

Sample Narrative:

L1903186-07 WG2612515: 7.57 at 20.4C

Wet Chemistry by Method 9050AMod (S-1.20)

Analyte	Result	Units	Qualifier	RDL	Dilution	Analysis date / time	Batch
Specific Conductance	53.1	umhos/cm		10.0	1	10/02/2025 23:01	WG2612530

Sample Narrative:

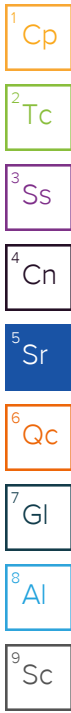
L1903186-07 WG2612530: at 25C

Metals (ICP) by Method 6010D (S-7.10)

Analyte	Result mg/l	Qualifier	RDL mg/l	Dilution	Analysis date / time	Batch
Hot Water Sol. Boron	ND		0.100	1	10/01/2025 17:15	WG2612001

Metals (ICPMS) by Method 6020B

Analyte	Result (dry) mg/kg	Qualifier	RDL (dry) mg/kg	Dilution	Analysis date / time	Batch
Arsenic	2.27		0.101	1	10/17/2025 03:12	WG2611582
Barium	34.4		10.1	1	10/17/2025 03:12	WG2611582
Cadmium	ND		0.101	1	10/17/2025 03:12	WG2611582
Copper	ND		10.1	1	10/17/2025 03:12	WG2611582
Lead	ND		10.1	1	10/17/2025 03:12	WG2611582
Nickel	ND		10.1	1	10/17/2025 03:12	WG2611582
Selenium	0.185		0.101	1	10/17/2025 03:12	WG2611582
Silver	ND		0.506	1	10/17/2025 03:12	WG2611582
Zinc	ND		50.6	1	10/17/2025 03:12	WG2611582



Calculated Results

Analyte	Result	Qualifier	Dilution	Analysis date / time	Batch
Sodium Adsorption Ratio	0.0590		1	10/02/2025 11:34	WG2611992

Total Solids by Method 2540 G-2011

Analyte	Result %	Qualifier	Dilution	Analysis date / time	Batch
Total Solids	91.4		1	10/01/2025 05:30	WG2611532

Wet Chemistry by Method 7199

Analyte	Result (dry) mg/kg	Qualifier	RDL (dry) mg/kg	Dilution	Analysis date / time	Batch
Hexavalent Chromium	ND		0.219	1	10/08/2025 03:57	WG2612046

Wet Chemistry by Method 9045D (S-1.10)

Analyte	Result su	Qualifier	Dilution	Analysis date / time	Batch
pH	6.98		1	10/02/2025 15:45	WG2612515

Sample Narrative:

L1903186-08 WG2612515: 6.98 at 21C

Wet Chemistry by Method 9050AMod (S-1.20)

Analyte	Result	Units	Qualifier	RDL	Dilution	Analysis date / time	Batch
Specific Conductance	66.0	umhos/cm		10.0	1	10/02/2025 23:01	WG2612530

Sample Narrative:

L1903186-08 WG2612530: at 25C

Metals (ICP) by Method 6010D (S-7.10)

Analyte	Result mg/l	Qualifier	RDL mg/l	Dilution	Analysis date / time	Batch
Hot Water Sol. Boron	ND		0.100	1	10/01/2025 17:18	WG2612001

Metals (ICPMS) by Method 6020B

Analyte	Result (dry) mg/kg	Qualifier	RDL (dry) mg/kg	Dilution	Analysis date / time	Batch
Arsenic	1.86		0.114	1.04	10/17/2025 03:15	WG2611582
Barium	63.3		11.4	1.04	10/17/2025 03:15	WG2611582
Cadmium	ND		0.114	1.04	10/17/2025 03:15	WG2611582
Copper	ND		11.4	1.04	10/17/2025 03:15	WG2611582
Lead	ND		11.4	1.04	10/17/2025 03:15	WG2611582
Nickel	ND		11.4	1.04	10/17/2025 03:15	WG2611582
Selenium	0.202		0.114	1.04	10/17/2025 03:15	WG2611582
Silver	ND		0.569	1.04	10/17/2025 03:15	WG2611582
Zinc	ND		56.9	1.04	10/17/2025 03:15	WG2611582

1 Cp

2 Tc

3 Ss

4 Cn

5 Sr

6 Qc

7 Gl

8 Al

9 Sc

Calculated Results

Analyte	Result	Qualifier	Dilution	Analysis date / time	Batch
Sodium Adsorption Ratio	0.0431		1	10/02/2025 11:36	WG2611992

Total Solids by Method 2540 G-2011

Analyte	Result %	Qualifier	Dilution	Analysis date / time	Batch
Total Solids	94.6		1	10/01/2025 05:30	WG2611532

Wet Chemistry by Method 7199

Analyte	Result (dry) mg/kg	Qualifier	RDL (dry) mg/kg	Dilution	Analysis date / time	Batch
Hexavalent Chromium	ND		0.211	1	10/08/2025 04:06	WG2612046

Wet Chemistry by Method 9045D (S-1.10)

Analyte	Result su	Qualifier	Dilution	Analysis date / time	Batch
pH	8.60		1	10/02/2025 15:45	WG2612515

Sample Narrative:

L1903186-09 WG2612515: 8.6 at 20.4C

Wet Chemistry by Method 9050AMod (S-1.20)

Analyte	Result	Units	Qualifier	RDL	Dilution	Analysis date / time	Batch
Specific Conductance	92.1	umhos/cm		10.0	1	10/02/2025 23:01	WG2612530

Sample Narrative:

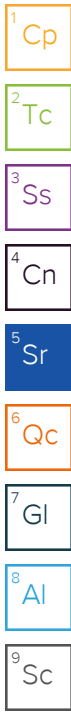
L1903186-09 WG2612530: at 25C

Metals (ICP) by Method 6010D (S-7.10)

Analyte	Result mg/l	Qualifier	RDL mg/l	Dilution	Analysis date / time	Batch
Hot Water Sol. Boron	ND		0.100	1	10/01/2025 17:20	WG2612001

Metals (ICPMS) by Method 6020B

Analyte	Result (dry) mg/kg	Qualifier	RDL (dry) mg/kg	Dilution	Analysis date / time	Batch
Arsenic	2.18		0.108	1.02	10/17/2025 03:18	WG2611582
Barium	33.9		10.8	1.02	10/17/2025 03:18	WG2611582
Cadmium	ND		0.108	1.02	10/17/2025 03:18	WG2611582
Copper	ND		10.8	1.02	10/17/2025 03:18	WG2611582
Lead	ND		10.8	1.02	10/17/2025 03:18	WG2611582
Nickel	ND		10.8	1.02	10/17/2025 03:18	WG2611582
Selenium	0.137		0.108	1.02	10/17/2025 03:18	WG2611582
Silver	ND		0.539	1.02	10/17/2025 03:18	WG2611582
Zinc	ND		53.9	1.02	10/17/2025 03:18	WG2611582



Calculated Results

Analyte	Result	Qualifier	Dilution	Analysis date / time	Batch
Sodium Adsorption Ratio	0.0670		1	10/02/2025 11:39	WG2611992

Total Solids by Method 2540 G-2011

Analyte	Result %	Qualifier	Dilution	Analysis date / time	Batch
Total Solids	93.6		1	10/01/2025 05:30	WG2611532

Wet Chemistry by Method 7199

Analyte	Result (dry) mg/kg	Qualifier	RDL (dry) mg/kg	Dilution	Analysis date / time	Batch
Hexavalent Chromium	ND		0.214	1	10/08/2025 04:15	WG2612046

Wet Chemistry by Method 9045D (S-1.10)

Analyte	Result su	Qualifier	Dilution	Analysis date / time	Batch
pH	7.14		1	10/02/2025 15:45	WG2612515

Sample Narrative:

L1903186-10 WG2612515: 7.14 at 20C

Wet Chemistry by Method 9050AMod (S-1.20)

Analyte	Result	Units	Qualifier	RDL	Dilution	Analysis date / time	Batch
Specific Conductance	43.3	umhos/cm		10.0	1	10/02/2025 23:01	WG2612530

Sample Narrative:


L1903186-10 WG2612530: at 25C

Metals (ICP) by Method 6010D (S-7.10)

Analyte	Result mg/l	Qualifier	RDL mg/l	Dilution	Analysis date / time	Batch
Hot Water Sol. Boron	ND		0.100	1	10/01/2025 17:23	WG2612001

Metals (ICPMS) by Method 6020B

Analyte	Result (dry) mg/kg	Qualifier	RDL (dry) mg/kg	Dilution	Analysis date / time	Batch
Arsenic	1.97		0.107	1	10/17/2025 03:21	WG2611582
Barium	36.9		10.7	1	10/17/2025 03:21	WG2611582
Cadmium	ND		0.107	1	10/17/2025 03:21	WG2611582
Copper	ND		10.7	1	10/17/2025 03:21	WG2611582
Lead	ND		10.7	1	10/17/2025 03:21	WG2611582
Nickel	ND		10.7	1	10/17/2025 03:21	WG2611582
Selenium	0.151		0.107	1	10/17/2025 03:21	WG2611582
Silver	ND		0.534	1	10/17/2025 03:21	WG2611582
Zinc	ND		53.4	1	10/17/2025 03:21	WG2611582



Calculated Results

Analyte	Result	Qualifier	Dilution	Analysis date / time	Batch
Sodium Adsorption Ratio	0.0583		1	10/02/2025 11:41	WG2611992

Total Solids by Method 2540 G-2011

Analyte	Result %	Qualifier	Dilution	Analysis date / time	Batch
Total Solids	98.6		1	10/01/2025 05:30	WG2611532

Wet Chemistry by Method 7199

Analyte	Result (dry) mg/kg	Qualifier	RDL (dry) mg/kg	Dilution	Analysis date / time	Batch
Hexavalent Chromium	ND		0.203	1	10/08/2025 04:42	WG2612046

Wet Chemistry by Method 9045D (S-1.10)

Analyte	Result su	Qualifier	Dilution	Analysis date / time	Batch
pH	7.37		1	10/02/2025 15:45	WG2612515

Sample Narrative:

L1903186-11 WG2612515: 7.37 at 20.1C

Wet Chemistry by Method 9050AMod (S-1.20)

Analyte	Result	Units	Qualifier	RDL	Dilution	Analysis date / time	Batch
Specific Conductance	38.0	umhos/cm		10.0	1	10/02/2025 23:01	WG2612530

Sample Narrative:

L1903186-11 WG2612530: at 25C

Metals (ICP) by Method 6010D (S-7.10)

Analyte	Result mg/l	Qualifier	RDL mg/l	Dilution	Analysis date / time	Batch
Hot Water Sol. Boron	ND		0.100	1	10/01/2025 17:26	WG2612001

Metals (ICPMS) by Method 6020B

Analyte	Result (dry) mg/kg	Qualifier	RDL (dry) mg/kg	Dilution	Analysis date / time	Batch
Arsenic	1.48		0.101	1	10/17/2025 02:32	WG2611582
Barium	34.1		10.1	1	10/17/2025 02:32	WG2611582
Cadmium	ND		0.101	1	10/17/2025 02:32	WG2611582
Copper	ND		10.1	1	10/17/2025 02:32	WG2611582
Lead	ND		10.1	1	10/17/2025 02:32	WG2611582
Nickel	ND		10.1	1	10/17/2025 02:32	WG2611582
Selenium	0.147		0.101	1	10/17/2025 02:32	WG2611582
Silver	ND		0.507	1	10/17/2025 02:32	WG2611582
Zinc	ND		50.7	1	10/17/2025 02:32	WG2611582

1 Cp

2 Tc

3 Ss

4 Cn

5 Sr

6 Qc

7 Gl

8 Al

9 Sc

Calculated Results

Analyte	Result	Qualifier	Dilution	Analysis date / time	Batch
Sodium Adsorption Ratio	0.0509		1	10/02/2025 11:44	WG2611992

Total Solids by Method 2540 G-2011

Analyte	Result %	Qualifier	Dilution	Analysis date / time	Batch
Total Solids	98.6		1	10/01/2025 05:30	WG2611532

Wet Chemistry by Method 7199

Analyte	Result (dry) mg/kg	Qualifier	RDL (dry) mg/kg	Dilution	Analysis date / time	Batch
Hexavalent Chromium	ND		0.203	1	10/08/2025 04:50	WG2612046

Wet Chemistry by Method 9045D (S-1.10)

Analyte	Result su	Qualifier	Dilution	Analysis date / time	Batch
pH	8.17		1	10/02/2025 15:45	WG2612515

Sample Narrative:

L1903186-12 WG2612515: 8.17 at 20C

Wet Chemistry by Method 9050AMod (S-1.20)

Analyte	Result	Units	Qualifier	RDL	Dilution	Analysis date / time	Batch
Specific Conductance	85.4	umhos/cm		10.0	1	10/02/2025 23:01	WG2612530

Sample Narrative:

L1903186-12 WG2612530: at 25C

Metals (ICP) by Method 6010D (S-7.10)

Analyte	Result mg/l	Qualifier	RDL mg/l	Dilution	Analysis date / time	Batch
Hot Water Sol. Boron	ND		0.100	1	10/01/2025 17:29	WG2612001

Metals (ICPMS) by Method 6020B

Analyte	Result (dry) mg/kg	Qualifier	RDL (dry) mg/kg	Dilution	Analysis date / time	Batch
Arsenic	1.68		0.101	1	10/17/2025 03:25	WG2611582
Barium	42.3		10.1	1	10/17/2025 03:25	WG2611582
Cadmium	ND		0.101	1	10/17/2025 03:25	WG2611582
Copper	ND		10.1	1	10/17/2025 03:25	WG2611582
Lead	ND		10.1	1	10/17/2025 03:25	WG2611582
Nickel	ND		10.1	1	10/17/2025 03:25	WG2611582
Selenium	0.132		0.101	1	10/17/2025 03:25	WG2611582
Silver	ND		0.507	1	10/17/2025 03:25	WG2611582
Zinc	ND		50.7	1	10/17/2025 03:25	WG2611582

1 Cp

2 Tc

3 Ss

4 Cn

5 Sr

6 Qc

7 Gl

8 Al

9 Sc

Calculated Results

Analyte	Result	Qualifier	Dilution	Analysis date / time	Batch
Sodium Adsorption Ratio	0.0518		1	10/02/2025 11:46	WG2611992

Total Solids by Method 2540 G-2011

Analyte	Result %	Qualifier	Dilution	Analysis date / time	Batch
Total Solids	98.5		1	10/01/2025 05:30	WG2611532

Wet Chemistry by Method 7199

Analyte	Result (dry) mg/kg	Qualifier	RDL (dry) mg/kg	Dilution	Analysis date / time	Batch
Hexavalent Chromium	ND		0.203	1	10/08/2025 04:59	WG2612046

Wet Chemistry by Method 9045D (S-1.10)

Analyte	Result su	Qualifier	Dilution	Analysis date / time	Batch
pH	7.85		1	10/02/2025 15:45	WG2612515

Sample Narrative:

L1903186-13 WG2612515: 7.85 at 20C

Wet Chemistry by Method 9050AMod (S-1.20)

Analyte	Result	Units	Qualifier	RDL	Dilution	Analysis date / time	Batch
Specific Conductance	58.6	umhos/cm		10.0	1	10/02/2025 23:01	WG2612530

Sample Narrative:

L1903186-13 WG2612530: at 25C

Metals (ICP) by Method 6010D (S-7.10)

Analyte	Result mg/l	Qualifier	RDL mg/l	Dilution	Analysis date / time	Batch
Hot Water Sol. Boron	ND		0.100	1	10/01/2025 17:32	WG2612001

Metals (ICPMS) by Method 6020B

Analyte	Result (dry) mg/kg	Qualifier	RDL (dry) mg/kg	Dilution	Analysis date / time	Batch
Arsenic	1.99		0.102	1	10/17/2025 03:28	WG2611582
Barium	30.6		10.2	1	10/17/2025 03:28	WG2611582
Cadmium	ND		0.102	1	10/17/2025 03:28	WG2611582
Copper	ND		10.2	1	10/17/2025 03:28	WG2611582
Lead	ND		10.2	1	10/17/2025 03:28	WG2611582
Nickel	ND		10.2	1	10/17/2025 03:28	WG2611582
Selenium	0.160		0.102	1	10/17/2025 03:28	WG2611582
Silver	ND		0.508	1	10/17/2025 03:28	WG2611582
Zinc	ND		50.8	1	10/17/2025 03:28	WG2611582

1 Cp

2 Tc

3 Ss

4 Cn

5 Sr

6 Qc

7 Gl

8 Al

9 Sc

Calculated Results

Analyte	Result	Qualifier	Dilution	Analysis date / time	Batch
Sodium Adsorption Ratio	0.0415		1	10/02/2025 11:48	WG2611992

Total Solids by Method 2540 G-2011

Analyte	Result %	Qualifier	Dilution	Analysis date / time	Batch
Total Solids	97.8		1	10/01/2025 05:39	WG2611533

Wet Chemistry by Method 7199

Analyte	Result (dry) mg/kg	Qualifier	RDL (dry) mg/kg	Dilution	Analysis date / time	Batch
Hexavalent Chromium	ND		0.205	1	10/08/2025 05:08	WG2612046

Wet Chemistry by Method 9045D (S-1.10)

Analyte	Result su	Qualifier	Dilution	Analysis date / time	Batch
pH	8.52		1	10/02/2025 15:45	WG2612515

Sample Narrative:

L1903186-14 WG2612515: 8.52 at 20.2C

Wet Chemistry by Method 9050AMod (S-1.20)

Analyte	Result	Units	Qualifier	RDL	Dilution	Analysis date / time	Batch
Specific Conductance	102	umhos/cm		10.0	1	10/02/2025 23:01	WG2612530

Sample Narrative:

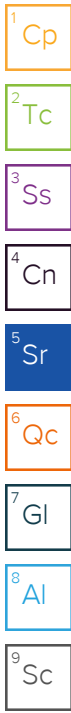
L1903186-14 WG2612530: at 25C

Metals (ICP) by Method 6010D (S-7.10)

Analyte	Result mg/l	Qualifier	RDL mg/l	Dilution	Analysis date / time	Batch
Hot Water Sol. Boron	ND		0.100	1	10/01/2025 17:35	WG2612001

Metals (ICPMS) by Method 6020B

Analyte	Result (dry) mg/kg	Qualifier	RDL (dry) mg/kg	Dilution	Analysis date / time	Batch
Arsenic	1.67		0.104	1.02	10/17/2025 03:31	WG2611582
Barium	35.1		10.4	1.02	10/17/2025 03:31	WG2611582
Cadmium	ND		0.104	1.02	10/17/2025 03:31	WG2611582
Copper	ND		10.4	1.02	10/17/2025 03:31	WG2611582
Lead	ND		10.4	1.02	10/17/2025 03:31	WG2611582
Nickel	ND		10.4	1.02	10/17/2025 03:31	WG2611582
Selenium	0.174		0.104	1.02	10/17/2025 03:31	WG2611582
Silver	ND		0.522	1.02	10/17/2025 03:31	WG2611582
Zinc	ND		52.2	1.02	10/17/2025 03:31	WG2611582



Calculated Results

Analyte	Result	Qualifier	Dilution	Analysis date / time	Batch
Sodium Adsorption Ratio	0.0397		1	10/02/2025 11:51	WG2611992

Total Solids by Method 2540 G-2011

Analyte	Result %	Qualifier	Dilution	Analysis date / time	Batch
Total Solids	98.3		1	10/01/2025 05:39	WG2611533

Wet Chemistry by Method 7199

Analyte	Result (dry) mg/kg	Qualifier	RDL (dry) mg/kg	Dilution	Analysis date / time	Batch
Hexavalent Chromium	ND		0.203	1	10/08/2025 05:17	WG2612046

Wet Chemistry by Method 9045D (S-1.10)

Analyte	Result su	Qualifier	Dilution	Analysis date / time	Batch
pH	8.59		1	10/02/2025 15:45	WG2612515

Sample Narrative:

L1903186-15 WG2612515: 8.59 at 20.1C

Wet Chemistry by Method 9050AMod (S-1.20)

Analyte	Result	Units	Qualifier	RDL	Dilution	Analysis date / time	Batch
Specific Conductance	95.4	umhos/cm		10.0	1	10/02/2025 23:01	WG2612530

Sample Narrative:

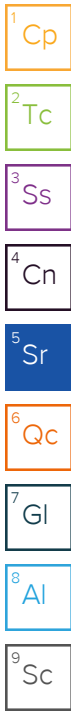
L1903186-15 WG2612530: at 25C

Metals (ICP) by Method 6010D (S-7.10)

Analyte	Result mg/l	Qualifier	RDL mg/l	Dilution	Analysis date / time	Batch
Hot Water Sol. Boron	ND		0.100	1	10/01/2025 17:38	WG2612001

Metals (ICPMS) by Method 6020B

Analyte	Result (dry) mg/kg	Qualifier	RDL (dry) mg/kg	Dilution	Analysis date / time	Batch
Arsenic	1.97		0.102	1	10/17/2025 03:40	WG2611582
Barium	41.1		10.2	1	10/17/2025 03:40	WG2611582
Cadmium	ND		0.102	1	10/17/2025 03:40	WG2611582
Copper	ND		10.2	1	10/17/2025 03:40	WG2611582
Lead	ND		10.2	1	10/17/2025 03:40	WG2611582
Nickel	ND		10.2	1	10/17/2025 03:40	WG2611582
Selenium	0.157		0.102	1	10/17/2025 03:40	WG2611582
Silver	ND		0.509	1	10/17/2025 03:40	WG2611582
Zinc	ND		50.9	1	10/17/2025 03:40	WG2611582



Method Blank (MB)

(MB) R4281025-1 10/01/25 07:41

Analyte	MB Result	MB Qualifier	MB MDL	MB RDL
	%		%	%
Total Solids	0.00400			

1 Cp

2 Tc

3 Ss

L1903179-07 Original Sample (OS) • Duplicate (DUP)

(OS) L1903179-07 10/01/25 07:41 • (DUP) R4281025-3 10/01/25 07:41

Analyte	Original Result	DUP Result	Dilution	DUP RPD	DUP Qualifier	DUP RPD Limits
	%	%		%		%
Total Solids	84.6	86.1	1	1.77		10

4 Cn

5 Sr

Laboratory Control Sample (LCS)

(LCS) R4281025-2 10/01/25 07:41

Analyte	Spike Amount	LCS Result	LCS Rec.	Rec. Limits	LCS Qualifier
	%	%	%	%	
Total Solids	50.0	50.0	100	90.0-110	

6 Qc

7 Gl

8 Al

9 Sc

Method Blank (MB)

(MB) R4280990-1 10/01/25 05:30

Analyte	MB Result	<u>MB Qualifier</u>	MB MDL	MB RDL
	%		%	%
Total Solids	0.000			

¹Cp

²Tc

³Ss

L1903186-11 Original Sample (OS) • Duplicate (DUP)

(OS) L1903186-11 10/01/25 05:30 • (DUP) R4280990-3 10/01/25 05:30

Analyte	Original Result	DUP Result	Dilution	DUP RPD	<u>DUP Qualifier</u>	DUP RPD Limits
	%	%		%		%
Total Solids	98.6	98.6	1	0.0232		10

⁴Cn

⁵Sr

Laboratory Control Sample (LCS)

(LCS) R4280990-2 10/01/25 05:30

Analyte	Spike Amount	LCS Result	LCS Rec.	Rec. Limits	<u>LCS Qualifier</u>
	%	%	%	%	
Total Solids	50.0	50.0	99.9	90.0-110	

⁶Qc

⁷Gl

⁸Al

⁹Sc

Method Blank (MB)

(MB) R4280994-1 10/01/25 05:39

Analyte	MB Result	<u>MB Qualifier</u>	MB MDL	MB RDL
	%		%	%
Total Solids	0.00300			

¹Cp

²Tc

³Ss

L1903194-02 Original Sample (OS) • Duplicate (DUP)

(OS) L1903194-02 10/01/25 05:39 • (DUP) R4280994-3 10/01/25 05:39

Analyte	Original Result	DUP Result	Dilution	DUP RPD	<u>DUP Qualifier</u>	DUP RPD Limits
	%	%		%		%
Total Solids	84.6	84.0	1	0.622		10

⁴Cn

⁵Sr

Laboratory Control Sample (LCS)

(LCS) R4280994-2 10/01/25 05:39

Analyte	Spike Amount	LCS Result	LCS Rec.	Rec. Limits	<u>LCS Qualifier</u>
	%	%	%	%	
Total Solids	50.0	50.0	99.9	90.0-110	

⁶Qc

⁷Gl

⁸Al

⁹Sc

Method Blank (MB)

(MB) R4284455-1 10/08/25 01:07

Analyte	MB Result	MB Qualifier	MB MDL	MB RDL
Hexavalent Chromium	ND		0.200	0.200

1 Cp

2 Tc

3 Ss

4 Cn

5 Sr

6 Qc

7 Gl

8 Al

9 Sc

L1903186-02 Original Sample (OS) • Duplicate (DUP)

(OS) L1903186-02 10/08/25 02:54 • (DUP) R4284455-8 10/08/25 03:03

Analyte	Original Result (dry)	DUP Result (dry)	Dilution	DUP RPD	DUP Qualifier	DUP RPD Limits
Hexavalent Chromium	ND	ND	1	0.000		20

L1903202-02 Original Sample (OS) • Duplicate (DUP)

(OS) L1903202-02 10/08/25 05:35 • (DUP) R4284455-9 10/08/25 05:44

Analyte	Original Result (dry)	DUP Result (dry)	Dilution	DUP RPD	DUP Qualifier	DUP RPD Limits
Hexavalent Chromium	1.55	1.46	1	5.85		20

Laboratory Control Sample (LCS)

(LCS) R4284455-2 10/08/25 01:16

Analyte	Spike Amount	LCS Result	LCS Rec.	Rec. Limits	LCS Qualifier
Hexavalent Chromium	10.0	9.77	97.7	80.0-120	

L1903186-01 Original Sample (OS) • Matrix Spike (MS) • Matrix Spike Duplicate (MSD)

(OS) L1903186-01 10/08/25 01:52 • (MS) R4284455-4 10/08/25 02:10 • (MSD) R4284455-5 10/08/25 02:19

Analyte	Spike Amount (dry)	Original Result (dry)	MS Result (dry)	MSD Result (dry)	MS Rec.	MSD Rec.	Dilution	Rec. Limits	MS Qualifier	MSD Qualifier	RPD	RPD Limits
Hexavalent Chromium	20.3	ND	18.6	18.2	91.8	89.7	1	75.0-125			2.40	20

L1903186-01 Original Sample (OS) • Matrix Spike (MS)

(OS) L1903186-01 10/08/25 01:52 • (MS) R4284455-7 10/08/25 02:28

Analyte	Spike Amount (dry) mg/kg	Original Result (dry) mg/kg	MS Result (dry) mg/kg	MS Rec. %	Dilution	Rec. Limits %	MS Qualifier
Hexavalent Chromium	651	ND	ND	0.000	1	75.0-125	<u>J6</u>

¹Cp

²Tc

³Ss

⁴Cn

⁵Sr

⁶Qc

⁷Gl

⁸Al

⁹Sc

L1903186-01 Original Sample (OS) • Duplicate (DUP)

(OS) L1903186-01 10/02/25 15:45 • (DUP) R4281825-2 10/02/25 15:45

Analyte	Original Result	DUP Result	Dilution	DUP RPD	DUP Qualifier	DUP RPD Limits
su	su	su		%		%
pH	7.33	7.30	1	0.410		1

Sample Narrative:

OS: 7.33 at 21C
DUP: 7.3 at 20.9C

L1903194-05 Original Sample (OS) • Duplicate (DUP)

(OS) L1903194-05 10/02/25 15:45 • (DUP) R4281825-3 10/02/25 15:45

Analyte	Original Result	DUP Result	Dilution	DUP RPD	DUP Qualifier	DUP RPD Limits
su	su	su		%		%
pH	8.20	8.24	1	0.487		1

Sample Narrative:

OS: 8.2 at 20.8C
DUP: 8.24 at 20.8C

Laboratory Control Sample (LCS)

(LCS) R4281825-1 10/02/25 15:45

Analyte	Spike Amount	LCS Result	LCS Rec.	Rec. Limits	LCS Qualifier
su	su	su	%	%	
pH	10.0	10.0	100	99.0-101	

Sample Narrative:

LCS: 10 at 20.6C

1 Cp

2 Tc

3 Ss

4 Cn

5 Sr

6 Qc

7 Gl

8 Al

9 Sc

Method Blank (MB)

(MB) R4281956-1 10/02/25 23:01

Analyte	MB Result	MB Qualifier	MB MDL	MB RDL
Specific Conductance	umhos/cm		umhos/cm	umhos/cm
	ND		10.0	10.0

Sample Narrative:

BLANK: at 25C

L1903186-02 Original Sample (OS) • Duplicate (DUP)

(OS) L1903186-02 10/02/25 23:01 • (DUP) R4281956-3 10/02/25 23:01

Analyte	Original Result	DUP Result	Dilution	DUP RPD	DUP Qualifier	DUP RPD Limits
Specific Conductance	umhos/cm	umhos/cm		%		%
	50.9	50.4	1	0.987		20

Sample Narrative:

OS: at 25C

DUP: at 25C

L1903194-04 Original Sample (OS) • Duplicate (DUP)

(OS) L1903194-04 10/02/25 23:01 • (DUP) R4281956-4 10/02/25 23:01

Analyte	Original Result	DUP Result	Dilution	DUP RPD	DUP Qualifier	DUP RPD Limits
Specific Conductance	umhos/cm	umhos/cm		%		%
	257	257	1	0.000		20

Sample Narrative:

OS: at 25C

DUP: at 25C

Laboratory Control Sample (LCS)

(LCS) R4281956-2 10/02/25 23:01

Analyte	Spike Amount	LCS Result	LCS Rec.	Rec. Limits	LCS Qualifier
Specific Conductance	umhos/cm	umhos/cm	%	%	
	581	593	102	90.0-110	

Sample Narrative:

LCS: at 25C

1 Cp

2 Tc

3 Ss

4 Cn

5 Sr

6 Qc

7 Gl

8 Al

9 Sc

Method Blank (MB)

(MB) R4281180-1 10/01/25 16:37

Analyte	MB Result mg/l	MB Qualifier	MB MDL mg/l	MB RDL mg/l
Hot Water Sol. Boron	ND		0.0199	0.100

Laboratory Control Sample (LCS) • Laboratory Control Sample Duplicate (LCSD)

(LCS) R4281180-2 10/01/25 16:40 • (LCSD) R4281180-3 10/01/25 16:43

Analyte	Spike Amount mg/l	LCS Result mg/l	LCSD Result mg/l	LCS Rec. %	LCSD Rec. %	Rec. Limits %	LCS Qualifier	LCSD Qualifier	RPD %	RPD Limits %
Hot Water Sol. Boron	1.00	1.01	1.02	101	102	80.0-120			1.44	20

¹Cp

²Tc

³Ss

⁴Cn

⁵Sr

⁶Qc

⁷Gl

⁸Al

⁹Sc

Method Blank (MB)

(MB) R4288385-1 10/17/25 02:26

Analyte	MB Result mg/kg	MB Qualifier	MB MDL mg/kg	MB RDL mg/kg
Arsenic	ND		0.100	0.100
Barium	ND		10.0	10.0
Cadmium	ND		0.100	0.100
Copper	ND		10.0	10.0
Lead	ND		10.0	10.0
Nickel	ND		10.0	10.0
Selenium	ND		0.100	0.100
Silver	ND		0.500	0.500
Zinc	ND		50.0	50.0

¹Cp

²Tc

³Ss

⁴Cn

⁵Sr

⁶Qc

Laboratory Control Sample (LCS)

(LCS) R4288385-2 10/17/25 02:29

Analyte	Spike Amount mg/kg	LCS Result mg/kg	LCS Rec. %	Rec. Limits %	LCS Qualifier
Arsenic	100	104	104	80.0-120	
Barium	100	101	101	80.0-120	
Cadmium	100	107	107	80.0-120	
Copper	100	102	102	80.0-120	
Lead	100	103	103	80.0-120	
Nickel	100	107	107	80.0-120	
Selenium	100	102	102	80.0-120	
Silver	20.0	22.1	110	80.0-120	
Zinc	100	102	102	80.0-120	

⁷Gl

⁸Al

⁹Sc

L1903186-11 Original Sample (OS) • Matrix Spike (MS) • Matrix Spike Duplicate (MSD)

(OS) L1903186-11 10/17/25 02:32 • (MS) R4288385-5 10/17/25 02:41 • (MSD) R4288385-6 10/17/25 02:44

Analyte	Spike Amount (dry) mg/kg	Original Result (dry) mg/kg	MS Result (dry) mg/kg	MSD Result (dry) mg/kg	MS Rec. %	MSD Rec. %	Dilution	Rec. Limits %	MS Qualifier	MSD Qualifier	RPD %	RPD Limits %
Arsenic	101	1.48	97.1	102	94.2	99.0	1	75.0-125			4.83	20
Barium	101	34.1	123	124	87.3	89.0	1	75.0-125			1.38	20
Cadmium	101	ND	98.9	105	97.6	103	1	75.0-125			5.47	20
Copper	101	ND	99.4	105	96.4	101	1	75.0-125			5.01	20
Lead	101	ND	99.3	102	95.2	98.0	1	75.0-125			2.88	20
Nickel	101	ND	100	106	96.7	103	1	75.0-125			5.90	20
Selenium	101	0.147	96.2	99.1	94.9	97.7	1	75.0-125			2.93	20
Silver	20.3	ND	20.4	21.3	100	105	1	75.0-125			4.49	20

L1903186-11 Original Sample (OS) • Matrix Spike (MS) • Matrix Spike Duplicate (MSD)

(OS) L1903186-11 10/17/25 02:32 • (MS) R4288385-5 10/17/25 02:41 • (MSD) R4288385-6 10/17/25 02:44

Analyte	Spike Amount (dry) mg/kg	Original Result (dry) mg/kg	MS Result (dry) mg/kg	MSD Result (dry) mg/kg	MS Rec. %	MSD Rec. %	Dilution	Rec. Limits %	MS Qualifier	MSD Qualifier	RPD %	RPD Limits %
Zinc	101	ND	104	108	94.7	98.5	1	75.0-125			3.66	20

¹Cp

²Tc

³Ss

⁴Cn

⁵Sr

⁶Qc

⁷Gl

⁸Al

⁹Sc

GLOSSARY OF TERMS

Guide to Reading and Understanding Your Laboratory Report

The information below is designed to better explain the various terms used in your report of analytical results from the Laboratory. This is not intended as a comprehensive explanation, and if you have additional questions please contact your project representative.

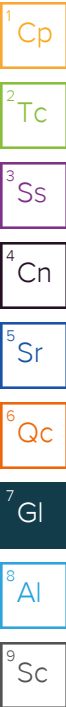
Results Disclaimer - Information that may be provided by the customer, and contained within this report, include Permit Limits, Project Name, Sample ID, Sample Matrix, Sample Preservation, Field Blanks, Field Spikes, Field Duplicates, On-Site Data, Sampling Collection Dates/Times, and Sampling Location. Results relate to the accuracy of this information provided, and as the samples are received.

Abbreviations and Definitions

(dry)	Results are reported based on the dry weight of the sample. [this will only be present on a dry report basis for soils].
MDL	Method Detection Limit.
ND	Not detected at the Reporting Limit (or MDL where applicable).
RDL	Reported Detection Limit.
RDL (dry)	Reported Detection Limit.
Rec.	Recovery.
RPD	Relative Percent Difference.
SDG	Sample Delivery Group.
Analyte	The name of the particular compound or analysis performed. Some Analyses and Methods will have multiple analytes reported.
Dilution	If the sample matrix contains an interfering material, the sample preparation volume or weight values differ from the standard, or if concentrations of analytes in the sample are higher than the highest limit of concentration that the laboratory can accurately report, the sample may be diluted for analysis. If a value different than 1 is used in this field, the result reported has already been corrected for this factor.
Limits	These are the target % recovery ranges or % difference value that the laboratory has historically determined as normal for the method and analyte being reported. Successful QC Sample analysis will target all analytes recovered or duplicated within these ranges.
Original Sample	The non-spiked sample in the prep batch used to determine the Relative Percent Difference (RPD) from a quality control sample. The Original Sample may not be included within the reported SDG.
Qualifier	This column provides a letter and/or number designation that corresponds to additional information concerning the result reported. If a Qualifier is present, a definition per Qualifier is provided within the Glossary and Definitions page and potentially a discussion of possible implications of the Qualifier in the Case Narrative if applicable.
Result	The actual analytical final result (corrected for any sample specific characteristics) reported for your sample. If there was no measurable result returned for a specific analyte, the result in this column may state "ND" (Not Detected) or "BDL" (Below Detectable Levels). The information in the results column should always be accompanied by either an MDL (Method Detection Limit) or RDL (Reporting Detection Limit) that defines the lowest value that the laboratory could detect or report for this analyte.
Uncertainty (Radiochemistry)	Confidence level of 2 sigma.
U (Radiochemistry)	Result + Error < MDA.
J (Radiochemistry)	Result < MDA; Result + Error > MDA.
Case Narrative (Cn)	A brief discussion about the included sample results, including a discussion of any non-conformances to protocol observed either at sample receipt by the laboratory from the field or during the analytical process. If present, there will be a section in the Case Narrative to discuss the meaning of any data qualifiers used in the report.
Quality Control Summary (Qc)	This section of the report includes the results of the laboratory quality control analyses required by procedure or analytical methods to assist in evaluating the validity of the results reported for your samples. These analyses are not being performed on your samples typically, but on laboratory generated material.
Sample Chain of Custody (Sc)	This is the document created in the field when your samples were initially collected. This is used to verify the time and date of collection, the person collecting the samples, and the analyses that the laboratory is requested to perform. This chain of custody also documents all persons (excluding commercial shippers) that have had control or possession of the samples from the time of collection until delivery to the laboratory for analysis.
Sample Results (Sr)	This section of your report will provide the results of all testing performed on your samples. These results are provided by sample ID and are separated by the analyses performed on each sample. The header line of each analysis section for each sample will provide the name and method number for the analysis reported.
Sample Summary (Ss)	This section of the Analytical Report defines the specific analyses performed for each sample ID, including the dates and times of preparation and/or analysis.

Qualifier Description

J6	The sample matrix interfered with the ability to make any accurate determination; spike value is low.
----	---



ACCREDITATIONS & LOCATIONS

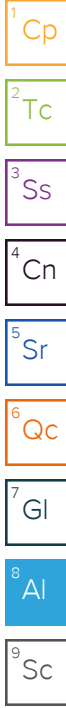
Pace Analytical National 12065 Lebanon Rd Mount Juliet, TN 37122

Alabama	40660	Nebraska	NE-OS-15-05
Alaska	17-026	Nevada	TN000032021-1
Arizona	AZ0612	New Hampshire	2975
Arkansas	88-0469	New Jersey–NELAP	TN002
California	2932	New Mexico ¹	TN00003
Colorado	TN00003	New York	11742
Connecticut	PH-0197	North Carolina	Env375
Florida	E87487	North Carolina ¹	DW21704
Georgia	NELAP	North Carolina ³	41
Georgia ¹	923	North Dakota	R-140
Idaho	TN00003	Ohio–VAP	CL0069
Illinois	200008	Oklahoma	9915
Indiana	C-TN-01	Oregon	TN200002
Iowa	364	Pennsylvania	68-02979
Kansas	E-10277	Rhode Island	LA000356
Kentucky ^{1,6}	KY90010	South Carolina	84004002
Kentucky ²	16	South Dakota	n/a
Louisiana	AI30792	Tennessee ^{1,4}	2006
Louisiana	LA018	Texas	T104704245-20-18
Maine	TN00003	Texas ⁵	LAB0152
Maryland	324	Utah	TN000032021-11
Massachusetts	M-TN003	Vermont	VT2006
Michigan	9958	Virginia	110033
Minnesota	047-999-395	Washington	C847
Mississippi	TN00003	West Virginia	233
Missouri	340	Wisconsin	998093910
Montana	CERT0086	Wyoming	A2LA
A2LA – ISO 17025	1461.01	AIHA-LAP,LLC EMLAP	100789
A2LA – ISO 17025 ⁵	1461.02	DOD	1461.01
Canada	1461.01	USDA	P330-15-00234
EPA–Crypto	TN00003		

¹ Drinking Water ² Underground Storage Tanks ³ Aquatic Toxicity ⁴ Chemical/Microbiological ⁵ Mold ⁶ Wastewater n/a Accreditation not applicable

* Not all certifications held by the laboratory are applicable to the results reported in the attached report.

* Accreditation is only applicable to the test methods specified on each scope of accreditation held by Pace Analytical.



Company Name/Address: Civitas/Tasman - CO 4725 Independence St, Wheat Ridge, Colorado 80033		Billing Information: Accounts Payable 650 Southgate Dr. Windsor, CO 80550		Pres Chk
Project Manager: Sam Vogt / Eli Craig		Email: svogt@tasman-geo.com / ecraig@civiresources.com		

Project Name: State North Platte T-P-36HNB, 444-441-36HNC		Please Circle: PT <input checked="" type="radio"/> MT <input type="radio"/> CT <input type="radio"/> ET	
Phone: 610-405-9078	Lab Project #:	AFE# or C/C: COH20634	

Collected by (print): Don Tison	Site/Facility ID #:	Billing Code #: 8523.195
Collected by (signature):	Rush? (Lab MUST Be Notified) <input type="checkbox"/> Same Day <input type="checkbox"/> Five Day <input type="checkbox"/> Next Day <input type="checkbox"/> 5 Day (Rad Only) <input type="checkbox"/> Two Day <input type="checkbox"/> 10 Day (Rad Only) <input type="checkbox"/> Three Day	Quote # STD

Immediately Packed on Ice N Y

Sample ID	Comp/Grab	Matrix *	Depth	Date	Time	# of Containers	Full TABLE915 8ozClr-NoPres	Background TABLE915 8ozClr-NoPres	V8260 (GW TABLE915) 40mL Amb-HCl	Chloride, Sulfate 125mL HDPE-NoPres	TDS 1L-HDPE-NoPres
BG0105'	Grab	SS	5'	9/29/25	0830	2		X			
BG0106'			6'		0835						
BG0107'			7'		0840						
BG0205'			5'		0845						
BG0206'			6'		0850						
BG0207'			7'		0855						
BG0305'			5'		0900						
BG0306'			6'		0906						
BG0307'			7'		0910						
BG0405'			5'		0915						

* Matrix: SS - Soil AIR - Air F - Filter GW - Groundwater B - Bioassay WW - WasteWater DW - Drinking Water OT - Other _____		Remarks: pH, EC, SAR by saturated paste preparation method Boron by hot water soluble preparation method Table 915-1 Metals - As, Ba, Cd, Cu, Pb, Ni, Se, Ag, Zn, Cr VI		pH _____ Temp _____ Flow _____ Other _____		Sample Receipt Checklist COC Seal Present/Intact: <input checked="" type="checkbox"/> NP <input type="checkbox"/> Y <input type="checkbox"/> N COC Signed/Accurate: <input checked="" type="checkbox"/> Y <input type="checkbox"/> N Bottles arrive intact: <input checked="" type="checkbox"/> Y <input type="checkbox"/> N Correct bottles used: <input checked="" type="checkbox"/> Y <input type="checkbox"/> N Sufficient volume sent: <input checked="" type="checkbox"/> Y <input type="checkbox"/> N If Applicable VOA Zero Headspace: <input checked="" type="checkbox"/> Y <input type="checkbox"/> N Preservation Correct/Checked: <input checked="" type="checkbox"/> Y <input type="checkbox"/> N RAD Screen <0.5 mR/hr: <input checked="" type="checkbox"/> Y <input type="checkbox"/> N	
Samples returned via: <input type="checkbox"/> UPS <input type="checkbox"/> FedEx <input type="checkbox"/> Courier _____		Tracking #		Trip Blank Received: Yes <input checked="" type="checkbox"/> No <input type="checkbox"/>		HCL / MeOH TBR	
Relinquished by: (Signature)	Date: 9/29/25	Time: 1615	Received by: (Signature)	Temp: °C Bottles Received: 30		If preservation required by Login: Date/Time	
Relinquished by: (Signature)	Date: 09/29/25	Time: 1800	Received by: (Signature) SWA	Date: 9/30/25		Time: 9.10	
Relinquished by: (Signature)	Date:	Time:	Received for lab by: (Signature)	Date:		Condition: NCF / <input checked="" type="radio"/> OK	

Chain of Custody Page **1** of **2**

PEOPLE ADVANCING SCIENCE

MT JULIET, TN
12065 Lebanon Rd Mount Juliet, TN 37122 Submitting a sample via this chain of custody constitutes acknowledgment and acceptance of the Pace Terms and Conditions found at: <https://info.pacelabs.com/hubfs/ps-standard-terms.pdf>

SDG # **L1903186**

G095

Acctnum: **CIVTASBCO**
Template: **T250702**
Prelogin: **P1068185**
PM: **824 - Chris Ward**
PB:

Shipped Via: **FedEX Ground**

Remarks	Sample # (lab only)
	-01
	-02
	-03
	-04
	-05
	-06
	-07
	-08
	-09
	-10

Billing Information:
Accounts Payable
650 Southgate Dr.
Windsor, CO 80550

Project Manager:
Sam Vogt / Eli Craig

Email: **svogt@tasman-geo.com / ecraig@civiresources.com**

Project Name: **State North Platte T-p-36HNB, Y44-U41-36HNC**

Phone: **610-405-9078**

Lab Project #:

AFE# or C/C:
COH20634

Collected by (print): **RS Shickel**
Don Jyson

Site/Facility ID #:

Billing Code #:
8523.195

Collected by (signature):

Rush? (Lab MUST Be Notified)
 Same Day Five Day
 Next Day 5 Day (Rad Only)
 Two Day 10 Day (Rad Only)
 Three Day

Quote #
 Date Results Needed
STP

Sample ID	Comp/Grab	Matrix *	Depth	Date	Time	# of Containers
BG04@C'	Grab	SS	6'	9/29/25	0920	2
BG04@7'	↓	↓	7'	↓	0925	↓
BG05@5'	↓	↓	5'	↓	0930	↓
BG06@6'	↓	↓	6'	↓	0935	↓
BG05@7'	↓	↓	7'	↓	0940	↓

Analysis / Container / Preservative	
Pres	Chk
Full TABLE915 8ozClr-NoPres	
Background TABLE915 8ozClr-NoPres	X
V8260 (GW TABLE915) 40mL Amb-HCl	
Chloride, Sulfate 125mL HDPE-NoPres	
TDS 1L-HDPE-NoPres	



MT JULIET, TN
 12065 Lebanon Rd Mount Juliet, TN 37122 Submitting a sample via this chain of custody constitutes acknowledgment and acceptance of the Pace Terms and Conditions found at: <https://info.pacelabs.com/hubs/pas-standard-terms.pdf>

SDG # **L1903186**

Table #
 Acctnum: **CIVTASBCO**
 Template: **T250702**
 Prelogin: **P1068185**
 PM: **824 - Chris Ward**
 PB:
 Shipped Via: **FedEx Ground**

Remarks	Sample # (lab only)
	-11
	-12
	-13
	-14
	-15

* Matrix:
 SS - Soil AIR - Air F - Filter
 GW - Groundwater B - Bioassay
 WW - WasteWater
 DW - Drinking Water
 OT - Other

Remarks:
 pH, EC, SAR by saturated paste preparation method
 Boron by hot water soluble preparation method
 Table 915-1 Metals - As, Ba, Cd, Cu, Pb, Ni, Se, Ag, Zn, Cr VI
 Samples returned via:
 UPS FedEx Courier

Sample Receipt Checklist
 COC Seal Present/Intact: Y N
 COC Signed/Accurate: Y N
 Bottles arrive intact: Y N
 Correct bottles used: Y N
 Sufficient volume sent: Y N
 If Applicable
 VOA Zero Headspace: Y N
 Preservation Correct/Checked: Y N
 RAD Screen <0.5 mR/hr: Y N

Relinquished by: (Signature)

Date: **9/29/25** Time: **1615**

Received by: (Signature)

Trip Blank Received: Yes/No No
 HCL/ MeOH
 TBR

Relinquished by: (Signature)

Date: **09/29/25** Time: **1800**

Received by: (Signature) **SW**

Temp: °C Bottles Received: **ED490.20.1=0.1 30**

If preservation required by Login: Date/Time

Relinquished by: (Signature)

Date:

Received for lab by: (Signature) **Sabrup**

Date: **9/30/25** Time: **9:00**

Hold: Condition: **NCF / OK**