

Civitas - CO

Sample Delivery Group: L1901097
Samples Received: 09/24/2025
Project Number: 23181
Description: Federal 22, 12-10
Site: 8523.145
Report To: Civitas-Tasman
4725 Independence
Suite 100
Wheat Ridge, CO 80033

Entire Report Reviewed By:



Mandi Edwards
Project Manager

Results relate only to the items tested or calibrated and are reported as rounded values. This test report shall not be reproduced, except in full, without written approval of the laboratory. Where applicable, sampling conducted by Pace Analytical National is performed per guidance provided in laboratory standard operating procedures ENV-SOP-MTJL-0067 and ENV-SOP-MTJL-0068. Where sampling conducted by the customer, results relate to the accuracy of the information provided, and as the samples are received.

Pace Analytical National

12065 Lebanon Rd Mount Juliet, TN 37122 615-758-5858 800-767-5859 mydata.pacelabs.com

TABLE OF CONTENTS

Cp: Cover Page	1	
Tc: Table of Contents	2	
Ss: Sample Summary	3	
Cn: Case Narrative	6	
Sr: Sample Results	7	
22-10-FL-B17@4' L1901097-01	7	
22-10-FL-B21@4' L1901097-02	9	
22-10-FL-B24@4' L1901097-03	11	
SP-CS08 L1901097-04	13	
SP-CS09 L1901097-05	15	
SP-CS10 L1901097-06	17	
SP-CS11 L1901097-07	19	
SP-CS12 L1901097-08	21	
SP-CS13 L1901097-09	23	
Qc: Quality Control Summary	25	
Total Solids by Method 2540 G-2011	25	
Wet Chemistry by Method 7199	27	
Wet Chemistry by Method 9045D (S-1.10)	28	
Wet Chemistry by Method 9050AMod (S-1.20)	30	
Metals (ICP) by Method 6010D (S-7.10)	32	
Metals (ICPMS) by Method 6020B	34	
Volatile Organic Compounds (GC) by Method 8015D	36	
Volatile Organic Compounds (GC/MS) by Method 8260D	38	
Semi-Volatile Organic Compounds (GC) by Method 8015M	41	
Semi Volatile Organic Compounds (GC/MS) by Method 8270E-SIM	42	
Gl: Glossary of Terms	44	
Al: Accreditations & Locations	45	
Sc: Sample Chain of Custody	46	

SAMPLE SUMMARY

22-10-FL-B17@4' L1901097-01

Collected by
DT, RS, GM

Collected date/time
09/23/25 12:40

Received date/time
09/24/25 09:00

Method	Batch	Dilution	Preparation date/time	Analysis date/time	Analyst	Location
Calculated Results	WG2608375	1	09/27/25 16:24	09/27/25 16:24	BAG	Mt. Juliet, TN
Total Solids by Method 2540 G-2011	WG2607659	1	09/25/25 08:02	09/25/25 08:14	MT	Mt. Juliet, TN
Wet Chemistry by Method 7199	WG2607577	1	09/24/25 22:15	09/29/25 11:08	DLH	Mt. Juliet, TN
Wet Chemistry by Method 9045D (S-1.10)	WG2609312	1	09/27/25 06:30	09/28/25 14:14	BJM	Mt. Juliet, TN
Wet Chemistry by Method 9050AMod (S-1.20)	WG2609313	1	09/27/25 06:33	09/30/25 02:46	AVB	Mt. Juliet, TN
Metals (ICP) by Method 6010D (S-7.10)	WG2608381	1	09/26/25 09:25	09/26/25 11:48	UNP	Mt. Juliet, TN
Metals (ICPMS) by Method 6020B	WG2607700	1.09	09/25/25 07:01	09/28/25 17:36	LD	Mt. Juliet, TN
Volatile Organic Compounds (GC) by Method 8015D	WG2609071	25	09/24/25 19:22	09/26/25 21:36	ADM	Mt. Juliet, TN
Volatile Organic Compounds (GC/MS) by Method 8260D	WG2607917	1	09/24/25 19:22	09/25/25 17:11	JAH	Mt. Juliet, TN
Semi-Volatile Organic Compounds (GC) by Method 8015M	WG2607741	1	09/25/25 16:57	09/26/25 05:22	JAS	Mt. Juliet, TN
Semi Volatile Organic Compounds (GC/MS) by Method 8270E-SIM	WG2607746	1	09/25/25 15:18	09/30/25 06:13	DMG	Mt. Juliet, TN



22-10-FL-B21@4' L1901097-02

Collected by
DT, RS, GM

Collected date/time
09/23/25 13:00

Received date/time
09/24/25 09:00

Method	Batch	Dilution	Preparation date/time	Analysis date/time	Analyst	Location
Calculated Results	WG2608375	1	09/27/25 16:26	09/27/25 16:26	BAG	Mt. Juliet, TN
Total Solids by Method 2540 G-2011	WG2607659	1	09/25/25 08:02	09/25/25 08:14	MT	Mt. Juliet, TN
Wet Chemistry by Method 7199	WG2607577	1	09/24/25 22:15	09/29/25 11:18	DLH	Mt. Juliet, TN
Wet Chemistry by Method 9045D (S-1.10)	WG2609312	1	09/27/25 06:30	09/28/25 14:14	BJM	Mt. Juliet, TN
Wet Chemistry by Method 9050AMod (S-1.20)	WG2609313	1	09/27/25 06:33	09/30/25 02:46	AVB	Mt. Juliet, TN
Metals (ICP) by Method 6010D (S-7.10)	WG2608381	1	09/26/25 09:25	09/26/25 11:51	UNP	Mt. Juliet, TN
Metals (ICPMS) by Method 6020B	WG2607698	1	09/25/25 07:04	09/28/25 19:31	LD	Mt. Juliet, TN
Volatile Organic Compounds (GC) by Method 8015D	WG2609071	25	09/24/25 19:22	09/26/25 21:58	ADM	Mt. Juliet, TN
Volatile Organic Compounds (GC/MS) by Method 8260D	WG2608291	1	09/24/25 19:22	09/26/25 01:43	DWR	Mt. Juliet, TN
Semi-Volatile Organic Compounds (GC) by Method 8015M	WG2607741	1	09/25/25 16:57	09/26/25 05:09	SGB	Mt. Juliet, TN
Semi Volatile Organic Compounds (GC/MS) by Method 8270E-SIM	WG2607746	1	09/25/25 15:18	09/30/25 06:31	DMG	Mt. Juliet, TN

22-10-FL-B24@4' L1901097-03

Collected by
DT, RS, GM

Collected date/time
09/23/25 13:15

Received date/time
09/24/25 09:00

Method	Batch	Dilution	Preparation date/time	Analysis date/time	Analyst	Location
Calculated Results	WG2608375	1	09/27/25 15:41	09/27/25 15:41	BAG	Mt. Juliet, TN
Total Solids by Method 2540 G-2011	WG2607659	1	09/25/25 08:02	09/25/25 08:14	MT	Mt. Juliet, TN
Wet Chemistry by Method 7199	WG2607577	1	09/24/25 22:15	09/29/25 11:28	DLH	Mt. Juliet, TN
Wet Chemistry by Method 9045D (S-1.10)	WG2609312	1	09/27/25 06:30	09/28/25 14:14	BJM	Mt. Juliet, TN
Wet Chemistry by Method 9050AMod (S-1.20)	WG2609313	1	09/27/25 06:33	09/30/25 02:46	AVB	Mt. Juliet, TN
Metals (ICP) by Method 6010D (S-7.10)	WG2608381	1	09/26/25 09:25	09/26/25 11:54	UNP	Mt. Juliet, TN
Metals (ICPMS) by Method 6020B	WG2607698	1	09/25/25 07:04	09/28/25 19:35	LD	Mt. Juliet, TN
Volatile Organic Compounds (GC) by Method 8015D	WG2609071	25	09/24/25 19:22	09/26/25 22:21	ADM	Mt. Juliet, TN
Volatile Organic Compounds (GC/MS) by Method 8260D	WG2608291	1	09/24/25 19:22	09/26/25 02:04	DWR	Mt. Juliet, TN
Semi-Volatile Organic Compounds (GC) by Method 8015M	WG2607741	1	09/25/25 16:57	09/26/25 05:59	JAS	Mt. Juliet, TN
Semi Volatile Organic Compounds (GC/MS) by Method 8270E-SIM	WG2607746	1	09/25/25 15:18	09/26/25 03:23	CMF	Mt. Juliet, TN

SP-CS08 L1901097-04

Collected by
DT, RS, GM

Collected date/time
09/23/25 13:25

Received date/time
09/24/25 09:00

Method	Batch	Dilution	Preparation date/time	Analysis date/time	Analyst	Location
Calculated Results	WG2608377	1	09/27/25 12:34	09/27/25 12:34	NMM	Mt. Juliet, TN
Total Solids by Method 2540 G-2011	WG2607659	1	09/25/25 08:02	09/25/25 08:14	MT	Mt. Juliet, TN
Wet Chemistry by Method 7199	WG2607577	1	09/24/25 22:15	09/29/25 11:38	DLH	Mt. Juliet, TN
Wet Chemistry by Method 9045D (S-1.10)	WG2609316	1	09/27/25 06:41	09/29/25 10:13	BJM	Mt. Juliet, TN
Wet Chemistry by Method 9050AMod (S-1.20)	WG2609314	1	09/27/25 06:35	09/29/25 12:22	BJM	Mt. Juliet, TN

SAMPLE SUMMARY

SP-CS08 L1901097-04

Collected by DT, RS, GM Collected date/time 09/23/25 13:25 Received date/time 09/24/25 09:00

Method	Batch	Dilution	Preparation date/time	Analysis date/time	Analyst	Location
Metals (ICP) by Method 6010D (S-7.10)	WG2608383	1	09/26/25 10:43	09/26/25 13:23	UNP	Mt. Juliet, TN
Metals (ICPMS) by Method 6020B	WG2607698	1	09/25/25 07:04	09/28/25 19:38	LD	Mt. Juliet, TN
Volatile Organic Compounds (GC) by Method 8015D	WG2608425	25	09/24/25 19:22	09/26/25 07:57	DWR	Mt. Juliet, TN
Volatile Organic Compounds (GC/MS) by Method 8260D	WG2608291	1	09/24/25 19:22	09/26/25 02:24	DWR	Mt. Juliet, TN
Semi-Volatile Organic Compounds (GC) by Method 8015M	WG2607741	1	09/25/25 16:57	09/26/25 06:37	JAS	Mt. Juliet, TN
Semi Volatile Organic Compounds (GC/MS) by Method 8270E-SIM	WG2607746	1	09/25/25 15:18	09/30/25 06:48	DMG	Mt. Juliet, TN



SP-CS09 L1901097-05

Collected by DT, RS, GM Collected date/time 09/23/25 13:30 Received date/time 09/24/25 09:00

Method	Batch	Dilution	Preparation date/time	Analysis date/time	Analyst	Location
Calculated Results	WG2608377	1	09/27/25 12:36	09/27/25 12:36	BAG	Mt. Juliet, TN
Total Solids by Method 2540 G-2011	WG2607660	1	09/25/25 09:03	09/25/25 09:10	MT	Mt. Juliet, TN
Wet Chemistry by Method 7199	WG2607577	1	09/24/25 22:15	09/29/25 12:48	DLH	Mt. Juliet, TN
Wet Chemistry by Method 9045D (S-1.10)	WG2609316	1	09/27/25 06:41	09/29/25 10:13	BJM	Mt. Juliet, TN
Wet Chemistry by Method 9050AMod (S-1.20)	WG2609314	1	09/27/25 06:35	09/29/25 12:22	BJM	Mt. Juliet, TN
Metals (ICP) by Method 6010D (S-7.10)	WG2608383	1	09/26/25 10:43	09/26/25 13:26	UNP	Mt. Juliet, TN
Metals (ICPMS) by Method 6020B	WG2607698	1	09/25/25 07:04	09/28/25 19:41	LD	Mt. Juliet, TN
Volatile Organic Compounds (GC) by Method 8015D	WG2608425	25	09/24/25 19:22	09/26/25 08:20	DWR	Mt. Juliet, TN
Volatile Organic Compounds (GC/MS) by Method 8260D	WG2608291	1	09/24/25 19:22	09/26/25 02:45	DWR	Mt. Juliet, TN
Semi-Volatile Organic Compounds (GC) by Method 8015M	WG2607741	1	09/25/25 16:57	09/26/25 06:49	JAS	Mt. Juliet, TN
Semi Volatile Organic Compounds (GC/MS) by Method 8270E-SIM	WG2607746	1	09/25/25 15:18	09/30/25 07:05	DMG	Mt. Juliet, TN



SP-CS10 L1901097-06

Collected by DT, RS, GM Collected date/time 09/23/25 13:35 Received date/time 09/24/25 09:00

Method	Batch	Dilution	Preparation date/time	Analysis date/time	Analyst	Location
Calculated Results	WG2608377	1	09/27/25 12:38	09/27/25 12:38	BAG	Mt. Juliet, TN
Total Solids by Method 2540 G-2011	WG2607660	1	09/25/25 09:03	09/25/25 09:10	MT	Mt. Juliet, TN
Wet Chemistry by Method 7199	WG2607577	1	09/24/25 22:15	09/29/25 12:57	DLH	Mt. Juliet, TN
Wet Chemistry by Method 9045D (S-1.10)	WG2609316	1	09/27/25 06:41	09/29/25 10:13	BJM	Mt. Juliet, TN
Wet Chemistry by Method 9050AMod (S-1.20)	WG2609314	1	09/27/25 06:35	09/29/25 12:22	BJM	Mt. Juliet, TN
Metals (ICP) by Method 6010D (S-7.10)	WG2608383	1	09/26/25 10:43	09/26/25 13:29	UNP	Mt. Juliet, TN
Metals (ICPMS) by Method 6020B	WG2607698	1	09/25/25 07:04	09/28/25 19:44	LD	Mt. Juliet, TN
Volatile Organic Compounds (GC) by Method 8015D	WG2608425	25	09/24/25 19:22	09/26/25 08:43	DWR	Mt. Juliet, TN
Volatile Organic Compounds (GC/MS) by Method 8260D	WG2608472	1	09/24/25 19:22	09/26/25 03:52	DWR	Mt. Juliet, TN
Semi-Volatile Organic Compounds (GC) by Method 8015M	WG2607741	1	09/25/25 16:57	09/26/25 05:35	JAS	Mt. Juliet, TN
Semi Volatile Organic Compounds (GC/MS) by Method 8270E-SIM	WG2607746	1	09/25/25 15:18	09/26/25 04:16	CMF	Mt. Juliet, TN

SP-CS11 L1901097-07

Collected by DT, RS, GM Collected date/time 09/23/25 13:40 Received date/time 09/24/25 09:00

Method	Batch	Dilution	Preparation date/time	Analysis date/time	Analyst	Location
Calculated Results	WG2608377	1	09/27/25 12:39	09/27/25 12:39	BAG	Mt. Juliet, TN
Total Solids by Method 2540 G-2011	WG2607660	1	09/25/25 09:03	09/25/25 09:10	MT	Mt. Juliet, TN
Wet Chemistry by Method 7199	WG2607577	1	09/24/25 22:15	09/29/25 13:07	DLH	Mt. Juliet, TN
Wet Chemistry by Method 9045D (S-1.10)	WG2609316	1	09/27/25 06:41	09/29/25 10:13	BJM	Mt. Juliet, TN
Wet Chemistry by Method 9050AMod (S-1.20)	WG2609314	1	09/27/25 06:35	09/29/25 12:22	BJM	Mt. Juliet, TN
Metals (ICP) by Method 6010D (S-7.10)	WG2608383	1	09/26/25 10:43	09/26/25 13:32	UNP	Mt. Juliet, TN
Metals (ICPMS) by Method 6020B	WG2607698	1.04	09/25/25 07:04	09/28/25 19:47	LD	Mt. Juliet, TN
Volatile Organic Compounds (GC) by Method 8015D	WG2608425	25	09/24/25 19:22	09/26/25 09:05	DWR	Mt. Juliet, TN
Volatile Organic Compounds (GC/MS) by Method 8260D	WG2608472	1	09/24/25 19:22	09/26/25 04:13	DWR	Mt. Juliet, TN
Semi-Volatile Organic Compounds (GC) by Method 8015M	WG2607741	1	09/25/25 16:57	09/26/25 06:12	JAS	Mt. Juliet, TN

SAMPLE SUMMARY

SP-CS11 L1901097-07

Collected by DT, RS, GM Collected date/time 09/23/25 13:40 Received date/time 09/24/25 09:00

Method	Batch	Dilution	Preparation date/time	Analysis date/time	Analyst	Location
Semi Volatile Organic Compounds (GC/MS) by Method 8270E-SIM	WG2607746	1	09/25/25 15:18	09/30/25 07:23	DMG	Mt. Juliet, TN

SP-CS12 L1901097-08

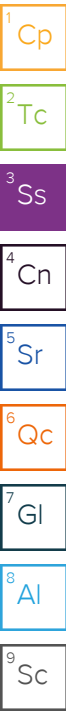
Collected by DT, RS, GM Collected date/time 09/23/25 13:45 Received date/time 09/24/25 09:00

Method	Batch	Dilution	Preparation date/time	Analysis date/time	Analyst	Location
Calculated Results	WG2608377	1	09/27/25 12:41	09/27/25 12:41	NMM	Mt. Juliet, TN
Total Solids by Method 2540 G-2011	WG2607660	1	09/25/25 09:03	09/25/25 09:10	MT	Mt. Juliet, TN
Wet Chemistry by Method 7199	WG2607577	1	09/24/25 22:15	09/29/25 13:27	DLH	Mt. Juliet, TN
Wet Chemistry by Method 9045D (S-1.10)	WG2609316	1	09/27/25 06:41	09/29/25 10:13	BJM	Mt. Juliet, TN
Wet Chemistry by Method 9050AMod (S-1.20)	WG2609314	1	09/27/25 06:35	09/29/25 12:22	BJM	Mt. Juliet, TN
Metals (ICP) by Method 6010D (S-7.10)	WG2608383	1	09/26/25 10:43	09/26/25 13:35	UNP	Mt. Juliet, TN
Metals (ICPMS) by Method 6020B	WG2607698	1	09/25/25 07:04	09/28/25 19:51	LD	Mt. Juliet, TN
Volatile Organic Compounds (GC) by Method 8015D	WG2608425	25	09/24/25 19:22	09/26/25 09:28	DWR	Mt. Juliet, TN
Volatile Organic Compounds (GC/MS) by Method 8260D	WG2608472	1	09/24/25 19:22	09/26/25 04:35	DWR	Mt. Juliet, TN
Semi-Volatile Organic Compounds (GC) by Method 8015M	WG2607741	1	09/25/25 16:57	09/26/25 06:25	JAS	Mt. Juliet, TN
Semi Volatile Organic Compounds (GC/MS) by Method 8270E-SIM	WG2607746	1	09/25/25 15:18	09/26/25 04:51	CMF	Mt. Juliet, TN

SP-CS13 L1901097-09

Collected by DT, RS, GM Collected date/time 09/23/25 14:00 Received date/time 09/24/25 09:00

Method	Batch	Dilution	Preparation date/time	Analysis date/time	Analyst	Location
Calculated Results	WG2608377	1	09/27/25 12:43	09/27/25 12:43	BAG	Mt. Juliet, TN
Total Solids by Method 2540 G-2011	WG2607660	1	09/25/25 09:03	09/25/25 09:10	MT	Mt. Juliet, TN
Wet Chemistry by Method 7199	WG2607577	1	09/24/25 22:15	09/29/25 13:37	DLH	Mt. Juliet, TN
Wet Chemistry by Method 9045D (S-1.10)	WG2609316	1	09/27/25 06:41	09/29/25 10:13	BJM	Mt. Juliet, TN
Wet Chemistry by Method 9050AMod (S-1.20)	WG2609314	1	09/27/25 06:35	09/29/25 12:22	BJM	Mt. Juliet, TN
Metals (ICP) by Method 6010D (S-7.10)	WG2608383	1	09/26/25 10:43	09/26/25 13:38	UNP	Mt. Juliet, TN
Metals (ICPMS) by Method 6020B	WG2607698	1	09/25/25 07:04	09/28/25 19:54	LD	Mt. Juliet, TN
Volatile Organic Compounds (GC) by Method 8015D	WG2608425	25	09/24/25 19:22	09/26/25 09:51	DWR	Mt. Juliet, TN
Volatile Organic Compounds (GC/MS) by Method 8260D	WG2608472	1	09/24/25 19:22	09/26/25 04:56	DWR	Mt. Juliet, TN
Semi-Volatile Organic Compounds (GC) by Method 8015M	WG2607741	1	09/25/25 16:57	09/26/25 05:47	JAS	Mt. Juliet, TN
Semi Volatile Organic Compounds (GC/MS) by Method 8270E-SIM	WG2607746	1	09/25/25 15:18	09/26/25 05:08	CMF	Mt. Juliet, TN



CASE NARRATIVE

All sample aliquots were received at the correct temperature, in the proper containers, with the appropriate preservatives, and within method specified holding times, unless qualified or notated within the report. Where applicable, all MDL (LOD) and RDL (LOQ) values reported for environmental samples have been corrected for the dilution factor used in the analysis. All Method and Batch Quality Control are within established criteria except where addressed in this case narrative, a non-conformance form or properly qualified within the sample results. By my digital signature below, I affirm to the best of my knowledge, all problems/anomalies observed by the laboratory as having the potential to affect the quality of the data have been identified by the laboratory, and no information or data have been knowingly withheld that would affect the quality of the data.



Mandi Edwards
Project Manager

¹ Cp

² Tc

³ Ss

⁴ Cn

⁵ Sr

⁶ Qc

⁷ Gl

⁸ Al

⁹ Sc

Calculated Results

Analyte	Result	Qualifier	Dilution	Analysis date / time	Batch
Sodium Adsorption Ratio	0.138		1	09/27/2025 16:24	WG2608375

Total Solids by Method 2540 G-2011

Analyte	Result %	Qualifier	Dilution	Analysis date / time	Batch
Total Solids	90.6		1	09/25/2025 08:14	WG2607659

Wet Chemistry by Method 7199

Analyte	Result mg/kg	Qualifier	MDL mg/kg	RDL mg/kg	Dilution	Analysis date / time	Batch
Hexavalent Chromium	ND		0.200	0.200	1	09/29/2025 11:08	WG2607577

Wet Chemistry by Method 9045D (S-1.10)

Analyte	Result su	Qualifier	Dilution	Analysis date / time	Batch
pH	6.79		1	09/28/2025 14:14	WG2609312

Sample Narrative:

L1901097-01 WG2609312: 6.79 at 20.5C

Wet Chemistry by Method 9050AMod (S-1.20)

Analyte	Result	Units	Qualifier	RDL	Dilution	Analysis date / time	Batch
Specific Conductance	59.1	umhos/cm		10.0	1	09/30/2025 02:46	WG2609313

Sample Narrative:

L1901097-01 WG2609313: at 25C

Metals (ICP) by Method 6010D (S-7.10)

Analyte	Result mg/l	Qualifier	MDL mg/l	RDL mg/l	Dilution	Analysis date / time	Batch
Hot Water Sol. Boron	ND		0.0199	0.100	1	09/26/2025 11:48	WG2608381

Metals (ICPMS) by Method 6020B

Analyte	Result mg/kg	Qualifier	MDL mg/kg	RDL mg/kg	Dilution	Analysis date / time	Batch
Arsenic	1.30	Q1	0.109	0.109	1.09	09/28/2025 17:36	WG2607700
Barium	33.8	Q1	10.9	10.9	1.09	09/28/2025 17:36	WG2607700
Cadmium	ND	Q1	0.109	0.109	1.09	09/28/2025 17:36	WG2607700
Copper	ND	Q1	10.9	10.9	1.09	09/28/2025 17:36	WG2607700
Lead	ND	Q1	10.9	10.9	1.09	09/28/2025 17:36	WG2607700
Nickel	ND	Q1	10.9	10.9	1.09	09/28/2025 17:36	WG2607700
Selenium	0.274	Q1	0.109	0.109	1.09	09/28/2025 17:36	WG2607700
Silver	ND		0.545	0.545	1.09	09/28/2025 17:36	WG2607700
Zinc	ND	Q1	54.5	54.5	1.09	09/28/2025 17:36	WG2607700

Volatile Organic Compounds (GC) by Method 8015D

Analyte	Result mg/kg	Qualifier	MDL mg/kg	RDL mg/kg	Dilution	Analysis date / time	Batch
TPH (GC/FID) Low Fraction	ND		2.00	2.50	25	09/26/2025 21:36	WG2609071
(S) <i>a,a,a</i> -Trifluorotoluene(FID)	98.6			77.0-120		09/26/2025 21:36	WG2609071

1 Cp

2 Tc

3 Ss

4 Cn

5 Sr

6 Qc

7 Gl

8 Al

9 Sc

Volatile Organic Compounds (GC/MS) by Method 8260D

Analyte	Result mg/kg	Qualifier	MDL mg/kg	RDL mg/kg	Dilution	Analysis date / time	Batch
Benzene	ND		0.00100	0.00100	1	09/25/2025 17:11	WG2607917
Ethylbenzene	ND		0.0100	0.0100	1	09/25/2025 17:11	WG2607917
Toluene	ND		0.0100	0.0100	1	09/25/2025 17:11	WG2607917
1,2,4-Trimethylbenzene	ND		0.00500	0.00500	1	09/25/2025 17:11	WG2607917
1,3,5-Trimethylbenzene	ND		0.00500	0.00500	1	09/25/2025 17:11	WG2607917
Xylenes, Total	ND		0.100	0.100	1	09/25/2025 17:11	WG2607917
(S) Toluene-d8	109			75.0-131		09/25/2025 17:11	WG2607917
(S) 4-Bromofluorobenzene	94.9			67.0-138		09/25/2025 17:11	WG2607917
(S) 1,2-Dichloroethane-d4	88.0			70.0-130		09/25/2025 17:11	WG2607917

Semi-Volatile Organic Compounds (GC) by Method 8015M

Analyte	Result mg/kg	Qualifier	MDL mg/kg	RDL mg/kg	Dilution	Analysis date / time	Batch
C10-C28 Diesel Range	2.36	<u>J</u>	1.61	4.00	1	09/26/2025 05:22	WG2607741
C28-C36 Motor Oil Range	4.13	<u>B</u>	0.274	4.00	1	09/26/2025 05:22	WG2607741
(S) o-Terphenyl	61.3			18.0-148		09/26/2025 05:22	WG2607741

Semi Volatile Organic Compounds (GC/MS) by Method 8270E-SIM

Analyte	Result mg/kg	Qualifier	MDL mg/kg	RDL mg/kg	Dilution	Analysis date / time	Batch
Acenaphthene	ND		0.0330	0.0330	1	09/30/2025 06:13	WG2607746
Anthracene	ND		0.0330	0.0330	1	09/30/2025 06:13	WG2607746
Benzo(a)anthracene	ND		0.00600	0.00600	1	09/30/2025 06:13	WG2607746
Benzo(b)fluoranthene	ND		0.0330	0.0330	1	09/30/2025 06:13	WG2607746
Benzo(k)fluoranthene	ND		0.0330	0.0330	1	09/30/2025 06:13	WG2607746
Benzo(a)pyrene	ND		0.0330	0.0330	1	09/30/2025 06:13	WG2607746
Chrysene	ND		0.0330	0.0330	1	09/30/2025 06:13	WG2607746
Dibenz(a,h)anthracene	ND		0.0330	0.0330	1	09/30/2025 06:13	WG2607746
Fluoranthene	ND		0.0330	0.0330	1	09/30/2025 06:13	WG2607746
Fluorene	ND		0.0330	0.0330	1	09/30/2025 06:13	WG2607746
Indeno(1,2,3-cd)pyrene	ND		0.0330	0.0330	1	09/30/2025 06:13	WG2607746
1-Methylnaphthalene	ND		0.00300	0.00300	1	09/30/2025 06:13	WG2607746
2-Methylnaphthalene	ND		0.0120	0.0120	1	09/30/2025 06:13	WG2607746
Naphthalene	ND		0.00300	0.00300	1	09/30/2025 06:13	WG2607746
Pyrene	ND		0.0330	0.0330	1	09/30/2025 06:13	WG2607746
(S) p-Terphenyl-d14	89.8			23.0-120		09/30/2025 06:13	WG2607746
(S) 2-Fluorobiphenyl	98.3			34.0-125		09/30/2025 06:13	WG2607746
(S) 2-Methylnaphthalene-d10	110			50.0-150		09/30/2025 06:13	WG2607746

1 Cp

2 Tc

3 Ss

4 Cn

5 Sr

6 Qc

7 Gl

8 Al

9 Sc

Calculated Results

Analyte	Result	Qualifier	Dilution	Analysis date / time	Batch
Sodium Adsorption Ratio	0.0849		1	09/27/2025 16:26	WG2608375

Total Solids by Method 2540 G-2011

Analyte	Result %	Qualifier	Dilution	Analysis date / time	Batch
Total Solids	90.6		1	09/25/2025 08:14	WG2607659

Wet Chemistry by Method 7199

Analyte	Result mg/kg	Qualifier	MDL mg/kg	RDL mg/kg	Dilution	Analysis date / time	Batch
Hexavalent Chromium	ND		0.200	0.200	1	09/29/2025 11:18	WG2607577

Wet Chemistry by Method 9045D (S-1.10)

Analyte	Result su	Qualifier	Dilution	Analysis date / time	Batch
pH	6.65		1	09/28/2025 14:14	WG2609312

Sample Narrative:

L1901097-02 WG2609312: 6.65 at 20.6C

Wet Chemistry by Method 9050AMod (S-1.20)

Analyte	Result	Units	Qualifier	RDL	Dilution	Analysis date / time	Batch
Specific Conductance	45.4	umhos/cm		10.0	1	09/30/2025 02:46	WG2609313

Sample Narrative:

L1901097-02 WG2609313: at 25C

Metals (ICP) by Method 6010D (S-7.10)

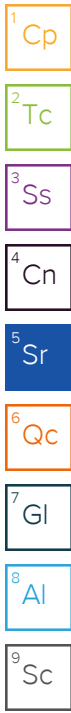
Analyte	Result mg/l	Qualifier	MDL mg/l	RDL mg/l	Dilution	Analysis date / time	Batch
Hot Water Sol. Boron	ND		0.0199	0.100	1	09/26/2025 11:51	WG2608381

Metals (ICPMS) by Method 6020B

Analyte	Result mg/kg	Qualifier	MDL mg/kg	RDL mg/kg	Dilution	Analysis date / time	Batch
Arsenic	1.02		0.100	0.100	1	09/28/2025 19:31	WG2607698
Barium	29.5		10.0	10.0	1	09/28/2025 19:31	WG2607698
Cadmium	ND		0.100	0.100	1	09/28/2025 19:31	WG2607698
Copper	ND		10.0	10.0	1	09/28/2025 19:31	WG2607698
Lead	ND		10.0	10.0	1	09/28/2025 19:31	WG2607698
Nickel	ND		10.0	10.0	1	09/28/2025 19:31	WG2607698
Selenium	0.290		0.100	0.100	1	09/28/2025 19:31	WG2607698
Silver	ND		0.500	0.500	1	09/28/2025 19:31	WG2607698
Zinc	ND		50.0	50.0	1	09/28/2025 19:31	WG2607698

Volatile Organic Compounds (GC) by Method 8015D

Analyte	Result mg/kg	Qualifier	MDL mg/kg	RDL mg/kg	Dilution	Analysis date / time	Batch
TPH (GC/FID) Low Fraction	ND		2.00	2.50	25	09/26/2025 21:58	WG2609071
(S) a,a,a-Trifluorotoluene(FID)	98.7			77.0-120		09/26/2025 21:58	WG2609071



Volatile Organic Compounds (GC/MS) by Method 8260D

Analyte	Result mg/kg	Qualifier	MDL mg/kg	RDL mg/kg	Dilution	Analysis date / time	Batch
Benzene	ND		0.00100	0.00100	1	09/26/2025 01:43	WG2608291
Ethylbenzene	ND		0.0100	0.0100	1	09/26/2025 01:43	WG2608291
Toluene	ND		0.0100	0.0100	1	09/26/2025 01:43	WG2608291
1,2,4-Trimethylbenzene	ND		0.00500	0.00500	1	09/26/2025 01:43	WG2608291
1,3,5-Trimethylbenzene	ND		0.00500	0.00500	1	09/26/2025 01:43	WG2608291
Xylenes, Total	ND		0.100	0.100	1	09/26/2025 01:43	WG2608291
(S) Toluene-d8	102			75.0-131		09/26/2025 01:43	WG2608291
(S) 4-Bromofluorobenzene	101			67.0-138		09/26/2025 01:43	WG2608291
(S) 1,2-Dichloroethane-d4	92.4			70.0-130		09/26/2025 01:43	WG2608291

Semi-Volatile Organic Compounds (GC) by Method 8015M

Analyte	Result mg/kg	Qualifier	MDL mg/kg	RDL mg/kg	Dilution	Analysis date / time	Batch
C10-C28 Diesel Range	2.44	J	1.61	4.00	1	09/26/2025 05:09	WG2607741
C28-C36 Motor Oil Range	3.79	B J	0.274	4.00	1	09/26/2025 05:09	WG2607741
(S) o-Terphenyl	62.4			18.0-148		09/26/2025 05:09	WG2607741

Semi Volatile Organic Compounds (GC/MS) by Method 8270E-SIM

Analyte	Result mg/kg	Qualifier	MDL mg/kg	RDL mg/kg	Dilution	Analysis date / time	Batch
Acenaphthene	ND		0.0330	0.0330	1	09/30/2025 06:31	WG2607746
Anthracene	ND		0.0330	0.0330	1	09/30/2025 06:31	WG2607746
Benzo(a)anthracene	ND		0.00600	0.00600	1	09/30/2025 06:31	WG2607746
Benzo(b)fluoranthene	ND		0.0330	0.0330	1	09/30/2025 06:31	WG2607746
Benzo(k)fluoranthene	ND		0.0330	0.0330	1	09/30/2025 06:31	WG2607746
Benzo(a)pyrene	ND		0.0330	0.0330	1	09/30/2025 06:31	WG2607746
Chrysene	ND		0.0330	0.0330	1	09/30/2025 06:31	WG2607746
Dibenz(a,h)anthracene	ND		0.0330	0.0330	1	09/30/2025 06:31	WG2607746
Fluoranthene	ND		0.0330	0.0330	1	09/30/2025 06:31	WG2607746
Fluorene	ND		0.0330	0.0330	1	09/30/2025 06:31	WG2607746
Indeno(1,2,3-cd)pyrene	ND		0.0330	0.0330	1	09/30/2025 06:31	WG2607746
1-Methylnaphthalene	0.00302		0.00300	0.00300	1	09/30/2025 06:31	WG2607746
2-Methylnaphthalene	ND		0.0120	0.0120	1	09/30/2025 06:31	WG2607746
Naphthalene	ND		0.00300	0.00300	1	09/30/2025 06:31	WG2607746
Pyrene	ND		0.0330	0.0330	1	09/30/2025 06:31	WG2607746
(S) p-Terphenyl-d14	87.6			23.0-120		09/30/2025 06:31	WG2607746
(S) 2-Fluorobiphenyl	103			34.0-125		09/30/2025 06:31	WG2607746
(S) 2-Methylnaphthalene-d10	108			50.0-150		09/30/2025 06:31	WG2607746

1 Cp

2 Tc

3 Ss

4 Cn

5 Sr

6 Qc

7 Gl

8 Al

9 Sc

Calculated Results

Analyte	Result	Qualifier	Dilution	Analysis date / time	Batch
Sodium Adsorption Ratio	0.112		1	09/27/2025 15:41	WG2608375

Total Solids by Method 2540 G-2011

Analyte	Result	Qualifier	Dilution	Analysis date / time	Batch
Total Solids	88.3		1	09/25/2025 08:14	WG2607659

Wet Chemistry by Method 7199

Analyte	Result	Qualifier	MDL	RDL	Dilution	Analysis date / time	Batch
Hexavalent Chromium	ND		0.200	0.200	1	09/29/2025 11:28	WG2607577

Wet Chemistry by Method 9045D (S-1.10)

Analyte	Result	Qualifier	Dilution	Analysis date / time	Batch
pH	7.39		1	09/28/2025 14:14	WG2609312

Sample Narrative:

L1901097-03 WG2609312: 7.39 at 20.4C

Wet Chemistry by Method 9050AMod (S-1.20)

Analyte	Result	Units	Qualifier	RDL	Dilution	Analysis date / time	Batch
Specific Conductance	106	umhos/cm		10.0	1	09/30/2025 02:46	WG2609313

Sample Narrative:

L1901097-03 WG2609313: at 25C

Metals (ICP) by Method 6010D (S-7.10)

Analyte	Result	Qualifier	MDL	RDL	Dilution	Analysis date / time	Batch
Hot Water Sol. Boron	ND		0.0199	0.100	1	09/26/2025 11:54	WG2608381

Metals (ICPMS) by Method 6020B

Analyte	Result	Qualifier	MDL	RDL	Dilution	Analysis date / time	Batch
Arsenic	1.43		0.100	0.100	1	09/28/2025 19:35	WG2607698
Barium	45.1		10.0	10.0	1	09/28/2025 19:35	WG2607698
Cadmium	ND		0.100	0.100	1	09/28/2025 19:35	WG2607698
Copper	ND		10.0	10.0	1	09/28/2025 19:35	WG2607698
Lead	ND		10.0	10.0	1	09/28/2025 19:35	WG2607698
Nickel	ND		10.0	10.0	1	09/28/2025 19:35	WG2607698
Selenium	0.239		0.100	0.100	1	09/28/2025 19:35	WG2607698
Silver	ND		0.500	0.500	1	09/28/2025 19:35	WG2607698
Zinc	ND		50.0	50.0	1	09/28/2025 19:35	WG2607698

Volatile Organic Compounds (GC) by Method 8015D

Analyte	Result	Qualifier	MDL	RDL	Dilution	Analysis date / time	Batch
TPH (GC/FID) Low Fraction	ND		2.00	2.50	25	09/26/2025 22:21	WG2609071
(S) a,a,a-Trifluorotoluene(FID)	100			77.0-120		09/26/2025 22:21	WG2609071

1 Cp

2 Tc

3 Ss

4 Cn

5 Sr

6 Qc

7 Gl

8 Al

9 Sc

Volatile Organic Compounds (GC/MS) by Method 8260D

Analyte	Result mg/kg	Qualifier	MDL mg/kg	RDL mg/kg	Dilution	Analysis date / time	Batch
Benzene	ND		0.00100	0.00100	1	09/26/2025 02:04	WG2608291
Ethylbenzene	ND		0.0100	0.0100	1	09/26/2025 02:04	WG2608291
Toluene	ND		0.0100	0.0100	1	09/26/2025 02:04	WG2608291
1,2,4-Trimethylbenzene	ND		0.00500	0.00500	1	09/26/2025 02:04	WG2608291
1,3,5-Trimethylbenzene	ND		0.00500	0.00500	1	09/26/2025 02:04	WG2608291
Xylenes, Total	ND		0.100	0.100	1	09/26/2025 02:04	WG2608291
(S) Toluene-d8	104			75.0-131		09/26/2025 02:04	WG2608291
(S) 4-Bromofluorobenzene	99.6			67.0-138		09/26/2025 02:04	WG2608291
(S) 1,2-Dichloroethane-d4	89.8			70.0-130		09/26/2025 02:04	WG2608291

Semi-Volatile Organic Compounds (GC) by Method 8015M

Analyte	Result mg/kg	Qualifier	MDL mg/kg	RDL mg/kg	Dilution	Analysis date / time	Batch
C10-C28 Diesel Range	3.64	<u>J</u>	1.61	4.00	1	09/26/2025 05:59	WG2607741
C28-C36 Motor Oil Range	9.88	<u>B</u>	0.274	4.00	1	09/26/2025 05:59	WG2607741
(S) o-Terphenyl	64.3			18.0-148		09/26/2025 05:59	WG2607741

Semi Volatile Organic Compounds (GC/MS) by Method 8270E-SIM

Analyte	Result mg/kg	Qualifier	MDL mg/kg	RDL mg/kg	Dilution	Analysis date / time	Batch
Acenaphthene	ND		0.0330	0.0330	1	09/26/2025 03:23	WG2607746
Anthracene	ND		0.0330	0.0330	1	09/26/2025 03:23	WG2607746
Benzo(a)anthracene	ND		0.00600	0.00600	1	09/26/2025 03:23	WG2607746
Benzo(b)fluoranthene	ND		0.0330	0.0330	1	09/26/2025 03:23	WG2607746
Benzo(k)fluoranthene	ND		0.0330	0.0330	1	09/26/2025 03:23	WG2607746
Benzo(a)pyrene	ND		0.0330	0.0330	1	09/26/2025 03:23	WG2607746
Chrysene	ND		0.0330	0.0330	1	09/26/2025 03:23	WG2607746
Dibenz(a,h)anthracene	ND		0.0330	0.0330	1	09/26/2025 03:23	WG2607746
Fluoranthene	ND		0.0330	0.0330	1	09/26/2025 03:23	WG2607746
Fluorene	ND		0.0330	0.0330	1	09/26/2025 03:23	WG2607746
Indeno(1,2,3-cd)pyrene	ND		0.0330	0.0330	1	09/26/2025 03:23	WG2607746
1-Methylnaphthalene	ND		0.00300	0.00300	1	09/26/2025 03:23	WG2607746
2-Methylnaphthalene	ND		0.0120	0.0120	1	09/26/2025 03:23	WG2607746
Naphthalene	ND		0.00300	0.00300	1	09/26/2025 03:23	WG2607746
Pyrene	ND		0.0330	0.0330	1	09/26/2025 03:23	WG2607746
(S) p-Terphenyl-d14	78.7			23.0-120		09/26/2025 03:23	WG2607746
(S) 2-Fluorobiphenyl	77.4			34.0-125		09/26/2025 03:23	WG2607746
(S) 2-Methylnaphthalene-d10	81.5			50.0-150		09/26/2025 03:23	WG2607746

1 Cp

2 Tc

3 Ss

4 Cn

5 Sr

6 Qc

7 Gl

8 Al

9 Sc

Calculated Results

Analyte	Result	Qualifier	Dilution	Analysis date / time	Batch
Sodium Adsorption Ratio	0.111		1	09/27/2025 12:34	WG2608377

Total Solids by Method 2540 G-2011

Analyte	Result	Qualifier	Dilution	Analysis date / time	Batch
Total Solids	96.4		1	09/25/2025 08:14	WG2607659

Wet Chemistry by Method 7199

Analyte	Result	Qualifier	MDL	RDL	Dilution	Analysis date / time	Batch
Hexavalent Chromium	ND	<u>J6</u>	0.200	0.200	1	09/29/2025 11:38	WG2607577

Wet Chemistry by Method 9045D (S-1.10)

Analyte	Result	Qualifier	Dilution	Analysis date / time	Batch
pH	7.00		1	09/29/2025 10:13	WG2609316

Sample Narrative:

L1901097-04 WG2609316: 7 at 20.1C

Wet Chemistry by Method 9050AMod (S-1.20)

Analyte	Result	Units	Qualifier	RDL	Dilution	Analysis date / time	Batch
Specific Conductance	104	umhos/cm		10.0	1	09/29/2025 12:22	WG2609314

Sample Narrative:

L1901097-04 WG2609314: at 25C

Metals (ICP) by Method 6010D (S-7.10)

Analyte	Result	Qualifier	MDL	RDL	Dilution	Analysis date / time	Batch
Hot Water Sol. Boron	0.0202	<u>J</u>	0.0199	0.100	1	09/26/2025 13:23	WG2608383

Metals (ICPMS) by Method 6020B

Analyte	Result	Qualifier	MDL	RDL	Dilution	Analysis date / time	Batch
Arsenic	1.05		0.100	0.100	1	09/28/2025 19:38	WG2607698
Barium	30.2		10.0	10.0	1	09/28/2025 19:38	WG2607698
Cadmium	ND		0.100	0.100	1	09/28/2025 19:38	WG2607698
Copper	ND		10.0	10.0	1	09/28/2025 19:38	WG2607698
Lead	ND		10.0	10.0	1	09/28/2025 19:38	WG2607698
Nickel	ND		10.0	10.0	1	09/28/2025 19:38	WG2607698
Selenium	0.281		0.100	0.100	1	09/28/2025 19:38	WG2607698
Silver	ND		0.500	0.500	1	09/28/2025 19:38	WG2607698
Zinc	ND		50.0	50.0	1	09/28/2025 19:38	WG2607698

Volatile Organic Compounds (GC) by Method 8015D

Analyte	Result	Qualifier	MDL	RDL	Dilution	Analysis date / time	Batch
TPH (GC/FID) Low Fraction	ND		2.00	2.50	25	09/26/2025 07:57	WG2608425
(S) a,a,a-Trifluorotoluene(FID)	101			77.0-120		09/26/2025 07:57	WG2608425

1 Cp

2 Tc

3 Ss

4 Cn

5 Sr

6 Qc

7 Gl

8 Al

9 Sc

Volatile Organic Compounds (GC/MS) by Method 8260D

Analyte	Result	Qualifier	MDL	RDL	Dilution	Analysis	Batch
	mg/kg		mg/kg	mg/kg		date / time	
Benzene	ND		0.00100	0.00100	1	09/26/2025 02:24	WG2608291
Ethylbenzene	ND		0.0100	0.0100	1	09/26/2025 02:24	WG2608291
Toluene	ND		0.0100	0.0100	1	09/26/2025 02:24	WG2608291
1,2,4-Trimethylbenzene	ND		0.00500	0.00500	1	09/26/2025 02:24	WG2608291
1,3,5-Trimethylbenzene	ND		0.00500	0.00500	1	09/26/2025 02:24	WG2608291
Xylenes, Total	ND		0.100	0.100	1	09/26/2025 02:24	WG2608291
(S) Toluene-d8	104			75.0-131		09/26/2025 02:24	WG2608291
(S) 4-Bromofluorobenzene	100			67.0-138		09/26/2025 02:24	WG2608291
(S) 1,2-Dichloroethane-d4	91.6			70.0-130		09/26/2025 02:24	WG2608291

Semi-Volatile Organic Compounds (GC) by Method 8015M

Analyte	Result	Qualifier	MDL	RDL	Dilution	Analysis	Batch
	mg/kg		mg/kg	mg/kg		date / time	
C10-C28 Diesel Range	4.25		1.61	4.00	1	09/26/2025 06:37	WG2607741
C28-C36 Motor Oil Range	10.5	<u>B</u>	0.274	4.00	1	09/26/2025 06:37	WG2607741
(S) o-Terphenyl	70.8			18.0-148		09/26/2025 06:37	WG2607741

Semi Volatile Organic Compounds (GC/MS) by Method 8270E-SIM

Analyte	Result	Qualifier	MDL	RDL	Dilution	Analysis	Batch
	mg/kg		mg/kg	mg/kg		date / time	
Acenaphthene	ND		0.0330	0.0330	1	09/30/2025 06:48	WG2607746
Anthracene	ND		0.0330	0.0330	1	09/30/2025 06:48	WG2607746
Benzo(a)anthracene	ND		0.00600	0.00600	1	09/30/2025 06:48	WG2607746
Benzo(b)fluoranthene	ND		0.0330	0.0330	1	09/30/2025 06:48	WG2607746
Benzo(k)fluoranthene	ND		0.0330	0.0330	1	09/30/2025 06:48	WG2607746
Benzo(a)pyrene	ND		0.0330	0.0330	1	09/30/2025 06:48	WG2607746
Chrysene	ND		0.0330	0.0330	1	09/30/2025 06:48	WG2607746
Dibenz(a,h)anthracene	ND		0.0330	0.0330	1	09/30/2025 06:48	WG2607746
Fluoranthene	ND		0.0330	0.0330	1	09/30/2025 06:48	WG2607746
Fluorene	ND		0.0330	0.0330	1	09/30/2025 06:48	WG2607746
Indeno(1,2,3-cd)pyrene	ND		0.0330	0.0330	1	09/30/2025 06:48	WG2607746
1-Methylnaphthalene	0.00753		0.00300	0.00300	1	09/30/2025 06:48	WG2607746
2-Methylnaphthalene	ND		0.0120	0.0120	1	09/30/2025 06:48	WG2607746
Naphthalene	0.00996		0.00300	0.00300	1	09/30/2025 06:48	WG2607746
Pyrene	ND		0.0330	0.0330	1	09/30/2025 06:48	WG2607746
(S) p-Terphenyl-d14	116			23.0-120		09/30/2025 06:48	WG2607746
(S) 2-Fluorobiphenyl	153	<u>J1</u>		34.0-125		09/30/2025 06:48	WG2607746
(S) 2-Methylnaphthalene-d10	173	<u>J1</u>		50.0-150		09/30/2025 06:48	WG2607746

1 Cp
2 Tc
3 Ss
4 Cn
5 Sr
6 Qc
7 Gl
8 Al
9 Sc

Calculated Results

Analyte	Result	Qualifier	Dilution	Analysis date / time	Batch
Sodium Adsorption Ratio	0.0643		1	09/27/2025 12:36	WG2608377

Total Solids by Method 2540 G-2011

Analyte	Result	Qualifier	Dilution	Analysis date / time	Batch
Total Solids	95.8		1	09/25/2025 09:10	WG2607660

Wet Chemistry by Method 7199

Analyte	Result	Qualifier	MDL	RDL	Dilution	Analysis date / time	Batch
Hexavalent Chromium	ND		0.200	0.200	1	09/29/2025 12:48	WG2607577

Wet Chemistry by Method 9045D (S-1.10)

Analyte	Result	Qualifier	Dilution	Analysis date / time	Batch
pH	6.77		1	09/29/2025 10:13	WG2609316

Sample Narrative:

L1901097-05 WG2609316: 6.77 at 19.9C

Wet Chemistry by Method 9050AMod (S-1.20)

Analyte	Result	Units	Qualifier	RDL	Dilution	Analysis date / time	Batch
Specific Conductance	64.9	umhos/cm		10.0	1	09/29/2025 12:22	WG2609314

Sample Narrative:

L1901097-05 WG2609314: at 25C

Metals (ICP) by Method 6010D (S-7.10)

Analyte	Result	Qualifier	MDL	RDL	Dilution	Analysis date / time	Batch
Hot Water Sol. Boron	0.0319	J	0.0199	0.100	1	09/26/2025 13:26	WG2608383

Metals (ICPMS) by Method 6020B

Analyte	Result	Qualifier	MDL	RDL	Dilution	Analysis date / time	Batch
Arsenic	1.20		0.100	0.100	1	09/28/2025 19:41	WG2607698
Barium	35.9		10.0	10.0	1	09/28/2025 19:41	WG2607698
Cadmium	ND		0.100	0.100	1	09/28/2025 19:41	WG2607698
Copper	ND		10.0	10.0	1	09/28/2025 19:41	WG2607698
Lead	ND		10.0	10.0	1	09/28/2025 19:41	WG2607698
Nickel	ND		10.0	10.0	1	09/28/2025 19:41	WG2607698
Selenium	0.237		0.100	0.100	1	09/28/2025 19:41	WG2607698
Silver	ND		0.500	0.500	1	09/28/2025 19:41	WG2607698
Zinc	ND		50.0	50.0	1	09/28/2025 19:41	WG2607698

Volatile Organic Compounds (GC) by Method 8015D

Analyte	Result	Qualifier	MDL	RDL	Dilution	Analysis date / time	Batch
TPH (GC/FID) Low Fraction	ND		2.00	2.50	25	09/26/2025 08:20	WG2608425
(S) a,a,a-Trifluorotoluene(FID)	101			77.0-120		09/26/2025 08:20	WG2608425

1 Cp

2 Tc

3 Ss

4 Cn

5 Sr

6 Qc

7 Gl

8 Al

9 Sc

Volatile Organic Compounds (GC/MS) by Method 8260D

Analyte	Result	Qualifier	MDL	RDL	Dilution	Analysis	Batch
	mg/kg		mg/kg	mg/kg		date / time	
Benzene	ND		0.00100	0.00100	1	09/26/2025 02:45	WG2608291
Ethylbenzene	ND		0.0100	0.0100	1	09/26/2025 02:45	WG2608291
Toluene	ND		0.0100	0.0100	1	09/26/2025 02:45	WG2608291
1,2,4-Trimethylbenzene	ND		0.00500	0.00500	1	09/26/2025 02:45	WG2608291
1,3,5-Trimethylbenzene	ND		0.00500	0.00500	1	09/26/2025 02:45	WG2608291
Xylenes, Total	ND		0.100	0.100	1	09/26/2025 02:45	WG2608291
(S) Toluene-d8	105			75.0-131		09/26/2025 02:45	WG2608291
(S) 4-Bromofluorobenzene	101			67.0-138		09/26/2025 02:45	WG2608291
(S) 1,2-Dichloroethane-d4	93.2			70.0-130		09/26/2025 02:45	WG2608291

Semi-Volatile Organic Compounds (GC) by Method 8015M

Analyte	Result	Qualifier	MDL	RDL	Dilution	Analysis	Batch
	mg/kg		mg/kg	mg/kg		date / time	
C10-C28 Diesel Range	4.42		1.61	4.00	1	09/26/2025 06:49	WG2607741
C28-C36 Motor Oil Range	12.8	<u>B</u>	0.274	4.00	1	09/26/2025 06:49	WG2607741
(S) o-Terphenyl	70.6			18.0-148		09/26/2025 06:49	WG2607741

Semi Volatile Organic Compounds (GC/MS) by Method 8270E-SIM

Analyte	Result	Qualifier	MDL	RDL	Dilution	Analysis	Batch
	mg/kg		mg/kg	mg/kg		date / time	
Acenaphthene	ND		0.0330	0.0330	1	09/30/2025 07:05	WG2607746
Anthracene	ND		0.0330	0.0330	1	09/30/2025 07:05	WG2607746
Benzo(a)anthracene	ND		0.00600	0.00600	1	09/30/2025 07:05	WG2607746
Benzo(b)fluoranthene	ND		0.0330	0.0330	1	09/30/2025 07:05	WG2607746
Benzo(k)fluoranthene	ND		0.0330	0.0330	1	09/30/2025 07:05	WG2607746
Benzo(a)pyrene	ND		0.0330	0.0330	1	09/30/2025 07:05	WG2607746
Chrysene	ND		0.0330	0.0330	1	09/30/2025 07:05	WG2607746
Dibenz(a,h)anthracene	ND		0.0330	0.0330	1	09/30/2025 07:05	WG2607746
Fluoranthene	ND		0.0330	0.0330	1	09/30/2025 07:05	WG2607746
Fluorene	ND		0.0330	0.0330	1	09/30/2025 07:05	WG2607746
Indeno(1,2,3-cd)pyrene	ND		0.0330	0.0330	1	09/30/2025 07:05	WG2607746
1-Methylnaphthalene	0.00423		0.00300	0.00300	1	09/30/2025 07:05	WG2607746
2-Methylnaphthalene	ND		0.0120	0.0120	1	09/30/2025 07:05	WG2607746
Naphthalene	ND		0.00300	0.00300	1	09/30/2025 07:05	WG2607746
Pyrene	ND		0.0330	0.0330	1	09/30/2025 07:05	WG2607746
(S) p-Terphenyl-d14	84.6			23.0-120		09/30/2025 07:05	WG2607746
(S) 2-Fluorobiphenyl	104			34.0-125		09/30/2025 07:05	WG2607746
(S) 2-Methylnaphthalene-d10	111			50.0-150		09/30/2025 07:05	WG2607746

1 Cp

2 Tc

3 Ss

4 Cn

5 Sr

6 Qc

7 Gl

8 Al

9 Sc

Calculated Results

Analyte	Result	Qualifier	Dilution	Analysis date / time	Batch
Sodium Adsorption Ratio	0.0789		1	09/27/2025 12:38	WG2608377

Total Solids by Method 2540 G-2011

Analyte	Result	Qualifier	Dilution	Analysis date / time	Batch
Total Solids	96.1		1	09/25/2025 09:10	WG2607660

Wet Chemistry by Method 7199

Analyte	Result	Qualifier	MDL	RDL	Dilution	Analysis date / time	Batch
Hexavalent Chromium	ND		0.200	0.200	1	09/29/2025 12:57	WG2607577

Wet Chemistry by Method 9045D (S-1.10)

Analyte	Result	Qualifier	Dilution	Analysis date / time	Batch
pH	6.70		1	09/29/2025 10:13	WG2609316

Sample Narrative:

L1901097-06 WG2609316: 6.7 at 19.8C

Wet Chemistry by Method 9050AMod (S-1.20)

Analyte	Result	Units	Qualifier	RDL	Dilution	Analysis date / time	Batch
Specific Conductance	90.2	umhos/cm		10.0	1	09/29/2025 12:22	WG2609314

Sample Narrative:

L1901097-06 WG2609314: at 25C

Metals (ICP) by Method 6010D (S-7.10)

Analyte	Result	Qualifier	MDL	RDL	Dilution	Analysis date / time	Batch
Hot Water Sol. Boron	ND		0.0199	0.100	1	09/26/2025 13:29	WG2608383

Metals (ICPMS) by Method 6020B

Analyte	Result	Qualifier	MDL	RDL	Dilution	Analysis date / time	Batch
Arsenic	1.50		0.100	0.100	1	09/28/2025 19:44	WG2607698
Barium	44.4		10.0	10.0	1	09/28/2025 19:44	WG2607698
Cadmium	0.116		0.100	0.100	1	09/28/2025 19:44	WG2607698
Copper	ND		10.0	10.0	1	09/28/2025 19:44	WG2607698
Lead	ND		10.0	10.0	1	09/28/2025 19:44	WG2607698
Nickel	ND		10.0	10.0	1	09/28/2025 19:44	WG2607698
Selenium	0.289		0.100	0.100	1	09/28/2025 19:44	WG2607698
Silver	ND		0.500	0.500	1	09/28/2025 19:44	WG2607698
Zinc	ND		50.0	50.0	1	09/28/2025 19:44	WG2607698

Volatile Organic Compounds (GC) by Method 8015D

Analyte	Result	Qualifier	MDL	RDL	Dilution	Analysis date / time	Batch
TPH (GC/FID) Low Fraction	ND		2.00	2.50	25	09/26/2025 08:43	WG2608425
(S) a,a,a-Trifluorotoluene(FID)	99.4			77.0-120		09/26/2025 08:43	WG2608425

1 Cp

2 Tc

3 Ss

4 Cn

5 Sr

6 Qc

7 Gl

8 Al

9 Sc

Volatile Organic Compounds (GC/MS) by Method 8260D

Analyte	Result mg/kg	Qualifier	MDL mg/kg	RDL mg/kg	Dilution	Analysis date / time	Batch
Benzene	ND		0.00100	0.00100	1	09/26/2025 03:52	WG2608472
Ethylbenzene	ND		0.0100	0.0100	1	09/26/2025 03:52	WG2608472
Toluene	ND		0.0100	0.0100	1	09/26/2025 03:52	WG2608472
1,2,4-Trimethylbenzene	ND		0.00500	0.00500	1	09/26/2025 03:52	WG2608472
1,3,5-Trimethylbenzene	ND		0.00500	0.00500	1	09/26/2025 03:52	WG2608472
Xylenes, Total	ND		0.100	0.100	1	09/26/2025 03:52	WG2608472
(S) Toluene-d8	97.2			75.0-131		09/26/2025 03:52	WG2608472
(S) 4-Bromofluorobenzene	103			67.0-138		09/26/2025 03:52	WG2608472
(S) 1,2-Dichloroethane-d4	110			70.0-130		09/26/2025 03:52	WG2608472

Semi-Volatile Organic Compounds (GC) by Method 8015M

Analyte	Result mg/kg	Qualifier	MDL mg/kg	RDL mg/kg	Dilution	Analysis date / time	Batch
C10-C28 Diesel Range	11.2		1.61	4.00	1	09/26/2025 05:35	WG2607741
C28-C36 Motor Oil Range	23.7		0.274	4.00	1	09/26/2025 05:35	WG2607741
(S) o-Terphenyl	57.0			18.0-148		09/26/2025 05:35	WG2607741

Semi Volatile Organic Compounds (GC/MS) by Method 8270E-SIM

Analyte	Result mg/kg	Qualifier	MDL mg/kg	RDL mg/kg	Dilution	Analysis date / time	Batch
Acenaphthene	ND		0.0330	0.0330	1	09/26/2025 04:16	WG2607746
Anthracene	ND		0.0330	0.0330	1	09/26/2025 04:16	WG2607746
Benzo(a)anthracene	ND		0.00600	0.00600	1	09/26/2025 04:16	WG2607746
Benzo(b)fluoranthene	ND		0.0330	0.0330	1	09/26/2025 04:16	WG2607746
Benzo(k)fluoranthene	ND		0.0330	0.0330	1	09/26/2025 04:16	WG2607746
Benzo(a)pyrene	ND		0.0330	0.0330	1	09/26/2025 04:16	WG2607746
Chrysene	ND		0.0330	0.0330	1	09/26/2025 04:16	WG2607746
Dibenz(a,h)anthracene	ND		0.0330	0.0330	1	09/26/2025 04:16	WG2607746
Fluoranthene	ND		0.0330	0.0330	1	09/26/2025 04:16	WG2607746
Fluorene	ND		0.0330	0.0330	1	09/26/2025 04:16	WG2607746
Indeno(1,2,3-cd)pyrene	ND		0.0330	0.0330	1	09/26/2025 04:16	WG2607746
1-Methylnaphthalene	ND		0.00300	0.00300	1	09/26/2025 04:16	WG2607746
2-Methylnaphthalene	ND		0.0120	0.0120	1	09/26/2025 04:16	WG2607746
Naphthalene	ND		0.00300	0.00300	1	09/26/2025 04:16	WG2607746
Pyrene	ND		0.0330	0.0330	1	09/26/2025 04:16	WG2607746
(S) p-Terphenyl-d14	71.6			23.0-120		09/26/2025 04:16	WG2607746
(S) 2-Fluorobiphenyl	71.1			34.0-125		09/26/2025 04:16	WG2607746
(S) 2-Methylnaphthalene-d10	74.3			50.0-150		09/26/2025 04:16	WG2607746

1 Cp

2 Tc

3 Ss

4 Cn

5 Sr

6 Qc

7 Gl

8 Al

9 Sc

Calculated Results

Analyte	Result	Qualifier	Dilution	Analysis date / time	Batch
Sodium Adsorption Ratio	0.0647		1	09/27/2025 12:39	WG2608377

Total Solids by Method 2540 G-2011

Analyte	Result %	Qualifier	Dilution	Analysis date / time	Batch
Total Solids	96.0		1	09/25/2025 09:10	WG2607660

Wet Chemistry by Method 7199

Analyte	Result mg/kg	Qualifier	MDL mg/kg	RDL mg/kg	Dilution	Analysis date / time	Batch
Hexavalent Chromium	ND		0.200	0.200	1	09/29/2025 13:07	WG2607577

Wet Chemistry by Method 9045D (S-1.10)

Analyte	Result su	Qualifier	Dilution	Analysis date / time	Batch
pH	6.94		1	09/29/2025 10:13	WG2609316

Sample Narrative:

L1901097-07 WG2609316: 6.94 at 19.7C

Wet Chemistry by Method 9050AMod (S-1.20)

Analyte	Result	Units	Qualifier	RDL	Dilution	Analysis date / time	Batch
Specific Conductance	83.2	umhos/cm		10.0	1	09/29/2025 12:22	WG2609314

Sample Narrative:

L1901097-07 WG2609314: at 25C

Metals (ICP) by Method 6010D (S-7.10)

Analyte	Result mg/l	Qualifier	MDL mg/l	RDL mg/l	Dilution	Analysis date / time	Batch
Hot Water Sol. Boron	ND		0.0199	0.100	1	09/26/2025 13:32	WG2608383

Metals (ICPMS) by Method 6020B

Analyte	Result mg/kg	Qualifier	MDL mg/kg	RDL mg/kg	Dilution	Analysis date / time	Batch
Arsenic	1.10		0.104	0.104	1.04	09/28/2025 19:47	WG2607698
Barium	30.8		10.4	10.4	1.04	09/28/2025 19:47	WG2607698
Cadmium	ND		0.104	0.104	1.04	09/28/2025 19:47	WG2607698
Copper	ND		10.4	10.4	1.04	09/28/2025 19:47	WG2607698
Lead	ND		10.4	10.4	1.04	09/28/2025 19:47	WG2607698
Nickel	ND		10.4	10.4	1.04	09/28/2025 19:47	WG2607698
Selenium	0.296		0.104	0.104	1.04	09/28/2025 19:47	WG2607698
Silver	ND		0.520	0.520	1.04	09/28/2025 19:47	WG2607698
Zinc	ND		52.0	52.0	1.04	09/28/2025 19:47	WG2607698

Volatile Organic Compounds (GC) by Method 8015D

Analyte	Result mg/kg	Qualifier	MDL mg/kg	RDL mg/kg	Dilution	Analysis date / time	Batch
TPH (GC/FID) Low Fraction	ND		2.00	2.50	25	09/26/2025 09:05	WG2608425
(S) a,a,a-Trifluorotoluene(FID)	100			77.0-120		09/26/2025 09:05	WG2608425

1 Cp

2 Tc

3 Ss

4 Cn

5 Sr

6 Qc

7 Gl

8 Al

9 Sc

Volatile Organic Compounds (GC/MS) by Method 8260D

Analyte	Result	Qualifier	MDL	RDL	Dilution	Analysis	Batch
	mg/kg		mg/kg	mg/kg		date / time	
Benzene	ND		0.00100	0.00100	1	09/26/2025 04:13	WG2608472
Ethylbenzene	ND		0.0100	0.0100	1	09/26/2025 04:13	WG2608472
Toluene	ND		0.0100	0.0100	1	09/26/2025 04:13	WG2608472
1,2,4-Trimethylbenzene	ND		0.00500	0.00500	1	09/26/2025 04:13	WG2608472
1,3,5-Trimethylbenzene	ND		0.00500	0.00500	1	09/26/2025 04:13	WG2608472
Xylenes, Total	ND		0.100	0.100	1	09/26/2025 04:13	WG2608472
(S) Toluene-d8	100			75.0-131		09/26/2025 04:13	WG2608472
(S) 4-Bromofluorobenzene	105			67.0-138		09/26/2025 04:13	WG2608472
(S) 1,2-Dichloroethane-d4	107			70.0-130		09/26/2025 04:13	WG2608472

Semi-Volatile Organic Compounds (GC) by Method 8015M

Analyte	Result	Qualifier	MDL	RDL	Dilution	Analysis	Batch
	mg/kg		mg/kg	mg/kg		date / time	
C10-C28 Diesel Range	5.71		1.61	4.00	1	09/26/2025 06:12	WG2607741
C28-C36 Motor Oil Range	9.53	<u>B</u>	0.274	4.00	1	09/26/2025 06:12	WG2607741
(S) o-Terphenyl	70.2			18.0-148		09/26/2025 06:12	WG2607741

Semi Volatile Organic Compounds (GC/MS) by Method 8270E-SIM

Analyte	Result	Qualifier	MDL	RDL	Dilution	Analysis	Batch
	mg/kg		mg/kg	mg/kg		date / time	
Acenaphthene	ND		0.0330	0.0330	1	09/30/2025 07:23	WG2607746
Anthracene	ND		0.0330	0.0330	1	09/30/2025 07:23	WG2607746
Benzo(a)anthracene	ND		0.00600	0.00600	1	09/30/2025 07:23	WG2607746
Benzo(b)fluoranthene	ND		0.0330	0.0330	1	09/30/2025 07:23	WG2607746
Benzo(k)fluoranthene	ND		0.0330	0.0330	1	09/30/2025 07:23	WG2607746
Benzo(a)pyrene	ND		0.0330	0.0330	1	09/30/2025 07:23	WG2607746
Chrysene	ND		0.0330	0.0330	1	09/30/2025 07:23	WG2607746
Dibenz(a,h)anthracene	ND		0.0330	0.0330	1	09/30/2025 07:23	WG2607746
Fluoranthene	ND		0.0330	0.0330	1	09/30/2025 07:23	WG2607746
Fluorene	ND		0.0330	0.0330	1	09/30/2025 07:23	WG2607746
Indeno(1,2,3-cd)pyrene	ND		0.0330	0.0330	1	09/30/2025 07:23	WG2607746
1-Methylnaphthalene	ND		0.00300	0.00300	1	09/30/2025 07:23	WG2607746
2-Methylnaphthalene	ND		0.0120	0.0120	1	09/30/2025 07:23	WG2607746
Naphthalene	ND		0.00300	0.00300	1	09/30/2025 07:23	WG2607746
Pyrene	ND		0.0330	0.0330	1	09/30/2025 07:23	WG2607746
(S) p-Terphenyl-d14	86.9			23.0-120		09/30/2025 07:23	WG2607746
(S) 2-Fluorobiphenyl	88.0			34.0-125		09/30/2025 07:23	WG2607746
(S) 2-Methylnaphthalene-d10	101			50.0-150		09/30/2025 07:23	WG2607746

1 Cp

2 Tc

3 Ss

4 Cn

5 Sr

6 Qc

7 Gl

8 Al

9 Sc

Calculated Results

Analyte	Result	Qualifier	Dilution	Analysis date / time	Batch
Sodium Adsorption Ratio	0.0796		1	09/27/2025 12:41	WG2608377

Total Solids by Method 2540 G-2011

Analyte	Result %	Qualifier	Dilution	Analysis date / time	Batch
Total Solids	93.6		1	09/25/2025 09:10	WG2607660

Wet Chemistry by Method 7199

Analyte	Result mg/kg	Qualifier	MDL mg/kg	RDL mg/kg	Dilution	Analysis date / time	Batch
Hexavalent Chromium	ND		0.200	0.200	1	09/29/2025 13:27	WG2607577

Wet Chemistry by Method 9045D (S-1.10)

Analyte	Result su	Qualifier	Dilution	Analysis date / time	Batch
pH	6.69		1	09/29/2025 10:13	WG2609316

Sample Narrative:

L1901097-08 WG2609316: 6.69 at 19.8C

Wet Chemistry by Method 9050AMod (S-1.20)

Analyte	Result	Units	Qualifier	RDL	Dilution	Analysis date / time	Batch
Specific Conductance	83.6	umhos/cm		10.0	1	09/29/2025 12:22	WG2609314

Sample Narrative:

L1901097-08 WG2609314: at 25C

Metals (ICP) by Method 6010D (S-7.10)

Analyte	Result mg/l	Qualifier	MDL mg/l	RDL mg/l	Dilution	Analysis date / time	Batch
Hot Water Sol. Boron	0.0216	J	0.0199	0.100	1	09/26/2025 13:35	WG2608383

Metals (ICPMS) by Method 6020B

Analyte	Result mg/kg	Qualifier	MDL mg/kg	RDL mg/kg	Dilution	Analysis date / time	Batch
Arsenic	1.14		0.100	0.100	1	09/28/2025 19:51	WG2607698
Barium	44.1		10.0	10.0	1	09/28/2025 19:51	WG2607698
Cadmium	ND		0.100	0.100	1	09/28/2025 19:51	WG2607698
Copper	ND		10.0	10.0	1	09/28/2025 19:51	WG2607698
Lead	ND		10.0	10.0	1	09/28/2025 19:51	WG2607698
Nickel	ND		10.0	10.0	1	09/28/2025 19:51	WG2607698
Selenium	0.266		0.100	0.100	1	09/28/2025 19:51	WG2607698
Silver	ND		0.500	0.500	1	09/28/2025 19:51	WG2607698
Zinc	ND		50.0	50.0	1	09/28/2025 19:51	WG2607698

Volatile Organic Compounds (GC) by Method 8015D

Analyte	Result mg/kg	Qualifier	MDL mg/kg	RDL mg/kg	Dilution	Analysis date / time	Batch
TPH (GC/FID) Low Fraction	ND		2.00	2.50	25	09/26/2025 09:28	WG2608425
(S) a,a,a-Trifluorotoluene(FID)	100			77.0-120		09/26/2025 09:28	WG2608425



Volatile Organic Compounds (GC/MS) by Method 8260D

Analyte	Result	Qualifier	MDL	RDL	Dilution	Analysis	Batch
	mg/kg		mg/kg	mg/kg		date / time	
Benzene	ND		0.00100	0.00100	1	09/26/2025 04:35	WG2608472
Ethylbenzene	ND		0.0100	0.0100	1	09/26/2025 04:35	WG2608472
Toluene	ND		0.0100	0.0100	1	09/26/2025 04:35	WG2608472
1,2,4-Trimethylbenzene	ND		0.00500	0.00500	1	09/26/2025 04:35	WG2608472
1,3,5-Trimethylbenzene	ND		0.00500	0.00500	1	09/26/2025 04:35	WG2608472
Xylenes, Total	ND		0.100	0.100	1	09/26/2025 04:35	WG2608472
(S) Toluene-d8	97.6			75.0-131		09/26/2025 04:35	WG2608472
(S) 4-Bromofluorobenzene	100			67.0-138		09/26/2025 04:35	WG2608472
(S) 1,2-Dichloroethane-d4	101			70.0-130		09/26/2025 04:35	WG2608472

Semi-Volatile Organic Compounds (GC) by Method 8015M

Analyte	Result	Qualifier	MDL	RDL	Dilution	Analysis	Batch
	mg/kg		mg/kg	mg/kg		date / time	
C10-C28 Diesel Range	7.75		1.61	4.00	1	09/26/2025 06:25	WG2607741
C28-C36 Motor Oil Range	12.2	<u>B</u>	0.274	4.00	1	09/26/2025 06:25	WG2607741
(S) o-Terphenyl	66.1			18.0-148		09/26/2025 06:25	WG2607741

Semi Volatile Organic Compounds (GC/MS) by Method 8270E-SIM

Analyte	Result	Qualifier	MDL	RDL	Dilution	Analysis	Batch
	mg/kg		mg/kg	mg/kg		date / time	
Acenaphthene	ND		0.0330	0.0330	1	09/26/2025 04:51	WG2607746
Anthracene	ND		0.0330	0.0330	1	09/26/2025 04:51	WG2607746
Benzo(a)anthracene	ND		0.00600	0.00600	1	09/26/2025 04:51	WG2607746
Benzo(b)fluoranthene	ND		0.0330	0.0330	1	09/26/2025 04:51	WG2607746
Benzo(k)fluoranthene	ND		0.0330	0.0330	1	09/26/2025 04:51	WG2607746
Benzo(a)pyrene	ND		0.0330	0.0330	1	09/26/2025 04:51	WG2607746
Chrysene	ND		0.0330	0.0330	1	09/26/2025 04:51	WG2607746
Dibenz(a,h)anthracene	ND		0.0330	0.0330	1	09/26/2025 04:51	WG2607746
Fluoranthene	ND		0.0330	0.0330	1	09/26/2025 04:51	WG2607746
Fluorene	ND		0.0330	0.0330	1	09/26/2025 04:51	WG2607746
Indeno(1,2,3-cd)pyrene	ND		0.0330	0.0330	1	09/26/2025 04:51	WG2607746
1-Methylnaphthalene	ND		0.00300	0.00300	1	09/26/2025 04:51	WG2607746
2-Methylnaphthalene	ND		0.0120	0.0120	1	09/26/2025 04:51	WG2607746
Naphthalene	ND		0.00300	0.00300	1	09/26/2025 04:51	WG2607746
Pyrene	ND		0.0330	0.0330	1	09/26/2025 04:51	WG2607746
(S) p-Terphenyl-d14	77.0			23.0-120		09/26/2025 04:51	WG2607746
(S) 2-Fluorobiphenyl	77.2			34.0-125		09/26/2025 04:51	WG2607746
(S) 2-Methylnaphthalene-d10	79.6			50.0-150		09/26/2025 04:51	WG2607746

1 Cp

2 Tc

3 Ss

4 Cn

5 Sr

6 Qc

7 Gl

8 Al

9 Sc

Calculated Results

Analyte	Result	Qualifier	Dilution	Analysis date / time	Batch
Sodium Adsorption Ratio	0.0596		1	09/27/2025 12:43	WG2608377

Total Solids by Method 2540 G-2011

Analyte	Result %	Qualifier	Dilution	Analysis date / time	Batch
Total Solids	94.3		1	09/25/2025 09:10	WG2607660

Wet Chemistry by Method 7199

Analyte	Result mg/kg	Qualifier	MDL mg/kg	RDL mg/kg	Dilution	Analysis date / time	Batch
Hexavalent Chromium	ND		0.200	0.200	1	09/29/2025 13:37	WG2607577

Wet Chemistry by Method 9045D (S-1.10)

Analyte	Result su	Qualifier	Dilution	Analysis date / time	Batch
pH	6.77		1	09/29/2025 10:13	WG2609316

Sample Narrative:

L1901097-09 WG2609316: 6.77 at 20.2C

Wet Chemistry by Method 9050AMod (S-1.20)

Analyte	Result	Units	Qualifier	RDL	Dilution	Analysis date / time	Batch
Specific Conductance	95.1	umhos/cm		10.0	1	09/29/2025 12:22	WG2609314

Sample Narrative:

L1901097-09 WG2609314: at 25C

Metals (ICP) by Method 6010D (S-7.10)

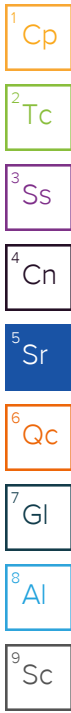
Analyte	Result mg/l	Qualifier	MDL mg/l	RDL mg/l	Dilution	Analysis date / time	Batch
Hot Water Sol. Boron	ND		0.0199	0.100	1	09/26/2025 13:38	WG2608383

Metals (ICPMS) by Method 6020B

Analyte	Result mg/kg	Qualifier	MDL mg/kg	RDL mg/kg	Dilution	Analysis date / time	Batch
Arsenic	1.29		0.100	0.100	1	09/28/2025 19:54	WG2607698
Barium	37.6		10.0	10.0	1	09/28/2025 19:54	WG2607698
Cadmium	ND		0.100	0.100	1	09/28/2025 19:54	WG2607698
Copper	ND		10.0	10.0	1	09/28/2025 19:54	WG2607698
Lead	ND		10.0	10.0	1	09/28/2025 19:54	WG2607698
Nickel	ND		10.0	10.0	1	09/28/2025 19:54	WG2607698
Selenium	0.271		0.100	0.100	1	09/28/2025 19:54	WG2607698
Silver	ND		0.500	0.500	1	09/28/2025 19:54	WG2607698
Zinc	ND		50.0	50.0	1	09/28/2025 19:54	WG2607698

Volatile Organic Compounds (GC) by Method 8015D

Analyte	Result mg/kg	Qualifier	MDL mg/kg	RDL mg/kg	Dilution	Analysis date / time	Batch
TPH (GC/FID) Low Fraction	ND		2.00	2.50	25	09/26/2025 09:51	WG2608425
(S) a,a,a-Trifluorotoluene(FID)	100			77.0-120		09/26/2025 09:51	WG2608425



Volatile Organic Compounds (GC/MS) by Method 8260D

Analyte	Result	Qualifier	MDL	RDL	Dilution	Analysis	Batch
	mg/kg		mg/kg	mg/kg		date / time	
Benzene	ND		0.00100	0.00100	1	09/26/2025 04:56	WG2608472
Ethylbenzene	ND		0.0100	0.0100	1	09/26/2025 04:56	WG2608472
Toluene	ND		0.0100	0.0100	1	09/26/2025 04:56	WG2608472
1,2,4-Trimethylbenzene	ND		0.00500	0.00500	1	09/26/2025 04:56	WG2608472
1,3,5-Trimethylbenzene	ND		0.00500	0.00500	1	09/26/2025 04:56	WG2608472
Xylenes, Total	ND		0.100	0.100	1	09/26/2025 04:56	WG2608472
(S) Toluene-d8	98.3			75.0-131		09/26/2025 04:56	WG2608472
(S) 4-Bromofluorobenzene	101			67.0-138		09/26/2025 04:56	WG2608472
(S) 1,2-Dichloroethane-d4	114			70.0-130		09/26/2025 04:56	WG2608472

Semi-Volatile Organic Compounds (GC) by Method 8015M

Analyte	Result	Qualifier	MDL	RDL	Dilution	Analysis	Batch
	mg/kg		mg/kg	mg/kg		date / time	
C10-C28 Diesel Range	5.06		1.61	4.00	1	09/26/2025 05:47	WG2607741
C28-C36 Motor Oil Range	14.2		0.274	4.00	1	09/26/2025 05:47	WG2607741
(S) o-Terphenyl	66.8			18.0-148		09/26/2025 05:47	WG2607741

Semi Volatile Organic Compounds (GC/MS) by Method 8270E-SIM

Analyte	Result	Qualifier	MDL	RDL	Dilution	Analysis	Batch
	mg/kg		mg/kg	mg/kg		date / time	
Acenaphthene	ND		0.0330	0.0330	1	09/26/2025 05:08	WG2607746
Anthracene	ND		0.0330	0.0330	1	09/26/2025 05:08	WG2607746
Benzo(a)anthracene	ND		0.00600	0.00600	1	09/26/2025 05:08	WG2607746
Benzo(b)fluoranthene	ND		0.0330	0.0330	1	09/26/2025 05:08	WG2607746
Benzo(k)fluoranthene	ND		0.0330	0.0330	1	09/26/2025 05:08	WG2607746
Benzo(a)pyrene	ND		0.0330	0.0330	1	09/26/2025 05:08	WG2607746
Chrysene	ND		0.0330	0.0330	1	09/26/2025 05:08	WG2607746
Dibenz(a,h)anthracene	ND		0.0330	0.0330	1	09/26/2025 05:08	WG2607746
Fluoranthene	ND		0.0330	0.0330	1	09/26/2025 05:08	WG2607746
Fluorene	ND		0.0330	0.0330	1	09/26/2025 05:08	WG2607746
Indeno(1,2,3-cd)pyrene	ND		0.0330	0.0330	1	09/26/2025 05:08	WG2607746
1-Methylnaphthalene	ND		0.00300	0.00300	1	09/26/2025 05:08	WG2607746
2-Methylnaphthalene	ND		0.0120	0.0120	1	09/26/2025 05:08	WG2607746
Naphthalene	ND		0.00300	0.00300	1	09/26/2025 05:08	WG2607746
Pyrene	ND		0.0330	0.0330	1	09/26/2025 05:08	WG2607746
(S) p-Terphenyl-d14	69.3			23.0-120		09/26/2025 05:08	WG2607746
(S) 2-Fluorobiphenyl	69.8			34.0-125		09/26/2025 05:08	WG2607746
(S) 2-Methylnaphthalene-d10	71.7			50.0-150		09/26/2025 05:08	WG2607746

1 Cp

2 Tc

3 Ss

4 Cn

5 Sr

6 Qc

7 Gl

8 Al

9 Sc

Method Blank (MB)

(MB) R4278533-1 09/25/25 08:14

Analyte	MB Result	MB Qualifier	MB MDL	MB RDL
	%		%	%
Total Solids	0.000			

1 Cp

2 Tc

3 Ss

L1901079-14 Original Sample (OS) • Duplicate (DUP)

(OS) L1901079-14 09/25/25 08:14 • (DUP) R4278533-3 09/25/25 08:14

Analyte	Original Result	DUP Result	Dilution	DUP RPD	DUP Qualifier	DUP RPD Limits
	%	%		%		%
Total Solids	87.4	86.9	1	0.600		10

4 Cn

5 Sr

Laboratory Control Sample (LCS)

(LCS) R4278533-2 09/25/25 08:14

Analyte	Spike Amount	LCS Result	LCS Rec.	Rec. Limits	LCS Qualifier
	%	%	%	%	
Total Solids	50.0	50.0	100	90.0-110	

6 Qc

7 Gl

8 Al

9 Sc

Method Blank (MB)

(MB) R4278553-1 09/25/25 09:10

Analyte	MB Result	MB Qualifier	MB MDL	MB RDL
	%		%	%
Total Solids	0.000			

1 Cp

2 Tc

3 Ss

L1901097-08 Original Sample (OS) • Duplicate (DUP)

(OS) L1901097-08 09/25/25 09:10 • (DUP) R4278553-3 09/25/25 09:10

Analyte	Original Result	DUP Result	Dilution	DUP RPD	DUP Qualifier	DUP RPD Limits
	%	%		%		%
Total Solids	93.6	93.4	1	0.302		10

4 Cn

5 Sr

Laboratory Control Sample (LCS)

(LCS) R4278553-2 09/25/25 09:10

Analyte	Spike Amount	LCS Result	LCS Rec.	Rec. Limits	LCS Qualifier
	%	%	%	%	
Total Solids	50.0	50.0	100	90.0-110	

6 Qc

7 Gl

8 Al

9 Sc

Method Blank (MB)

(MB) R4280564-1 09/29/25 10:48

Analyte	MB Result	MB Qualifier	MB MDL	MB RDL
Hexavalent Chromium	ND		0.200	0.200

¹Cp

²Tc

³Ss

⁴Cn

⁵Sr

⁶Qc

⁷Gl

⁸Al

⁹Sc

L1901097-07 Original Sample (OS) • Duplicate (DUP)

(OS) L1901097-07 09/29/25 13:07 • (DUP) R4280564-7 09/29/25 13:17

Analyte	Original Result	DUP Result	Dilution	DUP RPD	DUP Qualifier	DUP RPD Limits
Hexavalent Chromium	ND	ND	1	0.000		20

L1901174-08 Original Sample (OS) • Duplicate (DUP)

(OS) L1901174-08 09/29/25 15:17 • (DUP) R4280564-8 09/29/25 15:27

Analyte	Original Result	DUP Result	Dilution	DUP RPD	DUP Qualifier	DUP RPD Limits
Hexavalent Chromium	0.258	0.218	1	16.9		20

Laboratory Control Sample (LCS)

(LCS) R4280564-2 09/29/25 10:58

Analyte	Spike Amount	LCS Result	LCS Rec.	Rec. Limits	LCS Qualifier
Hexavalent Chromium	10.0	10.1	101	80.0-120	

L1901097-04 Original Sample (OS) • Matrix Spike (MS) • Matrix Spike Duplicate (MSD)

(OS) L1901097-04 09/29/25 11:38 • (MS) R4280564-3 09/29/25 11:48 • (MSD) R4280564-4 09/29/25 11:58

Analyte	Spike Amount	Original Result	MS Result	MSD Result	MS Rec.	MSD Rec.	Dilution	Rec. Limits	MS Qualifier	MSD Qualifier	RPD	RPD Limits
Hexavalent Chromium	20.0	ND	9.57	9.94	47.9	49.7	1	75.0-125	J6	J6	3.71	20

L1901097-04 Original Sample (OS) • Matrix Spike (MS)

(OS) L1901097-04 09/29/25 11:38 • (MS) R4280564-5 09/29/25 12:08

Analyte	Spike Amount	Original Result	MS Result	MS Rec.	Dilution	Rec. Limits	MS Qualifier
Hexavalent Chromium	648	ND	786	121	50	75.0-125	

L1901079-03 Original Sample (OS) • Duplicate (DUP)

(OS) L1901079-03 09/28/25 14:14 • (DUP) R4279467-2 09/28/25 14:14

Analyte	Original Result	DUP Result	Dilution	DUP RPD	DUP Qualifier	DUP RPD Limits
	su	su		%		%
pH	8.45	8.46	1	0.118		1

Sample Narrative:

OS: 8.45 at 20.9C
 DUP: 8.46 at 21.2C

L1901097-03 Original Sample (OS) • Duplicate (DUP)

(OS) L1901097-03 09/28/25 14:14 • (DUP) R4279467-3 09/28/25 14:14

Analyte	Original Result	DUP Result	Dilution	DUP RPD	DUP Qualifier	DUP RPD Limits
	su	su		%		%
pH	7.39	7.41	1	0.270		1

Sample Narrative:

OS: 7.39 at 20.4C
 DUP: 7.41 at 20.7C

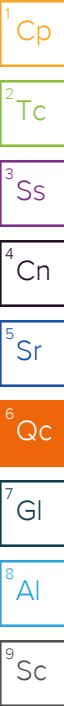
Laboratory Control Sample (LCS)

(LCS) R4279467-1 09/28/25 14:14

Analyte	Spike Amount	LCS Result	LCS Rec.	Rec. Limits	LCS Qualifier
	su	su	%	%	
pH	10.0	10.0	100	99.0-101	

Sample Narrative:

LCS: 10 at 20.8C



L1901097-04 Original Sample (OS) • Duplicate (DUP)

(OS) L1901097-04 09/29/25 10:13 • (DUP) R4279659-2 09/29/25 10:13

Analyte	Original Result	DUP Result	Dilution	DUP RPD	DUP Qualifier	DUP RPD Limits
pH	7.00	6.99	1	0.143		1

Sample Narrative:

OS: 7 at 20.1C
DUP: 6.99 at 20.3C

Laboratory Control Sample (LCS)

(LCS) R4279659-1 09/29/25 10:13

Analyte	Spike Amount	LCS Result	LCS Rec.	Rec. Limits	LCS Qualifier
pH	10.0	9.99	99.9	99.0-101	

Sample Narrative:

LCS: 9.99 at 19.7C

- 1 Cp
- 2 Tc
- 3 Ss
- 4 Cn
- 5 Sr
- 6 Qc
- 7 Gl
- 8 Al
- 9 Sc

Method Blank (MB)

(MB) R4280060-1 09/30/25 02:46

Analyte	MB Result	MB Qualifier	MB MDL	MB RDL
Specific Conductance	umhos/cm		umhos/cm	umhos/cm
	ND		10.0	10.0

Sample Narrative:

BLANK: at 25C

L1901079-04 Original Sample (OS) • Duplicate (DUP)

(OS) L1901079-04 09/30/25 02:46 • (DUP) R4280060-3 09/30/25 02:46

Analyte	Original Result	DUP Result	Dilution	DUP RPD	DUP Qualifier	DUP RPD Limits
Specific Conductance	umhos/cm	umhos/cm		%		%
	468	465	1	0.643		20

Sample Narrative:

OS: at 25C

DUP: at 25C

L1901097-02 Original Sample (OS) • Duplicate (DUP)

(OS) L1901097-02 09/30/25 02:46 • (DUP) R4280060-4 09/30/25 02:46

Analyte	Original Result	DUP Result	Dilution	DUP RPD	DUP Qualifier	DUP RPD Limits
Specific Conductance	umhos/cm	umhos/cm		%		%
	45.4	45.2	1	0.442		20

Sample Narrative:

OS: at 25C

DUP: at 25C

Laboratory Control Sample (LCS)

(LCS) R4280060-2 09/30/25 02:46

Analyte	Spike Amount	LCS Result	LCS Rec.	Rec. Limits	LCS Qualifier
Specific Conductance	umhos/cm	umhos/cm	%	%	
	581	582	100	90.0-110	

Sample Narrative:

LCS: at 25C

1 Cp

2 Tc

3 Ss

4 Cn

5 Sr

6 Qc

7 Gl

8 Al

9 Sc

Method Blank (MB)

(MB) R4279733-1 09/29/25 12:22

Analyte	MB Result umhos/cm	MB Qualifier	MB MDL umhos/cm	MB RDL umhos/cm
Specific Conductance	ND		10.0	10.0

Sample Narrative:

BLANK: at 25C

L1901097-05 Original Sample (OS) • Duplicate (DUP)

(OS) L1901097-05 09/29/25 12:22 • (DUP) R4279733-3 09/29/25 12:22

Analyte	Original Result umhos/cm	DUP Result umhos/cm	Dilution	DUP RPD %	DUP Qualifier	DUP RPD Limits
Specific Conductance	64.9	64.8	1	0.154		20

Sample Narrative:

OS: at 25C

DUP: at 25C

Laboratory Control Sample (LCS)

(LCS) R4279733-2 09/29/25 12:22

Analyte	Spike Amount umhos/cm	LCS Result umhos/cm	LCS Rec. %	Rec. Limits %	LCS Qualifier
Specific Conductance	581	582	100	90.0-110	

Sample Narrative:

LCS: at 25C

¹Cp

²Tc

³Ss

⁴Cn

⁵Sr

⁶Qc

⁷Gl

⁸Al

⁹Sc

Method Blank (MB)

(MB) R4278948-1 09/26/25 12:03

Analyte	MB Result mg/l	MB Qualifier	MB MDL mg/l	MB RDL mg/l
Hot Water Sol. Boron	ND		0.0199	0.100

Laboratory Control Sample (LCS) • Laboratory Control Sample Duplicate (LCSD)

(LCS) R4278948-2 09/26/25 12:06 • (LCSD) R4278948-3 09/26/25 12:09

Analyte	Spike Amount mg/l	LCS Result mg/l	LCSD Result mg/l	LCS Rec. %	LCSD Rec. %	Rec. Limits %	LCS Qualifier	LCSD Qualifier	RPD %	RPD Limits %
Hot Water Sol. Boron	1.00	0.978	0.997	97.8	99.7	80.0-120			1.87	20

- 1 Cp
- 2 Tc
- 3 Ss
- 4 Cn
- 5 Sr
- 6 Qc
- 7 Gl
- 8 Al
- 9 Sc

Method Blank (MB)

(MB) R4278949-1 09/26/25 13:14

Analyte	MB Result mg/l	MB Qualifier	MB MDL mg/l	MB RDL mg/l
Hot Water Sol. Boron	ND		0.0199	0.100

Laboratory Control Sample (LCS) • Laboratory Control Sample Duplicate (LCSD)

(LCS) R4278949-2 09/26/25 13:17 • (LCSD) R4278949-3 09/26/25 13:20

Analyte	Spike Amount mg/l	LCS Result mg/l	LCSD Result mg/l	LCS Rec. %	LCSD Rec. %	Rec. Limits %	LCS Qualifier	LCSD Qualifier	RPD %	RPD Limits %
Hot Water Sol. Boron	1.00	0.978	0.961	97.8	96.1	80.0-120			1.74	20

- ¹Cp
- ²Tc
- ³Ss
- ⁴Cn
- ⁵Sr
- ⁶Qc
- ⁷Gl
- ⁸Al
- ⁹Sc

Method Blank (MB)

(MB) R4279518-1 09/28/25 18:46

Analyte	MB Result mg/kg	MB Qualifier	MB MDL mg/kg	MB RDL mg/kg
Arsenic	ND		0.100	0.100
Barium	ND		10.0	10.0
Cadmium	ND		0.100	0.100
Copper	ND		10.0	10.0
Lead	ND		10.0	10.0
Nickel	ND		10.0	10.0
Selenium	ND		0.100	0.100
Silver	ND		0.500	0.500
Zinc	ND		50.0	50.0

¹Cp

²Tc

³Ss

⁴Cn

⁵Sr

⁶Qc

Laboratory Control Sample (LCS)

(LCS) R4279518-2 09/28/25 18:49

Analyte	Spike Amount mg/kg	LCS Result mg/kg	LCS Rec. %	Rec. Limits %	LCS Qualifier
Arsenic	100	95.9	95.9	80.0-120	
Barium	100	93.9	93.9	80.0-120	
Cadmium	100	100	100	80.0-120	
Copper	100	92.0	92.0	80.0-120	
Lead	100	89.9	89.9	80.0-120	
Nickel	100	99.0	99.0	80.0-120	
Selenium	100	98.6	98.6	80.0-120	
Silver	20.0	20.5	103	80.0-120	
Zinc	100	96.3	96.3	80.0-120	

⁷Gl

⁸Al

⁹Sc

L1901174-09 Original Sample (OS) • Matrix Spike (MS) • Matrix Spike Duplicate (MSD)

(OS) L1901174-09 09/28/25 18:53 • (MS) R4279518-5 09/28/25 19:02 • (MSD) R4279518-6 09/28/25 19:05

Analyte	Spike Amount mg/kg	Original Result mg/kg	MS Result mg/kg	MSD Result mg/kg	MS Rec. %	MSD Rec. %	Dilution	Rec. Limits %	MS Qualifier	MSD Qualifier	RPD %	RPD Limits %
Arsenic	100	56.9	126	149	68.8	92.6	1	75.0-125	J6		17.3	20
Barium	100	54.2	147	149	92.6	95.1	1	75.0-125			1.68	20
Cadmium	100	0.168	98.1	98.3	97.9	98.2	1	75.0-125			0.231	20
Copper	100	18.2	109	114	90.4	96.1	1	75.0-125			5.11	20
Lead	100	21.9	109	140	87.4	118	1	75.0-125		J3	24.7	20
Nickel	100	ND	105	106	105	106	1	75.0-125			1.05	20
Selenium	100	0.862	98.9	98.4	98.0	97.6	1	75.0-125			0.504	20
Silver	20.0	ND	20.2	20.1	101	100	1	75.0-125			0.866	20
Zinc	100	90.7	161	178	70.0	87.3	1	75.0-125	J6		10.2	20

Method Blank (MB)

(MB) R4279510-1 09/28/25 17:30

Analyte	MB Result mg/kg	MB Qualifier	MB MDL mg/kg	MB RDL mg/kg
Arsenic	ND		0.104	0.104
Barium	ND		10.4	10.4
Cadmium	ND		0.104	0.104
Copper	ND		10.4	10.4
Lead	ND		10.4	10.4
Nickel	ND		10.4	10.4
Selenium	ND		0.104	0.104
Silver	ND		0.520	0.520
Zinc	ND		52.0	52.0

¹Cp

²Tc

³Ss

⁴Cn

⁵Sr

⁶Qc

Laboratory Control Sample (LCS)

(LCS) R4279510-2 09/28/25 17:33

Analyte	Spike Amount mg/kg	LCS Result mg/kg	LCS Rec. %	Rec. Limits %	LCS Qualifier
Arsenic	100	104	104	80.0-120	
Barium	100	102	102	80.0-120	
Cadmium	100	107	107	80.0-120	
Copper	100	103	103	80.0-120	
Lead	100	99.0	99.0	80.0-120	
Nickel	100	108	108	80.0-120	
Selenium	100	104	104	80.0-120	
Silver	20.0	21.8	109	80.0-120	
Zinc	100	104	104	80.0-120	

⁷Gl

⁸Al

⁹Sc

L1901097-01 Original Sample (OS) • Matrix Spike (MS) • Matrix Spike Duplicate (MSD)

(OS) L1901097-01 09/28/25 17:36 • (MS) R4279510-5 09/28/25 17:46 • (MSD) R4279510-6 09/28/25 17:49

Analyte	Spike Amount mg/kg	Original Result mg/kg	MS Result mg/kg	MSD Result mg/kg	MS Rec. %	MSD Rec. %	Dilution	Rec. Limits %	MS Qualifier	MSD Qualifier	RPD %	RPD Limits %
Arsenic	100	1.30	91.4	99.7	90.1	98.4	1.02	75.0-125			8.70	20
Barium	100	33.8	119	131	84.9	97.7	1.02	75.0-125			10.2	20
Cadmium	100	ND	93.0	101	93.0	101	1.02	75.0-125			8.30	20
Copper	100	ND	90.1	99.5	90.1	99.5	1.02	75.0-125			9.94	20
Lead	100	ND	88.0	96.3	88.0	96.3	1.02	75.0-125			9.10	20
Nickel	100	ND	96.2	105	96.2	105	1.02	75.0-125			8.51	20
Selenium	100	0.274	91.2	99.1	90.9	98.8	1.02	75.0-125			8.34	20
Silver	20.0	ND	19.2	20.9	96.1	105	1.02	75.0-125			8.55	20
Zinc	100	ND	102	111	102	111	1.02	75.0-125			9.07	20

Method Blank (MB)

(MB) R4280354-3 09/26/25 03:02

Analyte	MB Result mg/kg	MB Qualifier	MB MDL mg/kg	MB RDL mg/kg
TPH (GC/FID) Low Fraction	ND		2.00	2.50
^(S) a,a,a-Trifluorotoluene(FID)	100			77.0-120

Laboratory Control Sample (LCS) • Laboratory Control Sample Duplicate (LCSD)

(LCS) R4280354-1 09/26/25 01:31 • (LCSD) R4280354-2 09/26/25 01:53

Analyte	Spike Amount mg/kg	LCS Result mg/kg	LCSD Result mg/kg	LCS Rec. %	LCSD Rec. %	Rec. Limits %	LCS Qualifier	LCSD Qualifier	RPD %	RPD Limits %
TPH (GC/FID) Low Fraction	5.00	5.09	4.68	102	93.6	72.0-127			8.39	20
^(S) a,a,a-Trifluorotoluene(FID)				102	103	77.0-120				

L1901129-02 Original Sample (OS) • Matrix Spike (MS) • Matrix Spike Duplicate (MSD)

(OS) L1901129-02 09/26/25 05:18 • (MS) R4280354-4 09/26/25 06:03 • (MSD) R4280354-5 09/26/25 06:26

Analyte	Spike Amount mg/kg	Original Result mg/kg	MS Result mg/kg	MSD Result mg/kg	MS Rec. %	MSD Rec. %	Dilution	Rec. Limits %	MS Qualifier	MSD Qualifier	RPD %	RPD Limits %
TPH (GC/FID) Low Fraction	121	ND	94.7	97.9	94.7	97.9	25	10.0-151			3.32	28
^(S) a,a,a-Trifluorotoluene(FID)					102	102		77.0-120				

1 Cp

2 Tc

3 Ss

4 Cn

5 Sr

6 Qc

7 Gl

8 Al

9 Sc

Method Blank (MB)

(MB) R4279220-2 09/26/25 17:05

Analyte	MB Result mg/kg	MB Qualifier	MB MDL mg/kg	MB RDL mg/kg
TPH (GC/FID) Low Fraction	ND		2.00	2.50
(S) a,a,a-Trifluorotoluene(FID)	99.7			77.0-120

Laboratory Control Sample (LCS)

(LCS) R4279220-1 09/26/25 15:56

Analyte	Spike Amount mg/kg	LCS Result mg/kg	LCS Rec. %	Rec. Limits %	LCS Qualifier
TPH (GC/FID) Low Fraction	5.00	5.99	120	72.0-127	
(S) a,a,a-Trifluorotoluene(FID)			107	77.0-120	

L1901263-07 Original Sample (OS) • Matrix Spike (MS) • Matrix Spike Duplicate (MSD)

(OS) L1901263-07 09/27/25 00:15 • (MS) R4279220-3 09/27/25 01:23 • (MSD) R4279220-4 09/27/25 01:45

Analyte	Spike Amount mg/kg	Original Result mg/kg	MS Result mg/kg	MSD Result mg/kg	MS Rec. %	MSD Rec. %	Dilution	Rec. Limits %	MS Qualifier	MSD Qualifier	RPD %	RPD Limits %
TPH (GC/FID) Low Fraction	125	ND	134	136	107	109	25	10.0-151			1.48	28
(S) a,a,a-Trifluorotoluene(FID)					106	106		77.0-120				

1 Cp

2 Tc

3 Ss

4 Cn

5 Sr

6 Qc

7 Gl

8 Al

9 Sc

Method Blank (MB)

(MB) R4280172-3 09/25/25 10:03

Analyte	MB Result mg/kg	MB Qualifier	MB MDL mg/kg	MB RDL mg/kg
Benzene	ND		0.00100	0.00100
Ethylbenzene	ND		0.0100	0.0100
Toluene	ND		0.0100	0.0100
1,2,4-Trimethylbenzene	ND		0.00500	0.00500
1,3,5-Trimethylbenzene	ND		0.00500	0.00500
Xylenes, Total	ND		0.100	0.100
(S) Toluene-d8	109			75.0-131
(S) 4-Bromofluorobenzene	93.0			67.0-138
(S) 1,2-Dichloroethane-d4	85.8			70.0-130

Laboratory Control Sample (LCS) • Laboratory Control Sample Duplicate (LCSD)

(LCS) R4280172-1 09/25/25 08:24 • (LCSD) R4280172-2 09/25/25 08:44

Analyte	Spike Amount mg/kg	LCS Result mg/kg	LCSD Result mg/kg	LCS Rec. %	LCSD Rec. %	Rec. Limits %	LCS Qualifier	LCSD Qualifier	RPD %	RPD Limits %
Benzene	0.625	0.553	0.557	88.5	89.1	70.0-123			0.721	20
Ethylbenzene	0.625	0.619	0.619	99.0	99.0	74.0-126			0.000	20
Toluene	0.625	0.604	0.611	96.6	97.8	75.0-121			1.15	20
1,2,4-Trimethylbenzene	0.625	0.636	0.641	102	103	70.0-126			0.783	20
1,3,5-Trimethylbenzene	0.625	0.626	0.633	100	101	73.0-127			1.11	20
Xylenes, Total	1.88	1.81	1.83	96.3	97.3	72.0-127			1.10	20
(S) Toluene-d8				103	104	75.0-131				
(S) 4-Bromofluorobenzene				88.8	90.6	67.0-138				
(S) 1,2-Dichloroethane-d4				94.9	96.3	70.0-130				

L1901079-19 Original Sample (OS) • Matrix Spike (MS) • Matrix Spike Duplicate (MSD)

(OS) L1901079-19 09/25/25 16:51 • (MS) R4280172-4 09/25/25 17:31 • (MSD) R4280172-5 09/25/25 17:51

Analyte	Spike Amount mg/kg	Original Result mg/kg	MS Result mg/kg	MSD Result mg/kg	MS Rec. %	MSD Rec. %	Dilution	Rec. Limits %	MS Qualifier	MSD Qualifier	RPD %	RPD Limits %
Benzene	0.250	ND	0.200	0.208	80.0	83.2	1	10.0-149			3.92	37
Ethylbenzene	0.250	ND	0.225	0.235	90.0	94.0	1	10.0-160			4.35	38
Toluene	0.250	ND	0.223	0.231	89.2	92.4	1	10.0-156			3.52	38
1,2,4-Trimethylbenzene	0.250	ND	0.220	0.230	88.0	92.0	1	10.0-160			4.44	36
1,3,5-Trimethylbenzene	0.250	ND	0.223	0.234	89.2	93.6	1	10.0-160			4.81	38
Xylenes, Total	0.750	ND	0.653	0.693	87.1	92.4	1	10.0-160			5.94	38
(S) Toluene-d8					106	106		75.0-131				
(S) 4-Bromofluorobenzene					95.1	95.4		67.0-138				
(S) 1,2-Dichloroethane-d4					89.6	89.6		70.0-130				



Method Blank (MB)

(MB) R4278770-3 09/25/25 19:18

Analyte	MB Result mg/kg	MB Qualifier	MB MDL mg/kg	MB RDL mg/kg
Benzene	ND		0.00100	0.00100
Ethylbenzene	ND		0.0100	0.0100
Toluene	ND		0.0100	0.0100
1,2,4-Trimethylbenzene	ND		0.00500	0.00500
1,3,5-Trimethylbenzene	ND		0.00500	0.00500
Xylenes, Total	ND		0.100	0.100
<i>(S) Toluene-d8</i>	106			75.0-131
<i>(S) 4-Bromofluorobenzene</i>	103			67.0-138
<i>(S) 1,2-Dichloroethane-d4</i>	93.2			70.0-130

Laboratory Control Sample (LCS) • Laboratory Control Sample Duplicate (LCSD)

(LCS) R4278770-1 09/25/25 17:35 • (LCSD) R4278770-2 09/25/25 17:56

Analyte	Spike Amount mg/kg	LCS Result mg/kg	LCSD Result mg/kg	LCS Rec. %	LCSD Rec. %	Rec. Limits %	LCS Qualifier	LCSD Qualifier	RPD %	RPD Limits %
Benzene	0.250	0.254	0.257	102	103	70.0-123			1.17	20
Ethylbenzene	0.250	0.275	0.279	110	112	74.0-126			1.44	20
Toluene	0.250	0.262	0.266	105	106	75.0-121			1.52	20
1,2,4-Trimethylbenzene	0.250	0.234	0.234	93.6	93.6	70.0-126			0.000	20
1,3,5-Trimethylbenzene	0.250	0.231	0.229	92.4	91.6	73.0-127			0.870	20
Xylenes, Total	0.750	0.808	0.818	108	109	72.0-127			1.23	20
<i>(S) Toluene-d8</i>				102	101	75.0-131				
<i>(S) 4-Bromofluorobenzene</i>				98.6	98.9	67.0-138				
<i>(S) 1,2-Dichloroethane-d4</i>				93.6	95.4	70.0-130				

L1901097-02 Original Sample (OS) • Matrix Spike (MS) • Matrix Spike Duplicate (MSD)

(OS) L1901097-02 09/26/25 01:43 • (MS) R4278770-4 09/26/25 04:49 • (MSD) R4278770-5 09/26/25 05:10

Analyte	Spike Amount mg/kg	Original Result mg/kg	MS Result mg/kg	MSD Result mg/kg	MS Rec. %	MSD Rec. %	Dilution	Rec. Limits %	MS Qualifier	MSD Qualifier	RPD %	RPD Limits %
Benzene	0.250	ND	0.262	0.259	105	104	1	10.0-149			1.15	37
Ethylbenzene	0.250	ND	0.287	0.284	115	114	1	10.0-160			1.05	38
Toluene	0.250	ND	0.276	0.274	110	110	1	10.0-156			0.727	38
1,2,4-Trimethylbenzene	0.250	ND	0.242	0.238	96.8	95.2	1	10.0-160			1.67	36
1,3,5-Trimethylbenzene	0.250	ND	0.239	0.236	95.6	94.4	1	10.0-160			1.26	38
Xylenes, Total	0.750	ND	0.834	0.819	111	109	1	10.0-160			1.81	38
<i>(S) Toluene-d8</i>					102	101		75.0-131				
<i>(S) 4-Bromofluorobenzene</i>					96.6	95.9		67.0-138				
<i>(S) 1,2-Dichloroethane-d4</i>					93.9	93.4		70.0-130				

1 Cp

2 Tc

3 Ss

4 Cn

5 Sr

6 Qc

7 Gl

8 Al

9 Sc

Method Blank (MB)

(MB) R4278990-3 09/25/25 22:40

Analyte	MB Result mg/kg	MB Qualifier	MB MDL mg/kg	MB RDL mg/kg
Benzene	ND		0.00100	0.00100
Ethylbenzene	ND		0.0100	0.0100
Toluene	ND		0.0100	0.0100
1,2,4-Trimethylbenzene	ND		0.00500	0.00500
1,3,5-Trimethylbenzene	ND		0.00500	0.00500
Xylenes, Total	ND		0.100	0.100
(S) Toluene-d8	100			75.0-131
(S) 4-Bromofluorobenzene	105			67.0-138
(S) 1,2-Dichloroethane-d4	111			70.0-130

1 Cp

2 Tc

3 Ss

4 Cn

5 Sr

6 Qc

7 Gl

8 Al

9 Sc

Laboratory Control Sample (LCS) • Laboratory Control Sample Duplicate (LCSD)

(LCS) R4278990-1 09/25/25 20:52 • (LCSD) R4278990-2 09/25/25 21:14

Analyte	Spike Amount mg/kg	LCS Result mg/kg	LCSD Result mg/kg	LCS Rec. %	LCSD Rec. %	Rec. Limits %	LCS Qualifier	LCSD Qualifier	RPD %	RPD Limits %
Benzene	0.250	0.220	0.213	88.0	85.2	70.0-123			3.23	20
Ethylbenzene	0.250	0.245	0.229	98.0	91.6	74.0-126			6.75	20
Toluene	0.250	0.224	0.224	89.6	89.6	75.0-121			0.000	20
1,2,4-Trimethylbenzene	0.250	0.247	0.246	98.8	98.4	70.0-126			0.406	20
1,3,5-Trimethylbenzene	0.250	0.249	0.238	99.6	95.2	73.0-127			4.52	20
Xylenes, Total	0.750	0.765	0.740	102	98.7	72.0-127			3.32	20
(S) Toluene-d8				97.4	98.7	75.0-131				
(S) 4-Bromofluorobenzene				106	107	67.0-138				
(S) 1,2-Dichloroethane-d4				114	115	70.0-130				

L1900717-01 Original Sample (OS) • Matrix Spike (MS) • Matrix Spike Duplicate (MSD)

(OS) L1900717-01 09/26/25 03:30 • (MS) R4278990-4 09/26/25 07:49 • (MSD) R4278990-5 09/26/25 08:11

Analyte	Spike Amount mg/kg	Original Result mg/kg	MS Result mg/kg	MSD Result mg/kg	MS Rec. %	MSD Rec. %	Dilution	Rec. Limits %	MS Qualifier	MSD Qualifier	RPD %	RPD Limits %
Benzene	0.298	ND	0.245	0.255	98.0	102	1	10.0-149			4.00	37
Ethylbenzene	0.298	0.0118	0.416	0.480	162	187	1	10.0-160	J5	J5	14.3	38
Toluene	0.298	ND	0.538	0.588	212	232	1	10.0-156	J5	J5	8.88	38
1,2,4-Trimethylbenzene	0.298	0.208	2.53	2.72	929	1000	1	10.0-160	E J5	E J5	7.24	36
1,3,5-Trimethylbenzene	0.298	0.269	2.20	2.51	772	896	1	10.0-160	J5	E J5	13.2	38
Xylenes, Total	0.895	0.222	3.71	4.29	465	542	1	10.0-160	J5	J5	14.5	38
(S) Toluene-d8					91.1	90.2		75.0-131				
(S) 4-Bromofluorobenzene					101	107		67.0-138				
(S) 1,2-Dichloroethane-d4					108	107		70.0-130				

Method Blank (MB)

(MB) R4278814-1 09/26/25 04:32

Analyte	MB Result mg/kg	MB Qualifier	MB MDL mg/kg	MB RDL mg/kg
C10-C28 Diesel Range	ND		1.61	4.00
C28-C36 Motor Oil Range	1.29	J	0.274	4.00
(S) o-Terphenyl	62.9			18.0-148

Laboratory Control Sample (LCS)

(LCS) R4278814-2 09/26/25 04:45

Analyte	Spike Amount mg/kg	LCS Result mg/kg	LCS Rec. %	Rec. Limits %	LCS Qualifier
C10-C28 Diesel Range	50.0	42.9	85.8	50.0-150	
(S) o-Terphenyl			78.4	18.0-148	

L1901085-01 Original Sample (OS) • Matrix Spike (MS) • Matrix Spike Duplicate (MSD)

(OS) L1901085-01 09/26/25 04:32 • (MS) R4278814-3 09/26/25 04:45 • (MSD) R4278814-4 09/26/25 04:57

Analyte	Spike Amount mg/kg	Original Result mg/kg	MS Result mg/kg	MSD Result mg/kg	MS Rec. %	MSD Rec. %	Dilution	Rec. Limits %	MS Qualifier	MSD Qualifier	RPD %	RPD Limits %
C10-C28 Diesel Range	49.4	ND	36.2	35.5	73.3	71.9	1	50.0-150			1.95	20
(S) o-Terphenyl					53.0	47.3		18.0-148				

1 Cp

2 Tc

3 Ss

4 Cn

5 Sr

6 Qc

7 Gl

8 Al

9 Sc

Method Blank (MB)

(MB) R4279833-2 09/26/25 01:38

Analyte	MB Result mg/kg	MB Qualifier	MB MDL mg/kg	MB RDL mg/kg
Acenaphthene	ND		0.0330	0.0330
Anthracene	ND		0.0330	0.0330
Benzo(a)anthracene	ND		0.00600	0.00600
Benzo(b)fluoranthene	ND		0.0330	0.0330
Benzo(k)fluoranthene	ND		0.0330	0.0330
Benzo(a)pyrene	ND		0.0330	0.0330
Chrysene	ND		0.0330	0.0330
Dibenz(a,h)anthracene	ND		0.0330	0.0330
Fluoranthene	ND		0.0330	0.0330
Fluorene	ND		0.0330	0.0330
Indeno(1,2,3-cd)pyrene	ND		0.0330	0.0330
1-Methylnaphthalene	ND		0.00300	0.00300
2-Methylnaphthalene	ND		0.0120	0.0120
Naphthalene	ND		0.00300	0.00300
Pyrene	ND		0.0330	0.0330
(S) p-Terphenyl-d14	80.6			23.0-120
(S) 2-Fluorobiphenyl	80.3			34.0-125
(S) 2-Methylnaphthalene-d10	83.1			50.0-150

¹Cp

²Tc

³Ss

⁴Cn

⁵Sr

⁶Qc

⁷Gl

⁸Al

⁹Sc

Laboratory Control Sample (LCS)

(LCS) R4279833-1 09/26/25 01:20

Analyte	Spike Amount mg/kg	LCS Result mg/kg	LCS Rec. %	Rec. Limits %	LCS Qualifier
Acenaphthene	0.0800	0.0695	86.9	50.0-120	
Anthracene	0.0800	0.0777	97.1	50.0-126	
Benzo(a)anthracene	0.0800	0.0796	99.5	45.0-120	
Benzo(b)fluoranthene	0.0800	0.0880	110	42.0-121	
Benzo(k)fluoranthene	0.0800	0.0845	106	49.0-125	
Benzo(a)pyrene	0.0800	0.0647	80.9	42.0-120	
Chrysene	0.0800	0.0836	105	49.0-122	
Dibenz(a,h)anthracene	0.0800	0.0964	121	47.0-125	
Fluoranthene	0.0800	0.0859	107	49.0-129	
Fluorene	0.0800	0.0836	105	49.0-120	
Indeno(1,2,3-cd)pyrene	0.0800	0.0852	106	46.0-125	
1-Methylnaphthalene	0.0800	0.0766	95.8	51.0-121	
2-Methylnaphthalene	0.0800	0.0759	94.9	50.0-120	
Naphthalene	0.0800	0.0726	90.8	50.0-120	
Pyrene	0.0800	0.0792	99.0	43.0-123	

Laboratory Control Sample (LCS)

(LCS) R4279833-1 09/26/25 01:20

Analyte	Spike Amount mg/kg	LCS Result mg/kg	LCS Rec. %	Rec. Limits %	LCS Qualifier
(S) p-Terphenyl-d14			74.3	23.0-120	
(S) 2-Fluorobiphenyl			77.5	34.0-125	
(S) 2-Methylnaphthalene-d10			78.1	50.0-150	

L1901271-09 Original Sample (OS) • Matrix Spike (MS) • Matrix Spike Duplicate (MSD)

(OS) L1901271-09 09/30/25 05:21 • (MS) R4280258-1 09/30/25 05:39 • (MSD) R4280258-2 09/30/25 05:56

Analyte	Spike Amount mg/kg	Original Result mg/kg	MS Result mg/kg	MSD Result mg/kg	MS Rec. %	MSD Rec. %	Dilution	Rec. Limits %	MS Qualifier	MSD Qualifier	RPD %	RPD Limits %
Acenaphthene	0.0796	ND	0.0898	0.0783	113	99.9	1	14.0-127			13.7	27
Anthracene	0.0796	ND	0.0994	0.0881	125	112	1	10.0-145			12.1	30
Benzo(a)anthracene	0.0796	ND	0.0967	0.0867	121	111	1	10.0-139			10.9	30
Benzo(b)fluoranthene	0.0796	ND	0.0940	0.0791	118	101	1	10.0-140			17.2	36
Benzo(k)fluoranthene	0.0796	ND	0.113	0.0812	142	104	1	10.0-137	J5	J3	32.7	31
Benzo(a)pyrene	0.0796	ND	0.0986	0.0847	124	108	1	10.0-141			15.2	31
Chrysene	0.0796	ND	0.0972	0.0921	122	117	1	10.0-145			5.39	30
Dibenz(a,h)anthracene	0.0796	ND	0.0958	0.0883	120	113	1	10.0-132			8.15	31
Fluoranthene	0.0796	ND	0.109	0.0960	137	122	1	10.0-153			12.7	33
Fluorene	0.0796	ND	0.108	0.0948	136	121	1	11.0-130	J5		13.0	29
Indeno(1,2,3-cd)pyrene	0.0796	ND	0.0920	0.0835	116	107	1	10.0-137			9.69	32
1-Methylnaphthalene	0.0796	0.00431	0.0939	0.0865	113	105	1	10.0-142			8.20	28
2-Methylnaphthalene	0.0796	ND	0.0927	0.0827	116	105	1	10.0-137			11.4	28
Naphthalene	0.0796	0.00393	0.0855	0.0745	107	95.0	1	10.0-135			13.8	27
Pyrene	0.0796	ND	0.0942	0.0859	118	110	1	10.0-148			9.22	35
(S) p-Terphenyl-d14					84.1	83.8		23.0-120				
(S) 2-Fluorobiphenyl					97.5	90.1		34.0-125				
(S) 2-Methylnaphthalene-d10					107	104		50.0-150				

1 Cp

2 Tc

3 Ss

4 Cn

5 Sr

6 Qc

7 Gl

8 Al

9 Sc

GLOSSARY OF TERMS

Guide to Reading and Understanding Your Laboratory Report

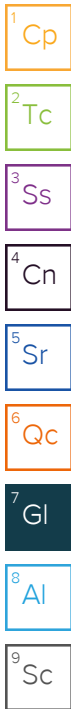
The information below is designed to better explain the various terms used in your report of analytical results from the Laboratory. This is not intended as a comprehensive explanation, and if you have additional questions please contact your project representative.

Results Disclaimer - Information that may be provided by the customer, and contained within this report, include Permit Limits, Project Name, Sample ID, Sample Matrix, Sample Preservation, Field Blanks, Field Spikes, Field Duplicates, On-Site Data, Sampling Collection Dates/Times, and Sampling Location. Results relate to the accuracy of this information provided, and as the samples are received.

Abbreviations and Definitions

MDL	Method Detection Limit.
ND	Not detected at the Reporting Limit (or MDL where applicable).
RDL	Reported Detection Limit.
Rec.	Recovery.
RPD	Relative Percent Difference.
SDG	Sample Delivery Group.
(S)	Surrogate (Surrogate Standard) - Analytes added to every blank, sample, Laboratory Control Sample/Duplicate and Matrix Spike/Duplicate; used to evaluate analytical efficiency by measuring recovery. Surrogates are not expected to be detected in all environmental media.
Analyte	The name of the particular compound or analysis performed. Some Analyses and Methods will have multiple analytes reported.
Dilution	If the sample matrix contains an interfering material, the sample preparation volume or weight values differ from the standard, or if concentrations of analytes in the sample are higher than the highest limit of concentration that the laboratory can accurately report, the sample may be diluted for analysis. If a value different than 1 is used in this field, the result reported has already been corrected for this factor.
Limits	These are the target % recovery ranges or % difference value that the laboratory has historically determined as normal for the method and analyte being reported. Successful QC Sample analysis will target all analytes recovered or duplicated within these ranges.
Original Sample	The non-spiked sample in the prep batch used to determine the Relative Percent Difference (RPD) from a quality control sample. The Original Sample may not be included within the reported SDG.
Qualifier	This column provides a letter and/or number designation that corresponds to additional information concerning the result reported. If a Qualifier is present, a definition per Qualifier is provided within the Glossary and Definitions page and potentially a discussion of possible implications of the Qualifier in the Case Narrative if applicable.
Result	The actual analytical final result (corrected for any sample specific characteristics) reported for your sample. If there was no measurable result returned for a specific analyte, the result in this column may state "ND" (Not Detected) or "BDL" (Below Detectable Levels). The information in the results column should always be accompanied by either an MDL (Method Detection Limit) or RDL (Reporting Detection Limit) that defines the lowest value that the laboratory could detect or report for this analyte.
Uncertainty (Radiochemistry)	Confidence level of 2 sigma.
U (Radiochemistry)	Result + Error < MDA.
J (Radiochemistry)	Result < MDA; Result + Error > MDA.
Case Narrative (Cn)	A brief discussion about the included sample results, including a discussion of any non-conformances to protocol observed either at sample receipt by the laboratory from the field or during the analytical process. If present, there will be a section in the Case Narrative to discuss the meaning of any data qualifiers used in the report.
Quality Control Summary (Qc)	This section of the report includes the results of the laboratory quality control analyses required by procedure or analytical methods to assist in evaluating the validity of the results reported for your samples. These analyses are not being performed on your samples typically, but on laboratory generated material.
Sample Chain of Custody (Sc)	This is the document created in the field when your samples were initially collected. This is used to verify the time and date of collection, the person collecting the samples, and the analyses that the laboratory is requested to perform. This chain of custody also documents all persons (excluding commercial shippers) that have had control or possession of the samples from the time of collection until delivery to the laboratory for analysis.
Sample Results (Sr)	This section of your report will provide the results of all testing performed on your samples. These results are provided by sample ID and are separated by the analyses performed on each sample. The header line of each analysis section for each sample will provide the name and method number for the analysis reported.
Sample Summary (Ss)	This section of the Analytical Report defines the specific analyses performed for each sample ID, including the dates and times of preparation and/or analysis.

Qualifier	Description
B	The same analyte is found in the associated blank.
E	The analyte concentration exceeds the upper limit of the calibration range of the instrument established by the initial calibration (ICAL).
J	The identification of the analyte is acceptable; the reported value is an estimate.
J1	Surrogate recovery limits have been exceeded; values are outside upper control limits.
J3	The associated batch QC was outside the established quality control range for precision.
J5	The sample matrix interfered with the ability to make any accurate determination; spike value is high.
J6	The sample matrix interfered with the ability to make any accurate determination; spike value is low.
O1	The analyte failed the method required serial dilution test and/or subsequent post-spike criteria. These failures indicate matrix interference.



ACCREDITATIONS & LOCATIONS

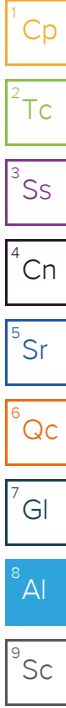
Pace Analytical National 12065 Lebanon Rd Mount Juliet, TN 37122

Alabama	40660	Nebraska	NE-OS-15-05
Alaska	17-026	Nevada	TN000032021-1
Arizona	AZ0612	New Hampshire	2975
Arkansas	88-0469	New Jersey–NELAP	TN002
California	2932	New Mexico ¹	TN00003
Colorado	TN00003	New York	11742
Connecticut	PH-0197	North Carolina	Env375
Florida	E87487	North Carolina ¹	DW21704
Georgia	NELAP	North Carolina ³	41
Georgia ¹	923	North Dakota	R-140
Idaho	TN00003	Ohio–VAP	CL0069
Illinois	200008	Oklahoma	9915
Indiana	C-TN-01	Oregon	TN200002
Iowa	364	Pennsylvania	68-02979
Kansas	E-10277	Rhode Island	LA000356
Kentucky ^{1,6}	KY90010	South Carolina	84004002
Kentucky ²	16	South Dakota	n/a
Louisiana	AI30792	Tennessee ^{1,4}	2006
Louisiana	LA018	Texas	T104704245-20-18
Maine	TN00003	Texas ⁵	LAB0152
Maryland	324	Utah	TN000032021-11
Massachusetts	M-TN003	Vermont	VT2006
Michigan	9958	Virginia	110033
Minnesota	047-999-395	Washington	C847
Mississippi	TN00003	West Virginia	233
Missouri	340	Wisconsin	998093910
Montana	CERT0086	Wyoming	A2LA
A2LA – ISO 17025	1461.01	AIHA-LAP,LLC EMLAP	100789
A2LA – ISO 17025 ⁵	1461.02	DOD	1461.01
Canada	1461.01	USDA	P330-15-00234
EPA–Crypto	TN00003		



¹ Drinking Water ² Underground Storage Tanks ³ Aquatic Toxicity ⁴ Chemical/Microbiological ⁵ Mold ⁶ Wastewater n/a Accreditation not applicable

* Not all certifications held by the laboratory are applicable to the results reported in the attached report.

* Accreditation is only applicable to the test methods specified on each scope of accreditation held by Pace Analytical.



11

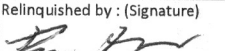
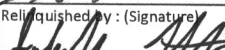

Company Name/Address: Civitas/Tasman - CO 4725 Independence St, Wheat Ridge, Colorado 80033		Billing Information: Accounts Payable 650 Southgate Dr. Windsor, CO 80550		Pres Chk		Analysis / Container / Preservative										Chain of Custody Page <u>1</u> of <u>1</u>				
Project Manager: Sam Vogt / Jacob Evans		Email: svogt@tasman-geo.com / Jevans@civiresources.com														 MT JULIET, TN <small>12065 Lebanon Rd Mount Juliet, TN 37122 Submitting a sample via this chain of custody constitutes acknowledgment and acceptance of the Pace Terms and Conditions found at: https://info.pacelabs.com/hubs/pas-standard-terms.pdf</small>				
Project Name: Federal 22, 12-10		Please Circle: PT <input checked="" type="radio"/> MT <input type="radio"/> CT <input type="radio"/> ET <input type="radio"/>														SMC # L1901097 G158				
Phone: 610-405-9078		Lab Project #:		AFE# or C/C: 23181														Acctnum: CIVTASBCO Template: T250702 Prelogin: P1068185 PM: 824 - Chris Ward PB:		
Collected by (print): DT, RS, GM		Site/Facility ID #:		Billing Code #: 8523.195														Shipped Via: FedEX Ground		
Collected by (signature): 		Rush? (Lab MUST Be Notified) <input type="checkbox"/> Same Day <input type="checkbox"/> Five Day <input type="checkbox"/> Next Day <input type="checkbox"/> 5 Day (Rad Only) <input type="checkbox"/> Two Day <input type="checkbox"/> 10 Day (Rad Only) <input type="checkbox"/> Three Day		Quote #														Remarks Sample # (lab only)		
Immediately Packed on Ice N <input type="checkbox"/> Y <input checked="" type="checkbox"/>		Date Results Needed STD		# of Containers																
Sample ID	Comp/Grab	Matrix *	Depth	Date	Time	# of Containers	Full TABLE915 8ozClr-NoPres	Background TABLE915 8ozClr-NoPres	V8260 (GW TABLE915) 40mL Amb-HCl	Chloride, Sulfate 125mL HDPE-NoPres	TDS 1L-HDPE-NoPres									
22-10-FL-B17@4'	Grab	SS	4'	9/23/25	1240	2	X													-01
22-10-FL-B21@4'	↓		↓		1300															-02
22-10-FL-B24@4'	↓		↓		1315															-03
SP-CS08	Comp		→		1325															-04
SP-CS09					1330															-05
SP-CS10					1335															-06
SP-CS11					1340															-07
SP-CS12					1345															-08
SP-CS13					1400															-09

* Matrix:
 SS - Soil AIR - Air F - Filter
 GW - Groundwater B - Bioassay
 WW - Waste Water
 DW - Drinking Water
 OT - Other




Remarks:
 pH, EC, SAR by saturated paste preparation method
 Boron by hot water soluble preparation method
 Table 915-1 Metals - As, Ba, Cd, Cu, Pb, Ni, Se, Ag, Zn, Cr VI
 Samples returned via:
 UPS FedEx Courier

Tracking #
 pH _____ Temp _____
 Flow _____ Other _____

Sample Receipt Checklist
 COC Seal Present/Intact: Y N
 COC Signed/Accurate: Y N
 Bottles arrive intact: Y N
 Correct bottles used: Y N
 Sufficient volume sent: Y N
 If Applicable
 VOA Zero Headspace: Y N
 Preservation Correct/Checked: Y N
 RAD Screen <0.5 mR/hr: Y N

Relinquished by: (Signature)

 Relinquished by: (Signature)

 Relinquished by: (Signature)


Date: **9/23/25** Time: **15:20**
 Date: **9/23/25** Time: **15:50**
 Date: **09/23/25** Time: **1800**

Received by: (Signature)

 Received by: (Signature)

 Received for lab by: (Signature)


Trip Blank Received: Yes No
 HCL / MeOH
 TBR
 Temp: °C Bottles Received: **18**
TLA914-0-1.3
 Date: **9/24/25** Time: **9:00**

If preservation required by Login: Date/Time
 Hold:
 Condition:
 NCF / OK

Sakup ok