

**Chevron - CO**

Sample Delivery Group: L1865951  
Samples Received: 06/04/2025  
Project Number: CO23-174  
Description: Noble-Pappenheim 2-32

Report To: Paul H.  
2115 117th Avenue  
Greeley, CO 80631

Entire Report Reviewed By:



Mandi Edwards  
Project Manager

Results relate only to the items tested or calibrated and are reported as rounded values. This test report shall not be reproduced, except in full, without written approval of the laboratory. Where applicable, sampling conducted by Pace Analytical National is performed per guidance provided in laboratory standard operating procedures ENV-SOP-MTJL-0067 and ENV-SOP-MTJL-0068. Where sampling conducted by the customer, results relate to the accuracy of the information provided, and as the samples are received.

**Pace Analytical National**

12065 Lebanon Rd Mount Juliet, TN 37122 615-758-5858 800-767-5859 mydata.pacelabs.com

# TABLE OF CONTENTS

<b>Cp: Cover Page</b>	<b>1</b>
<b>Tc: Table of Contents</b>	<b>2</b>
<b>Ss: Sample Summary</b>	<b>3</b>
<b>Cn: Case Narrative</b>	<b>5</b>
<b>Sr: Sample Results</b>	<b>6</b>
FL11 3FT L1865951-01	6
FL12 3FT L1865951-02	8
FL13 3FT L1865951-03	10
FL14 3FT L1865951-04	12
FL15 3FT L1865951-05	14
<b>Qc: Quality Control Summary</b>	<b>16</b>
Wet Chemistry by Method 7199	16
Wet Chemistry by Method 9045D	17
Wet Chemistry by Method 9050AMod	19
Metals (ICP) by Method 6010B-NE493 Ch 2	21
Metals (ICPMS) by Method 6020B	23
Volatile Organic Compounds (GC) by Method 8015D	25
Volatile Organic Compounds (GC/MS) by Method 8260D	28
Semi-Volatile Organic Compounds (GC) by Method 8015M	29
Semi Volatile Organic Compounds (GC/MS) by Method 8270E-SIM	30
<b>Gl: Glossary of Terms</b>	<b>32</b>
<b>Al: Accreditations &amp; Locations</b>	<b>33</b>
<b>Sc: Sample Chain of Custody</b>	<b>34</b>



# SAMPLE SUMMARY

## FL11 3FT L1865951-01

Collected by Tucker Chapin      Collected date/time 06/03/25 12:00      Received date/time 06/04/25 09:00

Method	Batch	Dilution	Preparation date/time	Analysis date/time	Analyst	Location
Calculated Results	WG2533106	1	06/09/25 19:23	06/09/25 19:23	MAP	Mt. Juliet, TN
Wet Chemistry by Method 7199	WG2533278	1	06/11/25 10:31	06/17/25 18:50	ANW	Mt. Juliet, TN
Wet Chemistry by Method 9045D	WG2534366	1	06/09/25 17:11	06/10/25 08:40	RJP	Mt. Juliet, TN
Wet Chemistry by Method 9050AMod	WG2534368	1	06/09/25 17:14	06/10/25 16:10	KRB	Mt. Juliet, TN
Metals (ICP) by Method 6010B-NE493 Ch 2	WG2533109	1	06/10/25 08:30	06/11/25 09:53	JTM	Mt. Juliet, TN
Metals (ICPMS) by Method 6020B	WG2532229	5	06/06/25 16:12	06/13/25 21:55	UNP	Mt. Juliet, TN
Volatile Organic Compounds (GC) by Method 8015D	WG2534257	1	06/05/25 07:44	06/09/25 17:49	CDD	Mt. Juliet, TN
Volatile Organic Compounds (GC/MS) by Method 8260D	WG2531963	1	06/05/25 07:44	06/05/25 21:42	JAH	Mt. Juliet, TN
Semi-Volatile Organic Compounds (GC) by Method 8015M	WG2534300	1	06/09/25 16:32	06/10/25 10:28	JAS	Mt. Juliet, TN
Semi Volatile Organic Compounds (GC/MS) by Method 8270E-SIM	WG2534049	1	06/09/25 18:32	06/10/25 11:34	CMF	Mt. Juliet, TN



## FL12 3FT L1865951-02

Collected by Tucker Chapin      Collected date/time 06/03/25 12:20      Received date/time 06/04/25 09:00

Method	Batch	Dilution	Preparation date/time	Analysis date/time	Analyst	Location
Calculated Results	WG2533104	1	06/10/25 08:29	06/10/25 08:29	RLS	Mt. Juliet, TN
Wet Chemistry by Method 7199	WG2533278	1	06/11/25 10:31	06/17/25 19:43	ANW	Mt. Juliet, TN
Wet Chemistry by Method 9045D	WG2534562	1	06/10/25 08:01	06/10/25 14:11	RJP	Mt. Juliet, TN
Wet Chemistry by Method 9050AMod	WG2534571	1	06/10/25 08:03	06/10/25 16:40	KRB	Mt. Juliet, TN
Metals (ICP) by Method 6010B-NE493 Ch 2	WG2533111	1	06/10/25 08:32	06/11/25 19:50	MAP	Mt. Juliet, TN
Metals (ICPMS) by Method 6020B	WG2532229	5	06/06/25 16:12	06/13/25 21:59	UNP	Mt. Juliet, TN
Volatile Organic Compounds (GC) by Method 8015D	WG2534257	1	06/05/25 07:44	06/09/25 18:13	CDD	Mt. Juliet, TN
Volatile Organic Compounds (GC/MS) by Method 8260D	WG2531963	1	06/05/25 07:44	06/05/25 22:01	JAH	Mt. Juliet, TN
Semi-Volatile Organic Compounds (GC) by Method 8015M	WG2534300	1	06/09/25 16:32	06/10/25 09:30	JAS	Mt. Juliet, TN
Semi Volatile Organic Compounds (GC/MS) by Method 8270E-SIM	WG2534049	1	06/09/25 18:32	06/10/25 11:53	CMF	Mt. Juliet, TN

## FL13 3FT L1865951-03

Collected by Tucker Chapin      Collected date/time 06/03/25 12:40      Received date/time 06/04/25 09:00

Method	Batch	Dilution	Preparation date/time	Analysis date/time	Analyst	Location
Calculated Results	WG2533106	1	06/09/25 19:25	06/09/25 19:25	MAP	Mt. Juliet, TN
Wet Chemistry by Method 7199	WG2533278	1	06/11/25 10:31	06/17/25 19:53	ANW	Mt. Juliet, TN
Wet Chemistry by Method 9045D	WG2534366	1	06/09/25 17:11	06/10/25 08:40	RJP	Mt. Juliet, TN
Wet Chemistry by Method 9050AMod	WG2534368	1	06/09/25 17:14	06/10/25 16:10	KRB	Mt. Juliet, TN
Metals (ICP) by Method 6010B-NE493 Ch 2	WG2533109	1	06/10/25 08:30	06/11/25 09:55	JTM	Mt. Juliet, TN
Metals (ICPMS) by Method 6020B	WG2532229	5	06/06/25 16:12	06/13/25 22:02	UNP	Mt. Juliet, TN
Volatile Organic Compounds (GC) by Method 8015D	WG2532872	1	06/05/25 07:44	06/07/25 07:54	JHH	Mt. Juliet, TN
Volatile Organic Compounds (GC/MS) by Method 8260D	WG2531963	1	06/05/25 07:44	06/05/25 22:20	JAH	Mt. Juliet, TN
Semi-Volatile Organic Compounds (GC) by Method 8015M	WG2534300	1	06/09/25 16:32	06/10/25 09:45	JAS	Mt. Juliet, TN
Semi Volatile Organic Compounds (GC/MS) by Method 8270E-SIM	WG2534049	1	06/09/25 18:32	06/10/25 12:12	CMF	Mt. Juliet, TN

## FL14 3FT L1865951-04

Collected by Tucker Chapin      Collected date/time 06/03/25 13:00      Received date/time 06/04/25 09:00

Method	Batch	Dilution	Preparation date/time	Analysis date/time	Analyst	Location
Calculated Results	WG2533104	1	06/10/25 08:31	06/10/25 08:31	RLS	Mt. Juliet, TN
Wet Chemistry by Method 7199	WG2533278	1	06/11/25 10:31	06/17/25 20:03	ANW	Mt. Juliet, TN
Wet Chemistry by Method 9045D	WG2534562	1	06/10/25 08:01	06/10/25 14:11	RJP	Mt. Juliet, TN
Wet Chemistry by Method 9050AMod	WG2534571	1	06/10/25 08:03	06/10/25 16:40	KRB	Mt. Juliet, TN
Metals (ICP) by Method 6010B-NE493 Ch 2	WG2533111	1	06/10/25 08:32	06/11/25 19:51	MAP	Mt. Juliet, TN
Metals (ICPMS) by Method 6020B	WG2532229	5	06/06/25 16:12	06/13/25 22:05	UNP	Mt. Juliet, TN
Volatile Organic Compounds (GC) by Method 8015D	WG2532874	1	06/05/25 07:44	06/07/25 06:19	NCD	Mt. Juliet, TN
Volatile Organic Compounds (GC/MS) by Method 8260D	WG2531963	1	06/05/25 07:44	06/05/25 22:38	JAH	Mt. Juliet, TN

# SAMPLE SUMMARY

## FL14 3FT L1865951-04

Collected by Tucker Chapin      Collected date/time 06/03/25 13:00      Received date/time 06/04/25 09:00

Method	Batch	Dilution	Preparation date/time	Analysis date/time	Analyst	Location
Semi-Volatile Organic Compounds (GC) by Method 8015M	WG2534300	1	06/09/25 16:32	06/10/25 16:49	JAS	Mt. Juliet, TN
Semi Volatile Organic Compounds (GC/MS) by Method 8270E-SIM	WG2534049	1	06/09/25 18:32	06/10/25 12:31	CMF	Mt. Juliet, TN

<sup>1</sup>Cp

<sup>2</sup>Tc

<sup>3</sup>Ss

## FL15 3FT L1865951-05

Collected by Tucker Chapin      Collected date/time 06/03/25 13:20      Received date/time 06/04/25 09:00

Method	Batch	Dilution	Preparation date/time	Analysis date/time	Analyst	Location
Calculated Results	WG2533106	1	06/09/25 19:26	06/09/25 19:26	MAP	Mt. Juliet, TN
Wet Chemistry by Method 7199	WG2533278	1	06/11/25 10:31	06/17/25 20:35	ANW	Mt. Juliet, TN
Wet Chemistry by Method 9045D	WG2534366	1	06/09/25 17:11	06/10/25 08:40	RJP	Mt. Juliet, TN
Wet Chemistry by Method 9050AMod	WG2534368	1	06/09/25 17:14	06/10/25 16:10	KRB	Mt. Juliet, TN
Metals (ICP) by Method 6010B-NE493 Ch 2	WG2533109	1	06/10/25 08:30	06/11/25 09:57	JTM	Mt. Juliet, TN
Metals (ICPMS) by Method 6020B	WG2532228	5	06/09/25 17:31	06/17/25 21:40	UNP	Mt. Juliet, TN
Volatile Organic Compounds (GC) by Method 8015D	WG2532874	1	06/05/25 07:44	06/07/25 06:41	NCD	Mt. Juliet, TN
Volatile Organic Compounds (GC/MS) by Method 8260D	WG2531963	1	06/05/25 07:44	06/05/25 22:57	JAH	Mt. Juliet, TN
Semi-Volatile Organic Compounds (GC) by Method 8015M	WG2534300	1	06/09/25 16:32	06/10/25 10:43	JAS	Mt. Juliet, TN
Semi Volatile Organic Compounds (GC/MS) by Method 8270E-SIM	WG2534049	1	06/09/25 18:32	06/10/25 12:49	ADF	Mt. Juliet, TN

<sup>4</sup>Cn

<sup>5</sup>Sr

<sup>6</sup>Qc

<sup>7</sup>Gl

<sup>8</sup>Al

<sup>9</sup>Sc

# CASE NARRATIVE

All sample aliquots were received at the correct temperature, in the proper containers, with the appropriate preservatives, and within method specified holding times, unless qualified or notated within the report. Where applicable, all MDL (LOD) and RDL (LOQ) values reported for environmental samples have been corrected for the dilution factor used in the analysis. All Method and Batch Quality Control are within established criteria except where addressed in this case narrative, a non-conformance form or properly qualified within the sample results. By my digital signature below, I affirm to the best of my knowledge, all problems/anomalies observed by the laboratory as having the potential to affect the quality of the data have been identified by the laboratory, and no information or data have been knowingly withheld that would affect the quality of the data.



Mandi Edwards  
Project Manager

<sup>1</sup> Cp

<sup>2</sup> Tc

<sup>3</sup> Ss

<sup>4</sup> Cn

<sup>5</sup> Sr

<sup>6</sup> Qc

<sup>7</sup> Gl

<sup>8</sup> Al

<sup>9</sup> Sc

Calculated Results

Analyte	Result	Qualifier	Dilution	Analysis date / time	Batch
Sodium Adsorption Ratio	2.60		1	06/09/2025 19:23	WG2533106

Wet Chemistry by Method 7199

Analyte	Result mg/kg	Qualifier	RDL mg/kg	Dilution	Analysis date / time	Batch
Hexavalent Chromium	ND		0.200	1	06/17/2025 18:50	<a href="#">WG2533278</a>

Wet Chemistry by Method 9045D

Analyte	Result su	Qualifier	Dilution	Analysis date / time	Batch
pH	8.25		1	06/10/2025 08:40	<a href="#">WG2534366</a>

Sample Narrative:

L1865951-01 WG2534366: 8.25 at 20.7C

Wet Chemistry by Method 9050AMod

Analyte	Result	Units	Qualifier	RDL	Dilution	Analysis date / time	Batch
Specific Conductance	3.40	mmhos/cm		0.0100	1	06/10/2025 16:10	<a href="#">WG2534368</a>

Sample Narrative:

L1865951-01 WG2534368: at 25C

Metals (ICP) by Method 6010B-NE493 Ch 2

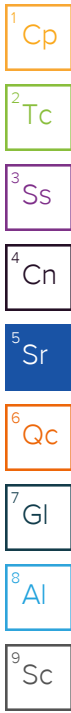
Analyte	Result mg/l	Qualifier	RDL mg/l	Dilution	Analysis date / time	Batch
Hot Water Sol. Boron	0.835		0.200	1	06/11/2025 09:53	<a href="#">WG2533109</a>

Metals (ICPMS) by Method 6020B

Analyte	Result mg/kg	Qualifier	RDL mg/kg	Dilution	Analysis date / time	Batch
Arsenic	4.96		0.100	5	06/13/2025 21:55	<a href="#">WG2532229</a>
Barium	123		10.0	5	06/13/2025 21:55	<a href="#">WG2532229</a>
Cadmium	0.169		0.100	5	06/13/2025 21:55	<a href="#">WG2532229</a>
Copper	ND		10.0	5	06/13/2025 21:55	<a href="#">WG2532229</a>
Lead	ND		10.0	5	06/13/2025 21:55	<a href="#">WG2532229</a>
Nickel	11.8		10.0	5	06/13/2025 21:55	<a href="#">WG2532229</a>
Selenium	0.296		0.100	5	06/13/2025 21:55	<a href="#">WG2532229</a>
Silver	ND		0.500	5	06/13/2025 21:55	<a href="#">WG2532229</a>
Zinc	ND		50.0	5	06/13/2025 21:55	<a href="#">WG2532229</a>

Volatile Organic Compounds (GC) by Method 8015D

Analyte	Result mg/kg	Qualifier	RDL mg/kg	Dilution	Analysis date / time	Batch
TPH (GC/FID) Low Fraction	ND		0.100	1	06/09/2025 17:49	<a href="#">WG2534257</a>
(S) a, a, a-Trifluorotoluene(FID)	96.3		77.0-120		06/09/2025 17:49	<a href="#">WG2534257</a>



Volatile Organic Compounds (GC/MS) by Method 8260D

Analyte	Result mg/kg	Qualifier	RDL mg/kg	Dilution	Analysis date / time	Batch
Benzene	ND		0.00100	1	06/05/2025 21:42	<a href="#">WG2531963</a>
Ethylbenzene	ND		0.0100	1	06/05/2025 21:42	<a href="#">WG2531963</a>
Toluene	ND		0.0100	1	06/05/2025 21:42	<a href="#">WG2531963</a>
1,2,4-Trimethylbenzene	ND		0.00500	1	06/05/2025 21:42	<a href="#">WG2531963</a>
1,3,5-Trimethylbenzene	ND		0.00500	1	06/05/2025 21:42	<a href="#">WG2531963</a>
Xylenes, Total	ND		0.100	1	06/05/2025 21:42	<a href="#">WG2531963</a>
(S) Toluene-d8	104		75.0-131		06/05/2025 21:42	<a href="#">WG2531963</a>
(S) 4-Bromofluorobenzene	99.0		67.0-138		06/05/2025 21:42	<a href="#">WG2531963</a>
(S) 1,2-Dichloroethane-d4	94.4		70.0-130		06/05/2025 21:42	<a href="#">WG2531963</a>

1 Cp

2 Tc

3 Ss

4 Cn

5 Sr

Semi-Volatile Organic Compounds (GC) by Method 8015M

Analyte	Result mg/kg	Qualifier	RDL mg/kg	Dilution	Analysis date / time	Batch
C10-C28 Diesel Range	ND		4.00	1	06/10/2025 10:28	<a href="#">WG2534300</a>
C28-C36 Motor Oil Range	ND		4.00	1	06/10/2025 10:28	<a href="#">WG2534300</a>
(S) o-Terphenyl	58.6		18.0-148		06/10/2025 10:28	<a href="#">WG2534300</a>

6 Qc

7 Gl

8 Al

Semi Volatile Organic Compounds (GC/MS) by Method 8270E-SIM

Analyte	Result mg/kg	Qualifier	RDL mg/kg	Dilution	Analysis date / time	Batch
Anthracene	ND		0.0330	1	06/10/2025 11:34	<a href="#">WG2534049</a>
Acenaphthene	ND		0.0330	1	06/10/2025 11:34	<a href="#">WG2534049</a>
Acenaphthylene	ND		0.0330	1	06/10/2025 11:34	<a href="#">WG2534049</a>
Benzo(a)anthracene	ND		0.00600	1	06/10/2025 11:34	<a href="#">WG2534049</a>
Benzo(a)pyrene	ND		0.0330	1	06/10/2025 11:34	<a href="#">WG2534049</a>
Benzo(b)fluoranthene	ND		0.0330	1	06/10/2025 11:34	<a href="#">WG2534049</a>
Benzo(g,h,i)perylene	ND		0.0330	1	06/10/2025 11:34	<a href="#">WG2534049</a>
Benzo(k)fluoranthene	ND		0.0330	1	06/10/2025 11:34	<a href="#">WG2534049</a>
Chrysene	ND		0.0330	1	06/10/2025 11:34	<a href="#">WG2534049</a>
Dibenz(a,h)anthracene	ND		0.0330	1	06/10/2025 11:34	<a href="#">WG2534049</a>
Fluoranthene	ND		0.0330	1	06/10/2025 11:34	<a href="#">WG2534049</a>
Fluorene	ND		0.0330	1	06/10/2025 11:34	<a href="#">WG2534049</a>
Indeno(1,2,3-cd)pyrene	ND		0.0330	1	06/10/2025 11:34	<a href="#">WG2534049</a>
Naphthalene	ND		0.00300	1	06/10/2025 11:34	<a href="#">WG2534049</a>
Phenanthrene	ND		0.0330	1	06/10/2025 11:34	<a href="#">WG2534049</a>
Pyrene	ND		0.0330	1	06/10/2025 11:34	<a href="#">WG2534049</a>
1-Methylnaphthalene	ND		0.00300	1	06/10/2025 11:34	<a href="#">WG2534049</a>
2-Methylnaphthalene	ND		0.0120	1	06/10/2025 11:34	<a href="#">WG2534049</a>
(S) p-Terphenyl-d14	86.5		23.0-120		06/10/2025 11:34	<a href="#">WG2534049</a>
(S) Nitrobenzene-d5	79.7		14.0-149		06/10/2025 11:34	<a href="#">WG2534049</a>
(S) 2-Fluorobiphenyl	80.8		34.0-125		06/10/2025 11:34	<a href="#">WG2534049</a>

9 Sc

Calculated Results

Analyte	Result	Qualifier	Dilution	Analysis date / time	Batch
Sodium Adsorption Ratio	0.322		1	06/10/2025 08:29	WG2533104

Wet Chemistry by Method 7199

Analyte	Result	Qualifier	RDL	Dilution	Analysis date / time	Batch
Hexavalent Chromium	0.211		0.200	1	06/17/2025 19:43	<a href="#">WG2533278</a>

Wet Chemistry by Method 9045D

Analyte	Result	Qualifier	Dilution	Analysis date / time	Batch
pH	7.69		1	06/10/2025 14:11	<a href="#">WG2534562</a>

Sample Narrative:

L1865951-02 WG2534562: 7.69 at 22.7C

Wet Chemistry by Method 9050AMod

Analyte	Result	Units	Qualifier	RDL	Dilution	Analysis date / time	Batch
Specific Conductance	2.00	mmhos/cm		0.0100	1	06/10/2025 16:40	<a href="#">WG2534571</a>

Sample Narrative:

L1865951-02 WG2534571: at 25C

Metals (ICP) by Method 6010B-NE493 Ch 2

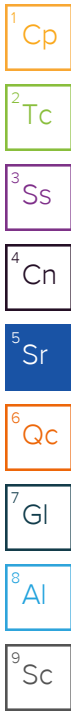
Analyte	Result	Qualifier	RDL	Dilution	Analysis date / time	Batch
Hot Water Sol. Boron	0.391		0.200	1	06/11/2025 19:50	<a href="#">WG2533111</a>

Metals (ICPMS) by Method 6020B

Analyte	Result	Qualifier	RDL	Dilution	Analysis date / time	Batch
Arsenic	6.56		0.100	5	06/13/2025 21:59	<a href="#">WG2532229</a>
Barium	146		10.0	5	06/13/2025 21:59	<a href="#">WG2532229</a>
Cadmium	0.241		0.100	5	06/13/2025 21:59	<a href="#">WG2532229</a>
Copper	12.3		10.0	5	06/13/2025 21:59	<a href="#">WG2532229</a>
Lead	10.3		10.0	5	06/13/2025 21:59	<a href="#">WG2532229</a>
Nickel	14.3		10.0	5	06/13/2025 21:59	<a href="#">WG2532229</a>
Selenium	0.493		0.100	5	06/13/2025 21:59	<a href="#">WG2532229</a>
Silver	ND		0.500	5	06/13/2025 21:59	<a href="#">WG2532229</a>
Zinc	ND		50.0	5	06/13/2025 21:59	<a href="#">WG2532229</a>

Volatile Organic Compounds (GC) by Method 8015D

Analyte	Result	Qualifier	RDL	Dilution	Analysis date / time	Batch
TPH (GC/FID) Low Fraction	ND		0.100	1	06/09/2025 18:13	<a href="#">WG2534257</a>
(S) a, a, a-Trifluorotoluene(FID)	97.8		77.0-120		06/09/2025 18:13	<a href="#">WG2534257</a>



Volatile Organic Compounds (GC/MS) by Method 8260D

Analyte	Result mg/kg	Qualifier	RDL mg/kg	Dilution	Analysis date / time	Batch
Benzene	ND		0.00100	1	06/05/2025 22:01	<a href="#">WG2531963</a>
Ethylbenzene	ND		0.0100	1	06/05/2025 22:01	<a href="#">WG2531963</a>
Toluene	ND		0.0100	1	06/05/2025 22:01	<a href="#">WG2531963</a>
1,2,4-Trimethylbenzene	ND		0.00500	1	06/05/2025 22:01	<a href="#">WG2531963</a>
1,3,5-Trimethylbenzene	ND		0.00500	1	06/05/2025 22:01	<a href="#">WG2531963</a>
Xylenes, Total	ND		0.100	1	06/05/2025 22:01	<a href="#">WG2531963</a>
(S) Toluene-d8	105		75.0-131		06/05/2025 22:01	<a href="#">WG2531963</a>
(S) 4-Bromofluorobenzene	99.0		67.0-138		06/05/2025 22:01	<a href="#">WG2531963</a>
(S) 1,2-Dichloroethane-d4	92.8		70.0-130		06/05/2025 22:01	<a href="#">WG2531963</a>

1 Cp

2 Tc

3 Ss

4 Cn

5 Sr

6 Qc

7 Gl

8 Al

9 Sc

Semi-Volatile Organic Compounds (GC) by Method 8015M

Analyte	Result mg/kg	Qualifier	RDL mg/kg	Dilution	Analysis date / time	Batch
C10-C28 Diesel Range	ND		4.00	1	06/10/2025 09:30	<a href="#">WG2534300</a>
C28-C36 Motor Oil Range	ND		4.00	1	06/10/2025 09:30	<a href="#">WG2534300</a>
(S) o-Terphenyl	58.2		18.0-148		06/10/2025 09:30	<a href="#">WG2534300</a>

Semi Volatile Organic Compounds (GC/MS) by Method 8270E-SIM

Analyte	Result mg/kg	Qualifier	RDL mg/kg	Dilution	Analysis date / time	Batch
Anthracene	ND		0.0330	1	06/10/2025 11:53	<a href="#">WG2534049</a>
Acenaphthene	ND		0.0330	1	06/10/2025 11:53	<a href="#">WG2534049</a>
Acenaphthylene	ND		0.0330	1	06/10/2025 11:53	<a href="#">WG2534049</a>
Benzo(a)anthracene	ND		0.00600	1	06/10/2025 11:53	<a href="#">WG2534049</a>
Benzo(a)pyrene	ND		0.0330	1	06/10/2025 11:53	<a href="#">WG2534049</a>
Benzo(b)fluoranthene	ND		0.0330	1	06/10/2025 11:53	<a href="#">WG2534049</a>
Benzo(g,h,i)perylene	ND		0.0330	1	06/10/2025 11:53	<a href="#">WG2534049</a>
Benzo(k)fluoranthene	ND		0.0330	1	06/10/2025 11:53	<a href="#">WG2534049</a>
Chrysene	ND		0.0330	1	06/10/2025 11:53	<a href="#">WG2534049</a>
Dibenz(a,h)anthracene	ND		0.0330	1	06/10/2025 11:53	<a href="#">WG2534049</a>
Fluoranthene	ND		0.0330	1	06/10/2025 11:53	<a href="#">WG2534049</a>
Fluorene	ND		0.0330	1	06/10/2025 11:53	<a href="#">WG2534049</a>
Indeno(1,2,3-cd)pyrene	ND		0.0330	1	06/10/2025 11:53	<a href="#">WG2534049</a>
Naphthalene	ND		0.00300	1	06/10/2025 11:53	<a href="#">WG2534049</a>
Phenanthrene	ND		0.0330	1	06/10/2025 11:53	<a href="#">WG2534049</a>
Pyrene	ND		0.0330	1	06/10/2025 11:53	<a href="#">WG2534049</a>
1-Methylnaphthalene	ND		0.00300	1	06/10/2025 11:53	<a href="#">WG2534049</a>
2-Methylnaphthalene	ND		0.0120	1	06/10/2025 11:53	<a href="#">WG2534049</a>
(S) p-Terphenyl-d14	64.4		23.0-120		06/10/2025 11:53	<a href="#">WG2534049</a>
(S) Nitrobenzene-d5	79.5		14.0-149		06/10/2025 11:53	<a href="#">WG2534049</a>
(S) 2-Fluorobiphenyl	79.5		34.0-125		06/10/2025 11:53	<a href="#">WG2534049</a>

Calculated Results

Analyte	Result	Qualifier	Dilution	Analysis date / time	Batch
Sodium Adsorption Ratio	0.852		1	06/09/2025 19:25	WG2533106

Wet Chemistry by Method 7199

Analyte	Result mg/kg	Qualifier	RDL mg/kg	Dilution	Analysis date / time	Batch
Hexavalent Chromium	ND		0.200	1	06/17/2025 19:53	<a href="#">WG2533278</a>

Wet Chemistry by Method 9045D

Analyte	Result su	Qualifier	Dilution	Analysis date / time	Batch
pH	8.30		1	06/10/2025 08:40	<a href="#">WG2534366</a>

Sample Narrative:

L1865951-03 WG2534366: 8.3 at 20.8C

Wet Chemistry by Method 9050AMod

Analyte	Result	Units	Qualifier	RDL	Dilution	Analysis date / time	Batch
Specific Conductance	0.357	mmhos/cm		0.0100	1	06/10/2025 16:10	<a href="#">WG2534368</a>

Sample Narrative:

L1865951-03 WG2534368: at 25C

Metals (ICP) by Method 6010B-NE493 Ch 2

Analyte	Result mg/l	Qualifier	RDL mg/l	Dilution	Analysis date / time	Batch
Hot Water Sol. Boron	0.296		0.200	1	06/11/2025 09:55	<a href="#">WG2533109</a>

Metals (ICPMS) by Method 6020B

Analyte	Result mg/kg	Qualifier	RDL mg/kg	Dilution	Analysis date / time	Batch
Arsenic	5.02		0.100	5	06/13/2025 22:02	<a href="#">WG2532229</a>
Barium	152		10.0	5	06/13/2025 22:02	<a href="#">WG2532229</a>
Cadmium	0.210		0.100	5	06/13/2025 22:02	<a href="#">WG2532229</a>
Copper	ND		10.0	5	06/13/2025 22:02	<a href="#">WG2532229</a>
Lead	ND		10.0	5	06/13/2025 22:02	<a href="#">WG2532229</a>
Nickel	10.6		10.0	5	06/13/2025 22:02	<a href="#">WG2532229</a>
Selenium	0.366		0.100	5	06/13/2025 22:02	<a href="#">WG2532229</a>
Silver	ND		0.500	5	06/13/2025 22:02	<a href="#">WG2532229</a>
Zinc	ND		50.0	5	06/13/2025 22:02	<a href="#">WG2532229</a>

Volatile Organic Compounds (GC) by Method 8015D

Analyte	Result mg/kg	Qualifier	RDL mg/kg	Dilution	Analysis date / time	Batch
TPH (GC/FID) Low Fraction	ND		0.100	1	06/07/2025 07:54	<a href="#">WG2532872</a>
(S) a, a, a-Trifluorotoluene(FID)	97.3		77.0-120		06/07/2025 07:54	<a href="#">WG2532872</a>



Volatile Organic Compounds (GC/MS) by Method 8260D

Analyte	Result mg/kg	Qualifier	RDL mg/kg	Dilution	Analysis date / time	Batch
Benzene	ND		0.00100	1	06/05/2025 22:20	<a href="#">WG2531963</a>
Ethylbenzene	ND		0.0100	1	06/05/2025 22:20	<a href="#">WG2531963</a>
Toluene	ND		0.0100	1	06/05/2025 22:20	<a href="#">WG2531963</a>
1,2,4-Trimethylbenzene	ND		0.00500	1	06/05/2025 22:20	<a href="#">WG2531963</a>
1,3,5-Trimethylbenzene	ND		0.00500	1	06/05/2025 22:20	<a href="#">WG2531963</a>
Xylenes, Total	ND		0.100	1	06/05/2025 22:20	<a href="#">WG2531963</a>
(S) Toluene-d8	106		75.0-131		06/05/2025 22:20	<a href="#">WG2531963</a>
(S) 4-Bromofluorobenzene	97.6		67.0-138		06/05/2025 22:20	<a href="#">WG2531963</a>
(S) 1,2-Dichloroethane-d4	93.1		70.0-130		06/05/2025 22:20	<a href="#">WG2531963</a>

1 Cp

2 Tc

3 Ss

4 Cn

5 Sr

Semi-Volatile Organic Compounds (GC) by Method 8015M

Analyte	Result mg/kg	Qualifier	RDL mg/kg	Dilution	Analysis date / time	Batch
C10-C28 Diesel Range	ND		4.00	1	06/10/2025 09:45	<a href="#">WG2534300</a>
C28-C36 Motor Oil Range	ND		4.00	1	06/10/2025 09:45	<a href="#">WG2534300</a>
(S) o-Terphenyl	70.0		18.0-148		06/10/2025 09:45	<a href="#">WG2534300</a>

6 Qc

7 Gl

8 Al

Semi Volatile Organic Compounds (GC/MS) by Method 8270E-SIM

Analyte	Result mg/kg	Qualifier	RDL mg/kg	Dilution	Analysis date / time	Batch
Anthracene	ND		0.0330	1	06/10/2025 12:12	<a href="#">WG2534049</a>
Acenaphthene	ND		0.0330	1	06/10/2025 12:12	<a href="#">WG2534049</a>
Acenaphthylene	ND		0.0330	1	06/10/2025 12:12	<a href="#">WG2534049</a>
Benzo(a)anthracene	ND		0.00600	1	06/10/2025 12:12	<a href="#">WG2534049</a>
Benzo(a)pyrene	ND		0.0330	1	06/10/2025 12:12	<a href="#">WG2534049</a>
Benzo(b)fluoranthene	ND		0.0330	1	06/10/2025 12:12	<a href="#">WG2534049</a>
Benzo(g,h,i)perylene	ND		0.0330	1	06/10/2025 12:12	<a href="#">WG2534049</a>
Benzo(k)fluoranthene	ND		0.0330	1	06/10/2025 12:12	<a href="#">WG2534049</a>
Chrysene	ND		0.0330	1	06/10/2025 12:12	<a href="#">WG2534049</a>
Dibenz(a,h)anthracene	ND		0.0330	1	06/10/2025 12:12	<a href="#">WG2534049</a>
Fluoranthene	ND		0.0330	1	06/10/2025 12:12	<a href="#">WG2534049</a>
Fluorene	ND		0.0330	1	06/10/2025 12:12	<a href="#">WG2534049</a>
Indeno(1,2,3-cd)pyrene	ND		0.0330	1	06/10/2025 12:12	<a href="#">WG2534049</a>
Naphthalene	ND		0.00300	1	06/10/2025 12:12	<a href="#">WG2534049</a>
Phenanthrene	ND		0.0330	1	06/10/2025 12:12	<a href="#">WG2534049</a>
Pyrene	ND		0.0330	1	06/10/2025 12:12	<a href="#">WG2534049</a>
1-Methylnaphthalene	ND		0.00300	1	06/10/2025 12:12	<a href="#">WG2534049</a>
2-Methylnaphthalene	ND		0.0120	1	06/10/2025 12:12	<a href="#">WG2534049</a>
(S) p-Terphenyl-d14	70.6		23.0-120		06/10/2025 12:12	<a href="#">WG2534049</a>
(S) Nitrobenzene-d5	66.7		14.0-149		06/10/2025 12:12	<a href="#">WG2534049</a>
(S) 2-Fluorobiphenyl	67.7		34.0-125		06/10/2025 12:12	<a href="#">WG2534049</a>

9 Sc

Calculated Results

Analyte	Result	Qualifier	Dilution	Analysis date / time	Batch
Sodium Adsorption Ratio	0.262		1	06/10/2025 08:31	WG2533104

1 Cp

2 Tc

Wet Chemistry by Method 7199

Analyte	Result	Qualifier	RDL	Dilution	Analysis date / time	Batch
Hexavalent Chromium	0.279		0.200	1	06/17/2025 20:03	<a href="#">WG2533278</a>

3 Ss

4 Cn

Wet Chemistry by Method 9045D

Analyte	Result	Qualifier	Dilution	Analysis date / time	Batch
pH	7.90		1	06/10/2025 14:11	<a href="#">WG2534562</a>

5 Sr

6 Qc

Sample Narrative:

L1865951-04 WG2534562: 7.9 at 22.7C

7 Gl

Wet Chemistry by Method 9050AMod

Analyte	Result	Units	Qualifier	RDL	Dilution	Analysis date / time	Batch
Specific Conductance	0.513	mmhos/cm		0.0100	1	06/10/2025 16:40	<a href="#">WG2534571</a>

8 Al

9 Sc

Sample Narrative:

L1865951-04 WG2534571: at 25C

Metals (ICP) by Method 6010B-NE493 Ch 2

Analyte	Result	Qualifier	RDL	Dilution	Analysis date / time	Batch
Hot Water Sol. Boron	0.319		0.200	1	06/11/2025 19:51	<a href="#">WG2533111</a>

Metals (ICPMS) by Method 6020B

Analyte	Result	Qualifier	RDL	Dilution	Analysis date / time	Batch
Arsenic	5.21		0.100	5	06/13/2025 22:05	<a href="#">WG2532229</a>
Barium	120		10.0	5	06/13/2025 22:05	<a href="#">WG2532229</a>
Cadmium	0.245		0.100	5	06/13/2025 22:05	<a href="#">WG2532229</a>
Copper	10.7		10.0	5	06/13/2025 22:05	<a href="#">WG2532229</a>
Lead	ND		10.0	5	06/13/2025 22:05	<a href="#">WG2532229</a>
Nickel	14.0		10.0	5	06/13/2025 22:05	<a href="#">WG2532229</a>
Selenium	0.383		0.100	5	06/13/2025 22:05	<a href="#">WG2532229</a>
Silver	ND		0.500	5	06/13/2025 22:05	<a href="#">WG2532229</a>
Zinc	ND		50.0	5	06/13/2025 22:05	<a href="#">WG2532229</a>

Volatile Organic Compounds (GC) by Method 8015D

Analyte	Result	Qualifier	RDL	Dilution	Analysis date / time	Batch
TPH (GC/FID) Low Fraction	ND		0.100	1	06/07/2025 06:19	<a href="#">WG2532874</a>
(S) a, a, a-Trifluorotoluene(FID)	99.2		77.0-120		06/07/2025 06:19	<a href="#">WG2532874</a>

Volatile Organic Compounds (GC/MS) by Method 8260D

Analyte	Result mg/kg	Qualifier	RDL mg/kg	Dilution	Analysis date / time	Batch
Benzene	ND		0.00100	1	06/05/2025 22:38	<a href="#">WG2531963</a>
Ethylbenzene	ND		0.0100	1	06/05/2025 22:38	<a href="#">WG2531963</a>
Toluene	ND		0.0100	1	06/05/2025 22:38	<a href="#">WG2531963</a>
1,2,4-Trimethylbenzene	ND		0.00500	1	06/05/2025 22:38	<a href="#">WG2531963</a>
1,3,5-Trimethylbenzene	ND		0.00500	1	06/05/2025 22:38	<a href="#">WG2531963</a>
Xylenes, Total	ND		0.100	1	06/05/2025 22:38	<a href="#">WG2531963</a>
(S) Toluene-d8	105		75.0-131		06/05/2025 22:38	<a href="#">WG2531963</a>
(S) 4-Bromofluorobenzene	99.8		67.0-138		06/05/2025 22:38	<a href="#">WG2531963</a>
(S) 1,2-Dichloroethane-d4	91.8		70.0-130		06/05/2025 22:38	<a href="#">WG2531963</a>

1 Cp

2 Tc

3 Ss

4 Cn

5 Sr

Semi-Volatile Organic Compounds (GC) by Method 8015M

Analyte	Result mg/kg	Qualifier	RDL mg/kg	Dilution	Analysis date / time	Batch
C10-C28 Diesel Range	ND		4.00	1	06/10/2025 16:49	<a href="#">WG2534300</a>
C28-C36 Motor Oil Range	5.58		4.00	1	06/10/2025 16:49	<a href="#">WG2534300</a>
(S) o-Terphenyl	54.5		18.0-148		06/10/2025 16:49	<a href="#">WG2534300</a>

6 Qc

7 Gl

8 Al

Semi Volatile Organic Compounds (GC/MS) by Method 8270E-SIM

Analyte	Result mg/kg	Qualifier	RDL mg/kg	Dilution	Analysis date / time	Batch
Anthracene	ND		0.0330	1	06/10/2025 12:31	<a href="#">WG2534049</a>
Acenaphthene	ND		0.0330	1	06/10/2025 12:31	<a href="#">WG2534049</a>
Acenaphthylene	ND		0.0330	1	06/10/2025 12:31	<a href="#">WG2534049</a>
Benzo(a)anthracene	ND		0.00600	1	06/10/2025 12:31	<a href="#">WG2534049</a>
Benzo(a)pyrene	ND		0.0330	1	06/10/2025 12:31	<a href="#">WG2534049</a>
Benzo(b)fluoranthene	ND		0.0330	1	06/10/2025 12:31	<a href="#">WG2534049</a>
Benzo(g,h,i)perylene	ND		0.0330	1	06/10/2025 12:31	<a href="#">WG2534049</a>
Benzo(k)fluoranthene	ND		0.0330	1	06/10/2025 12:31	<a href="#">WG2534049</a>
Chrysene	ND		0.0330	1	06/10/2025 12:31	<a href="#">WG2534049</a>
Dibenz(a,h)anthracene	ND		0.0330	1	06/10/2025 12:31	<a href="#">WG2534049</a>
Fluoranthene	ND		0.0330	1	06/10/2025 12:31	<a href="#">WG2534049</a>
Fluorene	ND		0.0330	1	06/10/2025 12:31	<a href="#">WG2534049</a>
Indeno(1,2,3-cd)pyrene	ND		0.0330	1	06/10/2025 12:31	<a href="#">WG2534049</a>
Naphthalene	ND		0.00300	1	06/10/2025 12:31	<a href="#">WG2534049</a>
Phenanthrene	ND		0.0330	1	06/10/2025 12:31	<a href="#">WG2534049</a>
Pyrene	ND		0.0330	1	06/10/2025 12:31	<a href="#">WG2534049</a>
1-Methylnaphthalene	ND		0.00300	1	06/10/2025 12:31	<a href="#">WG2534049</a>
2-Methylnaphthalene	ND		0.0120	1	06/10/2025 12:31	<a href="#">WG2534049</a>
(S) p-Terphenyl-d14	98.9		23.0-120		06/10/2025 12:31	<a href="#">WG2534049</a>
(S) Nitrobenzene-d5	91.5		14.0-149		06/10/2025 12:31	<a href="#">WG2534049</a>
(S) 2-Fluorobiphenyl	93.1		34.0-125		06/10/2025 12:31	<a href="#">WG2534049</a>

9 Sc

Calculated Results

Analyte	Result	Qualifier	Dilution	Analysis date / time	Batch
Sodium Adsorption Ratio	0.286		1	06/09/2025 19:26	WG2533106

Wet Chemistry by Method 7199

Analyte	Result	Qualifier	RDL	Dilution	Analysis date / time	Batch
Hexavalent Chromium	0.286		0.200	1	06/17/2025 20:35	<a href="#">WG2533278</a>

Wet Chemistry by Method 9045D

Analyte	Result	Qualifier	Dilution	Analysis date / time	Batch
pH	7.96		1	06/10/2025 08:40	<a href="#">WG2534366</a>

Sample Narrative:

L1865951-05 WG2534366: 7.96 at 21.1C

Wet Chemistry by Method 9050AMod

Analyte	Result	Units	Qualifier	RDL	Dilution	Analysis date / time	Batch
Specific Conductance	0.477	mmhos/cm		0.0100	1	06/10/2025 16:10	<a href="#">WG2534368</a>

Sample Narrative:

L1865951-05 WG2534368: at 25C

Metals (ICP) by Method 6010B-NE493 Ch 2

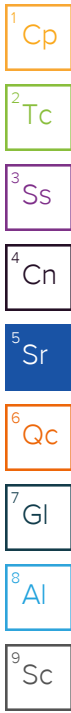
Analyte	Result	Qualifier	RDL	Dilution	Analysis date / time	Batch
Hot Water Sol. Boron	0.737		0.200	1	06/11/2025 09:57	<a href="#">WG2533109</a>

Metals (ICPMS) by Method 6020B

Analyte	Result	Qualifier	RDL	Dilution	Analysis date / time	Batch
Arsenic	5.93		0.100	5	06/17/2025 21:40	<a href="#">WG2532228</a>
Barium	114		10.0	5	06/17/2025 21:40	<a href="#">WG2532228</a>
Cadmium	0.269		0.100	5	06/17/2025 21:40	<a href="#">WG2532228</a>
Copper	10.9		10.0	5	06/17/2025 21:40	<a href="#">WG2532228</a>
Lead	ND		10.0	5	06/17/2025 21:40	<a href="#">WG2532228</a>
Nickel	15.8		10.0	5	06/17/2025 21:40	<a href="#">WG2532228</a>
Selenium	0.512		0.100	5	06/17/2025 21:40	<a href="#">WG2532228</a>
Silver	ND		0.500	5	06/17/2025 21:40	<a href="#">WG2532228</a>
Zinc	ND	<a href="#">J5 O1</a>	50.0	5	06/17/2025 21:40	<a href="#">WG2532228</a>

Volatile Organic Compounds (GC) by Method 8015D

Analyte	Result	Qualifier	RDL	Dilution	Analysis date / time	Batch
TPH (GC/FID) Low Fraction	ND		0.100	1	06/07/2025 06:41	<a href="#">WG2532874</a>
(S) a, a, a-Trifluorotoluene(FID)	98.9		77.0-120		06/07/2025 06:41	<a href="#">WG2532874</a>



Volatile Organic Compounds (GC/MS) by Method 8260D

Analyte	Result mg/kg	Qualifier	RDL mg/kg	Dilution	Analysis date / time	Batch
Benzene	ND		0.00100	1	06/05/2025 22:57	<a href="#">WG2531963</a>
Ethylbenzene	ND		0.0100	1	06/05/2025 22:57	<a href="#">WG2531963</a>
Toluene	ND		0.0100	1	06/05/2025 22:57	<a href="#">WG2531963</a>
1,2,4-Trimethylbenzene	ND		0.00500	1	06/05/2025 22:57	<a href="#">WG2531963</a>
1,3,5-Trimethylbenzene	ND		0.00500	1	06/05/2025 22:57	<a href="#">WG2531963</a>
Xylenes, Total	ND		0.100	1	06/05/2025 22:57	<a href="#">WG2531963</a>
(S) Toluene-d8	107		75.0-131		06/05/2025 22:57	<a href="#">WG2531963</a>
(S) 4-Bromofluorobenzene	101		67.0-138		06/05/2025 22:57	<a href="#">WG2531963</a>
(S) 1,2-Dichloroethane-d4	91.1		70.0-130		06/05/2025 22:57	<a href="#">WG2531963</a>

- 1 Cp
- 2 Tc
- 3 Ss
- 4 Cn
- 5 Sr
- 6 Qc
- 7 Gl
- 8 Al
- 9 Sc

Semi-Volatile Organic Compounds (GC) by Method 8015M

Analyte	Result mg/kg	Qualifier	RDL mg/kg	Dilution	Analysis date / time	Batch
C10-C28 Diesel Range	ND		4.00	1	06/10/2025 10:43	<a href="#">WG2534300</a>
C28-C36 Motor Oil Range	4.14		4.00	1	06/10/2025 10:43	<a href="#">WG2534300</a>
(S) o-Terphenyl	53.5		18.0-148		06/10/2025 10:43	<a href="#">WG2534300</a>

Semi Volatile Organic Compounds (GC/MS) by Method 8270E-SIM

Analyte	Result mg/kg	Qualifier	RDL mg/kg	Dilution	Analysis date / time	Batch
Anthracene	ND		0.0330	1	06/10/2025 12:49	<a href="#">WG2534049</a>
Acenaphthene	ND		0.0330	1	06/10/2025 12:49	<a href="#">WG2534049</a>
Acenaphthylene	ND		0.0330	1	06/10/2025 12:49	<a href="#">WG2534049</a>
Benzo(a)anthracene	ND		0.00600	1	06/10/2025 12:49	<a href="#">WG2534049</a>
Benzo(a)pyrene	ND		0.0330	1	06/10/2025 12:49	<a href="#">WG2534049</a>
Benzo(b)fluoranthene	ND		0.0330	1	06/10/2025 12:49	<a href="#">WG2534049</a>
Benzo(g,h,i)perylene	ND		0.0330	1	06/10/2025 12:49	<a href="#">WG2534049</a>
Benzo(k)fluoranthene	ND		0.0330	1	06/10/2025 12:49	<a href="#">WG2534049</a>
Chrysene	ND		0.0330	1	06/10/2025 12:49	<a href="#">WG2534049</a>
Dibenz(a,h)anthracene	ND		0.0330	1	06/10/2025 12:49	<a href="#">WG2534049</a>
Fluoranthene	ND		0.0330	1	06/10/2025 12:49	<a href="#">WG2534049</a>
Fluorene	ND		0.0330	1	06/10/2025 12:49	<a href="#">WG2534049</a>
Indeno(1,2,3-cd)pyrene	ND		0.0330	1	06/10/2025 12:49	<a href="#">WG2534049</a>
Naphthalene	0.0130		0.00300	1	06/10/2025 12:49	<a href="#">WG2534049</a>
Phenanthrene	ND		0.0330	1	06/10/2025 12:49	<a href="#">WG2534049</a>
Pyrene	ND		0.0330	1	06/10/2025 12:49	<a href="#">WG2534049</a>
1-Methylnaphthalene	0.00437		0.00300	1	06/10/2025 12:49	<a href="#">WG2534049</a>
2-Methylnaphthalene	ND		0.0120	1	06/10/2025 12:49	<a href="#">WG2534049</a>
(S) p-Terphenyl-d14	90.1		23.0-120		06/10/2025 12:49	<a href="#">WG2534049</a>
(S) Nitrobenzene-d5	92.1		14.0-149		06/10/2025 12:49	<a href="#">WG2534049</a>
(S) 2-Fluorobiphenyl	88.9		34.0-125		06/10/2025 12:49	<a href="#">WG2534049</a>

Method Blank (MB)

(MB) R4231957-1 06/17/25 18:30

Analyte	MB Result	MB Qualifier	MB MDL	MB RDL
Hexavalent Chromium	U		0.200	0.200

<sup>1</sup>Cp

<sup>2</sup>Tc

<sup>3</sup>Ss

<sup>4</sup>Cn

<sup>5</sup>Sr

<sup>6</sup>Qc

<sup>7</sup>Gl

<sup>8</sup>Al

<sup>9</sup>Sc

L1865957-01 Original Sample (OS) • Duplicate (DUP)

(OS) L1865957-01 06/17/25 20:56 • (DUP) R4231957-7 06/17/25 21:06

Analyte	Original Result	DUP Result	Dilution	DUP RPD	DUP Qualifier	DUP RPD Limits
Hexavalent Chromium	0.213	0.261	1	20.3	P1	20

L1865967-10 Original Sample (OS) • Duplicate (DUP)

(OS) L1865967-10 06/17/25 23:12 • (DUP) R4231957-8 06/17/25 23:23

Analyte	Original Result	DUP Result	Dilution	DUP RPD	DUP Qualifier	DUP RPD Limits
Hexavalent Chromium	ND	ND	1	0.000		20

Laboratory Control Sample (LCS)

(LCS) R4231957-2 06/17/25 18:40

Analyte	Spike Amount	LCS Result	LCS Rec.	Rec. Limits	LCS Qualifier
Hexavalent Chromium	10.0	9.69	96.9	80.0-120	

L1865951-01 Original Sample (OS) • Matrix Spike (MS) • Matrix Spike Duplicate (MSD)

(OS) L1865951-01 06/17/25 18:50 • (MS) R4231957-3 06/17/25 19:01 • (MSD) R4231957-4 06/17/25 19:11

Analyte	Spike Amount	Original Result	MS Result	MSD Result	MS Rec.	MSD Rec.	Dilution	Rec. Limits	MS Qualifier	MSD Qualifier	RPD	RPD Limits
Hexavalent Chromium	20.0	ND	18.0	19.0	90.2	95.0	1	75.0-125			5.15	20

L1865951-01 Original Sample (OS) • Matrix Spike (MS)

(OS) L1865951-01 06/17/25 18:50 • (MS) R4231957-5 06/17/25 19:22

Analyte	Spike Amount	Original Result	MS Result	MS Rec.	Dilution	Rec. Limits	MS Qualifier
Hexavalent Chromium	643	ND	623	96.9	50	75.0-125	

L1865942-10 Original Sample (OS) • Duplicate (DUP)

(OS) L1865942-10 06/10/25 08:40 • (DUP) R4228005-2 06/10/25 08:40

Analyte	Original Result	DUP Result	Dilution	DUP RPD	DUP Qualifier	DUP RPD Limits
	su	su		%		%
pH	7.64	7.62	1	0.262		1

Sample Narrative:

OS: 7.64 at 19.9C  
DUP: 7.62 at 21.3C

L1865967-05 Original Sample (OS) • Duplicate (DUP)

(OS) L1865967-05 06/10/25 08:40 • (DUP) R4228005-3 06/10/25 08:40

Analyte	Original Result	DUP Result	Dilution	DUP RPD	DUP Qualifier	DUP RPD Limits
	su	su		%		%
pH	7.39	7.43	1	0.540		1

Sample Narrative:

OS: 7.39 at 21.4C  
DUP: 7.43 at 20.9C

Laboratory Control Sample (LCS)

(LCS) R4228005-1 06/10/25 08:40

Analyte	Spike Amount	LCS Result	LCS Rec.	Rec. Limits	LCS Qualifier
	su	su	%	%	
pH	10.0	10.0	100	99.0-101	

Sample Narrative:

LCS: 10 at 20.8C

1 Cp

2 Tc

3 Ss

4 Cn

5 Sr

6 Qc

7 Gl

8 Al

9 Sc

L1865934-01 Original Sample (OS) • Duplicate (DUP)

(OS) L1865934-01 06/10/25 14:11 • (DUP) R4228254-2 06/10/25 14:11

Analyte	Original Result	DUP Result	Dilution	DUP RPD	DUP Qualifier	DUP RPD Limits
su	su			%		%
pH	8.42	8.47	1	0.592		1

Sample Narrative:

OS: 8.42 at 23.1C

DUP: 8.47 at 23C

L1865957-01 Original Sample (OS) • Duplicate (DUP)

(OS) L1865957-01 06/10/25 14:11 • (DUP) R4228254-3 06/10/25 14:11

Analyte	Original Result	DUP Result	Dilution	DUP RPD	DUP Qualifier	DUP RPD Limits
su	su			%		%
pH	7.88	7.90	1	0.253		1

Sample Narrative:

OS: 7.88 at 22.8C

DUP: 7.9 at 22.5C

Laboratory Control Sample (LCS)

(LCS) R4228254-1 06/10/25 14:11

Analyte	Spike Amount	LCS Result	LCS Rec.	Rec. Limits	LCS Qualifier
su	su		%	%	
pH	10.0	9.96	99.6	99.0-101	

Sample Narrative:

LCS: 9.96 at 21.6C

<sup>1</sup>Cp

<sup>2</sup>Tc

<sup>3</sup>Ss

<sup>4</sup>Cn

<sup>5</sup>Sr

<sup>6</sup>Qc

<sup>7</sup>Gl

<sup>8</sup>Al

<sup>9</sup>Sc

Method Blank (MB)

(MB) R4228394-1 06/10/25 16:10

Analyte	MB Result	MB Qualifier	MB MDL	MB RDL
Specific Conductance	U		0.0100	0.0100

Sample Narrative:

BLANK: at 25C

L1865944-03 Original Sample (OS) • Duplicate (DUP)

(OS) L1865944-03 06/10/25 16:10 • (DUP) R4228394-3 06/10/25 16:10

Analyte	Original Result	DUP Result	Dilution	DUP RPD	DUP Qualifier	DUP RPD Limits
Specific Conductance	ND	0.0759	1	0.000		20

Sample Narrative:

OS: at 25C

DUP: at 25C

L1865967-04 Original Sample (OS) • Duplicate (DUP)

(OS) L1865967-04 06/10/25 16:10 • (DUP) R4228394-4 06/10/25 16:10

Analyte	Original Result	DUP Result	Dilution	DUP RPD	DUP Qualifier	DUP RPD Limits
Specific Conductance	0.258	0.258	1	0.116		20

Sample Narrative:

OS: at 25C

DUP: at 25C

Laboratory Control Sample (LCS)

(LCS) R4228394-2 06/10/25 16:10

Analyte	Spike Amount	LCS Result	LCS Rec.	Rec. Limits	LCS Qualifier
Specific Conductance	0.581	0.578	99.5	90.0-110	

Sample Narrative:

LCS: at 25C

<sup>1</sup>Cp

<sup>2</sup>Tc

<sup>3</sup>Ss

<sup>4</sup>Cn

<sup>5</sup>Sr

<sup>6</sup>Qc

<sup>7</sup>Gl

<sup>8</sup>Al

<sup>9</sup>Sc

Method Blank (MB)

(MB) R4228392-1 06/10/25 16:40

Analyte	MB Result	MB Qualifier	MB MDL	MB RDL
Specific Conductance	U		0.0100	0.0100

Sample Narrative:

BLANK: at 25C

L1865934-02 Original Sample (OS) • Duplicate (DUP)

(OS) L1865934-02 06/10/25 16:40 • (DUP) R4228392-3 06/10/25 16:40

Analyte	Original Result	DUP Result	Dilution	DUP RPD	DUP Qualifier	DUP RPD Limits
Specific Conductance	ND	0.105	1	0.286		20

Sample Narrative:

OS: at 25C  
DUP: at 25C

L1865951-04 Original Sample (OS) • Duplicate (DUP)

(OS) L1865951-04 06/10/25 16:40 • (DUP) R4228392-4 06/10/25 16:40

Analyte	Original Result	DUP Result	Dilution	DUP RPD	DUP Qualifier	DUP RPD Limits
Specific Conductance	ND	0.513	1	0.000		20

Sample Narrative:

OS: at 25C  
DUP: at 25C

Laboratory Control Sample (LCS)

(LCS) R4228392-2 06/10/25 16:40

Analyte	Spike Amount	LCS Result	LCS Rec.	Rec. Limits	LCS Qualifier
Specific Conductance	0.581	0.559	96.2	90.0-110	

Sample Narrative:

LCS: at 25C

1 Cp

2 Tc

3 Ss

4 Cn

5 Sr

6 Qc

7 Gl

8 Al

9 Sc

Method Blank (MB)

(MB) R4228774-1 06/11/25 09:27

Analyte	MB Result mg/l	MB Qualifier	MB MDL mg/l	MB RDL mg/l
Hot Water Sol. Boron	U		0.0167	0.200

Laboratory Control Sample (LCS) • Laboratory Control Sample Duplicate (LCSD)

(LCS) R4228774-2 06/11/25 09:29 • (LCSD) R4228774-3 06/11/25 09:30

Analyte	Spike Amount mg/l	LCS Result mg/l	LCSD Result mg/l	LCS Rec. %	LCSD Rec. %	Rec. Limits %	LCS Qualifier	LCSD Qualifier	RPD %	RPD Limits %
Hot Water Sol. Boron	1.00	1.07	1.09	107	109	80.0-120			1.44	20

<sup>1</sup>Cp

<sup>2</sup>Tc

<sup>3</sup>Ss

<sup>4</sup>Cn

<sup>5</sup>Sr

<sup>6</sup>Qc

<sup>7</sup>Gl

<sup>8</sup>Al

<sup>9</sup>Sc

Method Blank (MB)

(MB) R4229158-1 06/11/25 19:42

Analyte	MB Result mg/l	MB Qualifier	MB MDL mg/l	MB RDL mg/l
Hot Water Sol. Boron	U		0.0167	0.200

Laboratory Control Sample (LCS) • Laboratory Control Sample Duplicate (LCSD)

(LCS) R4229158-2 06/11/25 19:43 • (LCSD) R4229158-3 06/11/25 19:45

Analyte	Spike Amount mg/l	LCS Result mg/l	LCSD Result mg/l	LCS Rec. %	LCSD Rec. %	Rec. Limits %	LCS Qualifier	LCSD Qualifier	RPD %	RPD Limits %
Hot Water Sol. Boron	1.00	1.08	1.08	108	108	80.0-120			0.0494	20

<sup>1</sup>Cp

<sup>2</sup>Tc

<sup>3</sup>Ss

<sup>4</sup>Cn

<sup>5</sup>Sr

<sup>6</sup>Qc

<sup>7</sup>Gl

<sup>8</sup>Al

<sup>9</sup>Sc

Method Blank (MB)

(MB) R4231916-1 06/17/25 21:34

Analyte	MB Result mg/kg	MB Qualifier	MB MDL mg/kg	MB RDL mg/kg
Arsenic	U		0.100	0.100
Barium	U		10.0	10.0
Cadmium	U		0.100	0.100
Copper	U		10.0	10.0
Lead	U		10.0	10.0
Nickel	U		10.0	10.0
Selenium	U		0.100	0.100
Silver	U		0.500	0.500
Zinc	U		50.0	50.0

<sup>1</sup>Cp

<sup>2</sup>Tc

<sup>3</sup>Ss

<sup>4</sup>Cn

<sup>5</sup>Sr

<sup>6</sup>Qc

Laboratory Control Sample (LCS)

(LCS) R4231916-2 06/17/25 21:37

Analyte	Spike Amount mg/kg	LCS Result mg/kg	LCS Rec. %	Rec. Limits %	LCS Qualifier
Arsenic	100	96.9	96.9	80.0-120	
Barium	100	94.5	94.5	80.0-120	
Cadmium	100	100	100	80.0-120	
Copper	100	96.5	96.5	80.0-120	
Lead	100	94.2	94.2	80.0-120	
Nickel	100	102	102	80.0-120	
Selenium	100	95.3	95.3	80.0-120	
Silver	20.0	19.8	99.0	80.0-120	
Zinc	100	96.9	96.9	80.0-120	

<sup>7</sup>Gl

<sup>8</sup>Al

<sup>9</sup>Sc

L1865951-05 Original Sample (OS) • Matrix Spike (MS) • Matrix Spike Duplicate (MSD)

(OS) L1865951-05 06/17/25 21:40 • (MS) R4231916-5 06/17/25 21:50 • (MSD) R4231916-6 06/17/25 21:53

Analyte	Spike Amount mg/kg	Original Result mg/kg	MS Result mg/kg	MSD Result mg/kg	MS Rec. %	MSD Rec. %	Dilution	Rec. Limits %	MS Qualifier	MSD Qualifier	RPD %	RPD Limits %
Arsenic	100	5.93	97.4	99.3	91.5	93.4	5	75.0-125			1.88	20
Barium	100	114	208	206	94.2	91.7	5	75.0-125			1.22	20
Cadmium	100	0.269	95.4	96.7	95.2	96.5	5	75.0-125			1.35	20
Copper	100	10.9	102	101	91.2	90.1	5	75.0-125			1.08	20
Lead	100	ND	99.2	100	99.2	100	5	75.0-125			1.05	20
Nickel	100	15.8	108	109	92.5	93.0	5	75.0-125			0.473	20
Selenium	100	0.512	92.5	92.1	92.0	91.6	5	75.0-125			0.422	20
Silver	20.0	ND	18.9	19.0	94.6	94.9	5	75.0-125			0.296	20
Zinc	100	ND	138	138	138	138	5	75.0-125	<u>J5</u>	<u>J5</u>	0.131	20

Method Blank (MB)

(MB) R4230214-1 06/13/25 18:40

Analyte	MB Result mg/kg	MB Qualifier	MB MDL mg/kg	MB RDL mg/kg
Arsenic	U		0.100	0.100
Barium	U		10.0	10.0
Cadmium	U		0.100	0.100
Copper	U		10.0	10.0
Lead	U		10.0	10.0
Nickel	U		10.0	10.0
Selenium	U		0.100	0.100
Silver	U		0.500	0.500
Zinc	U		50.0	50.0

<sup>1</sup>Cp

<sup>2</sup>Tc

<sup>3</sup>Ss

<sup>4</sup>Cn

<sup>5</sup>Sr

<sup>6</sup>Qc

Laboratory Control Sample (LCS)

(LCS) R4230214-2 06/13/25 18:43

Analyte	Spike Amount mg/kg	LCS Result mg/kg	LCS Rec. %	Rec. Limits %	LCS Qualifier
Arsenic	100	108	108	80.0-120	
Barium	100	101	101	80.0-120	
Cadmium	100	94.4	94.4	80.0-120	
Copper	100	102	102	80.0-120	
Lead	100	98.6	98.6	80.0-120	
Nickel	100	100	100	80.0-120	
Selenium	100	102	102	80.0-120	
Silver	20.0	20.2	101	80.0-120	
Zinc	100	98.9	98.9	80.0-120	

<sup>7</sup>Gl

<sup>8</sup>Al

<sup>9</sup>Sc

L1864867-02 Original Sample (OS) • Matrix Spike (MS) • Matrix Spike Duplicate (MSD)

(OS) L1864867-02 06/13/25 18:46 • (MS) R4230214-5 06/13/25 18:55 • (MSD) R4230214-6 06/13/25 18:58

Analyte	Spike Amount mg/kg	Original Result mg/kg	MS Result mg/kg	MSD Result mg/kg	MS Rec. %	MSD Rec. %	Dilution	Rec. Limits %	MS Qualifier	MSD Qualifier	RPD %	RPD Limits %
Arsenic	100	1.12	97.6	110	96.5	109	5	75.0-125			12.1	20
Barium	100	53.4	149	163	95.2	109	5	75.0-125			9.17	20
Cadmium	100	ND	82.4	92.6	82.4	92.6	5	75.0-125			11.7	20
Copper	100	ND	92.9	106	92.9	106	5	75.0-125			13.1	20
Lead	100	ND	93.7	103	93.7	103	5	75.0-125			9.11	20
Nickel	100	ND	94.9	103	94.9	103	5	75.0-125			8.29	20
Selenium	100	0.107	92.3	101	92.2	101	5	75.0-125			8.65	20
Silver	20.0	ND	18.6	21.4	93.2	107	5	75.0-125			13.8	20
Zinc	100	ND	103	115	103	115	5	75.0-125			10.9	20

Method Blank (MB)

(MB) R4227631-3 06/07/25 00:35

Analyte	MB Result mg/kg	MB Qualifier	MB MDL mg/kg	MB RDL mg/kg
TPH (GC/FID) Low Fraction	U		0.0800	0.100
(S) a,a,a-Trifluorotoluene(FID)	99.4			77.0-120

Laboratory Control Sample (LCS) • Laboratory Control Sample Duplicate (LCSD)

(LCS) R4227631-1 06/06/25 22:56 • (LCSD) R4227631-2 06/06/25 23:19

Analyte	Spike Amount mg/kg	LCS Result mg/kg	LCSD Result mg/kg	LCS Rec. %	LCSD Rec. %	Rec. Limits %	LCS Qualifier	LCSD Qualifier	RPD %	RPD Limits %
TPH (GC/FID) Low Fraction	5.00	6.33	5.27	127	105	72.0-127			18.3	20
(S) a,a,a-Trifluorotoluene(FID)				113	112	77.0-120				

1 Cp

2 Tc

3 Ss

4 Cn

5 Sr

6 Qc

7 Gl

8 Al

9 Sc

Method Blank (MB)

(MB) R4227141-3 06/07/25 01:14

Analyte	MB Result mg/kg	MB Qualifier	MB MDL mg/kg	MB RDL mg/kg
TPH (GC/FID) Low Fraction	U		0.0800	0.100
<sup>(S)</sup> a,a,a-Trifluorotoluene(FID)	100			77.0-120

Laboratory Control Sample (LCS) • Laboratory Control Sample Duplicate (LCSD)

(LCS) R4227141-1 06/06/25 23:34 • (LCSD) R4227141-2 06/06/25 23:57

Analyte	Spike Amount mg/kg	LCS Result mg/kg	LCSD Result mg/kg	LCS Rec. %	LCSD Rec. %	Rec. Limits %	LCS Qualifier	LCSD Qualifier	RPD %	RPD Limits %
TPH (GC/FID) Low Fraction	5.00	5.66	5.13	113	103	72.0-127			9.82	20
<sup>(S)</sup> a,a,a-Trifluorotoluene(FID)				103	103	77.0-120				

- 1 Cp
- 2 Tc
- 3 Ss
- 4 Cn
- 5 Sr
- 6 Qc
- 7 Gl
- 8 Al
- 9 Sc

Method Blank (MB)

(MB) R4227954-2 06/09/25 10:18

Analyte	MB Result mg/kg	MB Qualifier	MB MDL mg/kg	MB RDL mg/kg
TPH (GC/FID) Low Fraction	U		0.0800	0.100
<sup>(S)</sup> a,a,a-Trifluorotoluene(FID)	102			77.0-120

Laboratory Control Sample (LCS)

(LCS) R4227954-1 06/09/25 09:31

Analyte	Spike Amount mg/kg	LCS Result mg/kg	LCS Rec. %	Rec. Limits %	LCS Qualifier
TPH (GC/FID) Low Fraction	5.00	5.13	103	72.0-127	
<sup>(S)</sup> a,a,a-Trifluorotoluene(FID)			102	77.0-120	

<sup>1</sup> Cp

<sup>2</sup> Tc

<sup>3</sup> Ss

<sup>4</sup> Cn

<sup>5</sup> Sr

<sup>6</sup> Qc

<sup>7</sup> Gl

<sup>8</sup> Al

<sup>9</sup> Sc

Method Blank (MB)

(MB) R4228172-3 06/05/25 21:03

Analyte	MB Result	MB Qualifier	MB MDL	MB RDL
	mg/kg		mg/kg	mg/kg
Benzene	U		0.00100	0.00100
Ethylbenzene	U		0.0100	0.0100
Toluene	U		0.0100	0.0100
1,2,4-Trimethylbenzene	U		0.00500	0.00500
1,3,5-Trimethylbenzene	U		0.00500	0.00500
Xylenes, Total	U		0.100	0.100
(S) Toluene-d8	105			75.0-131
(S) 4-Bromofluorobenzene	99.6			67.0-138
(S) 1,2-Dichloroethane-d4	86.4			70.0-130

Laboratory Control Sample (LCS) • Laboratory Control Sample Duplicate (LCSD)

(LCS) R4228172-1 06/05/25 19:29 • (LCSD) R4228172-2 06/05/25 19:48

Analyte	Spike Amount	LCS Result	LCSD Result	LCS Rec.	LCSD Rec.	Rec. Limits	LCS Qualifier	LCSD Qualifier	RPD	RPD Limits
	mg/kg	mg/kg	mg/kg	%	%	%			%	%
Benzene	0.125	0.102	0.108	81.6	86.4	70.0-123			5.71	20
Ethylbenzene	0.125	0.125	0.127	100	102	74.0-126			1.59	20
Toluene	0.125	0.114	0.118	91.2	94.4	75.0-121			3.45	20
1,2,4-Trimethylbenzene	0.125	0.125	0.124	100	99.2	70.0-126			0.803	20
1,3,5-Trimethylbenzene	0.125	0.116	0.119	92.8	95.2	73.0-127			2.55	20
Xylenes, Total	0.375	0.373	0.371	99.5	98.9	72.0-127			0.538	20
(S) Toluene-d8				106	105	75.0-131				
(S) 4-Bromofluorobenzene				101	98.2	67.0-138				
(S) 1,2-Dichloroethane-d4				94.8	94.8	70.0-130				

L1865973-04 Original Sample (OS) • Matrix Spike (MS) • Matrix Spike Duplicate (MSD)

(OS) L1865973-04 06/06/25 00:50 • (MS) R4228172-4 06/06/25 03:57 • (MSD) R4228172-5 06/06/25 04:16

Analyte	Spike Amount	Original Result	MS Result	MSD Result	MS Rec.	MSD Rec.	Dilution	Rec. Limits	MS Qualifier	MSD Qualifier	RPD	RPD Limits
	mg/kg	mg/kg	mg/kg	mg/kg	%	%		%			%	%
Benzene	0.125	ND	0.132	0.130	106	104	1	10.0-149			1.53	37
Ethylbenzene	0.125	ND	0.157	0.156	126	125	1	10.0-160			0.639	38
Toluene	0.125	ND	0.143	0.143	114	114	1	10.0-156			0.000	38
1,2,4-Trimethylbenzene	0.125	ND	0.158	0.148	126	118	1	10.0-160			6.54	36
1,3,5-Trimethylbenzene	0.125	ND	0.150	0.145	120	116	1	10.0-160			3.39	38
Xylenes, Total	0.375	ND	0.471	0.459	126	122	1	10.0-160			2.58	38
(S) Toluene-d8					106	106		75.0-131				
(S) 4-Bromofluorobenzene					99.1	102		67.0-138				
(S) 1,2-Dichloroethane-d4					91.8	91.9		70.0-130				

1 Cp

2 Tc

3 Ss

4 Cn

5 Sr

6 Qc

7 Gl

8 Al

9 Sc

Method Blank (MB)

(MB) R4228117-1 06/10/25 01:44

Analyte	MB Result mg/kg	MB Qualifier	MB MDL mg/kg	MB RDL mg/kg
C10-C28 Diesel Range	U		1.61	4.00
C28-C36 Motor Oil Range	U		0.274	4.00
(S) o-Terphenyl	79.4			18.0-148

Laboratory Control Sample (LCS)

(LCS) R4228117-2 06/10/25 01:58

Analyte	Spike Amount mg/kg	LCS Result mg/kg	LCS Rec. %	Rec. Limits %	LCS Qualifier
C10-C28 Diesel Range	50.0	37.0	74.0	50.0-150	
(S) o-Terphenyl			77.8	18.0-148	

L1865929-12 Original Sample (OS) • Matrix Spike (MS) • Matrix Spike Duplicate (MSD)

(OS) L1865929-12 06/10/25 02:12 • (MS) R4228117-3 06/10/25 02:26 • (MSD) R4228117-4 06/10/25 02:40

Analyte	Spike Amount mg/kg	Original Result mg/kg	MS Result mg/kg	MSD Result mg/kg	MS Rec. %	MSD Rec. %	Dilution	Rec. Limits %	MS Qualifier	MSD Qualifier	RPD %	RPD Limits %
C10-C28 Diesel Range	47.3	ND	31.5	35.8	60.4	69.4	1	50.0-150			12.8	20
(S) o-Terphenyl					70.6	76.7		18.0-148				

1 Cp

2 Tc

3 Ss

4 Cn

5 Sr

6 Qc

7 Gl

8 Al

9 Sc

Method Blank (MB)

(MB) R4227990-2 06/10/25 08:48

Analyte	MB Result mg/kg	MB Qualifier	MB MDL mg/kg	MB RDL mg/kg
Anthracene	U		0.0330	0.0330
Acenaphthene	U		0.0330	0.0330
Acenaphthylene	U		0.0330	0.0330
Benzo(a)anthracene	U		0.00600	0.00600
Benzo(a)pyrene	U		0.0330	0.0330
Benzo(b)fluoranthene	U		0.0330	0.0330
Benzo(g,h,i)perylene	U		0.0330	0.0330
Benzo(k)fluoranthene	U		0.0330	0.0330
Chrysene	U		0.0330	0.0330
Dibenz(a,h)anthracene	U		0.0330	0.0330
Fluoranthene	U		0.0330	0.0330
Fluorene	U		0.0330	0.0330
Indeno(1,2,3-cd)pyrene	U		0.0330	0.0330
Naphthalene	U		0.00300	0.00300
Phenanthrene	U		0.0330	0.0330
Pyrene	U		0.0330	0.0330
1-Methylnaphthalene	U		0.00300	0.00300
2-Methylnaphthalene	U		0.0120	0.0120
<i>(S) p-Terphenyl-d14</i>	91.6			23.0-120
<i>(S) Nitrobenzene-d5</i>	85.4			14.0-149
<i>(S) 2-Fluorobiphenyl</i>	88.2			34.0-125

<sup>1</sup>Cp

<sup>2</sup>Tc

<sup>3</sup>Ss

<sup>4</sup>Cn

<sup>5</sup>Sr

<sup>6</sup>Qc

<sup>7</sup>Gl

<sup>8</sup>Al

<sup>9</sup>Sc

Laboratory Control Sample (LCS)

(LCS) R4227990-1 06/10/25 08:29

Analyte	Spike Amount mg/kg	LCS Result mg/kg	LCS Rec. %	Rec. Limits %	LCS Qualifier
Anthracene	0.0800	0.0611	76.4	50.0-126	
Acenaphthene	0.0800	0.0542	67.8	50.0-120	
Acenaphthylene	0.0800	0.0582	72.8	50.0-120	
Benzo(a)anthracene	0.0800	0.0627	78.4	45.0-120	
Benzo(a)pyrene	0.0800	0.0503	62.9	42.0-120	
Benzo(b)fluoranthene	0.0800	0.0614	76.8	42.0-121	
Benzo(g,h,i)perylene	0.0800	0.0581	72.6	45.0-125	
Benzo(k)fluoranthene	0.0800	0.0585	73.1	49.0-125	
Chrysene	0.0800	0.0647	80.9	49.0-122	
Dibenz(a,h)anthracene	0.0800	0.0584	73.0	47.0-125	
Fluoranthene	0.0800	0.0640	80.0	49.0-129	
Fluorene	0.0800	0.0612	76.5	49.0-120	

Laboratory Control Sample (LCS)

(LCS) R4227990-1 06/10/25 08:29

Analyte	Spike Amount mg/kg	LCS Result mg/kg	LCS Rec. %	Rec. Limits %	LCS Qualifier
Indeno(1,2,3-cd)pyrene	0.0800	0.0574	71.8	46.0-125	
Naphthalene	0.0800	0.0555	69.4	50.0-120	
Phenanthrene	0.0800	0.0625	78.1	47.0-120	
Pyrene	0.0800	0.0635	79.4	43.0-123	
1-Methylnaphthalene	0.0800	0.0582	72.8	51.0-121	
2-Methylnaphthalene	0.0800	0.0579	72.4	50.0-120	
(S) p-Terphenyl-d14			95.2	23.0-120	
(S) Nitrobenzene-d5			93.4	14.0-149	
(S) 2-Fluorobiphenyl			93.9	34.0-125	

L1865929-11 Original Sample (OS) • Matrix Spike (MS) • Matrix Spike Duplicate (MSD)

(OS) L1865929-11 06/10/25 13:08 • (MS) R4228203-1 06/10/25 13:27 • (MSD) R4228203-2 06/10/25 13:46

Analyte	Spike Amount mg/kg	Original Result mg/kg	MS Result mg/kg	MSD Result mg/kg	MS Rec. %	MSD Rec. %	Dilution	Rec. Limits %	MS Qualifier	MSD Qualifier	RPD %	RPD Limits %
Anthracene	0.0760	ND	0.0611	0.0616	80.4	81.5	1	10.0-145			0.815	30
Acenaphthene	0.0760	ND	0.0508	0.0533	66.8	70.5	1	14.0-127			4.80	27
Acenaphthylene	0.0760	ND	0.0552	0.0572	72.6	75.7	1	21.0-124			3.56	25
Benzo(a)anthracene	0.0760	ND	0.0660	0.0668	86.8	88.4	1	10.0-139			1.20	30
Benzo(a)pyrene	0.0760	ND	0.0626	0.0636	82.4	84.1	1	10.0-141			1.58	31
Benzo(b)fluoranthene	0.0760	ND	0.0598	0.0605	78.7	80.0	1	10.0-140			1.16	36
Benzo(g,h,i)perylene	0.0760	ND	0.0779	0.0732	103	96.8	1	10.0-140			6.22	33
Benzo(k)fluoranthene	0.0760	ND	0.0606	0.0615	79.7	81.3	1	10.0-137			1.47	31
Chrysene	0.0760	ND	0.0654	0.0656	86.1	86.8	1	10.0-145			0.305	30
Dibenz(a,h)anthracene	0.0760	ND	0.0798	0.0781	105	103	1	10.0-132			2.15	31
Fluoranthene	0.0760	ND	0.0610	0.0570	80.3	75.4	1	10.0-153			6.78	33
Fluorene	0.0760	ND	0.0594	0.0616	78.2	81.5	1	11.0-130			3.64	29
Indeno(1,2,3-cd)pyrene	0.0760	ND	0.0742	0.0730	97.6	96.6	1	10.0-137			1.63	32
Naphthalene	0.0760	ND	0.0502	0.0537	66.1	71.0	1	10.0-135			6.74	27
Phenanthrene	0.0760	ND	0.0621	0.0623	81.7	82.4	1	10.0-144			0.322	31
Pyrene	0.0760	ND	0.0649	0.0597	85.4	79.0	1	10.0-148			8.35	35
1-Methylnaphthalene	0.0760	ND	0.0518	0.0548	68.2	72.5	1	10.0-142			5.63	28
2-Methylnaphthalene	0.0760	ND	0.0523	0.0531	68.8	70.2	1	10.0-137			1.52	28
(S) p-Terphenyl-d14					90.0	82.4		23.0-120				
(S) Nitrobenzene-d5					87.9	85.5		14.0-149				
(S) 2-Fluorobiphenyl					85.4	87.4		34.0-125				

1 Cp

2 Tc

3 Ss

4 Cn

5 Sr

6 Qc

7 Gl

8 Al

9 Sc

# GLOSSARY OF TERMS

## Guide to Reading and Understanding Your Laboratory Report

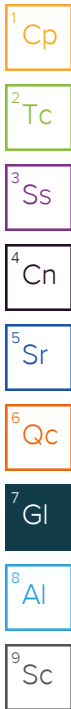
The information below is designed to better explain the various terms used in your report of analytical results from the Laboratory. This is not intended as a comprehensive explanation, and if you have additional questions please contact your project representative.

Results Disclaimer - Information that may be provided by the customer, and contained within this report, include Permit Limits, Project Name, Sample ID, Sample Matrix, Sample Preservation, Field Blanks, Field Spikes, Field Duplicates, On-Site Data, Sampling Collection Dates/Times, and Sampling Location. Results relate to the accuracy of this information provided, and as the samples are received.

### Abbreviations and Definitions

MDL	Method Detection Limit.
ND	Not detected at the Reporting Limit (or MDL where applicable).
RDL	Reported Detection Limit.
Rec.	Recovery.
RPD	Relative Percent Difference.
SDG	Sample Delivery Group.
(S)	Surrogate (Surrogate Standard) - Analytes added to every blank, sample, Laboratory Control Sample/Duplicate and Matrix Spike/Duplicate; used to evaluate analytical efficiency by measuring recovery. Surrogates are not expected to be detected in all environmental media.
U	Not detected at the Reporting Limit (or MDL where applicable).
Analyte	The name of the particular compound or analysis performed. Some Analyses and Methods will have multiple analytes reported.
Dilution	If the sample matrix contains an interfering material, the sample preparation volume or weight values differ from the standard, or if concentrations of analytes in the sample are higher than the highest limit of concentration that the laboratory can accurately report, the sample may be diluted for analysis. If a value different than 1 is used in this field, the result reported has already been corrected for this factor.
Limits	These are the target % recovery ranges or % difference value that the laboratory has historically determined as normal for the method and analyte being reported. Successful QC Sample analysis will target all analytes recovered or duplicated within these ranges.
Original Sample	The non-spiked sample in the prep batch used to determine the Relative Percent Difference (RPD) from a quality control sample. The Original Sample may not be included within the reported SDG.
Qualifier	This column provides a letter and/or number designation that corresponds to additional information concerning the result reported. If a Qualifier is present, a definition per Qualifier is provided within the Glossary and Definitions page and potentially a discussion of possible implications of the Qualifier in the Case Narrative if applicable.
Result	The actual analytical final result (corrected for any sample specific characteristics) reported for your sample. If there was no measurable result returned for a specific analyte, the result in this column may state "ND" (Not Detected) or "BDL" (Below Detectable Levels). The information in the results column should always be accompanied by either an MDL (Method Detection Limit) or RDL (Reporting Detection Limit) that defines the lowest value that the laboratory could detect or report for this analyte.
Uncertainty (Radiochemistry)	Confidence level of 2 sigma.
Case Narrative (Cn)	A brief discussion about the included sample results, including a discussion of any non-conformances to protocol observed either at sample receipt by the laboratory from the field or during the analytical process. If present, there will be a section in the Case Narrative to discuss the meaning of any data qualifiers used in the report.
Quality Control Summary (Qc)	This section of the report includes the results of the laboratory quality control analyses required by procedure or analytical methods to assist in evaluating the validity of the results reported for your samples. These analyses are not being performed on your samples typically, but on laboratory generated material.
Sample Chain of Custody (Sc)	This is the document created in the field when your samples were initially collected. This is used to verify the time and date of collection, the person collecting the samples, and the analyses that the laboratory is requested to perform. This chain of custody also documents all persons (excluding commercial shippers) that have had control or possession of the samples from the time of collection until delivery to the laboratory for analysis.
Sample Results (Sr)	This section of your report will provide the results of all testing performed on your samples. These results are provided by sample ID and are separated by the analyses performed on each sample. The header line of each analysis section for each sample will provide the name and method number for the analysis reported.
Sample Summary (Ss)	This section of the Analytical Report defines the specific analyses performed for each sample ID, including the dates and times of preparation and/or analysis.

Qualifier	Description
J5	The sample matrix interfered with the ability to make any accurate determination; spike value is high.
O1	The analyte failed the method required serial dilution test and/or subsequent post-spike criteria. These failures indicate matrix interference.
P1	RPD value not applicable for sample concentrations less than 5 times the reporting limit.



# ACCREDITATIONS & LOCATIONS

## Pace Analytical National 12065 Lebanon Rd Mount Juliet, TN 37122

Alabama	40660	Nebraska	NE-OS-15-05
Alaska	17-026	Nevada	TN000032021-1
Arizona	AZ0612	New Hampshire	2975
Arkansas	88-0469	New Jersey–NELAP	TN002
California	2932	New Mexico <sup>1</sup>	TN00003
Colorado	TN00003	New York	11742
Connecticut	PH-0197	North Carolina	Env375
Florida	E87487	North Carolina <sup>1</sup>	DW21704
Georgia	NELAP	North Carolina <sup>3</sup>	41
Georgia <sup>1</sup>	923	North Dakota	R-140
Idaho	TN00003	Ohio–VAP	CL0069
Illinois	200008	Oklahoma	9915
Indiana	C-TN-01	Oregon	TN200002
Iowa	364	Pennsylvania	68-02979
Kansas	E-10277	Rhode Island	LA000356
Kentucky <sup>1,6</sup>	KY90010	South Carolina	84004002
Kentucky <sup>2</sup>	16	South Dakota	n/a
Louisiana	AI30792	Tennessee <sup>1,4</sup>	2006
Louisiana	LA018	Texas	T104704245-20-18
Maine	TN00003	Texas <sup>5</sup>	LAB0152
Maryland	324	Utah	TN000032021-11
Massachusetts	M-TN003	Vermont	VT2006
Michigan	9958	Virginia	110033
Minnesota	047-999-395	Washington	C847
Mississippi	TN00003	West Virginia	233
Missouri	340	Wisconsin	998093910
Montana	CERT0086	Wyoming	A2LA
A2LA – ISO 17025	1461.01	AIHA-LAP,LLC EMLAP	100789
A2LA – ISO 17025 <sup>5</sup>	1461.02	DOD	1461.01
Canada	1461.01	USDA	P330-15-00234
EPA–Crypto	TN00003		

<sup>1</sup> Drinking Water <sup>2</sup> Underground Storage Tanks <sup>3</sup> Aquatic Toxicity <sup>4</sup> Chemical/Microbiological <sup>5</sup> Mold <sup>6</sup> Wastewater n/a Accreditation not applicable

\* Not all certifications held by the laboratory are applicable to the results reported in the attached report.

\* Accreditation is only applicable to the test methods specified on each scope of accreditation held by Pace Analytical.

<sup>1</sup> Cp

<sup>2</sup> Tc

<sup>3</sup> Ss

<sup>4</sup> Cn

<sup>5</sup> Sr

<sup>6</sup> Qc

<sup>7</sup> Gl

<sup>8</sup> Al

<sup>9</sup> Sc

Company Name/Address: **Chevron - CO**  
 2115 117th Avenue  
 Greeley, CO 80631

Billing Information:  
 Dan Peterson  
 2115 117th Avenue  
 Greeley, CO 80631

Report to:  
 Paul H. 970-304-5000

Project Description:  
 Noble - puppenheim 2-32

City/State Collected: **Eaton**

Please Circle:  
 PT  M  CT  ET

Email To: danpeterson@chevron.com;paulh@fremontenv.com;ason.davidson@chevron.com;chris@fremontenv.com;

Chain of Custody Page 1 of 1



MT JULIET, TN  
 12065 Lebanon Rd Mount Juliet, TN 37122  
 Submitting a sample via this chain of custody constitutes acknowledgment and acceptance of the Pace Terms and Conditions found at: <https://info.pacelabs.com/hubs/pas-standard-terms.pdf>

Regulatory Program(DOD,RCRA,DW,etc): **ECMC**

Client Project #: **CO23-174**

Lab Project #: **CHEGCO-FREMONT**

Collected by (print): **Rucker Chapin**

Site/Facility ID #: \_\_\_\_\_

P.O. #: \_\_\_\_\_

Collected by (signature): **[Signature]**

Quote #: \_\_\_\_\_

Rush? (Lab MUST Be Notified)  
 \_\_\_ Same Day \_\_\_ Five Day  
 \_\_\_ Next Day \_\_\_ 5 Day (Rad Only)  
 \_\_\_ Two Day \_\_\_ 10 Day (Rad Only)  
 \_\_\_ Three Day  STD TAT

Date Results Needed: \_\_\_\_\_

Immediately Packed on Ice N \_\_\_ Y

SDG # **1815951**  
**B181**

Acctnum: **CHEGCO**  
 Template: **T268712**  
 Prelogin: **P1140480**  
 PM: **824 - Chris Ward**  
 PB: \_\_\_\_\_  
 Shipped Via: **FedEX Ground**

Sample ID	Comp/Grab	Matrix *	Depth (ft)	Date	Time	No. of Cntrs	BG Table 915-1 4ozClr-NoPres	Full Table 915-1 4ozClr-NoPres	Analysis / Container / Preservative
FL 11	3ft	Grab	SS	3	6/3/25	1200	3	X	
FL 12	3ft	↓	SS	3	↓	1220	↓	X	
FL 13	3ft	↓		3	↓	1240	↓	X	
FL 14	3ft	↓		3	↓	1300	↓	X	
FL 15	3ft	↓		3	↓	1320	↓	X	

\* Matrix: SS - Soil AIR - Air F - Filter  
 GW - Groundwater B - Bioassay  
 WW - WasteWater  
 DW - Drinking Water  
 OT - Other \_\_\_\_\_

Remarks: \_\_\_\_\_

pH \_\_\_\_\_ Temp \_\_\_\_\_  
 Flow \_\_\_\_\_ Other \_\_\_\_\_

Samples returned via: \_\_\_ UPS \_\_\_ FedEx \_\_\_ Courier \_\_\_\_\_ Tracking # \_\_\_\_\_

Relinquished by: (Signature) **[Signature]** Date: **6/3/25** Time: **14:03** Received by: (Signature) **[Signature]** Trip Blank Received: Yes  No   
 HCL / MeOH TBR

Relinquished by: (Signature) **[Signature]** Date: **6-3-25** Time: **18:00** Received by: (Signature) **SWA** Temp: **21.6** °C Bottles Received: **0.4-3.0 15**

Relinquished by: (Signature) **[Signature]** Date: \_\_\_\_\_ Time: \_\_\_\_\_ Received for lab by: (Signature) **Christopher J. Salim** Date: **6/4/25** Time: **0900** If preservation required by Login: Date/Time \_\_\_\_\_

Hold: \_\_\_\_\_ Condition: **NCF / OK**

Sample Receipt Checklist

COC Seal Present/Intact:	NP	<input checked="" type="checkbox"/>	N
COC Signed/Accurate:		<input checked="" type="checkbox"/>	N
Bottles arrive intact:		<input checked="" type="checkbox"/>	N
Correct bottles used:		<input checked="" type="checkbox"/>	N
Sufficient volume sent:		<input checked="" type="checkbox"/>	N
If Applicable			
VOA Zero Headspace:		<input type="checkbox"/>	N
Preservation Correct/Checked:		<input type="checkbox"/>	N
RAD Screen <0.5 mR/hr:		<input checked="" type="checkbox"/>	N