

CTEH - ER

Sample Delivery Group: L1853266
Samples Received: 04/30/2025
Project Number: PROJ-054017
Description: Bishop Loss of Containment Incident

Report To: CTEH
5120 North Shore Drive
North Little Rock, AR 72118

Entire Report Reviewed By:



Jared Starkey
Project Manager

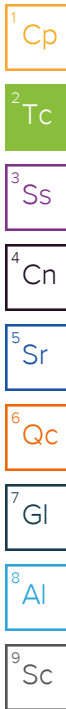
Results relate only to the items tested or calibrated and are reported as rounded values. This test report shall not be reproduced, except in full, without written approval of the laboratory. Where applicable, sampling conducted by Pace Analytical National is performed per guidance provided in laboratory standard operating procedures ENV-SOP-MTJL-0067 and ENV-SOP-MTJL-0068. Where sampling conducted by the customer, results relate to the accuracy of the information provided, and as the samples are received.

Pace Analytical National

12065 Lebanon Rd Mount Juliet, TN 37122 615-758-5858 800-767-5859 mydata.pacelabs.com

TABLE OF CONTENTS

Cp: Cover Page	1
Tc: Table of Contents	2
Ss: Sample Summary	3
Cn: Case Narrative	4
Sr: Sample Results	6
GACO0429T175-1S001 L1853266-01	6
Qc: Quality Control Summary	9
Total Solids by Method 2540 G-2011	9
Wet Chemistry by Method 350.1	10
Wet Chemistry by Method 4500NOrg D-2021	12
Wet Chemistry by Method 9056A	14
Wet Chemistry by Method WALKLEY-BLACK	15
Metals (ICP) by Method 6010D	16
Volatile Organic Compounds (GC/MS) by Method 8260D	18
Semi Volatile Organic Compounds (GC/MS) by Method 8270E	23
Gl: Glossary of Terms	28
Al: Accreditations & Locations	29
Sc: Sample Chain of Custody	30



SAMPLE SUMMARY

GACO0429T175-1S001 L1853266-01 Solid

Collected by: M. Beck
 Collected date/time: 04/29/25 09:20
 Received date/time: 04/30/25 11:20

Method	Batch	Dilution	Preparation date/time	Analysis date/time	Analyst	Location
Calculated Results	WG2503988	1	04/30/25 18:10	05/03/25 14:29	AEC	Mt. Juliet, TN
Total Solids by Method 2540 G-2011	WG2503890	1	04/30/25 16:22	04/30/25 16:27	KDW	Mt. Juliet, TN
Wet Chemistry by Method 350.1	WG2503855	1	04/30/25 23:45	05/01/25 01:13	RTW	Mt. Juliet, TN
Wet Chemistry by Method 4500NOrg D-2021	WG2504002	50	04/30/25 20:29	05/03/25 14:29	AEC	Mt. Juliet, TN
Wet Chemistry by Method 9056A	WG2503988	1	04/30/25 18:10	04/30/25 23:42	MDM	Mt. Juliet, TN
Wet Chemistry by Method WALKLEY-BLACK	WG2503982	36	04/30/25 17:37	05/01/25 17:37	ARV	Mt. Juliet, TN
Metals (ICP) by Method 6010D	WG2504019	1	04/30/25 17:58	04/30/25 22:13	MAP	Mt. Juliet, TN
Volatile Organic Compounds (GC/MS) by Method 8260D	WG2503703	1	04/30/25 12:54	04/30/25 17:10	WHS	Mt. Juliet, TN
Semi Volatile Organic Compounds (GC/MS) by Method 8270E	WG2503985	10	04/30/25 18:56	05/01/25 08:25	JTO	Mt. Juliet, TN

1 Cp

2 Tc

3 Ss

4 Cn

5 Sr

6 Qc

7 Gl

8 Al

9 Sc

CASE NARRATIVE

Unless qualified or notated within the narrative below, all sample aliquots were received at the correct temperature, in the proper containers, with the appropriate preservatives, and within method specified holding times. Where applicable, all MDL (LOD) and RDL (LOQ) values reported for environmental samples have been corrected for the dilution factor used in the analysis. All Method and Batch Quality Control are within established criteria except where addressed in this case narrative, a non-conformance form or properly qualified within the sample results. By my digital signature below, I affirm to the best of my knowledge, all problems/anomalies observed by the laboratory as having the potential to affect the quality of the data have been identified by the laboratory, and no information or data have been knowingly withheld that would affect the quality of the data.

Jared Starkey
Project Manager



Wet Chemistry by Method 4500NOrg D-2021

The sample concentration is too high to evaluate accurate spike recoveries.

Batch	Lab Sample ID	Analytes
WG2504002	(MS) R4209323-3	Kjeldahl Nitrogen, TKN

The sample matrix interfered with the ability to make any accurate determination; spike value is low.

Batch	Lab Sample ID	Analytes
WG2504002	(MS) R4209323-6, (MSD) R4209323-7	Kjeldahl Nitrogen, TKN

Metals (ICP) by Method 6010D

The sample concentration is too high to evaluate accurate spike recoveries.

Batch	Lab Sample ID	Analytes
WG2504019	(MS) R4208143-5, (MSD) R4208143-6	Aluminum, Calcium and Iron

The sample matrix interfered with the ability to make any accurate determination; spike value is low.

Batch	Lab Sample ID	Analytes
WG2504019	(MS) R4208143-5, (MSD) R4208143-6	Antimony, Magnesium, Manganese and Potassium

The sample matrix interfered with the ability to make any accurate determination; spike value is high.

Batch	Lab Sample ID	Analytes
WG2504019	(MS) R4208143-5	Magnesium

The associated batch QC was outside the established quality control range for precision.

Batch	Lab Sample ID	Analytes
WG2504019	(MSD) R4208143-6	Aluminum, Antimony, Iron and Magnesium

Volatile Organic Compounds (GC/MS) by Method 8260D

The reported concentration is an estimate. The continuing calibration standard associated with this data responded low. Method sensitivity check is acceptable.

Batch	Lab Sample ID	Analytes
WG2503703	L1853266-01	1,1,2,2-Tetrachloroethane, 1,2-Dibromo-3-Chloropropane, 2-Butanone (MEK), Acetone and Chloroethane

CASE NARRATIVE

Volatile Organic Compounds (GC/MS) by Method 8260D

The same analyte is found in the associated blank.

Batch	Analyte	Lab Sample ID
WG2503703	Bromomethane	L1853266-01

The associated batch QC was above the established quality control range for accuracy.

Batch	Lab Sample ID	Analytes
WG2503703	(LCS) R4207816-1, L1853266-01	Carbon tetrachloride

The associated batch QC was below the established quality control range for accuracy.

Batch	Lab Sample ID	Analytes
WG2503703	(LCS) R4207816-1, L1853266-01	Chloroethane

Semi Volatile Organic Compounds (GC/MS) by Method 8270E

The reported concentration is an estimate. The continuing calibration standard associated with this data responded low. Method sensitivity check is acceptable.

Batch	Lab Sample ID	Analytes
WG2503985	L1853266-01	2,2-Oxybis(1-Chloropropane), 2,4-Dimethylphenol, Bis(2-chloroethyl)ether, Hexachlorocyclopentadiene and n-Nitrosodimethylamine

The sample matrix interfered with the ability to make any accurate determination; spike value is low.

Batch	Lab Sample ID	Analytes
WG2503985	(MS) R4207988-3, (MSD) R4207988-4	Hexachlorocyclopentadiene

The associated batch QC was outside the established quality control range for precision.

Batch	Lab Sample ID	Analytes
WG2503985	(MSD) R4207988-4	Hexachlorocyclopentadiene

1 Cp

2 Tc

3 Ss

4 Cn

5 Sr

6 Qc

7 Gl

8 Al

9 Sc

Calculated Results

Analyte	Result (dry) ug/kg	Qualifier	MDL (dry) ug/kg	RDL (dry) ug/kg	Dilution	Analysis date / time	Batch
Total Nitrogen	10700000		694	22900	1	05/03/2025 14:29	WG2503988

Total Solids by Method 2540 G-2011

Analyte	Result %	Qualifier	Dilution	Analysis date / time	Batch
Total Solids	87.4		1	04/30/2025 16:27	WG2503890

Wet Chemistry by Method 350.1

Analyte	Result (dry) ug/kg	Qualifier	MDL (dry) ug/kg	RDL (dry) ug/kg	Dilution	Analysis date / time	Batch
Ammonia Nitrogen	U		8230	11400	1	05/01/2025 01:13	WG2503855

Wet Chemistry by Method 4500NOrg D-2021

Analyte	Result (dry) ug/kg	Qualifier	MDL (dry) ug/kg	RDL (dry) ug/kg	Dilution	Analysis date / time	Batch
Kjeldahl Nitrogen, TKN	10700000		870000	1140000	50	05/03/2025 14:29	WG2504002

Wet Chemistry by Method 9056A

Analyte	Result (dry) ug/kg	Qualifier	MDL (dry) ug/kg	RDL (dry) ug/kg	Dilution	Analysis date / time	Batch
Nitrate-Nitrite	8800	J	694	22900	1	04/30/2025 23:42	WG2503988

Wet Chemistry by Method WALKLEY-BLACK

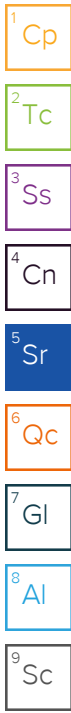
Analyte	Result ug/kg	Qualifier	MDL ug/kg	RDL ug/kg	Dilution	Analysis date / time	Batch
TOC By Walkley Black	153000000		918000	3600000	36	05/01/2025 17:37	WG2503982

Metals (ICP) by Method 6010D

Analyte	Result (dry) ug/kg	Qualifier	MDL (dry) ug/kg	RDL (dry) ug/kg	Dilution	Analysis date / time	Batch
Aluminum	3500000		6960	22900	1	04/30/2025 22:13	WG2504019
Antimony	U		791	2290	1	04/30/2025 22:13	WG2504019
Beryllium	329		54.6	229	1	04/30/2025 22:13	WG2504019
Calcium	13300000		21800	114000	1	04/30/2025 22:13	WG2504019
Cobalt	3140		203	1140	1	04/30/2025 22:13	WG2504019
Iron	6310000		2560	11400	1	04/30/2025 22:13	WG2504019
Magnesium	2580000		22800	114000	1	04/30/2025 22:13	WG2504019
Manganese	250000		198	1140	1	04/30/2025 22:13	WG2504019
Potassium	1670000		23900	114000	1	04/30/2025 22:13	WG2504019
Sodium	1200000		47200	114000	1	04/30/2025 22:13	WG2504019
Thallium	U		593	2290	1	04/30/2025 22:13	WG2504019
Vanadium	8880		438	2290	1	04/30/2025 22:13	WG2504019

Volatile Organic Compounds (GC/MS) by Method 8260D

Analyte	Result (dry) ug/kg	Qualifier	MDL (dry) ug/kg	RDL (dry) ug/kg	Dilution	Analysis date / time	Batch
Acetone	U	C3	47.1	64.5	1	04/30/2025 17:10	WG2503703
Acrylonitrile	U		4.66	16.1	1	04/30/2025 17:10	WG2503703
Bromobenzene	U		1.16	16.1	1	04/30/2025 17:10	WG2503703
Bromodichloromethane	U		0.935	3.22	1	04/30/2025 17:10	WG2503703
Bromoform	U		1.51	32.2	1	04/30/2025 17:10	WG2503703
Bromomethane	3.22	B J	2.54	16.1	1	04/30/2025 17:10	WG2503703



Volatile Organic Compounds (GC/MS) by Method 8260D

Analyte	Result (dry) ug/kg	Qualifier	MDL (dry) ug/kg	RDL (dry) ug/kg	Dilution	Analysis date / time	Batch
n-Butylbenzene	U		6.77	16.1	1	04/30/2025 17:10	WG2503703
sec-Butylbenzene	U		3.71	16.1	1	04/30/2025 17:10	WG2503703
tert-Butylbenzene	U		2.51	6.45	1	04/30/2025 17:10	WG2503703
Carbon tetrachloride	U	J4	1.16	6.45	1	04/30/2025 17:10	WG2503703
Chlorobenzene	U		0.271	3.22	1	04/30/2025 17:10	WG2503703
Chlorodibromomethane	U		0.789	3.22	1	04/30/2025 17:10	WG2503703
Chloroethane	U	C3 J4	2.19	6.45	1	04/30/2025 17:10	WG2503703
Chloroform	U		1.33	3.22	1	04/30/2025 17:10	WG2503703
Chloromethane	U		5.61	16.1	1	04/30/2025 17:10	WG2503703
2-Chlorotoluene	U		1.12	3.22	1	04/30/2025 17:10	WG2503703
4-Chlorotoluene	U		0.580	6.45	1	04/30/2025 17:10	WG2503703
1,2-Dibromo-3-Chloropropane	U	C3	5.03	32.2	1	04/30/2025 17:10	WG2503703
1,2-Dibromoethane	U		0.836	3.22	1	04/30/2025 17:10	WG2503703
Dibromomethane	U		0.967	6.45	1	04/30/2025 17:10	WG2503703
1,2-Dichlorobenzene	U		0.548	6.45	1	04/30/2025 17:10	WG2503703
1,3-Dichlorobenzene	U		0.774	6.45	1	04/30/2025 17:10	WG2503703
1,4-Dichlorobenzene	U		0.903	6.45	1	04/30/2025 17:10	WG2503703
Dichlorodifluoromethane	U		2.08	6.45	1	04/30/2025 17:10	WG2503703
1,1-Dichloroethane	U		0.633	3.22	1	04/30/2025 17:10	WG2503703
1,2-Dichloroethane	U		0.837	3.22	1	04/30/2025 17:10	WG2503703
1,1-Dichloroethene	U		0.781	3.22	1	04/30/2025 17:10	WG2503703
cis-1,2-Dichloroethene	U		0.947	3.22	1	04/30/2025 17:10	WG2503703
trans-1,2-Dichloroethene	U		1.34	6.45	1	04/30/2025 17:10	WG2503703
1,2-Dichloropropane	U		1.83	6.45	1	04/30/2025 17:10	WG2503703
1,1-Dichloropropene	U		1.04	3.22	1	04/30/2025 17:10	WG2503703
1,3-Dichloropropane	U		0.646	6.45	1	04/30/2025 17:10	WG2503703
cis-1,3-Dichloropropene	U		0.976	3.22	1	04/30/2025 17:10	WG2503703
trans-1,3-Dichloropropene	U		1.47	6.45	1	04/30/2025 17:10	WG2503703
2,2-Dichloropropane	U		1.78	3.22	1	04/30/2025 17:10	WG2503703
Di-isopropyl ether	U		0.529	1.29	1	04/30/2025 17:10	WG2503703
Hexachloro-1,3-butadiene	U		7.74	32.2	1	04/30/2025 17:10	WG2503703
Isopropylbenzene	U		0.548	3.22	1	04/30/2025 17:10	WG2503703
p-Isopropyltoluene	U		3.29	6.45	1	04/30/2025 17:10	WG2503703
2-Butanone (MEK)	U	C3	81.9	129	1	04/30/2025 17:10	WG2503703
Methylene Chloride	U		8.56	32.2	1	04/30/2025 17:10	WG2503703
4-Methyl-2-pentanone (MIBK)	U		2.94	32.2	1	04/30/2025 17:10	WG2503703
Methyl tert-butyl ether	U		0.451	1.29	1	04/30/2025 17:10	WG2503703
n-Propylbenzene	U		1.23	6.45	1	04/30/2025 17:10	WG2503703
Styrene	U		0.295	16.1	1	04/30/2025 17:10	WG2503703
1,1,1,2-Tetrachloroethane	U		1.22	3.22	1	04/30/2025 17:10	WG2503703
1,1,2,2-Tetrachloroethane	U	C3	0.896	3.22	1	04/30/2025 17:10	WG2503703
1,1,2-Trichlorotrifluoroethane	U		0.972	3.22	1	04/30/2025 17:10	WG2503703
Tetrachloroethene	U		1.16	3.22	1	04/30/2025 17:10	WG2503703
1,2,3-Trichlorobenzene	U		9.45	16.1	1	04/30/2025 17:10	WG2503703
1,2,4-Trichlorobenzene	U		5.67	16.1	1	04/30/2025 17:10	WG2503703
1,1,1-Trichloroethane	U		1.19	3.22	1	04/30/2025 17:10	WG2503703
1,1,2-Trichloroethane	U		0.770	3.22	1	04/30/2025 17:10	WG2503703
Trichloroethene	U		0.753	1.29	1	04/30/2025 17:10	WG2503703
Trichlorofluoromethane	U		1.07	3.22	1	04/30/2025 17:10	WG2503703
1,2,3-Trichloropropane	U		2.09	16.1	1	04/30/2025 17:10	WG2503703
1,2,3-Trimethylbenzene	U		2.04	6.45	1	04/30/2025 17:10	WG2503703
Vinyl chloride	U		1.50	3.22	1	04/30/2025 17:10	WG2503703
(S) Toluene-d8	97.6			75.0-131		04/30/2025 17:10	WG2503703
(S) 4-Bromofluorobenzene	90.9			67.0-138		04/30/2025 17:10	WG2503703
(S) 1,2-Dichloroethane-d4	102			70.0-130		04/30/2025 17:10	WG2503703

1 Cp

2 Tc

3 Ss

4 Cn

5 Sr

6 Qc

7 Gl

8 Al

9 Sc

Semi Volatile Organic Compounds (GC/MS) by Method 8270E

Analyte	Result (dry) ug/kg	Qualifier	MDL (dry) ug/kg	RDL (dry) ug/kg	Dilution	Analysis date / time	Batch
Acenaphthylene	U		53.7	381	10	05/01/2025 08:25	WG2503985
Benzidine	U		717	19100	10	05/01/2025 08:25	WG2503985
Benzo(g,h,i)perylene	U		69.7	381	10	05/01/2025 08:25	WG2503985
Bis(2-chloroethoxy)methane	U		114	3810	10	05/01/2025 08:25	WG2503985
Bis(2-chloroethyl)ether	U	C3	126	3810	10	05/01/2025 08:25	WG2503985
2,2-Oxybis(1-Chloropropane)	U	C3	165	3810	10	05/01/2025 08:25	WG2503985
4-Bromophenyl-phenylether	U		134	3810	10	05/01/2025 08:25	WG2503985
2-Chloronaphthalene	U		67.0	381	10	05/01/2025 08:25	WG2503985
4-Chlorophenyl-phenylether	U		133	3810	10	05/01/2025 08:25	WG2503985
1,2-Dichlorobenzene	U		113	3810	10	05/01/2025 08:25	WG2503985
1,3-Dichlorobenzene	U		116	3810	10	05/01/2025 08:25	WG2503985
1,4-Dichlorobenzene	U		113	3810	10	05/01/2025 08:25	WG2503985
3,3-Dichlorobenzidine	U		141	3810	10	05/01/2025 08:25	WG2503985
2,4-Dinitrotoluene	U		109	3810	10	05/01/2025 08:25	WG2503985
2,6-Dinitrotoluene	U		125	3810	10	05/01/2025 08:25	WG2503985
Hexachlorobenzene	U		135	3810	10	05/01/2025 08:25	WG2503985
Hexachloro-1,3-butadiene	U		128	3810	10	05/01/2025 08:25	WG2503985
Hexachlorocyclopentadiene	U	C3	200	3810	10	05/01/2025 08:25	WG2503985
Hexachloroethane	U		150	3810	10	05/01/2025 08:25	WG2503985
Isophorone	U		117	3810	10	05/01/2025 08:25	WG2503985
Nitrobenzene	U		133	3810	10	05/01/2025 08:25	WG2503985
n-Nitrosodimethylamine	U	C3	566	3810	10	05/01/2025 08:25	WG2503985
n-Nitrosodiphenylamine	U		288	3810	10	05/01/2025 08:25	WG2503985
n-Nitrosodi-n-propylamine	U		127	3810	10	05/01/2025 08:25	WG2503985
Phenanthrene	U		75.7	381	10	05/01/2025 08:25	WG2503985
Benzylbutyl phthalate	U		119	3810	10	05/01/2025 08:25	WG2503985
Bis(2-ethylhexyl)phthalate	639	J	483	3810	10	05/01/2025 08:25	WG2503985
Di-n-butyl phthalate	U		131	3810	10	05/01/2025 08:25	WG2503985
Diethyl phthalate	U		126	3810	10	05/01/2025 08:25	WG2503985
Dimethyl phthalate	U		808	3810	10	05/01/2025 08:25	WG2503985
Di-n-octyl phthalate	U		258	3810	10	05/01/2025 08:25	WG2503985
1,2,4-Trichlorobenzene	U		119	3810	10	05/01/2025 08:25	WG2503985
4-Chloro-3-methylphenol	U		124	3810	10	05/01/2025 08:25	WG2503985
2-Chlorophenol	U		126	3810	10	05/01/2025 08:25	WG2503985
2,4-Dichlorophenol	U		111	3810	10	05/01/2025 08:25	WG2503985
2,4-Dimethylphenol	U	C3	99.6	3810	10	05/01/2025 08:25	WG2503985
4,6-Dinitro-2-methylphenol	U		864	3810	10	05/01/2025 08:25	WG2503985
2,4-Dinitrophenol	U		892	3810	10	05/01/2025 08:25	WG2503985
2-Nitrophenol	U		136	3810	10	05/01/2025 08:25	WG2503985
4-Nitrophenol	U		119	3810	10	05/01/2025 08:25	WG2503985
Pentachlorophenol	U		103	3810	10	05/01/2025 08:25	WG2503985
Phenol	U		153	3810	10	05/01/2025 08:25	WG2503985
2,4,6-Trichlorophenol	U		122	3810	10	05/01/2025 08:25	WG2503985
(S) 2-Fluorophenol	82.6			12.0-120		05/01/2025 08:25	WG2503985
(S) Phenol-d5	71.1			10.0-120		05/01/2025 08:25	WG2503985
(S) Nitrobenzene-d5	62.4			10.0-122		05/01/2025 08:25	WG2503985
(S) 2-Fluorobiphenyl	69.4			15.0-120		05/01/2025 08:25	WG2503985
(S) 2,4,6-Tribromophenol	69.4			10.0-127		05/01/2025 08:25	WG2503985
(S) p-Terphenyl-d14	76.1			10.0-120		05/01/2025 08:25	WG2503985

1 Cp

2 Tc

3 Ss

4 Cn

5 Sr

6 Qc

7 Gl

8 Al

9 Sc

Sample Narrative:

L1853266-01 WG2503985: Dilution due to matrix impact during extraction procedure

Method Blank (MB)

(MB) R4208097-1 04/30/25 16:27

Analyte	MB Result	MB Qualifier	MB MDL	MB RDL
	%		%	%
Total Solids	0.000			

¹Cp

²Tc

³Ss

L1853266-01 Original Sample (OS) • Duplicate (DUP)

(OS) L1853266-01 04/30/25 16:27 • (DUP) R4208097-3 04/30/25 16:27

Analyte	Original Result	DUP Result	Dilution	DUP RPD	DUP Qualifier	DUP RPD Limits
	%	%		%		%
Total Solids	87.4	86.9	1	0.558		10

⁴Cn

⁵Sr

Laboratory Control Sample (LCS)

(LCS) R4208097-2 04/30/25 16:27

Analyte	Spike Amount	LCS Result	LCS Rec.	Rec. Limits	LCS Qualifier
	%	%	%	%	
Total Solids	50.0	50.0	100	90.0-110	

⁶Qc

⁷Gl

⁸Al

⁹Sc

Method Blank (MB)

(MB) R4207974-1 05/01/25 00:25

Analyte	MB Result	MB Qualifier	MB MDL	MB RDL
Ammonia Nitrogen	ug/kg	U	7190	10000

¹Cp

²Tc

³Ss

⁴Cn

⁵Sr

⁶Qc

⁷Gl

⁸Al

⁹Sc

L1850888-05 Original Sample (OS) • Duplicate (DUP)

(OS) L1850888-05 05/01/25 00:28 • (DUP) R4207974-3 05/01/25 00:30

Analyte	Original Result (dry)	DUP Result (dry)	Dilution	DUP RPD	DUP Qualifier	DUP RPD Limits
Ammonia Nitrogen	ug/kg	U	1	0.000		20

L1850888-06 Original Sample (OS) • Duplicate (DUP)

(OS) L1850888-06 05/01/25 00:31 • (DUP) R4207974-4 05/01/25 00:33

Analyte	Original Result (dry)	DUP Result (dry)	Dilution	DUP RPD	DUP Qualifier	DUP RPD Limits
Ammonia Nitrogen	ug/kg	U	1	0.000		20

Laboratory Control Sample (LCS)

(LCS) R4207974-2 05/01/25 00:27

Analyte	Spike Amount	LCS Result	LCS Rec.	Rec. Limits	LCS Qualifier
Ammonia Nitrogen	ug/kg	250000	262000	105	90.0-110

L1853231-05 Original Sample (OS) • Matrix Spike (MS) • Matrix Spike Duplicate (MSD)

(OS) L1853231-05 05/01/25 00:55 • (MS) R4207974-5 05/01/25 00:57 • (MSD) R4207974-6 05/01/25 00:58

Analyte	Spike Amount (dry)	Original Result (dry)	MS Result (dry)	MSD Result (dry)	MS Rec.	MSD Rec.	Dilution	Rec. Limits	MS Qualifier	MSD Qualifier	RPD	RPD Limits
Ammonia Nitrogen	ug/kg	U	268000	277000	97.0	100	1	90.0-110			3.17	20

L1853258-01 Original Sample (OS) • Matrix Spike (MS) • Matrix Spike Duplicate (MSD)

(OS) L1853258-01 05/01/25 01:07 • (MS) R4207974-7 05/01/25 01:09 • (MSD) R4207974-8 05/01/25 01:10

Analyte	Spike Amount (dry) ug/kg	Original Result (dry) ug/kg	MS Result (dry) ug/kg	MSD Result (dry) ug/kg	MS Rec. %	MSD Rec. %	Dilution	Rec. Limits %	MS Qualifier	MSD Qualifier	RPD %	RPD Limits %
Ammonia Nitrogen	285000	U	282000	286000	99.0	100	1	90.0-110			1.19	20

¹Cp

²Tc

³Ss

⁴Cn

⁵Sr

⁶Qc

⁷Gl

⁸Al

⁹Sc

Method Blank (MB)

(MB) R4209323-1 05/03/25 13:51

Analyte	MB Result	MB Qualifier	MB MDL	MB RDL
Kjeldahl Nitrogen, TKN	U		15200	20000

¹Cp

²Tc

³Ss

⁴Cn

⁵Sr

⁶Qc

⁷Gl

⁸Al

⁹Sc

L1853251-02 Original Sample (OS) • Duplicate (DUP)

(OS) L1853251-02 05/03/25 13:56 • (DUP) R4209323-4 05/03/25 13:58

Analyte	Original Result (dry)	DUP Result (dry)	Dilution	DUP RPD	DUP Qualifier	DUP RPD Limits
Kjeldahl Nitrogen, TKN	1620000	1440000	10	11.9		20

L1853251-03 Original Sample (OS) • Duplicate (DUP)

(OS) L1853251-03 05/03/25 13:59 • (DUP) R4209323-5 05/03/25 14:00

Analyte	Original Result (dry)	DUP Result (dry)	Dilution	DUP RPD	DUP Qualifier	DUP RPD Limits
Kjeldahl Nitrogen, TKN	2180000	1900000	10	13.6		20

Laboratory Control Sample (LCS)

(LCS) R4209323-2 05/03/25 13:53

Analyte	Spike Amount	LCS Result	LCS Rec.	Rec. Limits	LCS Qualifier
Kjeldahl Nitrogen, TKN	480000	444000	92.5	81.7-124	

L1853251-01 Original Sample (OS) • Matrix Spike (MS)

(OS) L1853251-01 05/03/25 13:54 • (MS) R4209323-3 05/03/25 13:55

Analyte	Spike Amount (dry)	Original Result (dry)	MS Result (dry)	MS Rec.	Dilution	Rec. Limits	MS Qualifier
Kjeldahl Nitrogen, TKN	429000	2460000	2730000	63.3	10	81.7-124	√

L1853258-01 Original Sample (OS) • Matrix Spike (MS) • Matrix Spike Duplicate (MSD)

(OS) L1853258-01 05/03/25 14:10 • (MS) R4209323-6 05/03/25 14:12 • (MSD) R4209323-7 05/03/25 14:13

Analyte	Spike Amount (dry) ug/kg	Original Result (dry) ug/kg	MS Result (dry) ug/kg	MSD Result (dry) ug/kg	MS Rec. %	MSD Rec. %	Dilution	Rec. Limits %	MS Qualifier	MSD Qualifier	RPD %	RPD Limits %
Kjeldahl Nitrogen, TKN	456000	1710000	1820000	2010000	24.0	66.2	10	81.7-124	<u>J6</u>	<u>J6</u>	10.1	20

- 1 Cp
- 2 Tc
- 3 Ss
- 4 Cn
- 5 Sr
- 6 Qc
- 7 Gl
- 8 Al
- 9 Sc

Method Blank (MB)

(MB) R4207969-1 04/30/25 19:43

Analyte	MB Result	MB Qualifier	MB MDL	MB RDL
Nitrate-Nitrite	U		606	20000

1 Cp

2 Tc

3 Ss

Laboratory Control Sample (LCS)

(LCS) R4207969-2 04/30/25 19:56

Analyte	Spike Amount	LCS Result	LCS Rec.	Rec. Limits	LCS Qualifier
Nitrate-Nitrite	40000	41700	104	80.0-120	

4 Cn

5 Sr

6 Qc

L1853258-01 Original Sample (OS) • Matrix Spike (MS) • Matrix Spike Duplicate (MSD)

(OS) L1853258-01 04/30/25 22:27 • (MS) R4207969-3 04/30/25 22:39 • (MSD) R4207969-4 04/30/25 22:52

Analyte	Spike Amount (dry)	Original Result (dry)	MS Result (dry)	MSD Result (dry)	MS Rec.	MSD Rec.	Dilution	Rec. Limits	MS Qualifier	MSD Qualifier	RPD	RPD Limits
Nitrate-Nitrite	45600	156000	196000	199000	88.0	93.6	5	80.0-120			1.30	15

7 Gl

8 Al

9 Sc

Method Blank (MB)

(MB) R4208486-1 05/01/25 17:26

Analyte	MB Result	MB Qualifier	MB MDL	MB RDL
TOC By Walkley Black	U		25500	100000

¹Cp

²Tc

³Ss

⁴Cn

⁵Sr

⁶Qc

⁷Gl

⁸Al

⁹Sc

L1853270-01 Original Sample (OS) • Duplicate (DUP)

(OS) L1853270-01 05/01/25 17:37 • (DUP) R4208486-9 05/01/25 17:38

Analyte	Original Result	DUP Result	Dilution	DUP RPD	DUP Qualifier	DUP RPD Limits
TOC By Walkley Black	48600000	45200000	9	7.26		20

Laboratory Control Sample (LCS)

(LCS) R4208486-2 05/01/25 17:26

Analyte	Spike Amount	LCS Result	LCS Rec.	Rec. Limits	LCS Qualifier
TOC By Walkley Black	3230000	3950000	122	75.0-144	

L1853216-03 Original Sample (OS) • Matrix Spike (MS) • Matrix Spike Duplicate (MSD)

(OS) L1853216-03 05/01/25 17:28 • (MS) R4208486-3 05/01/25 17:29 • (MSD) R4208486-4 05/01/25 17:29

Analyte	Spike Amount	Original Result	MS Result	MSD Result	MS Rec.	MSD Rec.	Dilution	Rec. Limits	MS Qualifier	MSD Qualifier	RPD	RPD Limits
TOC By Walkley Black	40000000	33600000	74300000	69800000	102	101	10	80.0-120			6.20	20

L1853231-05 Original Sample (OS) • Matrix Spike (MS) • Matrix Spike Duplicate (MSD)

(OS) L1853231-05 05/01/25 17:29 • (MS) R4208486-5 05/01/25 17:30 • (MSD) R4208486-6 05/01/25 17:31

Analyte	Spike Amount	Original Result	MS Result	MSD Result	MS Rec.	MSD Rec.	Dilution	Rec. Limits	MS Qualifier	MSD Qualifier	RPD	RPD Limits
TOC By Walkley Black	20000000	20200000	41400000	40200000	106	100	5	80.0-120			2.75	20

L1853258-01 Original Sample (OS) • Matrix Spike (MS) • Matrix Spike Duplicate (MSD)

(OS) L1853258-01 05/01/25 17:34 • (MS) R4208486-7 05/01/25 17:36 • (MSD) R4208486-8 05/01/25 17:36

Analyte	Spike Amount	Original Result	MS Result	MSD Result	MS Rec.	MSD Rec.	Dilution	Rec. Limits	MS Qualifier	MSD Qualifier	RPD	RPD Limits
TOC By Walkley Black	20000000	15400000	37300000	35200000	110	99.3	5	80.0-120			5.85	20

Method Blank (MB)

(MB) R4208143-1 04/30/25 21:46

Analyte	MB Result ug/kg	MB Qualifier	MB MDL ug/kg	MB RDL ug/kg
Aluminum	U		6080	20000
Antimony	U		691	2000
Beryllium	U		47.7	200
Calcium	U		19000	100000
Cobalt	U		177	1000
Iron	U		2240	10000
Magnesium	U		19900	100000
Manganese	U		173	1000
Potassium	U		20900	100000
Sodium	U		41200	100000
Thallium	U		518	2000
Vanadium	U		383	2000

¹Cp

²Tc

³Ss

⁴Cn

⁵Sr

⁶Qc

⁷Gl

⁸Al

⁹Sc

Laboratory Control Sample (LCS)

(LCS) R4208143-2 04/30/25 21:48

Analyte	Spike Amount ug/kg	LCS Result ug/kg	LCS Rec. %	Rec. Limits %	LCS Qualifier
Aluminum	1000000	957000	95.7	80.0-120	
Antimony	100000	95600	95.6	80.0-120	
Beryllium	100000	94000	94.0	80.0-120	
Calcium	1000000	933000	93.3	80.0-120	
Cobalt	100000	89300	89.3	80.0-120	
Iron	1000000	937000	93.7	80.0-120	
Magnesium	1000000	980000	98.0	80.0-120	
Manganese	100000	93000	93.0	80.0-120	
Potassium	1000000	949000	94.9	80.0-120	
Sodium	1000000	955000	95.5	80.0-120	
Thallium	100000	97400	97.4	80.0-120	
Vanadium	100000	93500	93.5	80.0-120	

L1853258-01 Original Sample (OS) • Matrix Spike (MS) • Matrix Spike Duplicate (MSD)

(OS) L1853258-01 04/30/25 21:49 • (MS) R4208143-5 04/30/25 21:54 • (MSD) R4208143-6 04/30/25 21:56

Analyte	Spike Amount (dry) ug/kg	Original Result (dry) ug/kg	MS Result (dry) ug/kg	MSD Result (dry) ug/kg	MS Rec. %	MSD Rec. %	Dilution	Rec. Limits %	MS Qualifier	MSD Qualifier	RPD %	RPD Limits %
Aluminum	1140000	6520000	9750000	5720000	283	0.000	1	75.0-125	<u>V</u>	<u>J3 V</u>	52.1	20
Antimony	114000	U	68800	85000	60.4	74.5	1	75.0-125	<u>J6</u>	<u>J3 J6</u>	21.0	20

L1853258-01 Original Sample (OS) • Matrix Spike (MS) • Matrix Spike Duplicate (MSD)

(OS) L1853258-01 04/30/25 21:49 • (MS) R4208143-5 04/30/25 21:54 • (MSD) R4208143-6 04/30/25 21:56

Analyte	Spike Amount (dry) ug/kg	Original Result (dry) ug/kg	MS Result (dry) ug/kg	MSD Result (dry) ug/kg	MS Rec. %	MSD Rec. %	Dilution	Rec. Limits %	MS Qualifier	MSD Qualifier	RPD %	RPD Limits %
Beryllium	114000	600	103000	105000	90.1	91.5	1	75.0-125			1.56	20
Calcium	1140000	23300000	26300000	24900000	263	140	1	75.0-125	V	V	5.50	20
Cobalt	114000	4710	111000	107000	93.4	90.0	1	75.0-125			3.52	20
Iron	1140000	9200000	11300000	7050000	185	0.000	1	75.0-125	V	J3 V	46.4	20
Magnesium	1140000	4280000	5780000	4590000	132	27.4	1	75.0-125	J5	J3 J6	22.9	20
Manganese	114000	233000	325000	304000	81.2	62.8	1	75.0-125		J6	6.68	20
Potassium	1140000	3690000	4930000	4220000	109	47.2	1	75.0-125		J6	15.4	20
Sodium	1140000	633000	1900000	1690000	111	92.8	1	75.0-125			11.4	20
Thallium	114000	U	106000	105000	92.9	92.2	1	75.0-125			0.775	20
Vanadium	114000	19300	123000	115000	91.3	83.8	1	75.0-125			7.19	20

1 Cp

2 Tc

3 Ss

4 Cn

5 Sr

6 Qc

7 Gl

8 Al

9 Sc

Method Blank (MB)

(MB) R4207816-2 04/30/25 08:36

Analyte	MB Result	MB Qualifier	MB MDL	MB RDL
	ug/kg		ug/kg	ug/kg
Acetone	U		36.5	50.0
Acrylonitrile	U		3.61	12.5
Bromobenzene	U		0.900	12.5
Bromodichloromethane	U		0.725	2.50
Bromoform	U		1.17	25.0
Bromomethane	4.48	U	1.97	12.5
n-Butylbenzene	U		5.25	12.5
sec-Butylbenzene	U		2.88	12.5
tert-Butylbenzene	U		1.95	5.00
Carbon tetrachloride	U		0.898	5.00
Chlorobenzene	U		0.210	2.50
Chlorodibromomethane	U		0.612	2.50
Chloroethane	U		1.70	5.00
Chloroform	1.33	U	1.03	2.50
Chloromethane	U		4.35	12.5
2-Chlorotoluene	U		0.865	2.50
4-Chlorotoluene	U		0.450	5.00
1,2-Dibromo-3-Chloropropane	U		3.90	25.0
1,2-Dibromoethane	U		0.648	2.50
Dibromomethane	U		0.750	5.00
1,2-Dichlorobenzene	U		0.425	5.00
1,3-Dichlorobenzene	U		0.600	5.00
1,4-Dichlorobenzene	U		0.700	5.00
Dichlorodifluoromethane	U		1.61	5.00
1,1-Dichloroethane	U		0.491	2.50
1,2-Dichloroethane	U		0.649	2.50
1,1-Dichloroethene	U		0.606	2.50
cis-1,2-Dichloroethene	U		0.734	2.50
trans-1,2-Dichloroethene	U		1.04	5.00
1,2-Dichloropropane	U		1.42	5.00
1,1-Dichloropropene	U		0.809	2.50
1,3-Dichloropropane	U		0.501	5.00
cis-1,3-Dichloropropene	U		0.757	2.50
trans-1,3-Dichloropropene	U		1.14	5.00
2,2-Dichloropropane	U		1.38	2.50
Di-isopropyl ether	U		0.410	1.00
Hexachloro-1,3-butadiene	U		6.00	25.0
Isopropylbenzene	U		0.425	2.50
p-Isopropyltoluene	U		2.55	5.00
2-Butanone (MEK)	U		63.5	100

¹Cp

²Tc

³Ss

⁴Cn

⁵Sr

⁶Qc

⁷Gl

⁸Al

⁹Sc

Method Blank (MB)

(MB) R4207816-2 04/30/25 08:36

Analyte	MB Result ug/kg	MB Qualifier	MB MDL ug/kg	MB RDL ug/kg
Methylene Chloride	U		6.64	25.0
4-Methyl-2-pentanone (MIBK)	U		2.28	25.0
Methyl tert-butyl ether	U		0.350	1.00
n-Propylbenzene	U		0.950	5.00
Styrene	U		0.229	12.5
1,1,1,2-Tetrachloroethane	U		0.948	2.50
1,1,2,2-Tetrachloroethane	U		0.695	2.50
1,1,2-Trichlorotrifluoroethane	U		0.754	2.50
Tetrachloroethene	U		0.896	2.50
1,2,3-Trichlorobenzene	U		7.33	12.5
1,2,4-Trichlorobenzene	U		4.40	12.5
1,1,1-Trichloroethane	U		0.923	2.50
1,1,2-Trichloroethane	U		0.597	2.50
Trichloroethene	U		0.584	1.00
Trichlorofluoromethane	U		0.827	2.50
1,2,3-Trichloropropane	U		1.62	12.5
1,2,3-Trimethylbenzene	U		1.58	5.00
Vinyl chloride	U		1.16	2.50
(S) Toluene-d8	97.6			75.0-131
(S) 4-Bromofluorobenzene	93.2			67.0-138
(S) 1,2-Dichloroethane-d4	121			70.0-130

¹Cp

²Tc

³Ss

⁴Cn

⁵Sr

⁶Qc

⁷Gl

⁸Al

⁹Sc

Laboratory Control Sample (LCS)

(LCS) R4207816-1 04/30/25 07:15

Analyte	Spike Amount ug/kg	LCS Result ug/kg	LCS Rec. %	Rec. Limits %	LCS Qualifier
Acetone	625	430	68.8	10.0-160	
Acrylonitrile	625	562	89.9	45.0-153	
Bromobenzene	125	145	116	73.0-121	
Bromodichloromethane	125	130	104	73.0-121	
Bromoform	125	103	82.4	64.0-132	
Bromomethane	125	115	92.0	56.0-147	
n-Butylbenzene	125	135	108	68.0-135	
sec-Butylbenzene	125	129	103	74.0-130	
tert-Butylbenzene	125	124	99.2	75.0-127	
Carbon tetrachloride	125	166	133	66.0-128	<u>J4</u>
Chlorobenzene	125	113	90.4	76.0-128	
Chlorodibromomethane	125	116	92.8	74.0-127	

Laboratory Control Sample (LCS)

(LCS) R4207816-1 04/30/25 07:15

Analyte	Spike Amount ug/kg	LCS Result ug/kg	LCS Rec. %	Rec. Limits %	LCS Qualifier
Chloroethane	125	74.8	59.8	61.0-134	J4
Chloroform	125	133	106	72.0-123	
Chloromethane	125	148	118	51.0-138	
2-Chlorotoluene	125	139	111	75.0-124	
4-Chlorotoluene	125	141	113	75.0-124	
1,2-Dibromo-3-Chloropropane	125	98.7	79.0	59.0-130	
1,2-Dibromoethane	125	99.4	79.5	74.0-128	
Dibromomethane	125	110	88.0	75.0-122	
1,2-Dichlorobenzene	125	129	103	76.0-124	
1,3-Dichlorobenzene	125	137	110	76.0-125	
1,4-Dichlorobenzene	125	125	100	77.0-121	
Dichlorodifluoromethane	125	158	126	43.0-156	
1,1-Dichloroethane	125	137	110	70.0-127	
1,2-Dichloroethane	125	132	106	65.0-131	
1,1-Dichloroethene	125	140	112	65.0-131	
cis-1,2-Dichloroethene	125	119	95.2	73.0-125	
trans-1,2-Dichloroethene	125	115	92.0	71.0-125	
1,2-Dichloropropane	125	124	99.2	74.0-125	
1,1-Dichloropropene	125	132	106	73.0-125	
1,3-Dichloropropane	125	110	88.0	80.0-125	
cis-1,3-Dichloropropene	125	130	104	76.0-127	
trans-1,3-Dichloropropene	125	127	102	73.0-127	
2,2-Dichloropropane	125	151	121	59.0-135	
Di-isopropyl ether	125	130	104	60.0-136	
Hexachloro-1,3-butadiene	125	156	125	57.0-150	
Isopropylbenzene	125	120	96.0	72.0-127	
p-Isopropyltoluene	125	126	101	72.0-133	
2-Butanone (MEK)	625	492	78.7	30.0-160	
Methylene Chloride	125	119	95.2	68.0-123	
4-Methyl-2-pentanone (MIBK)	625	558	89.3	56.0-143	
Methyl tert-butyl ether	125	119	95.2	66.0-132	
n-Propylbenzene	125	142	114	74.0-126	
Styrene	125	116	92.8	72.0-127	
1,1,1,2-Tetrachloroethane	125	126	101	74.0-129	
1,1,2,2-Tetrachloroethane	125	93.4	74.7	68.0-128	
1,1,2-Trichlorotrifluoroethane	125	130	104	61.0-139	
Tetrachloroethene	125	133	106	70.0-136	
1,2,3-Trichlorobenzene	125	128	102	59.0-139	
1,2,4-Trichlorobenzene	125	134	107	62.0-137	
1,1,1-Trichloroethane	125	154	123	69.0-126	

1 Cp

2 Tc

3 Ss

4 Cn

5 Sr

6 Qc

7 Gl

8 Al

9 Sc

Laboratory Control Sample (LCS)

(LCS) R4207816-1 04/30/25 07:15

Analyte	Spike Amount ug/kg	LCS Result ug/kg	LCS Rec. %	Rec. Limits %	LCS Qualifier
1,1,2-Trichloroethane	125	107	85.6	78.0-123	
Trichloroethene	125	131	105	76.0-126	
Trichlorofluoromethane	125	164	131	61.0-142	
1,2,3-Trichloropropane	125	123	98.4	67.0-129	
1,2,3-Trimethylbenzene	125	133	106	74.0-124	
Vinyl chloride	125	95.6	76.5	63.0-134	
(S) Toluene-d8			96.3	75.0-131	
(S) 4-Bromofluorobenzene			97.2	67.0-138	
(S) 1,2-Dichloroethane-d4			119	70.0-130	

L1853258-01 Original Sample (OS) • Matrix Spike (MS) • Matrix Spike Duplicate (MSD)

(OS) L1853258-01 04/30/25 16:23 • (MS) R4207816-3 04/30/25 18:51 • (MSD) R4207816-4 04/30/25 19:11

Analyte	Spike Amount (dry) ug/kg	Original Result (dry) ug/kg	MS Result (dry) ug/kg	MSD Result (dry) ug/kg	MS Rec. %	MSD Rec. %	Dilution	Rec. Limits %	MS Qualifier	MSD Qualifier	RPD %	RPD Limits %
Acetone	800	U	456	510	57.0	63.7	1	10.0-160			11.1	40
Acrylonitrile	800	U	551	709	68.8	88.6	1	10.0-160			25.2	40
Bromobenzene	160	U	138	170	86.4	106	1	10.0-156			20.7	38
Bromodichloromethane	160	U	115	141	72.0	88.0	1	10.0-143			20.0	37
Bromoform	160	U	89.6	113	56.0	70.3	1	10.0-146			22.7	36
Bromomethane	160	U	95.7	125	59.8	78.2	1	10.0-149			26.8	38
n-Butylbenzene	160	U	142	184	88.8	115	1	10.0-160			25.9	40
sec-Butylbenzene	160	U	137	172	85.6	107	1	10.0-159			22.4	39
tert-Butylbenzene	160	U	127	166	79.1	104	1	10.0-156			27.2	39
Carbon tetrachloride	160	U	146	177	91.2	110	1	10.0-145			19.0	37
Chlorobenzene	160	U	113	142	70.7	88.8	1	10.0-152			22.7	39
Chlorodibromomethane	160	U	103	131	64.6	81.6	1	10.0-146			23.3	37
Chloroethane	160	U	70.9	85.4	44.3	53.4	1	10.0-146			18.5	40
Chloroform	160	U	121	150	75.8	93.6	1	10.0-146			21.1	37
Chloromethane	160	U	151	187	94.4	117	1	10.0-159			21.2	37
2-Chlorotoluene	160	U	136	174	84.8	109	1	10.0-159			24.8	38
4-Chlorotoluene	160	U	146	182	91.2	114	1	10.0-155			21.9	39
1,2-Dibromo-3-Chloropropane	160	U	103	138	64.5	86.4	1	10.0-151			29.1	39
1,2-Dibromoethane	160	U	96.3	118	60.2	74.0	1	10.0-148			20.6	34
Dibromomethane	160	U	105	129	65.5	80.8	1	10.0-147			20.9	35
1,2-Dichlorobenzene	160	U	125	160	78.0	100	1	10.0-155			24.7	37
1,3-Dichlorobenzene	160	U	137	173	85.6	108	1	10.0-153			23.1	38
1,4-Dichlorobenzene	160	U	122	158	76.3	98.4	1	10.0-151			25.3	38
Dichlorodifluoromethane	160	U	160	202	100	126	1	10.0-160			23.3	35

1 Cp

2 Tc

3 Ss

4 Cn

5 Sr

6 Qc

7 Gl

8 Al

9 Sc

L1853258-01 Original Sample (OS) • Matrix Spike (MS) • Matrix Spike Duplicate (MSD)

(OS) L1853258-01 04/30/25 16:23 • (MS) R4207816-3 04/30/25 18:51 • (MSD) R4207816-4 04/30/25 19:11

Analyte	Spike Amount (dry) ug/kg	Original Result (dry) ug/kg	MS Result (dry) ug/kg	MSD Result (dry) ug/kg	MS Rec. %	MSD Rec. %	Dilution	Rec. Limits %	MS Qualifier	MSD Qualifier	RPD %	RPD Limits %
1,1-Dichloroethane	160	U	122	155	76.1	96.8	1	10.0-147			24.0	37
1,2-Dichloroethane	160	U	114	143	71.5	89.6	1	10.0-148			22.4	35
1,1-Dichloroethene	160	U	131	164	81.6	102	1	10.0-155			22.6	37
cis-1,2-Dichloroethene	160	U	110	140	68.7	87.2	1	10.0-149			23.7	37
trans-1,2-Dichloroethene	160	U	118	142	73.7	88.8	1	10.0-150			18.6	37
1,2-Dichloropropane	160	U	126	143	79.0	89.6	1	10.0-148			12.6	37
1,1-Dichloropropene	160	U	136	170	84.8	106	1	10.0-153			22.6	35
1,3-Dichloropropane	160	U	108	136	67.4	84.8	1	10.0-154			22.8	35
cis-1,3-Dichloropropene	160	U	120	151	74.9	94.4	1	10.0-151			23.1	37
trans-1,3-Dichloropropene	160	U	122	150	76.5	93.6	1	10.0-148			20.1	37
2,2-Dichloropropane	160	U	147	173	92.0	108	1	10.0-138			16.0	36
Di-isopropyl ether	160	U	126	155	78.6	96.8	1	10.0-147			20.8	36
Hexachloro-1,3-butadiene	160	U	181	232	113	145	1	10.0-160			24.8	40
Isopropylbenzene	160	U	121	151	75.8	94.4	1	10.0-155			21.9	38
p-Isopropyltoluene	160	U	134	169	84.0	106	1	10.0-160			22.8	40
2-Butanone (MEK)	800	U	540	608	67.5	76.0	1	10.0-160			11.8	40
Methylene Chloride	160	U	116	145	72.4	90.4	1	10.0-141			22.1	37
4-Methyl-2-pentanone (MIBK)	800	U	561	670	70.1	83.7	1	10.0-160			17.7	35
Methyl tert-butyl ether	160	U	110	138	68.6	86.4	1	11.0-147			23.0	35
n-Propylbenzene	160	U	142	181	88.8	113	1	10.0-158			23.8	38
Styrene	160	U	110	143	68.9	89.6	1	10.0-160			26.1	40
1,1,1,2-Tetrachloroethane	160	U	118	146	73.6	91.2	1	10.0-149			21.4	39
1,1,2,2-Tetrachloroethane	160	U	98.2	119	61.4	74.6	1	10.0-160			19.5	35
1,1,2-Trichlorotrifluoroethane	160	U	137	172	85.6	107	1	10.0-160			22.4	36
Tetrachloroethene	160	U	142	172	88.8	107	1	10.0-156			18.8	39
1,2,3-Trichlorobenzene	160	U	132	178	82.4	111	1	10.0-160			29.8	40
1,2,4-Trichlorobenzene	160	U	136	174	84.8	109	1	10.0-160			24.8	40
1,1,1-Trichloroethane	160	U	140	168	87.2	105	1	10.0-144			18.3	35
1,1,2-Trichloroethane	160	U	98.1	122	61.3	76.3	1	10.0-160			21.9	35
Trichloroethene	160	U	131	158	81.6	98.4	1	10.0-156			18.7	38
Trichlorofluoromethane	160	U	77.6	92.2	48.5	57.6	1	10.0-160			17.2	40
1,2,3-Trichloropropane	160	U	110	142	68.8	88.8	1	10.0-156			25.4	35
1,2,3-Trimethylbenzene	160	U	133	166	83.2	104	1	10.0-160			22.2	36
Vinyl chloride	160	U	115	136	72.0	84.8	1	10.0-160			16.3	37
(S) Toluene-d8					98.4	97.4		75.0-131				
(S) 4-Bromofluorobenzene					96.9	97.3		67.0-138				
(S) 1,2-Dichloroethane-d4					111	106		70.0-130				

1 Cp

2 Tc

3 Ss

4 Cn

5 Sr

6 Qc

7 Gl

8 Al

9 Sc

Method Blank (MB)

(MB) R4207988-2 05/01/25 00:03

Analyte	MB Result ug/kg	MB Qualifier	MB MDL ug/kg	MB RDL ug/kg
Acenaphthylene	U		4.69	33.3
Benzidine	U		62.6	1670
Benzo(g,h,i)perylene	U		6.09	33.3
Bis(2-chlorethoxy)methane	U		10.0	333
Bis(2-chloroethyl)ether	U		11.0	333
2,2-Oxybis(1-Chloropropane)	U		14.4	333
4-Bromophenyl-phenylether	U		11.7	333
2-Chloronaphthalene	U		5.85	33.3
4-Chlorophenyl-phenylether	U		11.6	333
1,2-Dichlorobenzene	U		9.87	333
1,3-Dichlorobenzene	U		10.1	333
1,4-Dichlorobenzene	U		9.91	333
3,3-Dichlorobenzidine	U		12.3	333
2,4-Dinitrotoluene	U		9.55	333
2,6-Dinitrotoluene	U		10.9	333
Hexachlorobenzene	U		11.8	333
Hexachloro-1,3-butadiene	U		11.2	333
Hexachlorocyclopentadiene	U		17.5	333
Hexachloroethane	U		13.1	333
Isophorone	U		10.2	333
Nitrobenzene	U		11.6	333
n-Nitrosodimethylamine	U		49.4	333
n-Nitrosodiphenylamine	U		25.2	333
n-Nitrosodi-n-propylamine	U		11.1	333
Phenanthrene	7.38	U	6.61	33.3
Benzylbutyl phthalate	U		10.4	333
Bis(2-ethylhexyl)phthalate	U		42.2	333
Di-n-butyl phthalate	U		11.4	333
Diethyl phthalate	U		11.0	333
Dimethyl phthalate	U		70.6	333
Di-n-octyl phthalate	U		22.5	333
1,2,4-Trichlorobenzene	U		10.4	333
4-Chloro-3-methylphenol	U		10.8	333
2-Chlorophenol	U		11.0	333
2,4-Dichlorophenol	U		9.70	333
2,4-Dimethylphenol	U		8.70	333
4,6-Dinitro-2-methylphenol	U		75.5	333
2,4-Dinitrophenol	U		77.9	333
2-Nitrophenol	U		11.9	333
4-Nitrophenol	U		10.4	333

¹Cp

²Tc

³Ss

⁴Cn

⁵Sr

⁶Qc

⁷Gl

⁸Al

⁹Sc

Method Blank (MB)

(MB) R4207988-2 05/01/25 00:03

Analyte	MB Result	MB Qualifier	MB MDL	MB RDL
	ug/kg		ug/kg	ug/kg
Pentachlorophenol	U		8.96	333
Phenol	U		13.4	333
2,4,6-Trichlorophenol	U		10.7	333
(S) 2-Fluorophenol	71.9			12.0-120
(S) Phenol-d5	61.9			10.0-120
(S) Nitrobenzene-d5	62.8			10.0-122
(S) 2-Fluorobiphenyl	72.1			15.0-120
(S) 2,4,6-Tribromophenol	68.3			10.0-127
(S) p-Terphenyl-d14	77.8			10.0-120

Laboratory Control Sample (LCS)

(LCS) R4207988-1 04/30/25 23:43

Analyte	Spike Amount	LCS Result	LCS Rec.	Rec. Limits	LCS Qualifier
	ug/kg	ug/kg	%	%	
Acenaphthylene	666	656	98.5	40.0-120	
Benzidine	1330	412	31.0	10.0-120	J
Benzo(g,h,i)perylene	666	603	90.5	43.0-120	
Bis(2-chloroethoxy)methane	666	378	56.8	20.0-120	
Bis(2-chloroethyl)ether	666	406	61.0	16.0-120	
2,2-Oxybis(1-Chloropropane)	666	384	57.7	23.0-120	
4-Bromophenyl-phenylether	666	707	106	40.0-120	
2-Chloronaphthalene	666	546	82.0	35.0-120	
4-Chlorophenyl-phenylether	666	650	97.6	40.0-120	
1,2-Dichlorobenzene	666	490	73.6	32.0-120	
1,3-Dichlorobenzene	666	492	73.9	30.0-120	
1,4-Dichlorobenzene	666	518	77.8	31.0-120	
3,3-Dichlorobenzidine	1330	1220	91.7	28.0-120	
2,4-Dinitrotoluene	666	612	91.9	45.0-120	
2,6-Dinitrotoluene	666	601	90.2	42.0-120	
Hexachlorobenzene	666	588	88.3	39.0-120	
Hexachloro-1,3-butadiene	666	466	70.0	15.0-120	
Hexachlorocyclopentadiene	666	373	56.0	15.0-120	
Hexachloroethane	666	486	73.0	17.0-120	
Isophorone	666	408	61.3	23.0-120	
Nitrobenzene	666	392	58.9	17.0-120	
n-Nitrosodimethylamine	666	445	66.8	10.0-125	
n-Nitrosodiphenylamine	666	605	90.8	40.0-120	
n-Nitrosodi-n-propylamine	666	487	73.1	26.0-120	

1 Cp

2 Tc

3 Ss

4 Cn

5 Sr

6 Qc

7 Gl

8 Al

9 Sc

Laboratory Control Sample (LCS)

(LCS) R4207988-1 04/30/25 23:43

Analyte	Spike Amount ug/kg	LCS Result ug/kg	LCS Rec. %	Rec. Limits %	<u>LCS Qualifier</u>
Phenanthrene	666	587	88.1	42.0-120	
Benzylbutyl phthalate	666	665	99.8	40.0-120	
Bis(2-ethylhexyl)phthalate	666	668	100	41.0-120	
Di-n-butyl phthalate	666	624	93.7	43.0-120	
Diethyl phthalate	666	670	101	43.0-120	
Dimethyl phthalate	666	644	96.7	43.0-120	
Di-n-octyl phthalate	666	678	102	40.0-120	
1,2,4-Trichlorobenzene	666	481	72.2	17.0-120	
4-Chloro-3-methylphenol	666	501	75.2	28.0-120	
2-Chlorophenol	666	498	74.8	28.0-120	
2,4-Dichlorophenol	666	533	80.0	25.0-120	
2,4-Dimethylphenol	666	456	68.5	15.0-120	
4,6-Dinitro-2-methylphenol	666	494	74.2	16.0-120	
2,4-Dinitrophenol	666	353	53.0	10.0-120	
2-Nitrophenol	666	498	74.8	20.0-120	
4-Nitrophenol	666	537	80.6	27.0-120	
Pentachlorophenol	666	438	65.8	29.0-120	
Phenol	666	498	74.8	28.0-120	
2,4,6-Trichlorophenol	666	574	86.2	37.0-120	
(S) 2-Fluorophenol			93.4	12.0-120	
(S) Phenol-d5			80.5	10.0-120	
(S) Nitrobenzene-d5			56.2	10.0-122	
(S) 2-Fluorobiphenyl			87.7	15.0-120	
(S) 2,4,6-Tribromophenol			94.9	10.0-127	
(S) p-Terphenyl-d14			97.9	10.0-120	

¹Cp

²Tc

³Ss

⁴Cn

⁵Sr

⁶Qc

⁷Gl

⁸Al

⁹Sc

L1853258-01 Original Sample (OS) • Matrix Spike (MS) • Matrix Spike Duplicate (MSD)

(OS) L1853258-01 05/01/25 04:34 • (MS) R4207988-3 05/01/25 04:55 • (MSD) R4207988-4 05/01/25 05:16

Analyte	Spike Amount (dry) ug/kg	Original Result (dry) ug/kg	MS Result (dry) ug/kg	MSD Result (dry) ug/kg	MS Rec. %	MSD Rec. %	Dilution	Rec. Limits %	<u>MS Qualifier</u>	<u>MSD Qualifier</u>	RPD %	RPD Limits %
Acenaphthylene	755	U	529	579	70.1	76.5	2	25.0-120			9.05	32
Benzidine	1510	U	291	271	19.3	17.9	2	10.0-120	↓	↓	6.90	40
Benzo(g,h,i)perylene	755	U	438	463	58.0	61.1	2	10.0-120			5.57	33
Bis(2-chlorethoxy)methane	755	U	352	384	46.7	50.8	2	10.0-120	↓	↓	8.67	34
Bis(2-chloroethyl)ether	755	U	319	358	42.3	47.3	2	10.0-120	↓	↓	11.4	40
2,2-Oxybis(1-Chloropropane)	755	U	291	356	38.5	47.0	2	10.0-120	↓	↓	20.1	40
4-Bromophenyl-phenylether	755	U	536	610	71.0	80.6	2	27.0-120	↓	↓	12.9	30
2-Chloronaphthalene	755	U	449	488	59.5	64.5	2	20.0-120			8.27	32

L1853258-01 Original Sample (OS) • Matrix Spike (MS) • Matrix Spike Duplicate (MSD)

(OS) L1853258-01 05/01/25 04:34 • (MS) R4207988-3 05/01/25 04:55 • (MSD) R4207988-4 05/01/25 05:16

Analyte	Spike Amount (dry) ug/kg	Original Result (dry) ug/kg	MS Result (dry) ug/kg	MSD Result (dry) ug/kg	MS Rec. %	MSD Rec. %	Dilution	Rec. Limits %	MS Qualifier	MSD Qualifier	RPD %	RPD Limits %
4-Chlorophenyl-phenylether	755	U	510	551	67.5	72.7	2	24.0-120	J	J	7.74	29
1,2-Dichlorobenzene	755	U	400	445	53.0	58.7	2	10.0-120	J	J	10.5	38
1,3-Dichlorobenzene	755	U	379	449	50.2	59.3	2	10.0-120	J	J	17.1	40
1,4-Dichlorobenzene	755	U	392	460	52.0	60.7	2	10.0-120	J	J	15.8	39
3,3-Dichlorobenzidine	1510	U	730	764	48.5	50.4	2	10.0-120	J	J	4.58	34
2,4-Dinitrotoluene	755	U	511	550	67.7	72.6	2	30.0-120	J	J	7.31	31
2,6-Dinitrotoluene	755	U	513	522	68.0	69.0	2	25.0-120	J	J	1.76	31
Hexachlorobenzene	755	U	486	537	64.4	70.9	2	27.0-120	J	J	10.0	28
Hexachloro-1,3-butadiene	755	U	434	455	57.6	60.1	2	10.0-120	J	J	4.62	38
Hexachlorocyclopentadiene	755	U	U	U	4.41	2.89	2	10.0-120	J J6	J J3 J6	41.3	40
Hexachloroethane	755	U	250	307	33.1	40.5	2	10.0-120	J	J	20.5	40
Isophorone	755	U	369	417	48.9	55.1	2	13.0-120	J	J	12.2	34
Nitrobenzene	755	U	387	413	51.2	54.5	2	10.0-120	J	J	6.56	36
n-Nitrosodimethylamine	755	U	360	371	47.7	48.9	2	10.0-127	J	J	2.81	40
n-Nitrosodiphenylamine	755	U	478	548	63.3	72.4	2	17.0-120	J	J	13.8	29
n-Nitrosodi-n-propylamine	755	U	372	446	49.2	58.9	2	10.0-120	J	J	18.1	37
Phenanthrene	755	U	447	511	59.2	67.5	2	17.0-120	J	J	13.3	31
Benzylbutyl phthalate	755	U	545	605	72.2	80.0	2	23.0-120	J	J	10.5	30
Bis(2-ethylhexyl)phthalate	755	U	543	634	71.9	83.7	2	17.0-126	J	J	15.5	30
Di-n-butyl phthalate	755	U	507	578	67.2	76.4	2	30.0-120	J	J	13.0	29
Diethyl phthalate	755	U	542	617	71.8	81.5	2	26.0-120	J	J	13.0	28
Dimethyl phthalate	755	U	521	587	69.0	77.6	2	25.0-120	J	J	11.9	29
Di-n-octyl phthalate	755	U	677	758	89.7	100	2	21.0-123	J	J	11.3	29
1,2,4-Trichlorobenzene	755	U	447	475	59.2	62.8	2	12.0-120	J	J	6.18	37
4-Chloro-3-methylphenol	755	U	499	537	66.2	70.9	2	15.0-120	J	J	7.26	30
2-Chlorophenol	755	U	390	450	51.7	59.5	2	15.0-120	J	J	14.4	37
2,4-Dichlorophenol	755	U	475	526	63.0	69.4	2	20.0-120	J	J	10.0	31
2,4-Dimethylphenol	755	U	406	469	53.8	61.9	2	10.0-120	J	J	14.3	33
4,6-Dinitro-2-methylphenol	755	U	265	299	35.0	39.5	2	10.0-120	J	J	12.1	39
2,4-Dinitrophenol	755	U	355	334	47.0	44.1	2	10.0-121	J	J	5.96	40
2-Nitrophenol	755	U	450	448	59.7	59.2	2	12.0-120	J	J	0.508	39
4-Nitrophenol	755	U	471	513	62.4	67.8	2	10.0-137	J	J	8.57	32
Pentachlorophenol	755	U	477	548	63.1	72.4	2	10.0-160	J	J	14.0	31
Phenol	755	U	348	425	46.1	56.2	2	12.0-120	J	J	20.1	38
2,4,6-Trichlorophenol	755	U	504	551	66.8	72.7	2	19.0-120	J	J	8.86	32
(S) 2-Fluorophenol					63.2	73.2		12.0-120				
(S) Phenol-d5					53.6	62.3		10.0-120				
(S) Nitrobenzene-d5					47.4	54.5		10.0-122				
(S) 2-Fluorobiphenyl					63.4	68.1		15.0-120				

- 1 Cp
- 2 Tc
- 3 Ss
- 4 Cn
- 5 Sr
- 6 Qc
- 7 Gl
- 8 Al
- 9 Sc

L1853258-01 Original Sample (OS) • Matrix Spike (MS) • Matrix Spike Duplicate (MSD)

(OS) L1853258-01 05/01/25 04:34 • (MS) R4207988-3 05/01/25 04:55 • (MSD) R4207988-4 05/01/25 05:16

Analyte	Spike Amount (dry) ug/kg	Original Result (dry) ug/kg	MS Result (dry) ug/kg	MSD Result (dry) ug/kg	MS Rec. %	MSD Rec. %	Dilution	Rec. Limits %	MS Qualifier	MSD Qualifier	RPD %	RPD Limits %
(S) 2,4,6-Tribromophenol					71.9	77.4		10.0-127				
(S) p-Terphenyl-d14					70.7	78.6		10.0-120				

Sample Narrative:

OS: Dilution due to matrix impact during extraction procedure

- 1 Cp
- 2 Tc
- 3 Ss
- 4 Cn
- 5 Sr
- 6 Qc
- 7 Gl
- 8 Al
- 9 Sc

GLOSSARY OF TERMS

Guide to Reading and Understanding Your Laboratory Report

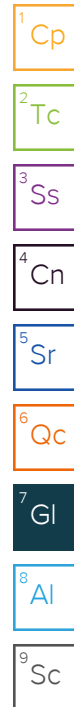
The information below is designed to better explain the various terms used in your report of analytical results from the Laboratory. This is not intended as a comprehensive explanation, and if you have additional questions please contact your project representative.

Results Disclaimer - Information that may be provided by the customer, and contained within this report, include Permit Limits, Project Name, Sample ID, Sample Matrix, Sample Preservation, Field Blanks, Field Spikes, Field Duplicates, On-Site Data, Sampling Collection Dates/Times, and Sampling Location. Results relate to the accuracy of this information provided, and as the samples are received.

Abbreviations and Definitions

(dry)	Results are reported based on the dry weight of the sample. [this will only be present on a dry report basis for soils].
MDL	Method Detection Limit.
MDL (dry)	Method Detection Limit.
RDL	Reported Detection Limit.
RDL (dry)	Reported Detection Limit.
Rec.	Recovery.
RPD	Relative Percent Difference.
SDG	Sample Delivery Group.
(S)	Surrogate (Surrogate Standard) - Analytes added to every blank, sample, Laboratory Control Sample/Duplicate and Matrix Spike/Duplicate; used to evaluate analytical efficiency by measuring recovery. Surrogates are not expected to be detected in all environmental media.
U	Not detected at the Reporting Limit (or MDL where applicable).
Analyte	The name of the particular compound or analysis performed. Some Analyses and Methods will have multiple analytes reported.
Dilution	If the sample matrix contains an interfering material, the sample preparation volume or weight values differ from the standard, or if concentrations of analytes in the sample are higher than the highest limit of concentration that the laboratory can accurately report, the sample may be diluted for analysis. If a value different than 1 is used in this field, the result reported has already been corrected for this factor.
Limits	These are the target % recovery ranges or % difference value that the laboratory has historically determined as normal for the method and analyte being reported. Successful QC Sample analysis will target all analytes recovered or duplicated within these ranges.
Original Sample	The non-spiked sample in the prep batch used to determine the Relative Percent Difference (RPD) from a quality control sample. The Original Sample may not be included within the reported SDG.
Qualifier	This column provides a letter and/or number designation that corresponds to additional information concerning the result reported. If a Qualifier is present, a definition per Qualifier is provided within the Glossary and Definitions page and potentially a discussion of possible implications of the Qualifier in the Case Narrative if applicable.
Result	The actual analytical final result (corrected for any sample specific characteristics) reported for your sample. If there was no measurable result returned for a specific analyte, the result in this column may state "ND" (Not Detected) or "BDL" (Below Detectable Levels). The information in the results column should always be accompanied by either an MDL (Method Detection Limit) or RDL (Reporting Detection Limit) that defines the lowest value that the laboratory could detect or report for this analyte.
Uncertainty (Radiochemistry)	Confidence level of 2 sigma.
Case Narrative (Cn)	A brief discussion about the included sample results, including a discussion of any non-conformances to protocol observed either at sample receipt by the laboratory from the field or during the analytical process. If present, there will be a section in the Case Narrative to discuss the meaning of any data qualifiers used in the report.
Quality Control Summary (Qc)	This section of the report includes the results of the laboratory quality control analyses required by procedure or analytical methods to assist in evaluating the validity of the results reported for your samples. These analyses are not being performed on your samples typically, but on laboratory generated material.
Sample Chain of Custody (Sc)	This is the document created in the field when your samples were initially collected. This is used to verify the time and date of collection, the person collecting the samples, and the analyses that the laboratory is requested to perform. This chain of custody also documents all persons (excluding commercial shippers) that have had control or possession of the samples from the time of collection until delivery to the laboratory for analysis.
Sample Results (Sr)	This section of your report will provide the results of all testing performed on your samples. These results are provided by sample ID and are separated by the analyses performed on each sample. The header line of each analysis section for each sample will provide the name and method number for the analysis reported.
Sample Summary (Ss)	This section of the Analytical Report defines the specific analyses performed for each sample ID, including the dates and times of preparation and/or analysis.

Qualifier	Description
B	The same analyte is found in the associated blank.
C3	The reported concentration is an estimate. The continuing calibration standard associated with this data responded low. Method sensitivity check is acceptable.
J	The identification of the analyte is acceptable; the reported value is an estimate.
J3	The associated batch QC was outside the established quality control range for precision.
J4	The associated batch QC was outside the established quality control range for accuracy.
J5	The sample matrix interfered with the ability to make any accurate determination; spike value is high.
J6	The sample matrix interfered with the ability to make any accurate determination; spike value is low.
V	The sample concentration is too high to evaluate accurate spike recoveries.



ACCREDITATIONS & LOCATIONS

Pace Analytical National 12065 Lebanon Rd Mount Juliet, TN 37122

Alabama	40660	Nebraska	NE-OS-15-05
Alaska	17-026	Nevada	TN000032021-1
Arizona	AZ0612	New Hampshire	2975
Arkansas	88-0469	New Jersey–NELAP	TN002
California	2932	New Mexico ¹	TN00003
Colorado	TN00003	New York	11742
Connecticut	PH-0197	North Carolina	Env375
Florida	E87487	North Carolina ¹	DW21704
Georgia	NELAP	North Carolina ³	41
Georgia ¹	923	North Dakota	R-140
Idaho	TN00003	Ohio–VAP	CL0069
Illinois	200008	Oklahoma	9915
Indiana	C-TN-01	Oregon	TN200002
Iowa	364	Pennsylvania	68-02979
Kansas	E-10277	Rhode Island	LA000356
Kentucky ^{1,6}	KY90010	South Carolina	84004002
Kentucky ²	16	South Dakota	n/a
Louisiana	AI30792	Tennessee ^{1,4}	2006
Louisiana	LA018	Texas	T104704245-20-18
Maine	TN00003	Texas ⁵	LAB0152
Maryland	324	Utah	TN000032021-11
Massachusetts	M-TN003	Vermont	VT2006
Michigan	9958	Virginia	110033
Minnesota	047-999-395	Washington	C847
Mississippi	TN00003	West Virginia	233
Missouri	340	Wisconsin	998093910
Montana	CERT0086	Wyoming	A2LA
A2LA – ISO 17025	1461.01	AIHA-LAP,LLC EMLAP	100789
A2LA – ISO 17025 ⁵	1461.02	DOD	1461.01
Canada	1461.01	USDA	P330-15-00234
EPA–Crypto	TN00003		

¹ Drinking Water ² Underground Storage Tanks ³ Aquatic Toxicity ⁴ Chemical/Microbiological ⁵ Mold ⁶ Wastewater n/a Accreditation not applicable

* Not all certifications held by the laboratory are applicable to the results reported in the attached report.

* Accreditation is only applicable to the test methods specified on each scope of accreditation held by Pace Analytical.



L1853 266

Pace® Location Requested (City/State): **CHAIN-OF-CUSTODY Analytical Request Document**
Pace National, 12065 Lebanon Road, Mt. Juliet, TN 37122 Chain-of-Custody is a LEGAL DOCUMENT - Complete all relevant fields

Company Name: CTEH, LLC
Street Address: **5120 North Shore Drive, North Little Rock, AR 72118**
Customer Project #: PROJ-054017
Project Name: **Bishop LOC**
Site Collection Info/Facility ID (as applicable): **Galeton, CO**
Time Zone Collected: [] AK [] PT [X] MT [] CT [] ET
County / State origin of sample(s): CO

Contact/Report To: Lab Results, Kyle Lawrence, Tami McMullin, Andy Henault, Eric Catlin, Madelyn Klinkerman
Phone #: _____
E-MAIL: labresults@cteh.com; kylenlawrence@cteh.com; tmcsmullin@cteh.com; ahenault@cteh.com
GC Email: **ecatlin@cteh.com; mlinkerman@cteh.com**
Invoice to: CTEH
Invoice E-mail: **ctehap@montrose-env.com**
Purchase Order #: (if applicable): _____
Quote #: _____

Data Deliverables: [X] Level II [] Level III [] Level IV [] EQUIS [] Other _____
Regulatory Program (DW, RCRA, etc.) as applicable: _____ Reportable [] Yes [] No
Rush (Pre-approval required): [] Same Day [] 1 Day [] 2 Day [] 3 Day Other **ASAP**
DW PWSID # or WW Permit # as applicable: _____
Field Filtered (if applicable): [] Yes [] No
Analysis: Yes _____ No _____

* Matrix Codes (Insert in Matrix box below): Drinking Water (DW), Ground Water (GW), Wastewater (WW), Product (P), Soil/Solid (SS), Oil (OL), Wipe (WP), Tissue (TS), Bioassay (B), Vapor (V), Surface Water (SW), Sediment (SED), Sludge (SL), Caulk (CK), Leachate (LL), Biosolid (BS), Other (OT)

Customer Sample ID	Matrix *	Comp / Grab	Composite Start		Collected or Composite End		# Cont.	Residual Chlorine	
			Date	Time	Date	Time		Result	Units
GACO0429T175-1S001	SS	G	-	-	4/29/2025	0920	3	-	-
MS									

LAB USE ONLY - Affix Marked Receipt to this Label Here

Sample Receipt Checklist **total 3**

COC Seal Present/Intact: **X** Y N NP If Applicable
COC Signed/Accurate: **X** Y N VOA Zero Headspace: Y N
Bottles arrive intact: **X** Y N Pres. Correct/Check: Y N
Correct bottles used: **X** Y N
Sufficient volume sent: **X** Y N Condition: NCF **XOK**
RA Screen <0.5 mR/hr: **X** Y N

Identify Container Preservative Type***

8 oz	8 oz	8 oz	8 oz	6
1	1	1	1	4

Analysis Requested

Proj. Mgr: **546-Jared Starkey**
AcctNum / Client ID: **CTEHER**
Table #: _____
Profile / Template: **T271979**
Prelag / Bottle Ord. ID: _____

VOCs 8260D	SVOCs 8270E: Metals 6010D	Total N/TKN+N/NH3 EPA 351.2/9056A	TOC Walkley Black	VOCs 8260D
X	X	X	X	-
MS				

Additional Instructions from Pace®:
VOCs - full list minus BTEX, 1,2,4-TMB, 1,3,5-TMB; SVOCs - full list minus PAHs, 1-methylnaphthalene, 2-methylnaphthalene; Metals - TAL minus RCRA, Cu, Ni, Zn

Collected By: **M. BECK**
Printed Name Signature **M. Beck**

Relinquished by/Company: (Signature) **M. Beck** / CTEH
Date/Time: **4/29/25 / 1800**

Received by/Company: (Signature) **PACE**
Date/Time: _____

Customer Remarks / Special Conditions / Possible Hazards: _____

Coolers: **2** # Freezers: **0** Correction Factors (°C): **0.9** Dew Temp. (°C): **10** Corrected Temp. (°C): **20** High Ice: **X**

Tracking Number: _____
Delivered by: [] In-Person [] Courier [] FedEx [] UPS [] Other

Page: **1** of **1**