

CTEH - ER

Sample Delivery Group: L1861406
Samples Received: 05/21/2025
Project Number: PROJ-054017
Description: Bishop Loss of Containment Incident

Report To: CTEH
5120 North Shore Drive
North Little Rock, AR 72118

Entire Report Reviewed By:



Jared Starkey
Project Manager

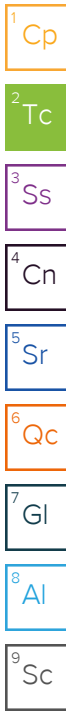
Results relate only to the items tested or calibrated and are reported as rounded values. This test report shall not be reproduced, except in full, without written approval of the laboratory. Where applicable, sampling conducted by Pace Analytical National is performed per guidance provided in laboratory standard operating procedures ENV-SOP-MTJL-0067 and ENV-SOP-MTJL-0068. Where sampling conducted by the customer, results relate to the accuracy of the information provided, and as the samples are received.

Pace Analytical National

12065 Lebanon Rd Mount Juliet, TN 37122 615-758-5858 800-767-5859 mydata.pacelabs.com

TABLE OF CONTENTS

Cp: Cover Page	1
Tc: Table of Contents	2
Ss: Sample Summary	3
Cn: Case Narrative	4
Sr: Sample Results	6
GACO0520T166S001 L1861406-01	6
GACO0520T166T001 L1861406-02	9
Qc: Quality Control Summary	11
Total Solids by Method 2540 G-2011	11
Wet Chemistry by Method 350.1	12
Wet Chemistry by Method 4500NOrg D-2021	13
Wet Chemistry by Method 9056A	15
Wet Chemistry by Method WALKLEY-BLACK	16
Metals (ICP) by Method 6010D	17
Volatile Organic Compounds (GC/MS) by Method 8260D	19
Semi Volatile Organic Compounds (GC/MS) by Method 8270E	29
Gl: Glossary of Terms	34
Al: Accreditations & Locations	35
Sc: Sample Chain of Custody	36



SAMPLE SUMMARY

GACO0520T166S001 L1861406-01

Collected by: Jonathan Aiker
 Collected date/time: 05/20/25 16:50
 Received date/time: 05/21/25 15:25

Method	Batch	Dilution	Preparation date/time	Analysis date/time	Analyst	Location
Calculated Results	WG2520662	1	05/21/25 22:14	05/24/25 11:29	AEC	Mt. Juliet, TN
Total Solids by Method 2540 G-2011	WG2520537	1	05/21/25 16:58	05/21/25 17:20	KDW	Mt. Juliet, TN
Wet Chemistry by Method 350.1	WG2520726	1	05/22/25 11:59	05/22/25 19:19	RTW	Mt. Juliet, TN
Wet Chemistry by Method 4500NOrg D-2021	WG2524992	5	05/30/25 20:59	05/31/25 22:00	CAT	Mt. Juliet, TN
Wet Chemistry by Method 9056A	WG2520662	1	05/21/25 22:14	05/22/25 05:24	ZSA	Mt. Juliet, TN
Wet Chemistry by Method WALKLEY-BLACK	WG2520661	10	05/21/25 19:26	05/22/25 23:17	JAR	Mt. Juliet, TN
Metals (ICP) by Method 6010D	WG2520679	1	05/21/25 21:17	05/22/25 00:31	JTM	Mt. Juliet, TN
Volatile Organic Compounds (GC/MS) by Method 8260D	WG2520684	1	05/21/25 17:50	05/22/25 03:20	AV	Mt. Juliet, TN
Semi Volatile Organic Compounds (GC/MS) by Method 8270E	WG2520660	1	05/21/25 19:31	05/22/25 02:11	LS	Mt. Juliet, TN

- 1
Cp
- 2
Tc
- 3
Ss
- 4
Cn
- 5
Sr
- 6
Qc
- 7
Gl
- 8
Al
- 9
Sc

GACO0520T166T001 L1861406-02

Collected by: Jonathan Aiker
 Collected date/time: 05/20/25 07:00
 Received date/time: 05/21/25 15:25

Method	Batch	Dilution	Preparation date/time	Analysis date/time	Analyst	Location
Volatile Organic Compounds (GC/MS) by Method 8260D	WG2520701	1	05/21/25 22:22	05/21/25 22:22	ADM	Mt. Juliet, TN

CASE NARRATIVE

Unless qualified or notated within the narrative below, all sample aliquots were received at the correct temperature, in the proper containers, with the appropriate preservatives, and within method specified holding times. Where applicable, all MDL (LOD) and RDL (LOQ) values reported for environmental samples have been corrected for the dilution factor used in the analysis. All Method and Batch Quality Control are within established criteria except where addressed in this case narrative, a non-conformance form or properly qualified within the sample results. By my digital signature below, I affirm to the best of my knowledge, all problems/anomalies observed by the laboratory as having the potential to affect the quality of the data have been identified by the laboratory, and no information or data have been knowingly withheld that would affect the quality of the data.



Jared Starkey
Project Manager



Wet Chemistry by Method 4500NOrg D-2021

The sample concentration is too high to evaluate accurate spike recoveries.

Batch	Lab Sample ID	Analytes
WG2524992	(MS) R4223579-20	Kjeldahl Nitrogen, TKN

The sample matrix interfered with the ability to make any accurate determination; spike value is low.

Batch	Lab Sample ID	Analytes
WG2524992	(MS) R4223579-5, (MSD) R4223579-7	Kjeldahl Nitrogen, TKN

Metals (ICP) by Method 6010D

The sample concentration is too high to evaluate accurate spike recoveries.

Batch	Lab Sample ID	Analytes
WG2520679	(MS) R4218478-5, (MSD) R4218478-6	Aluminum, Calcium and Iron

The sample matrix interfered with the ability to make any accurate determination; spike value is low.

Batch	Lab Sample ID	Analytes
WG2520679	(MS) R4218478-5, (MSD) R4218478-6	Magnesium, Manganese, Potassium and Thallium

Volatile Organic Compounds (GC/MS) by Method 8260D

The analyte concentration exceeds the upper limit of the calibration range of the instrument established by the initial calibration (ICAL).

Batch	Lab Sample ID	Analytes
WG2520701	(MS) R4218536-4	Benzene
WG2520701	(MSD) R4218536-5	Benzene

The reported concentration is an estimate. The continuing calibration standard associated with this data responded low. Method sensitivity check is acceptable.

Batch	Lab Sample ID	Analytes
WG2520701	L1861406-02	Naphthalene

The associated batch QC was outside the established quality control range for precision.

Batch	Lab Sample ID	Analytes
WG2520684	(LCSD) R4218618-2, L1861406-01	2-Butanone (MEK), Acetone and Bromomethane

CASE NARRATIVE

Volatile Organic Compounds (GC/MS) by Method 8260D

The sample matrix interfered with the ability to make any accurate determination; spike value is high.

Batch	Lab Sample ID	Analytes
WG2520701	(MS) R4218536-4, (MSD) R4218536-5	Acrolein and Chloromethane

The sample concentration is too high to evaluate accurate spike recoveries.

Batch	Lab Sample ID	Analytes
WG2520701	(MS) R4218536-4, (MSD) R4218536-5	Benzene, Ethylbenzene, Toluene and Xylenes, Total

Semi Volatile Organic Compounds (GC/MS) by Method 8270E

The reported concentration is an estimate. The continuing calibration standard associated with this data responded low. Method sensitivity check is acceptable.

Batch	Lab Sample ID	Analytes
WG2520660	L1861406-01	Hexachlorocyclopentadiene and Pentachlorophenol

The initial calibration verification standard (SSCV) associated with this data responded high.

Batch	Lab Sample ID	Analytes
WG2520660	L1861406-01	Hexachlorocyclopentadiene

The sample matrix interfered with the ability to make any accurate determination; spike value is low.

Batch	Lab Sample ID	Analytes
WG2520660	(MS) R4218552-3, (MSD) R4218552-4	Hexachlorocyclopentadiene

1 Cp

2 Tc

3 Ss

4 Cn

5 Sr

6 Qc

7 Gl

8 Al

9 Sc

Calculated Results

Analyte	Result (dry) ug/kg	Qualifier	RDL (dry) ug/kg	Dilution	Analysis date / time	Batch
Total Nitrogen	1440000		23100	1	05/24/2025 11:29	WG2520662

Total Solids by Method 2540 G-2011

Analyte	Result %	Qualifier	Dilution	Analysis date / time	Batch
Total Solids	86.5		1	05/21/2025 17:20	WG2520537

Wet Chemistry by Method 350.1

Analyte	Result (dry) ug/kg	Qualifier	RDL (dry) ug/kg	Dilution	Analysis date / time	Batch
Ammonia Nitrogen	ND		11600	1	05/22/2025 19:19	WG2520726

Wet Chemistry by Method 4500NOrg D-2021

Analyte	Result (dry) ug/kg	Qualifier	RDL (dry) ug/kg	Dilution	Analysis date / time	Batch
Kjeldahl Nitrogen, TKN	1530000		116000	5	05/31/2025 22:00	WG2524992

Wet Chemistry by Method 9056A

Analyte	Result (dry) ug/kg	Qualifier	RDL (dry) ug/kg	Dilution	Analysis date / time	Batch
Nitrate-Nitrite	ND		23100	1	05/22/2025 05:24	WG2520662

Wet Chemistry by Method WALKLEY-BLACK

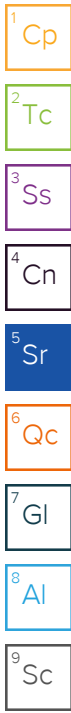
Analyte	Result ug/kg	Qualifier	RDL ug/kg	Dilution	Analysis date / time	Batch
TOC By Walkley Black	8590000		1000000	10	05/22/2025 23:17	WG2520661

Metals (ICP) by Method 6010D

Analyte	Result (dry) ug/kg	Qualifier	RDL (dry) ug/kg	Dilution	Analysis date / time	Batch
Aluminum	4230000		23100	1	05/22/2025 00:31	WG2520679
Antimony	ND		2310	1	05/22/2025 00:31	WG2520679
Beryllium	459		231	1	05/22/2025 00:31	WG2520679
Calcium	17600000		116000	1	05/22/2025 00:31	WG2520679
Chromium	5930		1160	1	05/22/2025 00:31	WG2520679
Cobalt	3680		1160	1	05/22/2025 00:31	WG2520679
Iron	8610000		11600	1	05/22/2025 00:31	WG2520679
Magnesium	3000000		116000	1	05/22/2025 00:31	WG2520679
Manganese	258000		1160	1	05/22/2025 00:31	WG2520679
Potassium	2250000		116000	1	05/22/2025 00:31	WG2520679
Sodium	ND		116000	1	05/22/2025 00:31	WG2520679
Thallium	ND		2310	1	05/22/2025 00:31	WG2520679
Vanadium	11800		2310	1	05/22/2025 00:31	WG2520679

Volatile Organic Compounds (GC/MS) by Method 8260D

Analyte	Result (dry) ug/kg	Qualifier	RDL (dry) ug/kg	Dilution	Analysis date / time	Batch
Acetone	ND	J3	65.7	1	05/22/2025 03:20	WG2520684
Acrylonitrile	ND		16.4	1	05/22/2025 03:20	WG2520684
Bromobenzene	ND		16.4	1	05/22/2025 03:20	WG2520684
Bromodichloromethane	ND		3.28	1	05/22/2025 03:20	WG2520684
Bromoform	ND		32.8	1	05/22/2025 03:20	WG2520684



Volatile Organic Compounds (GC/MS) by Method 8260D

Analyte	Result (dry) ug/kg	Qualifier	RDL (dry) ug/kg	Dilution	Analysis date / time	Batch
Bromomethane	ND	<u>J3</u>	16.4	1	05/22/2025 03:20	WG2520684
n-Butylbenzene	ND		16.4	1	05/22/2025 03:20	WG2520684
sec-Butylbenzene	ND		16.4	1	05/22/2025 03:20	WG2520684
tert-Butylbenzene	ND		6.57	1	05/22/2025 03:20	WG2520684
Carbon tetrachloride	ND		6.57	1	05/22/2025 03:20	WG2520684
Chlorobenzene	ND		3.28	1	05/22/2025 03:20	WG2520684
Chlorodibromomethane	ND		3.28	1	05/22/2025 03:20	WG2520684
Chloroethane	ND		6.57	1	05/22/2025 03:20	WG2520684
Chloroform	ND		3.28	1	05/22/2025 03:20	WG2520684
Chloromethane	ND		16.4	1	05/22/2025 03:20	WG2520684
2-Chlorotoluene	ND		3.28	1	05/22/2025 03:20	WG2520684
4-Chlorotoluene	ND		6.57	1	05/22/2025 03:20	WG2520684
1,2-Dibromo-3-Chloropropane	ND		32.8	1	05/22/2025 03:20	WG2520684
1,2-Dibromoethane	ND		3.28	1	05/22/2025 03:20	WG2520684
Dibromomethane	ND		6.57	1	05/22/2025 03:20	WG2520684
1,2-Dichlorobenzene	ND		6.57	1	05/22/2025 03:20	WG2520684
1,3-Dichlorobenzene	ND		6.57	1	05/22/2025 03:20	WG2520684
1,4-Dichlorobenzene	ND		6.57	1	05/22/2025 03:20	WG2520684
Dichlorodifluoromethane	ND		6.57	1	05/22/2025 03:20	WG2520684
1,1-Dichloroethane	ND		3.28	1	05/22/2025 03:20	WG2520684
1,2-Dichloroethane	ND		3.28	1	05/22/2025 03:20	WG2520684
1,1-Dichloroethene	ND		3.28	1	05/22/2025 03:20	WG2520684
cis-1,2-Dichloroethene	ND		3.28	1	05/22/2025 03:20	WG2520684
trans-1,2-Dichloroethene	ND		6.57	1	05/22/2025 03:20	WG2520684
1,2-Dichloropropane	ND		6.57	1	05/22/2025 03:20	WG2520684
1,1-Dichloropropene	ND		3.28	1	05/22/2025 03:20	WG2520684
1,3-Dichloropropane	ND		6.57	1	05/22/2025 03:20	WG2520684
cis-1,3-Dichloropropene	ND		3.28	1	05/22/2025 03:20	WG2520684
trans-1,3-Dichloropropene	ND		6.57	1	05/22/2025 03:20	WG2520684
2,2-Dichloropropane	ND		3.28	1	05/22/2025 03:20	WG2520684
Di-isopropyl ether	ND		1.31	1	05/22/2025 03:20	WG2520684
Hexachloro-1,3-butadiene	ND		32.8	1	05/22/2025 03:20	WG2520684
Isopropylbenzene	ND		3.28	1	05/22/2025 03:20	WG2520684
p-Isopropyltoluene	ND		6.57	1	05/22/2025 03:20	WG2520684
2-Butanone (MEK)	ND	<u>J3</u>	131	1	05/22/2025 03:20	WG2520684
Methylene Chloride	ND		32.8	1	05/22/2025 03:20	WG2520684
4-Methyl-2-pentanone (MIBK)	ND		32.8	1	05/22/2025 03:20	WG2520684
Methyl tert-butyl ether	ND		1.31	1	05/22/2025 03:20	WG2520684
n-Propylbenzene	ND		6.57	1	05/22/2025 03:20	WG2520684
Styrene	ND		16.4	1	05/22/2025 03:20	WG2520684
1,1,1,2-Tetrachloroethane	ND		3.28	1	05/22/2025 03:20	WG2520684
1,1,2,2-Tetrachloroethane	ND		3.28	1	05/22/2025 03:20	WG2520684
1,1,2-Trichlorotrifluoroethane	ND		3.28	1	05/22/2025 03:20	WG2520684
Tetrachloroethene	ND		3.28	1	05/22/2025 03:20	WG2520684
1,2,3-Trichlorobenzene	ND		16.4	1	05/22/2025 03:20	WG2520684
1,2,4-Trichlorobenzene	ND		16.4	1	05/22/2025 03:20	WG2520684
1,1,1-Trichloroethane	ND		3.28	1	05/22/2025 03:20	WG2520684
1,1,2-Trichloroethane	ND		3.28	1	05/22/2025 03:20	WG2520684
Trichloroethene	ND		1.31	1	05/22/2025 03:20	WG2520684
Trichlorofluoromethane	ND		3.28	1	05/22/2025 03:20	WG2520684
1,2,3-Trichloropropane	ND		16.4	1	05/22/2025 03:20	WG2520684
1,2,3-Trimethylbenzene	ND		6.57	1	05/22/2025 03:20	WG2520684
Vinyl chloride	ND		3.28	1	05/22/2025 03:20	WG2520684
(S) Toluene-d8	101		75.0-131		05/22/2025 03:20	WG2520684
(S) 4-Bromofluorobenzene	101		67.0-138		05/22/2025 03:20	WG2520684
(S) 1,2-Dichloroethane-d4	96.2		70.0-130		05/22/2025 03:20	WG2520684

1 Cp

2 Tc

3 Ss

4 Cn

5 Sr

6 Qc

7 Gl

8 Al

9 Sc

Semi Volatile Organic Compounds (GC/MS) by Method 8270E

Analyte	Result (dry) ug/kg	Qualifier	RDL (dry) ug/kg	Dilution	Analysis date / time	Batch
Acenaphthylene	ND		38.5	1	05/22/2025 02:11	WG2520660
Benzidine	ND		1930	1	05/22/2025 02:11	WG2520660
Benzo(g,h,i)perylene	ND		38.5	1	05/22/2025 02:11	WG2520660
Bis(2-chlorethoxy)methane	ND		385	1	05/22/2025 02:11	WG2520660
Bis(2-chloroethyl)ether	ND		385	1	05/22/2025 02:11	WG2520660
2,2-Oxybis(1-Chloropropane)	ND		385	1	05/22/2025 02:11	WG2520660
4-Bromophenyl-phenylether	ND		385	1	05/22/2025 02:11	WG2520660
2-Chloronaphthalene	ND		38.5	1	05/22/2025 02:11	WG2520660
4-Chlorophenyl-phenylether	ND		385	1	05/22/2025 02:11	WG2520660
1,2-Dichlorobenzene	ND		385	1	05/22/2025 02:11	WG2520660
1,3-Dichlorobenzene	ND		385	1	05/22/2025 02:11	WG2520660
1,4-Dichlorobenzene	ND		385	1	05/22/2025 02:11	WG2520660
3,3-Dichlorobenzidine	ND		385	1	05/22/2025 02:11	WG2520660
2,4-Dinitrotoluene	ND		385	1	05/22/2025 02:11	WG2520660
2,6-Dinitrotoluene	ND		385	1	05/22/2025 02:11	WG2520660
Hexachlorobenzene	ND		385	1	05/22/2025 02:11	WG2520660
Hexachloro-1,3-butadiene	ND		385	1	05/22/2025 02:11	WG2520660
Hexachlorocyclopentadiene	ND	C3 C7	385	1	05/22/2025 02:11	WG2520660
Hexachloroethane	ND		385	1	05/22/2025 02:11	WG2520660
Isophorone	ND		385	1	05/22/2025 02:11	WG2520660
Nitrobenzene	ND		385	1	05/22/2025 02:11	WG2520660
n-Nitrosodimethylamine	ND		385	1	05/22/2025 02:11	WG2520660
n-Nitrosodiphenylamine	ND		385	1	05/22/2025 02:11	WG2520660
n-Nitrosodi-n-propylamine	ND		385	1	05/22/2025 02:11	WG2520660
Phenanthrene	ND		38.5	1	05/22/2025 02:11	WG2520660
Benzylbutyl phthalate	ND		385	1	05/22/2025 02:11	WG2520660
Bis(2-ethylhexyl)phthalate	ND		385	1	05/22/2025 02:11	WG2520660
Di-n-butyl phthalate	ND		385	1	05/22/2025 02:11	WG2520660
Diethyl phthalate	ND		385	1	05/22/2025 02:11	WG2520660
Dimethyl phthalate	ND		385	1	05/22/2025 02:11	WG2520660
Di-n-octyl phthalate	ND		385	1	05/22/2025 02:11	WG2520660
1,2,4-Trichlorobenzene	ND		385	1	05/22/2025 02:11	WG2520660
4-Chloro-3-methylphenol	ND		385	1	05/22/2025 02:11	WG2520660
2-Chlorophenol	ND		385	1	05/22/2025 02:11	WG2520660
2,4-Dichlorophenol	ND		385	1	05/22/2025 02:11	WG2520660
2,4-Dimethylphenol	ND		385	1	05/22/2025 02:11	WG2520660
4,6-Dinitro-2-methylphenol	ND		385	1	05/22/2025 02:11	WG2520660
2,4-Dinitrophenol	ND		385	1	05/22/2025 02:11	WG2520660
2-Nitrophenol	ND		385	1	05/22/2025 02:11	WG2520660
4-Nitrophenol	ND		385	1	05/22/2025 02:11	WG2520660
Pentachlorophenol	ND	C3	385	1	05/22/2025 02:11	WG2520660
Phenol	ND		385	1	05/22/2025 02:11	WG2520660
2,4,6-Trichlorophenol	ND		385	1	05/22/2025 02:11	WG2520660
(S) 2-Fluorophenol	71.6		12.0-120		05/22/2025 02:11	WG2520660
(S) Phenol-d5	68.3		10.0-120		05/22/2025 02:11	WG2520660
(S) Nitrobenzene-d5	65.6		10.0-122		05/22/2025 02:11	WG2520660
(S) 2-Fluorobiphenyl	60.6		15.0-120		05/22/2025 02:11	WG2520660
(S) 2,4,6-Tribromophenol	67.8		10.0-127		05/22/2025 02:11	WG2520660
(S) p-Terphenyl-d14	65.3		10.0-120		05/22/2025 02:11	WG2520660

1 Cp

2 Tc

3 Ss

4 Cn

5 Sr

6 Qc

7 Gl

8 Al

9 Sc

Volatile Organic Compounds (GC/MS) by Method 8260D

Analyte	Result	Qualifier	RDL	Dilution	Analysis	Batch
	ug/l		ug/l		date / time	
Acetone	ND		50.0	1	05/21/2025 22:22	WG2520701
Acrolein	ND		50.0	1	05/21/2025 22:22	WG2520701
Acrylonitrile	ND		10.0	1	05/21/2025 22:22	WG2520701
Benzene	ND		1.00	1	05/21/2025 22:22	WG2520701
Bromobenzene	ND		1.00	1	05/21/2025 22:22	WG2520701
Bromodichloromethane	ND		1.00	1	05/21/2025 22:22	WG2520701
Bromoform	ND		1.00	1	05/21/2025 22:22	WG2520701
Bromomethane	ND		5.00	1	05/21/2025 22:22	WG2520701
n-Butylbenzene	ND		1.00	1	05/21/2025 22:22	WG2520701
sec-Butylbenzene	ND		1.00	1	05/21/2025 22:22	WG2520701
tert-Butylbenzene	ND		1.00	1	05/21/2025 22:22	WG2520701
Carbon tetrachloride	ND		1.00	1	05/21/2025 22:22	WG2520701
Chlorobenzene	ND		1.00	1	05/21/2025 22:22	WG2520701
Chlorodibromomethane	ND		1.00	1	05/21/2025 22:22	WG2520701
Chloroethane	ND		5.00	1	05/21/2025 22:22	WG2520701
Chloroform	ND		5.00	1	05/21/2025 22:22	WG2520701
Chloromethane	ND		2.50	1	05/21/2025 22:22	WG2520701
2-Chlorotoluene	ND		1.00	1	05/21/2025 22:22	WG2520701
4-Chlorotoluene	ND		1.00	1	05/21/2025 22:22	WG2520701
1,2-Dibromo-3-Chloropropane	ND		5.00	1	05/21/2025 22:22	WG2520701
1,2-Dibromoethane	ND		1.00	1	05/21/2025 22:22	WG2520701
Dibromomethane	ND		1.00	1	05/21/2025 22:22	WG2520701
1,2-Dichlorobenzene	ND		1.00	1	05/21/2025 22:22	WG2520701
1,3-Dichlorobenzene	ND		1.00	1	05/21/2025 22:22	WG2520701
1,4-Dichlorobenzene	ND		1.00	1	05/21/2025 22:22	WG2520701
Dichlorodifluoromethane	ND		5.00	1	05/21/2025 22:22	WG2520701
1,1-Dichloroethane	ND		1.00	1	05/21/2025 22:22	WG2520701
1,2-Dichloroethane	ND		1.00	1	05/21/2025 22:22	WG2520701
1,1-Dichloroethene	ND		1.00	1	05/21/2025 22:22	WG2520701
cis-1,2-Dichloroethene	ND		1.00	1	05/21/2025 22:22	WG2520701
trans-1,2-Dichloroethene	ND		1.00	1	05/21/2025 22:22	WG2520701
1,2-Dichloropropane	ND		1.00	1	05/21/2025 22:22	WG2520701
1,1-Dichloropropene	ND		1.00	1	05/21/2025 22:22	WG2520701
1,3-Dichloropropane	ND		1.00	1	05/21/2025 22:22	WG2520701
cis-1,3-Dichloropropene	ND		1.00	1	05/21/2025 22:22	WG2520701
trans-1,3-Dichloropropene	ND		1.00	1	05/21/2025 22:22	WG2520701
2,2-Dichloropropane	ND		1.00	1	05/21/2025 22:22	WG2520701
Di-isopropyl ether	ND		1.00	1	05/21/2025 22:22	WG2520701
Ethylbenzene	ND		1.00	1	05/21/2025 22:22	WG2520701
Hexachloro-1,3-butadiene	ND		1.00	1	05/21/2025 22:22	WG2520701
Isopropylbenzene	ND		1.00	1	05/21/2025 22:22	WG2520701
p-Isopropyltoluene	ND		1.00	1	05/21/2025 22:22	WG2520701
2-Butanone (MEK)	ND		10.0	1	05/21/2025 22:22	WG2520701
Methylene Chloride	ND		5.00	1	05/21/2025 22:22	WG2520701
4-Methyl-2-pentanone (MIBK)	ND		10.0	1	05/21/2025 22:22	WG2520701
Methyl tert-butyl ether	ND		1.00	1	05/21/2025 22:22	WG2520701
Naphthalene	ND	C3	5.00	1	05/21/2025 22:22	WG2520701
n-Propylbenzene	ND		1.00	1	05/21/2025 22:22	WG2520701
Styrene	ND		1.00	1	05/21/2025 22:22	WG2520701
1,1,1,2-Tetrachloroethane	ND		1.00	1	05/21/2025 22:22	WG2520701
1,1,2,2-Tetrachloroethane	ND		1.00	1	05/21/2025 22:22	WG2520701
1,1,2-Trichlorotrifluoroethane	ND		1.00	1	05/21/2025 22:22	WG2520701
Tetrachloroethene	ND		1.00	1	05/21/2025 22:22	WG2520701
Toluene	ND		1.00	1	05/21/2025 22:22	WG2520701
1,2,3-Trichlorobenzene	ND		1.00	1	05/21/2025 22:22	WG2520701
1,2,4-Trichlorobenzene	ND		1.00	1	05/21/2025 22:22	WG2520701

1 Cp

2 Tc

3 Ss

4 Cn

5 Sr

6 Qc

7 Gl

8 Al

9 Sc

Volatile Organic Compounds (GC/MS) by Method 8260D

Analyte	Result	Qualifier	RDL	Dilution	Analysis date / time	Batch
1,1,1-Trichloroethane	ND		1.00	1	05/21/2025 22:22	WG2520701
1,1,2-Trichloroethane	ND		1.00	1	05/21/2025 22:22	WG2520701
Trichloroethene	ND		1.00	1	05/21/2025 22:22	WG2520701
Trichlorofluoromethane	ND		5.00	1	05/21/2025 22:22	WG2520701
1,2,3-Trichloropropane	ND		2.50	1	05/21/2025 22:22	WG2520701
1,2,4-Trimethylbenzene	ND		1.00	1	05/21/2025 22:22	WG2520701
1,2,3-Trimethylbenzene	ND		1.00	1	05/21/2025 22:22	WG2520701
1,3,5-Trimethylbenzene	ND		1.00	1	05/21/2025 22:22	WG2520701
Vinyl chloride	ND		1.00	1	05/21/2025 22:22	WG2520701
Xylenes, Total	ND		3.00	1	05/21/2025 22:22	WG2520701
(S) Toluene-d8	98.7		80.0-120		05/21/2025 22:22	WG2520701
(S) 4-Bromofluorobenzene	97.7		77.0-126		05/21/2025 22:22	WG2520701
(S) 1,2-Dichloroethane-d4	100		70.0-130		05/21/2025 22:22	WG2520701

1 Cp

2 Tc

3 Ss

4 Cn

5 Sr

6 Qc

7 Gl

8 Al

9 Sc

Method Blank (MB)

(MB) R4218553-1 05/21/25 17:20

Analyte	MB Result	<u>MB Qualifier</u>	MB MDL	MB RDL
	%		%	%
Total Solids	0.00100			

¹Cp

²Tc

³Ss

L1861406-01 Original Sample (OS) • Duplicate (DUP)

(OS) L1861406-01 05/21/25 17:20 • (DUP) R4218553-3 05/21/25 17:20

Analyte	Original Result	DUP Result	Dilution	DUP RPD	<u>DUP Qualifier</u>	DUP RPD Limits
	%	%		%		%
Total Solids	86.5	85.1	1	1.60		10

⁴Cn

⁵Sr

Laboratory Control Sample (LCS)

(LCS) R4218553-2 05/21/25 17:20

Analyte	Spike Amount	LCS Result	LCS Rec.	Rec. Limits	<u>LCS Qualifier</u>
	%	%	%	%	
Total Solids	50.0	50.0	100	90.0-110	

⁶Qc

⁷Gl

⁸Al

⁹Sc

Method Blank (MB)

(MB) R4219234-1 05/22/25 18:51

Analyte	MB Result	MB Qualifier	MB MDL	MB RDL
Ammonia Nitrogen	U		7190	10000

1 Cp

2 Tc

3 Ss

4 Cn

5 Sr

6 Qc

7 Gl

8 Al

9 Sc

L1861286-10 Original Sample (OS) • Duplicate (DUP)

(OS) L1861286-10 05/22/25 18:54 • (DUP) R4219234-3 05/22/25 18:55

Analyte	Original Result (dry)	DUP Result (dry)	Dilution	DUP RPD	DUP Qualifier	DUP RPD Limits
Ammonia Nitrogen	ND	ND	1	0.000		20

L1861286-14 Original Sample (OS) • Duplicate (DUP)

(OS) L1861286-14 05/22/25 19:01 • (DUP) R4219234-6 05/22/25 19:03

Analyte	Original Result (dry)	DUP Result (dry)	Dilution	DUP RPD	DUP Qualifier	DUP RPD Limits
Ammonia Nitrogen	ND	ND	1	0.000		20

Laboratory Control Sample (LCS)

(LCS) R4219234-2 05/22/25 18:52

Analyte	Spike Amount	LCS Result	LCS Rec.	Rec. Limits	LCS Qualifier
Ammonia Nitrogen	250000	254000	102	90.0-110	

L1861286-11 Original Sample (OS) • Matrix Spike (MS) • Matrix Spike Duplicate (MSD)

(OS) L1861286-11 05/22/25 18:57 • (MS) R4219234-4 05/22/25 18:58 • (MSD) R4219234-5 05/22/25 19:00

Analyte	Spike Amount (dry)	Original Result (dry)	MS Result (dry)	MSD Result (dry)	MS Rec.	MSD Rec.	Dilution	Rec. Limits	MS Qualifier	MSD Qualifier	RPD	RPD Limits
Ammonia Nitrogen	287000	ND	316000	303000	110	106	1	90.0-110			4.23	20

Method Blank (MB)

(MB) R4223579-1 05/31/25 21:52

Analyte	MB Result	MB Qualifier	MB MDL	MB RDL
Kjeldahl Nitrogen, TKN	U		15200	20000

¹Cp

²Tc

³Ss

⁴Cn

⁵Sr

⁶Qc

⁷Gl

⁸Al

⁹Sc

L1862597-01 Original Sample (OS) • Duplicate (DUP)

(OS) L1862597-01 05/31/25 23:17 • (DUP) R4223579-18 05/31/25 23:18

Analyte	Original Result (dry)	DUP Result (dry)	Dilution	DUP RPD	DUP Qualifier	DUP RPD Limits
Kjeldahl Nitrogen, TKN	2100000	2100000	5	0.101		20

L1862597-02 Original Sample (OS) • Duplicate (DUP)

(OS) L1862597-02 05/31/25 23:21 • (DUP) R4223579-22 05/31/25 23:22

Analyte	Original Result (dry)	DUP Result (dry)	Dilution	DUP RPD	DUP Qualifier	DUP RPD Limits
Kjeldahl Nitrogen, TKN	1640000	1700000	5	3.45		20

Laboratory Control Sample (LCS)

(LCS) R4223579-3 05/31/25 21:54

Analyte	Spike Amount	LCS Result	LCS Rec.	Rec. Limits	LCS Qualifier
Kjeldahl Nitrogen, TKN	480000	481000	100	81.7-124	

L1859972-06 Original Sample (OS) • Matrix Spike (MS) • Matrix Spike Duplicate (MSD)

(OS) L1859972-06 05/31/25 21:56 • (MS) R4223579-5 05/31/25 21:57 • (MSD) R4223579-7 05/31/25 21:58

Analyte	Spike Amount	Original Result	MS Result	MSD Result	MS Rec.	MSD Rec.	Dilution	Rec. Limits	MS Qualifier	MSD Qualifier	RPD	RPD Limits
Kjeldahl Nitrogen, TKN	400000	285000	473000	513000	47.0	56.9	1	81.7-124	<u>J6</u>	<u>J6</u>	8.08	20

L1862597-01 Original Sample (OS) • Matrix Spike (MS)

(OS) L1862597-01 05/31/25 23:17 • (MS) R4223579-20 05/31/25 23:20

Analyte	Spike Amount (dry) ug/kg	Original Result (dry)	MS Result (dry)	MS Rec. %	Dilution	Rec. Limits %	MS Qualifier
Kjeldahl Nitrogen, TKN	433000	2100000	2280000	43.2	5	81.7-124	<u>V</u>

¹Cp

²Tc

³Ss

⁴Cn

⁵Sr

⁶Qc

⁷Gl

⁸Al

⁹Sc

Method Blank (MB)

(MB) R4218510-1 05/22/25 01:22

Analyte	MB Result	MB Qualifier	MB MDL	MB RDL
Nitrate-Nitrite	U		606	20000

1 Cp

2 Tc

3 Ss

Laboratory Control Sample (LCS)

(LCS) R4218510-2 05/22/25 01:35

Analyte	Spike Amount	LCS Result	LCS Rec.	Rec. Limits	LCS Qualifier
Nitrate-Nitrite	40000	41700	104	80.0-120	

4 Cn

5 Sr

L1861286-01 Original Sample (OS) • Matrix Spike (MS) • Matrix Spike Duplicate (MSD)

(OS) L1861286-01 05/22/25 01:49 • (MS) R4218510-3 05/22/25 02:02 • (MSD) R4218510-4 05/22/25 02:16

Analyte	Spike Amount (dry)	Original Result (dry)	MS Result (dry)	MSD Result (dry)	MS Rec.	MSD Rec.	Dilution	Rec. Limits	MS Qualifier	MSD Qualifier	RPD	RPD Limits
Nitrate-Nitrite	43100	45900	88900	90400	99.5	103	1	80.0-120			1.74	15

6 Qc

7 Gl

8 Al

9 Sc

Method Blank (MB)

(MB) R4219211-1 05/22/25 23:10

Analyte	MB Result	MB Qualifier	MB MDL	MB RDL
TOC By Walkley Black	U		25500	100000

1 Cp

2 Tc

3 Ss

4 Cn

5 Sr

6 Qc

7 Gl

8 Al

9 Sc

L1861286-18 Original Sample (OS) • Duplicate (DUP)

(OS) L1861286-18 05/22/25 23:14 • (DUP) R4219211-5 05/22/25 23:14

Analyte	Original Result	DUP Result	Dilution	DUP RPD	DUP Qualifier	DUP RPD Limits
TOC By Walkley Black	14900000	14700000	5	0.753		20

L1861406-01 Original Sample (OS) • Duplicate (DUP)

(OS) L1861406-01 05/22/25 23:17 • (DUP) R4219211-6 05/22/25 23:17

Analyte	Original Result	DUP Result	Dilution	DUP RPD	DUP Qualifier	DUP RPD Limits
TOC By Walkley Black	8590000	8800000	10	2.39		20

Laboratory Control Sample (LCS)

(LCS) R4219211-2 05/22/25 23:10

Analyte	Spike Amount	LCS Result	LCS Rec.	Rec. Limits	LCS Qualifier
TOC By Walkley Black	3230000	3100000	96.1	75.0-144	

L1861286-15 Original Sample (OS) • Matrix Spike (MS) • Matrix Spike Duplicate (MSD)

(OS) L1861286-15 05/22/25 23:11 • (MS) R4219211-3 05/22/25 23:12 • (MSD) R4219211-4 05/22/25 23:13

Analyte	Spike Amount	Original Result	MS Result	MSD Result	MS Rec.	MSD Rec.	Dilution	Rec. Limits	MS Qualifier	MSD Qualifier	RPD	RPD Limits
TOC By Walkley Black	36000000	2240000	35400000	37200000	92.1	97.1	9	80.0-120			5.00	20

Method Blank (MB)

(MB) R4218478-1 05/21/25 23:40

Analyte	MB Result ug/kg	MB Qualifier	MB MDL ug/kg	MB RDL ug/kg
Aluminum	U		6080	20000
Antimony	U		691	2000
Beryllium	U		47.7	200
Calcium	U		19000	100000
Chromium	U		214	1000
Cobalt	U		177	1000
Iron	U		2240	10000
Magnesium	U		19900	100000
Manganese	U		173	1000
Potassium	U		20900	100000
Sodium	U		41200	100000
Thallium	U		518	2000
Vanadium	U		383	2000

¹Cp

²Tc

³Ss

⁴Cn

⁵Sr

⁶Qc

⁷Gl

⁸Al

⁹Sc

Laboratory Control Sample (LCS)

(LCS) R4218478-2 05/21/25 23:42

Analyte	Spike Amount ug/kg	LCS Result ug/kg	LCS Rec. %	Rec. Limits %	LCS Qualifier
Aluminum	1000000	967000	96.7	80.0-120	
Antimony	100000	91100	91.1	80.0-120	
Beryllium	100000	95400	95.4	80.0-120	
Calcium	1000000	966000	96.6	80.0-120	
Chromium	100000	92600	92.6	80.0-120	
Cobalt	100000	91000	91.0	80.0-120	
Iron	1000000	985000	98.5	80.0-120	
Magnesium	1000000	1010000	101	80.0-120	
Manganese	100000	93200	93.2	80.0-120	
Potassium	1000000	980000	98.0	80.0-120	
Sodium	1000000	974000	97.4	80.0-120	
Thallium	100000	101000	101	80.0-120	
Vanadium	100000	94100	94.1	80.0-120	

L1861286-15 Original Sample (OS) • Matrix Spike (MS) • Matrix Spike Duplicate (MSD)

(OS) L1861286-15 05/21/25 23:44 • (MS) R4218478-5 05/21/25 23:49 • (MSD) R4218478-6 05/21/25 23:50

Analyte	Spike Amount (dry) ug/kg	Original Result (dry) ug/kg	MS Result (dry) ug/kg	MSD Result (dry) ug/kg	MS Rec. %	MSD Rec. %	Dilution	Rec. Limits %	MS Qualifier	MSD Qualifier	RPD %	RPD Limits %
Aluminum	1090000	4810000	3930000	4430000	0.000	0.000	1	75.0-125	V	V	11.9	20
Antimony	109000	ND	89000	88700	81.7	81.4	1	75.0-125			0.329	20
Beryllium	109000	454	102000	103000	93.6	94.1	1	75.0-125			0.555	20
Calcium	1090000	7880000	6420000	7770000	0.000	0.000	1	75.0-125	V	V	19.1	20
Chromium	109000	6740	109000	112000	93.8	96.9	1	75.0-125			3.03	20
Cobalt	109000	3800	105000	108000	93.1	95.4	1	75.0-125			2.38	20
Iron	1090000	7910000	5980000	6660000	0.000	0.000	1	75.0-125	V	V	10.8	20
Magnesium	1090000	2620000	2670000	3020000	4.26	36.7	1	75.0-125	J6	J6	12.4	20
Manganese	109000	173000	221000	241000	44.7	63.1	1	75.0-125	J6	J6	8.68	20
Potassium	1090000	1720000	2110000	2290000	35.7	52.6	1	75.0-125	J6	J6	8.38	20
Sodium	1090000	151000	1190000	1210000	95.7	96.8	1	75.0-125			1.01	20
Thallium	109000	ND	75800	68500	69.0	62.3	1	75.0-125	J6	J6	10.1	20
Vanadium	109000	12000	108000	109000	88.0	89.5	1	75.0-125			1.53	20

¹ Cp

² Tc

³ Ss

⁴ Cn

⁵ Sr

⁶ Qc

⁷ Gl

⁸ Al

⁹ Sc

Method Blank (MB)

(MB) R4218618-3 05/21/25 19:37

Analyte	MB Result ug/kg	MB Qualifier	MB MDL ug/kg	MB RDL ug/kg
Acetone	U		36.5	50.0
Acrylonitrile	U		3.61	12.5
Bromobenzene	U		0.900	12.5
Bromodichloromethane	U		0.725	2.50
Bromoform	U		1.17	25.0
Bromomethane	U		1.97	12.5
n-Butylbenzene	U		5.25	12.5
sec-Butylbenzene	U		2.88	12.5
tert-Butylbenzene	U		1.95	5.00
Carbon tetrachloride	U		0.898	5.00
Chlorobenzene	U		0.210	2.50
Chlorodibromomethane	U		0.612	2.50
Chloroethane	U		1.70	5.00
Chloroform	U		1.03	2.50
Chloromethane	U		4.35	12.5
2-Chlorotoluene	U		0.865	2.50
4-Chlorotoluene	U		0.450	5.00
1,2-Dibromo-3-Chloropropane	U		3.90	25.0
1,2-Dibromoethane	U		0.648	2.50
Dibromomethane	U		0.750	5.00
1,2-Dichlorobenzene	U		0.425	5.00
1,3-Dichlorobenzene	U		0.600	5.00
1,4-Dichlorobenzene	U		0.700	5.00
Dichlorodifluoromethane	U		1.61	5.00
1,1-Dichloroethane	U		0.491	2.50
1,2-Dichloroethane	U		0.649	2.50
1,1-Dichloroethene	U		0.606	2.50
cis-1,2-Dichloroethene	U		0.734	2.50
trans-1,2-Dichloroethene	U		1.04	5.00
1,2-Dichloropropane	U		1.42	5.00
1,1-Dichloropropene	U		0.809	2.50
1,3-Dichloropropane	U		0.501	5.00
cis-1,3-Dichloropropene	U		0.757	2.50
trans-1,3-Dichloropropene	U		1.14	5.00
2,2-Dichloropropane	U		1.38	2.50
Di-isopropyl ether	U		0.410	1.00
Hexachloro-1,3-butadiene	U		6.00	25.0
Isopropylbenzene	U		0.425	2.50
p-Isopropyltoluene	U		2.55	5.00
2-Butanone (MEK)	U		63.5	100

¹Cp

²Tc

³Ss

⁴Cn

⁵Sr

⁶Qc

⁷Gl

⁸Al

⁹Sc

Method Blank (MB)

(MB) R4218618-3 05/21/25 19:37

Analyte	MB Result	MB Qualifier	MB MDL	MB RDL
	ug/kg		ug/kg	ug/kg
Methylene Chloride	U		6.64	25.0
4-Methyl-2-pentanone (MIBK)	U		2.28	25.0
Methyl tert-butyl ether	U		0.350	1.00
n-Propylbenzene	U		0.950	5.00
Styrene	U		0.229	12.5
1,1,1,2-Tetrachloroethane	U		0.948	2.50
1,1,2,2-Tetrachloroethane	U		0.695	2.50
1,1,2-Trichlorotrifluoroethane	U		0.754	2.50
Tetrachloroethene	U		0.896	2.50
1,2,3-Trichlorobenzene	U		7.33	12.5
1,2,4-Trichlorobenzene	U		4.40	12.5
1,1,1-Trichloroethane	U		0.923	2.50
1,1,2-Trichloroethane	U		0.597	2.50
Trichloroethene	U		0.584	1.00
Trichlorofluoromethane	U		0.827	2.50
1,2,3-Trichloropropane	U		1.62	12.5
1,2,3-Trimethylbenzene	U		1.58	5.00
Vinyl chloride	U		1.16	2.50
(S) Toluene-d8	102			75.0-131
(S) 4-Bromofluorobenzene	100			67.0-138
(S) 1,2-Dichloroethane-d4	96.4			70.0-130

¹ Cp

² Tc

³ Ss

⁴ Cn

⁵ Sr

⁶ Qc

⁷ Gl

⁸ Al

⁹ Sc

Laboratory Control Sample (LCS) • Laboratory Control Sample Duplicate (LCSD)

(LCS) R4218618-1 05/21/25 18:02 • (LCSD) R4218618-2 05/21/25 18:21

Analyte	Spike Amount	LCS Result	LCSD Result	LCS Rec.	LCSD Rec.	Rec. Limits	LCS Qualifier	LCSD Qualifier	RPD	RPD Limits
	ug/kg	ug/kg	ug/kg	%	%	%			%	%
Acetone	625	654	279	105	44.6	10.0-160		J3	80.4	31
Acrylonitrile	625	776	809	124	129	45.0-153			4.16	22
Bromobenzene	125	126	132	101	106	73.0-121			4.65	20
Bromodichloromethane	125	129	138	103	110	73.0-121			6.74	20
Bromoform	125	121	129	96.8	103	64.0-132			6.40	20
Bromomethane	125	127	156	102	125	56.0-147		J3	20.5	20
n-Butylbenzene	125	116	129	92.8	103	68.0-135			10.6	20
sec-Butylbenzene	125	130	139	104	111	74.0-130			6.69	20
tert-Butylbenzene	125	127	137	102	110	75.0-127			7.58	20
Carbon tetrachloride	125	124	136	99.2	109	66.0-128			9.23	20
Chlorobenzene	125	119	131	95.2	105	76.0-128			9.60	20
Chlorodibromomethane	125	134	143	107	114	74.0-127			6.50	20

Laboratory Control Sample (LCS) • Laboratory Control Sample Duplicate (LCSD)

(LCS) R4218618-1 05/21/25 18:02 • (LCSD) R4218618-2 05/21/25 18:21

Analyte	Spike Amount ug/kg	LCS Result ug/kg	LCSD Result ug/kg	LCS Rec. %	LCSD Rec. %	Rec. Limits %	<u>LCS Qualifier</u>	<u>LCSD Qualifier</u>	RPD %	RPD Limits %
Chloroethane	125	120	131	96.0	105	61.0-134			8.76	20
Chloroform	125	123	134	98.4	107	72.0-123			8.56	20
Chloromethane	125	108	116	86.4	92.8	51.0-138			7.14	20
2-Chlorotoluene	125	125	132	100	106	75.0-124			5.45	20
4-Chlorotoluene	125	122	127	97.6	102	75.0-124			4.02	20
1,2-Dibromo-3-Chloropropane	125	128	139	102	111	59.0-130			8.24	20
1,2-Dibromoethane	125	128	138	102	110	74.0-128			7.52	20
Dibromomethane	125	128	137	102	110	75.0-122			6.79	20
1,2-Dichlorobenzene	125	122	131	97.6	105	76.0-124			7.11	20
1,3-Dichlorobenzene	125	121	129	96.8	103	76.0-125			6.40	20
1,4-Dichlorobenzene	125	116	121	92.8	96.8	77.0-121			4.22	20
Dichlorodifluoromethane	125	138	150	110	120	43.0-156			8.33	20
1,1-Dichloroethane	125	125	136	100	109	70.0-127			8.43	20
1,2-Dichloroethane	125	119	125	95.2	100	65.0-131			4.92	20
1,1-Dichloroethene	125	127	139	102	111	65.0-131			9.02	20
cis-1,2-Dichloroethene	125	125	132	100	106	73.0-125			5.45	20
trans-1,2-Dichloroethene	125	121	137	96.8	110	71.0-125			12.4	20
1,2-Dichloropropane	125	130	142	104	114	74.0-125			8.82	20
1,1-Dichloropropene	125	120	130	96.0	104	73.0-125			8.00	20
1,3-Dichloropropane	125	130	137	104	110	80.0-125			5.24	20
cis-1,3-Dichloropropene	125	131	140	105	112	76.0-127			6.64	20
trans-1,3-Dichloropropene	125	131	139	105	111	73.0-127			5.93	20
2,2-Dichloropropane	125	135	152	108	122	59.0-135			11.8	20
Di-isopropyl ether	125	132	141	106	113	60.0-136			6.59	20
Hexachloro-1,3-butadiene	125	106	121	84.8	96.8	57.0-150			13.2	20
Isopropylbenzene	125	121	131	96.8	105	72.0-127			7.94	20
p-Isopropyltoluene	125	125	137	100	110	72.0-133			9.16	20
2-Butanone (MEK)	625	641	828	103	132	30.0-160		J3	25.5	24
Methylene Chloride	125	128	138	102	110	68.0-123			7.52	20
4-Methyl-2-pentanone (MIBK)	625	732	756	117	121	56.0-143			3.23	20
Methyl tert-butyl ether	125	139	154	111	123	66.0-132			10.2	20
n-Propylbenzene	125	123	129	98.4	103	74.0-126			4.76	20
Styrene	125	123	133	98.4	106	72.0-127			7.81	20
1,1,1,2-Tetrachloroethane	125	125	141	100	113	74.0-129			12.0	20
1,1,2,2-Tetrachloroethane	125	130	132	104	106	68.0-128			1.53	20
1,1,2-Trichlorotrifluoroethane	125	125	133	100	106	61.0-139			6.20	20
Tetrachloroethene	125	123	137	98.4	110	70.0-136			10.8	20
1,2,3-Trichlorobenzene	125	112	125	89.6	100	59.0-139			11.0	20
1,2,4-Trichlorobenzene	125	116	134	92.8	107	62.0-137			14.4	20
1,1,1-Trichloroethane	125	127	134	102	107	69.0-126			5.36	20

1 Cp

2 Tc

3 Ss

4 Cn

5 Sr

6 Qc

7 Gl

8 Al

9 Sc

Laboratory Control Sample (LCS) • Laboratory Control Sample Duplicate (LCSD)

(LCS) R4218618-1 05/21/25 18:02 • (LCSD) R4218618-2 05/21/25 18:21

Analyte	Spike Amount ug/kg	LCS Result ug/kg	LCSD Result ug/kg	LCS Rec. %	LCSD Rec. %	Rec. Limits %	<u>LCS Qualifier</u>	<u>LCSD Qualifier</u>	RPD %	RPD Limits %
1,1,2-Trichloroethane	125	135	138	108	110	78.0-123			2.20	20
Trichloroethene	125	128	134	102	107	76.0-126			4.58	20
Trichlorofluoromethane	125	123	132	98.4	106	61.0-142			7.06	20
1,2,3-Trichloropropane	125	140	138	112	110	67.0-129			1.44	20
1,2,3-Trimethylbenzene	125	116	124	92.8	99.2	74.0-124			6.67	20
Vinyl chloride	125	120	134	96.0	107	63.0-134			11.0	20
(S) Toluene-d8				101	102	75.0-131				
(S) 4-Bromofluorobenzene				99.5	102	67.0-138				
(S) 1,2-Dichloroethane-d4				99.8	98.1	70.0-130				

1 Cp

2 Tc

3 Ss

4 Cn

5 Sr

6 Qc

7 Gl

8 Al

9 Sc

Method Blank (MB)

(MB) R4218536-3 05/21/25 20:19

Analyte	MB Result ug/l	MB Qualifier	MB MDL ug/l	MB RDL ug/l
Acetone	U		11.3	50.0
Acrolein	U		2.54	50.0
Acrylonitrile	U		0.671	10.0
Benzene	U		0.0941	1.00
Bromobenzene	U		0.118	1.00
Bromodichloromethane	U		0.136	1.00
Bromoform	U		0.129	1.00
Bromomethane	U		0.605	5.00
n-Butylbenzene	U		0.157	1.00
sec-Butylbenzene	U		0.125	1.00
tert-Butylbenzene	U		0.127	1.00
Carbon tetrachloride	U		0.128	1.00
Chlorobenzene	U		0.116	1.00
Chlorodibromomethane	U		0.140	1.00
Chloroethane	U		0.192	5.00
Chloroform	U		0.111	5.00
Chloromethane	U		0.960	2.50
2-Chlorotoluene	U		0.106	1.00
4-Chlorotoluene	U		0.114	1.00
1,2-Dibromo-3-Chloropropane	U		0.276	5.00
1,2-Dibromoethane	U		0.126	1.00
Dibromomethane	U		0.122	1.00
1,2-Dichlorobenzene	U		0.107	1.00
1,3-Dichlorobenzene	U		0.110	1.00
1,4-Dichlorobenzene	U		0.120	1.00
Dichlorodifluoromethane	U		0.374	5.00
1,1-Dichloroethane	U		0.100	1.00
1,2-Dichloroethane	U		0.0819	1.00
1,1-Dichloroethene	U		0.188	1.00
cis-1,2-Dichloroethene	U		0.126	1.00
trans-1,2-Dichloroethene	U		0.149	1.00
1,2-Dichloropropane	U		0.149	1.00
1,1-Dichloropropene	U		0.142	1.00
1,3-Dichloropropane	U		0.110	1.00
cis-1,3-Dichloropropene	U		0.111	1.00
trans-1,3-Dichloropropene	U		0.118	1.00
2,2-Dichloropropane	U		0.161	1.00
Di-isopropyl ether	U		0.105	1.00
Ethylbenzene	U		0.137	1.00
Hexachloro-1,3-butadiene	U		0.337	1.00

¹Cp

²Tc

³Ss

⁴Cn

⁵Sr

⁶Qc

⁷Gl

⁸Al

⁹Sc

Method Blank (MB)

(MB) R4218536-3 05/21/25 20:19

Analyte	MB Result	MB Qualifier	MB MDL	MB RDL
	ug/l		ug/l	ug/l
Isopropylbenzene	U		0.105	1.00
p-Isopropyltoluene	U		0.120	1.00
2-Butanone (MEK)	U		1.19	10.0
Methylene Chloride	U		0.430	5.00
4-Methyl-2-pentanone (MIBK)	U		0.478	10.0
Methyl tert-butyl ether	U		0.101	1.00
Naphthalene	U		1.00	5.00
n-Propylbenzene	U		0.0993	1.00
Styrene	U		0.118	1.00
1,1,1,2-Tetrachloroethane	U		0.147	1.00
1,1,2,2-Tetrachloroethane	U		0.133	1.00
1,1,2-Trichlorotrifluoroethane	U		0.180	1.00
Tetrachloroethene	U		0.300	1.00
Toluene	U		0.278	1.00
1,2,3-Trichlorobenzene	U		0.230	1.00
1,2,4-Trichlorobenzene	U		0.481	1.00
1,1,1-Trichloroethane	U		0.149	1.00
1,1,2-Trichloroethane	U		0.158	1.00
Trichloroethene	U		0.190	1.00
Trichlorofluoromethane	U		0.160	5.00
1,2,3-Trichloropropane	U		0.237	2.50
1,2,4-Trimethylbenzene	U		0.322	1.00
1,2,3-Trimethylbenzene	U		0.104	1.00
1,3,5-Trimethylbenzene	U		0.104	1.00
Vinyl chloride	U		0.234	1.00
Xylenes, Total	U		0.174	3.00
(S) Toluene-d8	103			80.0-120
(S) 4-Bromofluorobenzene	98.4			77.0-126
(S) 1,2-Dichloroethane-d4	95.1			70.0-130

¹Cp

²Tc

³Ss

⁴Cn

⁵Sr

⁶Qc

⁷Gl

⁸Al

⁹Sc

Laboratory Control Sample (LCS) • Laboratory Control Sample Duplicate (LCSD)

(LCS) R4218536-1 05/21/25 19:18 • (LCSD) R4218536-2 05/21/25 19:38

Analyte	Spike Amount	LCS Result	LCSD Result	LCS Rec.	LCSD Rec.	Rec. Limits	LCS Qualifier	LCSD Qualifier	RPD	RPD Limits
	ug/l	ug/l	ug/l	%	%	%			%	%
Acetone	25.0	27.1	27.7	108	111	19.0-160			2.19	27
Acrolein	25.0	34.3	34.5	137	138	10.0-160			0.581	26
Acrylonitrile	25.0	27.3	27.2	109	109	55.0-149			0.367	20
Benzene	5.00	4.98	5.11	99.6	102	70.0-123			2.58	20

Laboratory Control Sample (LCS) • Laboratory Control Sample Duplicate (LCSD)

(LCS) R4218536-1 05/21/25 19:18 • (LCSD) R4218536-2 05/21/25 19:38

Analyte	Spike Amount ug/l	LCS Result ug/l	LCSD Result ug/l	LCS Rec. %	LCSD Rec. %	Rec. Limits %	LCS Qualifier	LCSD Qualifier	RPD %	RPD Limits %
Bromobenzene	5.00	4.77	4.79	95.4	95.8	73.0-121			0.418	20
Bromodichloromethane	5.00	4.89	4.94	97.8	98.8	75.0-120			1.02	20
Bromoform	5.00	4.41	4.33	88.2	86.6	68.0-132			1.83	20
Bromomethane	5.00	4.74	4.27	94.8	85.4	10.0-160			10.4	25
n-Butylbenzene	5.00	4.05	4.25	81.0	85.0	73.0-125			4.82	20
sec-Butylbenzene	5.00	4.51	4.70	90.2	94.0	75.0-125			4.13	20
tert-Butylbenzene	5.00	4.43	4.60	88.6	92.0	76.0-124			3.77	20
Carbon tetrachloride	5.00	4.65	4.93	93.0	98.6	68.0-126			5.85	20
Chlorobenzene	5.00	4.69	4.77	93.8	95.4	80.0-121			1.69	20
Chlorodibromomethane	5.00	4.61	4.53	92.2	90.6	77.0-125			1.75	20
Chloroethane	5.00	4.04	3.98	80.8	79.6	47.0-150			1.50	20
Chloroform	5.00	4.94	4.99	98.8	99.8	73.0-120			1.01	20
Chloromethane	5.00	5.77	6.24	115	125	41.0-142			7.83	20
2-Chlorotoluene	5.00	4.62	4.73	92.4	94.6	76.0-123			2.35	20
4-Chlorotoluene	5.00	4.62	4.82	92.4	96.4	75.0-122			4.24	20
1,2-Dibromo-3-Chloropropane	5.00	4.37	4.31	87.4	86.2	58.0-134			1.38	20
1,2-Dibromoethane	5.00	4.67	4.59	93.4	91.8	80.0-122			1.73	20
Dibromomethane	5.00	4.86	4.65	97.2	93.0	80.0-120			4.42	20
1,2-Dichlorobenzene	5.00	4.67	4.78	93.4	95.6	79.0-121			2.33	20
1,3-Dichlorobenzene	5.00	4.70	4.86	94.0	97.2	79.0-120			3.35	20
1,4-Dichlorobenzene	5.00	4.72	4.88	94.4	97.6	79.0-120			3.33	20
Dichlorodifluoromethane	5.00	4.90	5.36	98.0	107	51.0-149			8.97	20
1,1-Dichloroethane	5.00	5.23	5.28	105	106	70.0-126			0.951	20
1,2-Dichloroethane	5.00	4.70	4.78	94.0	95.6	70.0-128			1.69	20
1,1-Dichloroethene	5.00	4.76	5.10	95.2	102	71.0-124			6.90	20
cis-1,2-Dichloroethene	5.00	4.70	4.84	94.0	96.8	73.0-120			2.94	20
trans-1,2-Dichloroethene	5.00	4.94	4.91	98.8	98.2	73.0-120			0.609	20
1,2-Dichloropropane	5.00	5.21	5.37	104	107	77.0-125			3.02	20
1,1-Dichloropropene	5.00	4.61	4.85	92.2	97.0	74.0-126			5.07	20
1,3-Dichloropropane	5.00	4.81	4.75	96.2	95.0	80.0-120			1.26	20
cis-1,3-Dichloropropene	5.00	4.67	4.75	93.4	95.0	80.0-123			1.70	20
trans-1,3-Dichloropropene	5.00	4.38	4.40	87.6	88.0	78.0-124			0.456	20
2,2-Dichloropropane	5.00	4.31	4.56	86.2	91.2	58.0-130			5.64	20
Di-isopropyl ether	5.00	4.89	5.13	97.8	103	58.0-138			4.79	20
Ethylbenzene	5.00	4.49	4.71	89.8	94.2	79.0-123			4.78	20
Hexachloro-1,3-butadiene	5.00	4.53	4.56	90.6	91.2	54.0-138			0.660	20
Isopropylbenzene	5.00	4.25	4.42	85.0	88.4	76.0-127			3.92	20
p-Isopropyltoluene	5.00	4.21	4.36	84.2	87.2	76.0-125			3.50	20
2-Butanone (MEK)	25.0	24.4	25.2	97.6	101	44.0-160			3.23	20
Methylene Chloride	5.00	5.11	5.14	102	103	67.0-120			0.585	20

1 Cp

2 Tc

3 Ss

4 Cn

5 Sr

6 Qc

7 Gl

8 Al

9 Sc

Laboratory Control Sample (LCS) • Laboratory Control Sample Duplicate (LCSD)

(LCS) R4218536-1 05/21/25 19:18 • (LCSD) R4218536-2 05/21/25 19:38

Analyte	Spike Amount ug/l	LCS Result ug/l	LCSD Result ug/l	LCS Rec. %	LCSD Rec. %	Rec. Limits %	LCS Qualifier	LCSD Qualifier	RPD %	RPD Limits %
4-Methyl-2-pentanone (MIBK)	25.0	22.8	22.9	91.2	91.6	68.0-142			0.438	20
Methyl tert-butyl ether	5.00	4.31	4.50	86.2	90.0	68.0-125			4.31	20
Naphthalene	5.00	3.31	3.62	66.2	72.4	54.0-135			8.95	20
n-Propylbenzene	5.00	4.50	4.71	90.0	94.2	77.0-124			4.56	20
Styrene	5.00	4.39	4.40	87.8	88.0	73.0-130			0.228	20
1,1,1,2-Tetrachloroethane	5.00	4.59	4.66	91.8	93.2	75.0-125			1.51	20
1,1,2,2-Tetrachloroethane	5.00	4.95	4.73	99.0	94.6	65.0-130			4.55	20
1,1,2-Trichlorotrifluoroethane	5.00	4.89	4.93	97.8	98.6	69.0-132			0.815	20
Tetrachloroethene	5.00	4.45	4.75	89.0	95.0	72.0-132			6.52	20
Toluene	5.00	4.72	4.83	94.4	96.6	79.0-120			2.30	20
1,2,3-Trichlorobenzene	5.00	3.99	4.22	79.8	84.4	50.0-138			5.60	20
1,2,4-Trichlorobenzene	5.00	4.01	4.09	80.2	81.8	57.0-137			1.98	20
1,1,1-Trichloroethane	5.00	4.77	4.97	95.4	99.4	73.0-124			4.11	20
1,1,2-Trichloroethane	5.00	4.65	4.67	93.0	93.4	80.0-120			0.429	20
Trichloroethene	5.00	4.78	4.96	95.6	99.2	78.0-124			3.70	20
Trichlorofluoromethane	5.00	5.30	5.28	106	106	59.0-147			0.378	20
1,2,3-Trichloropropane	5.00	4.76	4.77	95.2	95.4	73.0-130			0.210	20
1,2,4-Trimethylbenzene	5.00	4.19	4.40	83.8	88.0	76.0-121			4.89	20
1,2,3-Trimethylbenzene	5.00	4.34	4.45	86.8	89.0	77.0-120			2.50	20
1,3,5-Trimethylbenzene	5.00	4.40	4.66	88.0	93.2	76.0-122			5.74	20
Vinyl chloride	5.00	4.79	5.11	95.8	102	67.0-131			6.46	20
Xylenes, Total	15.0	13.4	13.6	89.3	90.7	79.0-123			1.48	20
(S) Toluene-d8				99.4	99.3	80.0-120				
(S) 4-Bromofluorobenzene				99.7	98.0	77.0-126				
(S) 1,2-Dichloroethane-d4				97.5	98.3	70.0-130				

1 Cp

2 Tc

3 Ss

4 Cn

5 Sr

6 Qc

7 Gl

8 Al

9 Sc

L1861371-03 Original Sample (OS) • Matrix Spike (MS) • Matrix Spike Duplicate (MSD)

(OS) L1861371-03 05/22/25 00:03 • (MS) R4218536-4 05/22/25 04:04 • (MSD) R4218536-5 05/22/25 04:25

Analyte	Spike Amount ug/l	Original Result ug/l	MS Result ug/l	MSD Result ug/l	MS Rec. %	MSD Rec. %	Dilution	Rec. Limits %	MS Qualifier	MSD Qualifier	RPD %	RPD Limits %
Acetone	25.0	ND	ND	ND	79.2	82.0	1	10.0-160			3.47	35
Acrolein	25.0	ND	ND	ND	180	192	1	10.0-160	J5	J5	6.44	39
Acrylonitrile	25.0	ND	34.9	37.3	140	149	1	21.0-160			6.65	32
Benzene	5.00	575	489	499	0.000	0.000	1	17.0-158	E V	E V	2.02	27
Bromobenzene	5.00	ND	4.47	4.65	89.4	93.0	1	30.0-149			3.95	28
Bromodichloromethane	5.00	ND	4.07	4.49	81.4	89.8	1	31.0-150			9.81	27
Bromoform	5.00	ND	3.90	4.16	78.0	83.2	1	29.0-150			6.45	29
Bromomethane	5.00	ND	ND	ND	69.8	67.6	1	10.0-160			3.20	38

L1861371-03 Original Sample (OS) • Matrix Spike (MS) • Matrix Spike Duplicate (MSD)

(OS) L1861371-03 05/22/25 00:03 • (MS) R4218536-4 05/22/25 04:04 • (MSD) R4218536-5 05/22/25 04:25

Analyte	Spike Amount ug/l	Original Result ug/l	MS Result ug/l	MSD Result ug/l	MS Rec. %	MSD Rec. %	Dilution	Rec. Limits %	MS Qualifier	MSD Qualifier	RPD %	RPD Limits %
n-Butylbenzene	5.00	ND	3.81	3.83	73.0	73.4	1	31.0-150			0.524	30
sec-Butylbenzene	5.00	ND	4.26	4.48	79.0	83.4	1	33.0-155			5.03	29
tert-Butylbenzene	5.00	ND	3.96	4.25	79.2	85.0	1	34.0-153			7.06	28
Carbon tetrachloride	5.00	ND	4.14	4.22	82.8	84.4	1	23.0-159			1.91	28
Chlorobenzene	5.00	ND	4.02	4.28	80.4	85.6	1	33.0-152			6.27	27
Chlorodibromomethane	5.00	ND	3.95	4.25	79.0	85.0	1	37.0-149			7.32	27
Chloroethane	5.00	ND	ND	ND	73.8	68.6	1	10.0-160			7.30	30
Chloroform	5.00	ND	5.83	6.08	117	122	1	29.0-154			4.20	28
Chloromethane	5.00	ND	9.61	10.3	192	206	1	10.0-160	J5	J5	6.93	29
2-Chlorotoluene	5.00	ND	4.60	4.82	92.0	96.4	1	32.0-153			4.67	28
4-Chlorotoluene	5.00	ND	3.94	4.20	78.8	84.0	1	32.0-150			6.39	28
1,2-Dibromo-3-Chloropropane	5.00	ND	ND	ND	73.8	84.4	1	22.0-151			13.4	34
1,2-Dibromoethane	5.00	ND	4.01	4.32	80.2	86.4	1	34.0-147			7.44	27
Dibromomethane	5.00	ND	3.88	4.21	77.6	84.2	1	30.0-151			8.16	27
1,2-Dichlorobenzene	5.00	ND	4.07	4.39	81.4	87.8	1	34.0-149			7.57	28
1,3-Dichlorobenzene	5.00	ND	4.06	4.32	81.2	86.4	1	36.0-146			6.21	27
1,4-Dichlorobenzene	5.00	ND	4.00	4.21	80.0	84.2	1	35.0-142			5.12	27
Dichlorodifluoromethane	5.00	ND	ND	ND	84.8	86.8	1	10.0-160			2.33	29
1,1-Dichloroethane	5.00	ND	4.27	4.64	85.4	92.8	1	25.0-158			8.31	27
1,2-Dichloroethane	5.00	ND	3.90	4.31	78.0	86.2	1	29.0-151			9.99	27
1,1-Dichloroethene	5.00	ND	4.05	4.36	81.0	87.2	1	11.0-160			7.37	29
cis-1,2-Dichloroethene	5.00	ND	4.19	4.50	83.8	90.0	1	10.0-160			7.13	27
trans-1,2-Dichloroethene	5.00	ND	3.94	4.39	78.8	87.8	1	17.0-153			10.8	27
1,2-Dichloropropane	5.00	ND	4.53	5.00	90.6	100	1	30.0-156			9.86	27
1,1-Dichloropropene	5.00	ND	4.19	4.48	83.8	89.6	1	25.0-158			6.69	27
1,3-Dichloropropane	5.00	ND	4.13	4.47	82.6	89.4	1	38.0-147			7.91	27
cis-1,3-Dichloropropene	5.00	ND	3.80	4.22	76.0	84.4	1	34.0-149			10.5	28
trans-1,3-Dichloropropene	5.00	ND	3.96	4.26	79.2	85.2	1	32.0-149			7.30	28
2,2-Dichloropropane	5.00	ND	3.95	4.24	79.0	84.8	1	24.0-152			7.08	29
Di-isopropyl ether	5.00	ND	4.29	4.75	85.8	95.0	1	21.0-160			10.2	28
Ethylbenzene	5.00	37.1	36.8	37.1	0.000	0.000	1	30.0-155	V	V	0.812	27
Hexachloro-1,3-butadiene	5.00	ND	3.94	3.89	78.8	77.8	1	20.0-154			1.28	34
Isopropylbenzene	5.00	2.29	5.95	6.18	73.2	77.8	1	28.0-157			3.79	27
p-Isopropyltoluene	5.00	ND	4.30	4.47	83.2	86.6	1	30.0-154			3.88	29
2-Butanone (MEK)	25.0	ND	19.3	20.9	77.2	83.6	1	10.0-160			7.96	32
Methylene Chloride	5.00	ND	ND	ND	83.4	89.4	1	23.0-144			6.94	28
4-Methyl-2-pentanone (MIBK)	25.0	ND	20.5	21.9	82.0	87.6	1	29.0-160			6.60	29
Methyl tert-butyl ether	5.00	ND	3.89	4.31	77.8	86.2	1	28.0-150			10.2	29
Naphthalene	5.00	ND	ND	ND	60.4	69.0	1	12.0-156			9.57	35
n-Propylbenzene	5.00	3.66	7.20	7.43	70.8	75.4	1	31.0-154			3.14	28

1 Cp

2 Tc

3 Ss

4 Cn

5 Sr

6 Qc

7 Gl

8 Al

9 Sc

L1861371-03 Original Sample (OS) • Matrix Spike (MS) • Matrix Spike Duplicate (MSD)

(OS) L1861371-03 05/22/25 00:03 • (MS) R4218536-4 05/22/25 04:04 • (MSD) R4218536-5 05/22/25 04:25

Analyte	Spike Amount ug/l	Original Result ug/l	MS Result ug/l	MSD Result ug/l	MS Rec. %	MSD Rec. %	Dilution	Rec. Limits %	MS Qualifier	MSD Qualifier	RPD %	RPD Limits %
Styrene	5.00	ND	3.82	3.89	76.4	77.8	1	33.0-155			1.82	28
1,1,1,2-Tetrachloroethane	5.00	ND	4.22	4.44	84.4	88.8	1	36.0-151			5.08	29
1,1,2,2-Tetrachloroethane	5.00	ND	4.50	4.73	90.0	94.6	1	33.0-150			4.98	28
1,1,2-Trichlorotrifluoroethane	5.00	ND	4.21	4.44	84.2	88.8	1	23.0-160			5.32	30
Tetrachloroethene	5.00	ND	4.12	4.32	82.4	86.4	1	10.0-160			4.74	27
Toluene	5.00	112	86.4	93.2	0.000	0.000	1	26.0-154	∇	∇	7.57	28
1,2,3-Trichlorobenzene	5.00	ND	3.47	3.75	69.4	75.0	1	17.0-150			7.76	36
1,2,4-Trichlorobenzene	5.00	ND	3.32	3.63	66.4	72.6	1	24.0-150			8.92	33
1,1,1-Trichloroethane	5.00	ND	4.20	4.54	84.0	90.8	1	23.0-160			7.78	28
1,1,2-Trichloroethane	5.00	ND	4.39	4.45	87.8	89.0	1	35.0-147			1.36	27
Trichloroethene	5.00	ND	4.30	4.36	86.0	87.2	1	10.0-160			1.39	25
Trichlorofluoromethane	5.00	ND	ND	ND	91.8	97.8	1	17.0-160			6.33	31
1,2,3-Trichloropropane	5.00	ND	4.03	4.24	80.6	84.8	1	34.0-151			5.08	29
1,2,4-Trimethylbenzene	5.00	16.8	18.4	19.2	32.0	48.0	1	26.0-154			4.26	27
1,2,3-Trimethylbenzene	5.00	4.46	7.90	8.28	68.8	76.4	1	32.0-149			4.70	28
1,3,5-Trimethylbenzene	5.00	6.40	9.42	10.1	60.4	74.0	1	28.0-153			6.97	27
Vinyl chloride	5.00	ND	4.10	4.52	82.0	90.4	1	10.0-160			9.74	27
Xylenes, Total	15.0	259	241	246	0.000	0.000	1	29.0-154	∇	∇	2.05	28
(S) Toluene-d8					97.1	97.4		80.0-120				
(S) 4-Bromofluorobenzene					98.1	98.4		77.0-126				
(S) 1,2-Dichloroethane-d4					95.7	93.1		70.0-130				

1 Cp

2 Tc

3 Ss

4 Cn

5 Sr

6 Qc

7 Gl

8 Al

9 Sc

Method Blank (MB)

(MB) R4218552-2 05/22/25 00:46

Analyte	MB Result ug/kg	MB Qualifier	MB MDL ug/kg	MB RDL ug/kg
Acenaphthylene	U		4.69	33.3
Benzidine	U		62.6	1670
Benzo(g,h,i)perylene	U		6.09	33.3
Bis(2-chlorethoxy)methane	U		10.0	333
Bis(2-chloroethyl)ether	U		11.0	333
2,2-Oxybis(1-Chloropropane)	U		14.4	333
4-Bromophenyl-phenylether	U		11.7	333
2-Chloronaphthalene	U		5.85	33.3
4-Chlorophenyl-phenylether	U		11.6	333
1,2-Dichlorobenzene	U		9.87	333
1,3-Dichlorobenzene	U		10.1	333
1,4-Dichlorobenzene	U		9.91	333
3,3-Dichlorobenzidine	U		12.3	333
2,4-Dinitrotoluene	U		9.55	333
2,6-Dinitrotoluene	U		10.9	333
Hexachlorobenzene	U		11.8	333
Hexachloro-1,3-butadiene	U		11.2	333
Hexachlorocyclopentadiene	U		17.5	333
Hexachloroethane	U		13.1	333
Isophorone	U		10.2	333
Nitrobenzene	U		11.6	333
n-Nitrosodimethylamine	U		49.4	333
n-Nitrosodiphenylamine	U		25.2	333
n-Nitrosodi-n-propylamine	U		11.1	333
Phenanthrene	U		6.61	33.3
Benzylbutyl phthalate	U		10.4	333
Bis(2-ethylhexyl)phthalate	U		42.2	333
Di-n-butyl phthalate	U		11.4	333
Diethyl phthalate	U		11.0	333
Dimethyl phthalate	U		70.6	333
Di-n-octyl phthalate	U		22.5	333
1,2,4-Trichlorobenzene	U		10.4	333
4-Chloro-3-methylphenol	U		10.8	333
2-Chlorophenol	U		11.0	333
2,4-Dichlorophenol	U		9.70	333
2,4-Dimethylphenol	U		8.70	333
4,6-Dinitro-2-methylphenol	U		75.5	333
2,4-Dinitrophenol	U		77.9	333
2-Nitrophenol	U		11.9	333
4-Nitrophenol	U		10.4	333

¹Cp

²Tc

³Ss

⁴Cn

⁵Sr

⁶Qc

⁷Gl

⁸Al

⁹Sc

Method Blank (MB)

(MB) R4218552-2 05/22/25 00:46

Analyte	MB Result	MB Qualifier	MB MDL	MB RDL
	ug/kg		ug/kg	ug/kg
Pentachlorophenol	U		8.96	333
Phenol	U		13.4	333
2,4,6-Trichlorophenol	U		10.7	333
(S) 2-Fluorophenol	70.6			12.0-120
(S) Phenol-d5	64.9			10.0-120
(S) Nitrobenzene-d5	59.2			10.0-122
(S) 2-Fluorobiphenyl	58.0			15.0-120
(S) 2,4,6-Tribromophenol	45.9			10.0-127
(S) p-Terphenyl-d14	68.5			10.0-120

Laboratory Control Sample (LCS)

(LCS) R4218552-1 05/22/25 00:25

Analyte	Spike Amount	LCS Result	LCS Rec.	Rec. Limits	LCS Qualifier
	ug/kg	ug/kg	%	%	
Acenaphthylene	666	476	71.5	40.0-120	
Benzidine	1330	382	28.7	10.0-120	
Benzo(g,h,i)perylene	666	406	61.0	43.0-120	
Bis(2-chlorethoxy)methane	666	352	52.9	20.0-120	
Bis(2-chloroethyl)ether	666	379	56.9	16.0-120	
2,2-Oxybis(1-Chloropropane)	666	396	59.5	23.0-120	
4-Bromophenyl-phenylether	666	425	63.8	40.0-120	
2-Chloronaphthalene	666	415	62.3	35.0-120	
4-Chlorophenyl-phenylether	666	407	61.1	40.0-120	
1,2-Dichlorobenzene	666	380	57.1	32.0-120	
1,3-Dichlorobenzene	666	372	55.9	30.0-120	
1,4-Dichlorobenzene	666	389	58.4	31.0-120	
3,3-Dichlorobenzidine	1330	884	66.5	28.0-120	
2,4-Dinitrotoluene	666	435	65.3	45.0-120	
2,6-Dinitrotoluene	666	401	60.2	42.0-120	
Hexachlorobenzene	666	391	58.7	39.0-120	
Hexachloro-1,3-butadiene	666	305	45.8	15.0-120	
Hexachlorocyclopentadiene	666	205	30.8	15.0-120	
Hexachloroethane	666	398	59.8	17.0-120	
Isophorone	666	352	52.9	23.0-120	
Nitrobenzene	666	345	51.8	17.0-120	
n-Nitrosodimethylamine	666	477	71.6	10.0-125	
n-Nitrosodiphenylamine	666	439	65.9	40.0-120	
n-Nitrosodi-n-propylamine	666	433	65.0	26.0-120	

1 Cp

2 Tc

3 Ss

4 Cn

5 Sr

6 Qc

7 Gl

8 Al

9 Sc

Laboratory Control Sample (LCS)

(LCS) R4218552-1 05/22/25 00:25

Analyte	Spike Amount ug/kg	LCS Result ug/kg	LCS Rec. %	Rec. Limits %	<u>LCS Qualifier</u>
Phenanthrene	666	403	60.5	42.0-120	
Benzylbutyl phthalate	666	486	73.0	40.0-120	
Bis(2-ethylhexyl)phthalate	666	506	76.0	41.0-120	
Di-n-butyl phthalate	666	487	73.1	43.0-120	
Diethyl phthalate	666	483	72.5	43.0-120	
Dimethyl phthalate	666	459	68.9	43.0-120	
Di-n-octyl phthalate	666	451	67.7	40.0-120	
1,2,4-Trichlorobenzene	666	322	48.3	17.0-120	
4-Chloro-3-methylphenol	666	377	56.6	28.0-120	
2-Chlorophenol	666	388	58.3	28.0-120	
2,4-Dichlorophenol	666	348	52.3	25.0-120	
2,4-Dimethylphenol	666	340	51.1	15.0-120	
4,6-Dinitro-2-methylphenol	666	327	49.1	16.0-120	
2,4-Dinitrophenol	666	270	40.5	10.0-120	
2-Nitrophenol	666	371	55.7	20.0-120	
4-Nitrophenol	666	408	61.3	27.0-120	
Pentachlorophenol	666	230	34.5	29.0-120	
Phenol	666	416	62.5	28.0-120	
2,4,6-Trichlorophenol	666	415	62.3	37.0-120	
(S) 2-Fluorophenol			72.4	12.0-120	
(S) Phenol-d5			67.6	10.0-120	
(S) Nitrobenzene-d5			51.4	10.0-122	
(S) 2-Fluorobiphenyl			63.1	15.0-120	
(S) 2,4,6-Tribromophenol			64.6	10.0-127	
(S) p-Terphenyl-d14			66.7	10.0-120	

1 Cp

2 Tc

3 Ss

4 Cn

5 Sr

6 Qc

7 Gl

8 Al

9 Sc

L1861301-05 Original Sample (OS) • Matrix Spike (MS) • Matrix Spike Duplicate (MSD)

(OS) L1861301-05 05/22/25 04:40 • (MS) R4218552-3 05/22/25 05:01 • (MSD) R4218552-4 05/22/25 05:22

Analyte	Spike Amount (dry) ug/kg	Original Result (dry) ug/kg	MS Result (dry) ug/kg	MSD Result (dry) ug/kg	MS Rec. %	MSD Rec. %	Dilution	Rec. Limits %	<u>MS Qualifier</u>	<u>MSD Qualifier</u>	RPD %	RPD Limits %
Acenaphthylene	730	ND	526	530	72.0	72.5	2	25.0-120			0.644	32
Benzidine	1460	ND	ND	ND	27.4	26.1	2	10.0-120			4.92	40
Benzo(g,h,i)perylene	730	ND	371	339	50.8	46.4	2	10.0-120			8.95	33
Bis(2-chlorethoxy)methane	730	ND	ND	ND	56.4	53.0	2	10.0-120			6.25	34
Bis(2-chloroethyl)ether	730	ND	ND	ND	62.3	57.8	2	10.0-120			7.50	40
2,2-Oxybis(1-Chloropropane)	730	ND	ND	ND	56.7	51.6	2	10.0-120			9.47	40
4-Bromophenyl-phenylether	730	ND	ND	ND	69.6	67.1	2	27.0-120			3.64	30
2-Chloronaphthalene	730	ND	445	440	60.9	60.2	2	20.0-120			1.03	32

L1861301-05 Original Sample (OS) • Matrix Spike (MS) • Matrix Spike Duplicate (MSD)

(OS) L1861301-05 05/22/25 04:40 • (MS) R4218552-3 05/22/25 05:01 • (MSD) R4218552-4 05/22/25 05:22

Analyte	Spike Amount (dry) ug/kg	Original Result (dry) ug/kg	MS Result (dry) ug/kg	MSD Result (dry) ug/kg	MS Rec. %	MSD Rec. %	Dilution	Rec. Limits %	MS Qualifier	MSD Qualifier	RPD %	RPD Limits %
4-Chlorophenyl-phenylether	730	ND	ND	ND	63.4	63.0	2	24.0-120			0.491	29
1,2-Dichlorobenzene	730	ND	ND	ND	55.9	51.9	2	10.0-120			7.49	38
1,3-Dichlorobenzene	730	ND	ND	ND	54.2	49.8	2	10.0-120			8.36	40
1,4-Dichlorobenzene	730	ND	ND	ND	57.5	51.9	2	10.0-120			10.2	39
3,3-Dichlorobenzidine	1460	ND	950	894	65.0	61.1	2	10.0-120			6.15	34
2,4-Dinitrotoluene	730	ND	ND	ND	70.0	66.6	2	30.0-120			5.00	31
2,6-Dinitrotoluene	730	ND	ND	ND	63.8	62.3	2	25.0-120			2.46	31
Hexachlorobenzene	730	ND	ND	ND	61.5	59.5	2	27.0-120			3.34	28
Hexachloro-1,3-butadiene	730	ND	ND	ND	50.5	46.7	2	10.0-120			7.67	38
Hexachlorocyclopentadiene	730	ND	ND	ND	3.65	3.23	2	10.0-120	J6	J6	12.2	40
Hexachloroethane	730	ND	ND	ND	33.2	30.3	2	10.0-120			9.29	40
Isophorone	730	ND	ND	ND	59.2	56.5	2	13.0-120			4.56	34
Nitrobenzene	730	ND	ND	ND	58.1	52.8	2	10.0-120			9.52	36
n-Nitrosodimethylamine	730	ND	ND	ND	62.4	53.4	2	10.0-127			15.5	40
n-Nitrosodiphenylamine	730	ND	ND	ND	71.6	71.6	2	17.0-120			0.000	29
n-Nitrosodi-n-propylamine	730	ND	ND	ND	68.2	63.4	2	10.0-120			7.32	37
Phenanthrene	730	ND	498	479	65.1	62.5	2	17.0-120			3.95	31
Benzylbutyl phthalate	730	ND	ND	ND	89.1	87.7	2	23.0-120			1.58	30
Bis(2-ethylhexyl)phthalate	730	ND	ND	ND	90.4	91.3	2	17.0-126			1.03	30
Di-n-butyl phthalate	730	ND	ND	ND	81.1	80.7	2	30.0-120			0.384	29
Diethyl phthalate	730	ND	ND	ND	76.4	74.2	2	26.0-120			2.89	28
Dimethyl phthalate	730	ND	ND	ND	69.6	67.9	2	25.0-120			2.49	29
Di-n-octyl phthalate	730	ND	ND	ND	93.0	91.6	2	21.0-123			1.51	29
1,2,4-Trichlorobenzene	730	ND	ND	ND	54.3	51.2	2	12.0-120			5.88	37
4-Chloro-3-methylphenol	730	ND	ND	ND	68.2	66.5	2	15.0-120			2.54	30
2-Chlorophenol	730	ND	ND	ND	58.5	56.4	2	15.0-120			3.78	37
2,4-Dichlorophenol	730	ND	ND	ND	61.3	59.8	2	20.0-120			2.56	31
2,4-Dimethylphenol	730	ND	ND	ND	55.9	55.1	2	10.0-120			1.40	33
4,6-Dinitro-2-methylphenol	730	ND	ND	ND	54.3	52.6	2	10.0-120			3.19	39
2,4-Dinitrophenol	730	ND	ND	ND	60.7	60.1	2	10.0-121			1.03	40
2-Nitrophenol	730	ND	ND	ND	64.4	60.4	2	12.0-120			6.47	39
4-Nitrophenol	730	ND	ND	ND	76.1	77.8	2	10.0-137			2.22	32
Pentachlorophenol	730	ND	ND	ND	50.9	54.8	2	10.0-160			7.34	31
Phenol	730	ND	ND	ND	62.7	60.1	2	12.0-120			4.30	38
2,4,6-Trichlorophenol	730	ND	ND	ND	65.1	65.2	2	19.0-120			0.238	32
(S) 2-Fluorophenol					72.8	70.5		12.0-120				
(S) Phenol-d5					68.8	66.1		10.0-120				
(S) Nitrobenzene-d5					58.7	55.3		10.0-122				
(S) 2-Fluorobiphenyl					59.9	59.6		15.0-120				

1 Cp

2 Tc

3 Ss

4 Cn

5 Sr

6 Qc

7 Gl

8 Al

9 Sc

L1861301-05 Original Sample (OS) • Matrix Spike (MS) • Matrix Spike Duplicate (MSD)

(OS) L1861301-05 05/22/25 04:40 • (MS) R4218552-3 05/22/25 05:01 • (MSD) R4218552-4 05/22/25 05:22

Analyte	Spike Amount (dry) ug/kg	Original Result (dry) ug/kg	MS Result (dry) ug/kg	MSD Result (dry) ug/kg	MS Rec. %	MSD Rec. %	Dilution	Rec. Limits %	MS Qualifier	MSD Qualifier	RPD %	RPD Limits %
(S) 2,4,6-Tribromophenol					74.1	69.9		10.0-127				
(S) p-Terphenyl-d14					71.1	69.9		10.0-120				

Sample Narrative:

OS: Dilution due to matrix impact during extract concentration procedure

- 1 Cp
- 2 Tc
- 3 Ss
- 4 Cn
- 5 Sr
- 6 Qc
- 7 Gl
- 8 Al
- 9 Sc

GLOSSARY OF TERMS

Guide to Reading and Understanding Your Laboratory Report

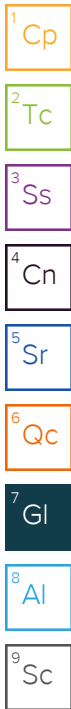
The information below is designed to better explain the various terms used in your report of analytical results from the Laboratory. This is not intended as a comprehensive explanation, and if you have additional questions please contact your project representative.

Results Disclaimer - Information that may be provided by the customer, and contained within this report, include Permit Limits, Project Name, Sample ID, Sample Matrix, Sample Preservation, Field Blanks, Field Spikes, Field Duplicates, On-Site Data, Sampling Collection Dates/Times, and Sampling Location. Results relate to the accuracy of this information provided, and as the samples are received.

Abbreviations and Definitions

(dry)	Results are reported based on the dry weight of the sample. [this will only be present on a dry report basis for soils].
MDL	Method Detection Limit.
ND	Not detected at the Reporting Limit (or MDL where applicable).
RDL	Reported Detection Limit.
RDL (dry)	Reported Detection Limit.
Rec.	Recovery.
RPD	Relative Percent Difference.
SDG	Sample Delivery Group.
(S)	Surrogate (Surrogate Standard) - Analytes added to every blank, sample, Laboratory Control Sample/Duplicate and Matrix Spike/Duplicate; used to evaluate analytical efficiency by measuring recovery. Surrogates are not expected to be detected in all environmental media.
U	Not detected at the Reporting Limit (or MDL where applicable).
Analyte	The name of the particular compound or analysis performed. Some Analyses and Methods will have multiple analytes reported.
Dilution	If the sample matrix contains an interfering material, the sample preparation volume or weight values differ from the standard, or if concentrations of analytes in the sample are higher than the highest limit of concentration that the laboratory can accurately report, the sample may be diluted for analysis. If a value different than 1 is used in this field, the result reported has already been corrected for this factor.
Limits	These are the target % recovery ranges or % difference value that the laboratory has historically determined as normal for the method and analyte being reported. Successful QC Sample analysis will target all analytes recovered or duplicated within these ranges.
Original Sample	The non-spiked sample in the prep batch used to determine the Relative Percent Difference (RPD) from a quality control sample. The Original Sample may not be included within the reported SDG.
Qualifier	This column provides a letter and/or number designation that corresponds to additional information concerning the result reported. If a Qualifier is present, a definition per Qualifier is provided within the Glossary and Definitions page and potentially a discussion of possible implications of the Qualifier in the Case Narrative if applicable.
Result	The actual analytical final result (corrected for any sample specific characteristics) reported for your sample. If there was no measurable result returned for a specific analyte, the result in this column may state "ND" (Not Detected) or "BDL" (Below Detectable Levels). The information in the results column should always be accompanied by either an MDL (Method Detection Limit) or RDL (Reporting Detection Limit) that defines the lowest value that the laboratory could detect or report for this analyte.
Uncertainty (Radiochemistry)	Confidence level of 2 sigma.
Case Narrative (Cn)	A brief discussion about the included sample results, including a discussion of any non-conformances to protocol observed either at sample receipt by the laboratory from the field or during the analytical process. If present, there will be a section in the Case Narrative to discuss the meaning of any data qualifiers used in the report.
Quality Control Summary (Qc)	This section of the report includes the results of the laboratory quality control analyses required by procedure or analytical methods to assist in evaluating the validity of the results reported for your samples. These analyses are not being performed on your samples typically, but on laboratory generated material.
Sample Chain of Custody (Sc)	This is the document created in the field when your samples were initially collected. This is used to verify the time and date of collection, the person collecting the samples, and the analyses that the laboratory is requested to perform. This chain of custody also documents all persons (excluding commercial shippers) that have had control or possession of the samples from the time of collection until delivery to the laboratory for analysis.
Sample Results (Sr)	This section of your report will provide the results of all testing performed on your samples. These results are provided by sample ID and are separated by the analyses performed on each sample. The header line of each analysis section for each sample will provide the name and method number for the analysis reported.
Sample Summary (Ss)	This section of the Analytical Report defines the specific analyses performed for each sample ID, including the dates and times of preparation and/or analysis.

Qualifier	Description
C3	The reported concentration is an estimate. The continuing calibration standard associated with this data responded low. Method sensitivity check is acceptable.
C7	The initial calibration verification standard (SSCV) associated with this data responded high.
E	The analyte concentration exceeds the upper limit of the calibration range of the instrument established by the initial calibration (ICAL).
J3	The associated batch QC was outside the established quality control range for precision.
J5	The sample matrix interfered with the ability to make any accurate determination; spike value is high.
J6	The sample matrix interfered with the ability to make any accurate determination; spike value is low.
V	The sample concentration is too high to evaluate accurate spike recoveries.



ACCREDITATIONS & LOCATIONS

Pace Analytical National 12065 Lebanon Rd Mount Juliet, TN 37122

Alabama	40660	Nebraska	NE-OS-15-05
Alaska	17-026	Nevada	TN000032021-1
Arizona	AZ0612	New Hampshire	2975
Arkansas	88-0469	New Jersey–NELAP	TN002
California	2932	New Mexico ¹	TN00003
Colorado	TN00003	New York	11742
Connecticut	PH-0197	North Carolina	Env375
Florida	E87487	North Carolina ¹	DW21704
Georgia	NELAP	North Carolina ³	41
Georgia ¹	923	North Dakota	R-140
Idaho	TN00003	Ohio–VAP	CL0069
Illinois	200008	Oklahoma	9915
Indiana	C-TN-01	Oregon	TN200002
Iowa	364	Pennsylvania	68-02979
Kansas	E-10277	Rhode Island	LA000356
Kentucky ^{1,6}	KY90010	South Carolina	84004002
Kentucky ²	16	South Dakota	n/a
Louisiana	AI30792	Tennessee ^{1,4}	2006
Louisiana	LA018	Texas	T104704245-20-18
Maine	TN00003	Texas ⁵	LAB0152
Maryland	324	Utah	TN000032021-11
Massachusetts	M-TN003	Vermont	VT2006
Michigan	9958	Virginia	110033
Minnesota	047-999-395	Washington	C847
Mississippi	TN00003	West Virginia	233
Missouri	340	Wisconsin	998093910
Montana	CERT0086	Wyoming	A2LA
A2LA – ISO 17025	1461.01	AIHA-LAP,LLC EMLAP	100789
A2LA – ISO 17025 ⁵	1461.02	DOD	1461.01
Canada	1461.01	USDA	P330-15-00234
EPA–Crypto	TN00003		

¹ Drinking Water ² Underground Storage Tanks ³ Aquatic Toxicity ⁴ Chemical/Microbiological ⁵ Mold ⁶ Wastewater n/a Accreditation not applicable

* Not all certifications held by the laboratory are applicable to the results reported in the attached report.

* Accreditation is only applicable to the test methods specified on each scope of accreditation held by Pace Analytical.





Pace® Location Requested (City/State):

CHAIN-OF-CUSTODY Analytical Request Document

Pace National, 12065 Lebanon Road, Mt. Juliet, TN 37122

Chain-of-Custody is a LEGAL DOCUMENT - Complete all relevant fields

LAB USE ONLY- Affix Workorder/Login Label Here



Scan QR Code for instructions

11861400

Company Name: CTEH, LLC
Street Address: 5120 North Shore Drive, North Little Rock, AR 72118

Contact/Report To: Chevron-Bishop, Kyle Lawrence, Tami McMullin, Andy Henault, Eric Catlin, Madelyn Klinkerman
Phone #:
E-Mail: chevron_bishop@cteh.com; kylielawrence@cteh.com; tmcnullin@cteh.com; ahenault@cteh.com
Cc E-Mail: ecatlin@cteh.com; mklinkerman@cteh.com

Customer Project #: PROJ-054017
Project Name: Bishop LOC
Site Collection Info/Facility ID (as applicable): Galeton, CO

Invoice to: CTEH
Invoice E-mail: ctehap@montrose-env.com
Purchase Order # (if applicable):
Quote #:

Specify Container Size **
8oz 8oz 8oz 8oz 6
Identify Container Preservative Type***

** Container Size: (1) 1L, (2) 500mL, (3) 250mL, (4) 125mL, (5) 100mL, (6) 40mL vial, (7) EnCore, (8) TerraCore, (9) 90mL, (10) Other
*** Preservative Types: (1) None, (2) HNO3, (3) H2SO4, (4) HCl, (5) NaOH, (6) Zn Acetate, (7) NaHSO4, (8) Sod. Thiosulfate, (9) Ascorbic Acid, (10) MeOH, (11) Other

Time Zone Collected: [] AK [] PT [X] MT [] CT [] ET
County / State origin of sample(s): CO

Reportable [] Yes [] No

Data Deliverables:
[X] Level II [] Level III [] Level IV
[] EQUIS
[] Other

Regulatory Program (DW, RCRA, etc.) as applicable:
Rush (Pre-approval required):
[] Same Day [] 1 Day [] 2 Day [] 3 Day Other ASAP
Date Results Requested:

DW PWSID # or WW Permit # as applicable:
Field Filtered (if applicable): [] Yes [] No
Analysis:

Analysis Requested
VOCs 8260D
SVOCs 8270E; Metals 6010D
Total N/TKN/NH4/NH3 EPA 350.1
351.2, 9056A, SM 4500 Norg
TOC Walkley Black
VOCs 8260D
MS/MSD

Proj. Mgr: 546-Jared Starkey
AcctNum / Client ID: CTEHER
Table #:
Profile / Template: T271979
Prelog / Bottle Ord. ID:

* Matrix Codes (Insert in Matrix box below): Drinking Water (DW), Ground Water (GW), Wastewater (WW), Product (P), Soil/Solid (SS), Oil (OL), Wipe (WP), Tissue (TS), Bioassay (B), Vapor (V), Surface Water (SW), Sediment (SED), Sludge (SL), Caulk (CX), Leachate (LI), Biosolid (BS), Other (OT)

Table with columns: Customer Sample ID, Matrix, Comp / Grab, Composite Start (Date, Time), Collected or Composite End (Date, Time), # Cont., Residual Chlorine Result, Units. Rows include GACO0520T166S001 and GACO0520T166T001.

Table with columns: VOCs 8260D, SVOCs 8270E; Metals 6010D, Total N/TKN/NH4/NH3 EPA 350.1, 351.2, 9056A, SM 4500 Norg, TOC Walkley Black, VOCs 8260D, MS/MSD. Includes handwritten 'MS' and 'MB'.

Sample Comment
Preservation non-conformance identified for sample.

Sample Receipt Checklist
COC Seal Present/Intact: Y N NP If Applicable
COC Signed/Accurate: Y N VOA Zero Headspace: Y N
Bottles arrive intact: Y N Pres. Correct/Check: Y N
Correct bottles used: Y N
Sufficient volume sent: Y N Condition: NCF OK
RA Screen <0.5 mR/hr: Y N COA# 01/15/25 3 2/25/25

Additional Instructions from Pace*:
VOCs - full list minus BTEX, 1,2,4-TMB, 1,3,5-TMB; SVOCs - full list minus PAHs, 1-methylnaphthalene, 2-methylnaphthalene; Metals - TAL minus RCRA, Cu, Ni, Zn

Collected By: Printed Name Signature M. Beck

Customer Remarks / Special Conditions / Possible Hazards:
Coolers: Thermometer ID: Correction Factor (°C): Obs. Temp. (°C): Corrected Temp. (°C): [] On Ice

Relinquished by/Company: (Signature) CTEH

Date/Time: 5-20-25 1500

Received by/Company: (Signature) Pace

Date/Time: 5-20-25 1800

Tracking Number:

Relinquished by/Company: (Signature)

Date/Time:

Received by/Company: (Signature) Bando

Date/Time: 05/21/2025 1525

Delivered by: [] In-Person [] Courier

Relinquished by/Company: (Signature)

Date/Time:

Received by/Company: (Signature)

Date/Time:

[] FedEx [] UPS [] Other

Relinquished by/Company: (Signature)

Date/Time:

Received by/Company: (Signature)

Date/Time:

Page: 1 of 1

Time estimate: 0h

Time spent: 0h

Grouping date: 22 May 2025

Members

- DP Devin Piedimonte (responsible)
- JS Jared Starkey

- Login Clarification needed
- Chain of custody is incomplete
- Custody seal not intact
- Please specify Metals requested
- Please specify TCLP requested
- Received additional samples not listed on COC
- Sample IDs on containers do not match IDs on COC
- Client did not "X" analysis
- Chain of Custody is missing
- If no COC: Received by: _____
- If no COC: Date/Time: _____
- If no COC: Temp./Cont.Rec./pH: _____
- If no COC: Carrier: _____
- If no COC: Tracking #: _____
- Client informed by call
- Client informed by Email
- Client informed by Voicemail
- Date/Time: _____
- PM initials: _____
- Client Contact: _____

Comments

<i>Devin Piedimonte</i> One trip blank had headspace.	<i>21 May 2025 4:32 PM</i>
<i>Jared Starkey</i> Proceed with analysis. Use container without headspace.	<i>21 May 2025 8:09 PM</i>
<i>Devin Piedimonte</i> Thank you for your time and help. Completed!	<i>22 May 2025 8:22 AM</i>