

**Chevron - CO**

Sample Delivery Group: L1874743  
Samples Received: 07/01/2025  
Project Number:  
Description: Todd 20-02

Report To: CDH Team  
2115 117th Avenue  
Greeley, CO 80631

Entire Report Reviewed By:



Chris Ward  
Project Manager

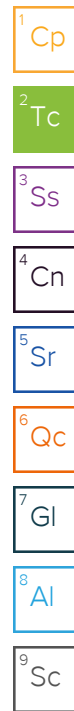
Results relate only to the items tested or calibrated and are reported as rounded values. This test report shall not be reproduced, except in full, without written approval of the laboratory. Where applicable, sampling conducted by Pace Analytical National is performed per guidance provided in laboratory standard operating procedures ENV-SOP-MTJL-0067 and ENV-SOP-MTJL-0068. Where sampling conducted by the customer, results relate to the accuracy of the information provided, and as the samples are received.

**Pace Analytical National**

12065 Lebanon Rd Mount Juliet, TN 37122 615-758-5858 800-767-5859 mydata.pacelabs.com

# TABLE OF CONTENTS

<b>Cp: Cover Page</b>	1
<b>Tc: Table of Contents</b>	2
<b>Ss: Sample Summary</b>	3
<b>Cn: Case Narrative</b>	5
<b>Sr: Sample Results</b>	6
BKG01@4' L1874743-01	6
BKG01@6' L1874743-02	7
BKG02@4' L1874743-03	8
BKG02@6' L1874743-04	9
BKG03@4' L1874743-05	10
BKG03@6' L1874743-06	11
<b>Qc: Quality Control Summary</b>	12
Wet Chemistry by Method 7199	12
Metals (ICP) by Method 6010D (S-7.10)	13
Metals (ICPMS) by Method 6020B	15
<b>Gl: Glossary of Terms</b>	16
<b>Al: Accreditations &amp; Locations</b>	17
<b>Sc: Sample Chain of Custody</b>	18



# SAMPLE SUMMARY

## BKG01@4' L1874743-01

Collected by: Simon Hertzzer Gascho  
 Collected date/time: 06/30/25 13:50  
 Received date/time: 07/01/25 08:00

Method	Batch	Dilution	Preparation date/time	Analysis date/time	Analyst	Location
Calculated Results	WG2552889	1	07/09/25 06:10	07/09/25 06:10	JTM	Mt. Juliet, TN
Wet Chemistry by Method 7199	WG2559890	1	07/18/25 13:17	07/22/25 19:53	SET	Mt. Juliet, TN
Wet Chemistry by Method 9045D (S-1.10)	WG2557115	1	07/13/25 12:14	07/15/25 13:07	ARD	Mt. Juliet, TN
Wet Chemistry by Method 9050AMod (S-1.20)	WG2557200	1	07/10/25 14:57	07/16/25 09:40	ARD	Mt. Juliet, TN
Metals (ICP) by Method 6010D (S-7.10)	WG2552949	1	07/06/25 11:25	07/12/25 11:26	RLS	Mt. Juliet, TN
Metals (ICPMS) by Method 6020B	WG2553669	5	07/07/25 16:59	07/25/25 16:06	JPD	Mt. Juliet, TN



## BKG01@6' L1874743-02

Collected by: Simon Hertzzer Gascho  
 Collected date/time: 06/30/25 13:52  
 Received date/time: 07/01/25 08:00

Method	Batch	Dilution	Preparation date/time	Analysis date/time	Analyst	Location
Calculated Results	WG2552889	1	07/09/25 06:13	07/09/25 06:13	JTM	Mt. Juliet, TN
Wet Chemistry by Method 7199	WG2559890	1	07/18/25 13:17	07/22/25 20:22	SET	Mt. Juliet, TN
Wet Chemistry by Method 9045D (S-1.10)	WG2557115	1	07/13/25 12:14	07/15/25 13:07	ARD	Mt. Juliet, TN
Wet Chemistry by Method 9050AMod (S-1.20)	WG2557200	1	07/10/25 14:57	07/16/25 09:40	ARD	Mt. Juliet, TN
Metals (ICP) by Method 6010D (S-7.10)	WG2552949	1	07/06/25 11:25	07/12/25 12:00	RLS	Mt. Juliet, TN
Metals (ICPMS) by Method 6020B	WG2553669	5	07/07/25 16:59	07/25/25 16:10	JPD	Mt. Juliet, TN

## BKG02@4' L1874743-03

Collected by: Simon Hertzzer Gascho  
 Collected date/time: 06/30/25 14:00  
 Received date/time: 07/01/25 08:00

Method	Batch	Dilution	Preparation date/time	Analysis date/time	Analyst	Location
Calculated Results	WG2552889	1	07/09/25 06:16	07/09/25 06:16	JTM	Mt. Juliet, TN
Wet Chemistry by Method 7199	WG2559890	1	07/18/25 13:17	07/22/25 20:32	SET	Mt. Juliet, TN
Wet Chemistry by Method 9045D (S-1.10)	WG2557115	1	07/13/25 12:14	07/15/25 13:07	ARD	Mt. Juliet, TN
Wet Chemistry by Method 9050AMod (S-1.20)	WG2557200	1	07/10/25 14:57	07/16/25 09:40	ARD	Mt. Juliet, TN
Metals (ICP) by Method 6010D (S-7.10)	WG2552949	1	07/06/25 11:25	07/12/25 12:02	RLS	Mt. Juliet, TN
Metals (ICPMS) by Method 6020B	WG2553669	5	07/07/25 16:59	07/25/25 16:13	JPD	Mt. Juliet, TN

## BKG02@6' L1874743-04

Collected by: Simon Hertzzer Gascho  
 Collected date/time: 06/30/25 14:02  
 Received date/time: 07/01/25 08:00

Method	Batch	Dilution	Preparation date/time	Analysis date/time	Analyst	Location
Calculated Results	WG2552889	1	07/09/25 04:58	07/09/25 04:58	JTM	Mt. Juliet, TN
Wet Chemistry by Method 7199	WG2559890	1	07/18/25 13:17	07/22/25 20:42	SET	Mt. Juliet, TN
Wet Chemistry by Method 9045D (S-1.10)	WG2557115	1	07/13/25 12:14	07/15/25 13:07	ARD	Mt. Juliet, TN
Wet Chemistry by Method 9050AMod (S-1.20)	WG2557200	1	07/10/25 14:57	07/16/25 09:40	ARD	Mt. Juliet, TN
Metals (ICP) by Method 6010D (S-7.10)	WG2552949	1	07/06/25 11:25	07/12/25 12:10	RLS	Mt. Juliet, TN
Metals (ICPMS) by Method 6020B	WG2553669	5	07/07/25 16:59	07/25/25 16:16	JPD	Mt. Juliet, TN

## BKG03@4' L1874743-05

Collected by: Simon Hertzzer Gascho  
 Collected date/time: 06/30/25 14:15  
 Received date/time: 07/01/25 08:00

Method	Batch	Dilution	Preparation date/time	Analysis date/time	Analyst	Location
Calculated Results	WG2552896	1	07/09/25 22:47	07/09/25 22:47	BAG	Mt. Juliet, TN
Wet Chemistry by Method 7199	WG2559890	1	07/18/25 13:17	07/22/25 20:51	SET	Mt. Juliet, TN
Wet Chemistry by Method 9045D (S-1.10)	WG2557128	1	07/13/25 11:57	07/14/25 10:04	ARD	Mt. Juliet, TN
Wet Chemistry by Method 9050AMod (S-1.20)	WG2557259	1	07/10/25 15:47	07/15/25 11:55	ARD	Mt. Juliet, TN
Metals (ICP) by Method 6010D (S-7.10)	WG2552950	1	07/09/25 06:42	07/12/25 09:30	RLS	Mt. Juliet, TN
Metals (ICPMS) by Method 6020B	WG2553669	5	07/07/25 16:59	07/25/25 16:19	JPD	Mt. Juliet, TN

# SAMPLE SUMMARY

BKG03@6' L1874743-06

Collected by: Simon Hertzler Gascho  
 Collected date/time: 06/30/25 14:17  
 Received date/time: 07/01/25 08:00

Method	Batch	Dilution	Preparation date/time	Analysis date/time	Analyst	Location
Calculated Results	WG2552896	1	07/09/25 22:50	07/09/25 22:50	BAG	Mt. Juliet, TN
Wet Chemistry by Method 7199	WG2559890	1	07/18/25 13:17	07/22/25 21:01	SET	Mt. Juliet, TN
Wet Chemistry by Method 9045D (S-1.10)	WG2557128	1	07/13/25 11:57	07/14/25 10:04	ARD	Mt. Juliet, TN
Wet Chemistry by Method 9050AMod (S-1.20)	WG2557259	1	07/10/25 15:47	07/15/25 11:55	ARD	Mt. Juliet, TN
Metals (ICP) by Method 6010D (S-7.10)	WG2552950	1	07/09/25 06:42	07/12/25 09:33	RLS	Mt. Juliet, TN
Metals (ICPMS) by Method 6020B	WG2553669	10	07/07/25 16:59	07/25/25 16:47	JPD	Mt. Juliet, TN
Metals (ICPMS) by Method 6020B	WG2553669	5	07/07/25 16:59	07/25/25 16:22	JPD	Mt. Juliet, TN

- 1  
Cp
- 2  
Tc
- 3  
Ss
- 4  
Cn
- 5  
Sr
- 6  
Qc
- 7  
Gl
- 8  
Al
- 9  
Sc

# CASE NARRATIVE

All sample aliquots were received at the correct temperature, in the proper containers, with the appropriate preservatives, and within method specified holding times, unless qualified or notated within the report. Where applicable, all MDL (LOD) and RDL (LOQ) values reported for environmental samples have been corrected for the dilution factor used in the analysis. All Method and Batch Quality Control are within established criteria except where addressed in this case narrative, a non-conformance form or properly qualified within the sample results. By my digital signature below, I affirm to the best of my knowledge, all problems/anomalies observed by the laboratory as having the potential to affect the quality of the data have been identified by the laboratory, and no information or data have been knowingly withheld that would affect the quality of the data.



Chris Ward  
Project Manager

<sup>1</sup> Cp

<sup>2</sup> Tc

<sup>3</sup> Ss

<sup>4</sup> Cn

<sup>5</sup> Sr

<sup>6</sup> Qc

<sup>7</sup> Gl

<sup>8</sup> Al

<sup>9</sup> Sc

Calculated Results

Analyte	Result	Qualifier	Dilution	Analysis date / time	Batch
Sodium Adsorption Ratio	1.00		1	07/09/2025 06:10	WG2552889

- 1 Cp
- 2 Tc
- 3 Ss
- 4 Cn
- 5 Sr
- 6 Qc
- 7 Gl
- 8 Al
- 9 Sc

Wet Chemistry by Method 7199

Analyte	Result	Qualifier	RDL	Dilution	Analysis date / time	Batch
Hexavalent Chromium	0.470		0.200	1	07/22/2025 19:53	<a href="#">WG2559890</a>

Wet Chemistry by Method 9045D (S-1.10)

Analyte	Result	Qualifier	Dilution	Analysis date / time	Batch
pH	7.52		1	07/15/2025 13:07	<a href="#">WG2557115</a>

Sample Narrative:

L1874743-01 WG2557115: 7.52 at 27C

Wet Chemistry by Method 9050AMod (S-1.20)

Analyte	Result	Units	Qualifier	RDL	Dilution	Analysis date / time	Batch
Specific Conductance	1.30	mmhos/cm		0.0100	1	07/16/2025 09:40	<a href="#">WG2557200</a>

Sample Narrative:

L1874743-01 WG2557200: at 25C

Metals (ICP) by Method 6010D (S-7.10)

Analyte	Result	Qualifier	RDL	Dilution	Analysis date / time	Batch
Hot Water Sol. Boron	ND		0.100	1	07/12/2025 11:26	<a href="#">WG2552949</a>

Metals (ICPMS) by Method 6020B

Analyte	Result	Qualifier	RDL	Dilution	Analysis date / time	Batch
Arsenic	4.16		0.100	5	07/25/2025 16:06	<a href="#">WG2553669</a>
Barium	138		10.0	5	07/25/2025 16:06	<a href="#">WG2553669</a>
Cadmium	0.148		0.100	5	07/25/2025 16:06	<a href="#">WG2553669</a>
Copper	ND		10.0	5	07/25/2025 16:06	<a href="#">WG2553669</a>
Lead	ND		10.0	5	07/25/2025 16:06	<a href="#">WG2553669</a>
Nickel	13.1		10.0	5	07/25/2025 16:06	<a href="#">WG2553669</a>
Selenium	0.517		0.100	5	07/25/2025 16:06	<a href="#">WG2553669</a>
Silver	ND		0.500	5	07/25/2025 16:06	<a href="#">WG2553669</a>
Zinc	51.8		50.0	5	07/25/2025 16:06	<a href="#">WG2553669</a>

Calculated Results

Analyte	Result	Qualifier	Dilution	Analysis date / time	Batch
Sodium Adsorption Ratio	2.90		1	07/09/2025 06:13	WG2552889

Wet Chemistry by Method 7199

Analyte	Result mg/kg	Qualifier	RDL mg/kg	Dilution	Analysis date / time	Batch
Hexavalent Chromium	ND		0.200	1	07/22/2025 20:22	<a href="#">WG2559890</a>

Wet Chemistry by Method 9045D (S-1.10)

Analyte	Result su	Qualifier	Dilution	Analysis date / time	Batch
pH	7.61		1	07/15/2025 13:07	<a href="#">WG2557115</a>

Sample Narrative:

L1874743-02 WG2557115: 7.61 at 27.5C

Wet Chemistry by Method 9050AMod (S-1.20)

Analyte	Result	Units	Qualifier	RDL	Dilution	Analysis date / time	Batch
Specific Conductance	2.14	mmhos/cm		0.0100	1	07/16/2025 09:40	<a href="#">WG2557200</a>

Sample Narrative:

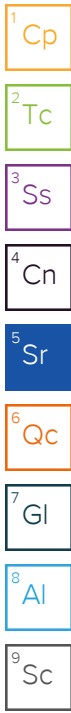
L1874743-02 WG2557200: at 25C

Metals (ICP) by Method 6010D (S-7.10)

Analyte	Result mg/l	Qualifier	RDL mg/l	Dilution	Analysis date / time	Batch
Hot Water Sol. Boron	ND		0.100	1	07/12/2025 12:00	<a href="#">WG2552949</a>

Metals (ICPMS) by Method 6020B

Analyte	Result mg/kg	Qualifier	RDL mg/kg	Dilution	Analysis date / time	Batch
Arsenic	1.88		0.100	5	07/25/2025 16:10	<a href="#">WG2553669</a>
Barium	62.5		10.0	5	07/25/2025 16:10	<a href="#">WG2553669</a>
Cadmium	ND		0.100	5	07/25/2025 16:10	<a href="#">WG2553669</a>
Copper	ND		10.0	5	07/25/2025 16:10	<a href="#">WG2553669</a>
Lead	ND		10.0	5	07/25/2025 16:10	<a href="#">WG2553669</a>
Nickel	ND		10.0	5	07/25/2025 16:10	<a href="#">WG2553669</a>
Selenium	0.389		0.100	5	07/25/2025 16:10	<a href="#">WG2553669</a>
Silver	ND		0.500	5	07/25/2025 16:10	<a href="#">WG2553669</a>
Zinc	ND		50.0	5	07/25/2025 16:10	<a href="#">WG2553669</a>



Calculated Results

Analyte	Result	Qualifier	Dilution	Analysis date / time	Batch
Sodium Adsorption Ratio	0.523		1	07/09/2025 06:16	WG2552889

Wet Chemistry by Method 7199

Analyte	Result mg/kg	Qualifier	RDL mg/kg	Dilution	Analysis date / time	Batch
Hexavalent Chromium	0.385		0.200	1	07/22/2025 20:32	<a href="#">WG2559890</a>

Wet Chemistry by Method 9045D (S-1.10)

Analyte	Result su	Qualifier	Dilution	Analysis date / time	Batch
pH	7.66		1	07/15/2025 13:07	<a href="#">WG2557115</a>

Sample Narrative:

L1874743-03 WG2557115: 7.66 at 26.8C

Wet Chemistry by Method 9050AMod (S-1.20)

Analyte	Result	Units	Qualifier	RDL	Dilution	Analysis date / time	Batch
Specific Conductance	0.369	mmhos/cm		0.0100	1	07/16/2025 09:40	<a href="#">WG2557200</a>

Sample Narrative:

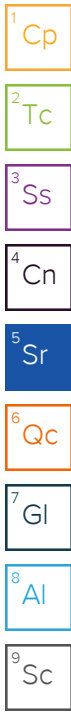
L1874743-03 WG2557200: at 25C

Metals (ICP) by Method 6010D (S-7.10)

Analyte	Result mg/l	Qualifier	RDL mg/l	Dilution	Analysis date / time	Batch
Hot Water Sol. Boron	ND		0.100	1	07/12/2025 12:02	<a href="#">WG2552949</a>

Metals (ICPMS) by Method 6020B

Analyte	Result mg/kg	Qualifier	RDL mg/kg	Dilution	Analysis date / time	Batch
Arsenic	4.49		0.100	5	07/25/2025 16:13	<a href="#">WG2553669</a>
Barium	80.7		10.0	5	07/25/2025 16:13	<a href="#">WG2553669</a>
Cadmium	0.119		0.100	5	07/25/2025 16:13	<a href="#">WG2553669</a>
Copper	ND		10.0	5	07/25/2025 16:13	<a href="#">WG2553669</a>
Lead	ND		10.0	5	07/25/2025 16:13	<a href="#">WG2553669</a>
Nickel	10.1		10.0	5	07/25/2025 16:13	<a href="#">WG2553669</a>
Selenium	0.553		0.100	5	07/25/2025 16:13	<a href="#">WG2553669</a>
Silver	ND		0.500	5	07/25/2025 16:13	<a href="#">WG2553669</a>
Zinc	ND		50.0	5	07/25/2025 16:13	<a href="#">WG2553669</a>



Calculated Results

Analyte	Result	Qualifier	Dilution	Analysis date / time	Batch
Sodium Adsorption Ratio	0.321		1	07/09/2025 04:58	WG2552889

- 1 Cp
- 2 Tc
- 3 Ss
- 4 Cn
- 5 Sr
- 6 Qc
- 7 Gl
- 8 Al
- 9 Sc

Wet Chemistry by Method 7199

Analyte	Result	Qualifier	RDL	Dilution	Analysis date / time	Batch
Hexavalent Chromium	0.229		0.200	1	07/22/2025 20:42	<a href="#">WG2559890</a>

Wet Chemistry by Method 9045D (S-1.10)

Analyte	Result	Qualifier	Dilution	Analysis date / time	Batch
pH	8.13		1	07/15/2025 13:07	<a href="#">WG2557115</a>

Sample Narrative:

L1874743-04 WG2557115: 8.13 at 26.2C

Wet Chemistry by Method 9050AMod (S-1.20)

Analyte	Result	Units	Qualifier	RDL	Dilution	Analysis date / time	Batch
Specific Conductance	0.232	mmhos/cm		0.0100	1	07/16/2025 09:40	<a href="#">WG2557200</a>

Sample Narrative:

L1874743-04 WG2557200: at 25C

Metals (ICP) by Method 6010D (S-7.10)

Analyte	Result	Qualifier	RDL	Dilution	Analysis date / time	Batch
Hot Water Sol. Boron	ND		0.100	1	07/12/2025 12:10	<a href="#">WG2552949</a>

Metals (ICPMS) by Method 6020B

Analyte	Result	Qualifier	RDL	Dilution	Analysis date / time	Batch
Arsenic	2.45		0.100	5	07/25/2025 16:16	<a href="#">WG2553669</a>
Barium	61.4		10.0	5	07/25/2025 16:16	<a href="#">WG2553669</a>
Cadmium	ND		0.100	5	07/25/2025 16:16	<a href="#">WG2553669</a>
Copper	ND		10.0	5	07/25/2025 16:16	<a href="#">WG2553669</a>
Lead	ND		10.0	5	07/25/2025 16:16	<a href="#">WG2553669</a>
Nickel	ND		10.0	5	07/25/2025 16:16	<a href="#">WG2553669</a>
Selenium	0.348		0.100	5	07/25/2025 16:16	<a href="#">WG2553669</a>
Silver	ND		0.500	5	07/25/2025 16:16	<a href="#">WG2553669</a>
Zinc	ND		50.0	5	07/25/2025 16:16	<a href="#">WG2553669</a>

Calculated Results

Analyte	Result	Qualifier	Dilution	Analysis date / time	Batch
Sodium Adsorption Ratio	0.372		1	07/09/2025 22:47	WG2552896

Wet Chemistry by Method 7199

Analyte	Result mg/kg	Qualifier	RDL mg/kg	Dilution	Analysis date / time	Batch
Hexavalent Chromium	0.323		0.200	1	07/22/2025 20:51	<a href="#">WG2559890</a>

Wet Chemistry by Method 9045D (S-1.10)

Analyte	Result su	Qualifier	Dilution	Analysis date / time	Batch
pH	7.65		1	07/14/2025 10:04	<a href="#">WG2557128</a>

Sample Narrative:

L1874743-05 WG2557128: 7.65 at 21.8C

Wet Chemistry by Method 9050AMod (S-1.20)

Analyte	Result	Units	Qualifier	RDL	Dilution	Analysis date / time	Batch
Specific Conductance	0.346	mmhos/cm		0.0100	1	07/15/2025 11:55	<a href="#">WG2557259</a>

Sample Narrative:

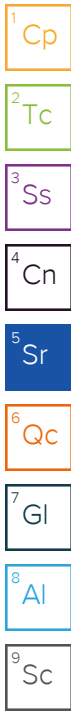
L1874743-05 WG2557259: at 25C

Metals (ICP) by Method 6010D (S-7.10)

Analyte	Result mg/l	Qualifier	RDL mg/l	Dilution	Analysis date / time	Batch
Hot Water Sol. Boron	ND		0.100	1	07/12/2025 09:30	<a href="#">WG2552950</a>

Metals (ICPMS) by Method 6020B

Analyte	Result mg/kg	Qualifier	RDL mg/kg	Dilution	Analysis date / time	Batch
Arsenic	2.58		0.100	5	07/25/2025 16:19	<a href="#">WG2553669</a>
Barium	58.4		10.0	5	07/25/2025 16:19	<a href="#">WG2553669</a>
Cadmium	ND		0.100	5	07/25/2025 16:19	<a href="#">WG2553669</a>
Copper	ND		10.0	5	07/25/2025 16:19	<a href="#">WG2553669</a>
Lead	ND		10.0	5	07/25/2025 16:19	<a href="#">WG2553669</a>
Nickel	ND		10.0	5	07/25/2025 16:19	<a href="#">WG2553669</a>
Selenium	0.425		0.100	5	07/25/2025 16:19	<a href="#">WG2553669</a>
Silver	ND		0.500	5	07/25/2025 16:19	<a href="#">WG2553669</a>
Zinc	ND		50.0	5	07/25/2025 16:19	<a href="#">WG2553669</a>



Calculated Results

Analyte	Result	Qualifier	Dilution	Analysis date / time	Batch
Sodium Adsorption Ratio	0.171		1	07/09/2025 22:50	WG2552896

Wet Chemistry by Method 7199

Analyte	Result mg/kg	Qualifier	RDL mg/kg	Dilution	Analysis date / time	Batch
Hexavalent Chromium	ND		0.200	1	07/22/2025 21:01	<a href="#">WG2559890</a>

Wet Chemistry by Method 9045D (S-1.10)

Analyte	Result su	Qualifier	Dilution	Analysis date / time	Batch
pH	7.69		1	07/14/2025 10:04	<a href="#">WG2557128</a>

Sample Narrative:

L1874743-06 WG2557128: 7.69 at 21.7C

Wet Chemistry by Method 9050AMod (S-1.20)

Analyte	Result	Units	Qualifier	RDL	Dilution	Analysis date / time	Batch
Specific Conductance	0.219	mmhos/cm		0.0100	1	07/15/2025 11:55	<a href="#">WG2557259</a>

Sample Narrative:

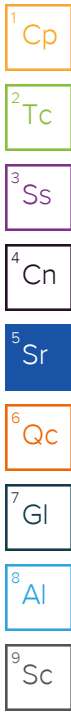
L1874743-06 WG2557259: at 25C

Metals (ICP) by Method 6010D (S-7.10)

Analyte	Result mg/l	Qualifier	RDL mg/l	Dilution	Analysis date / time	Batch
Hot Water Sol. Boron	ND		0.100	1	07/12/2025 09:33	<a href="#">WG2552950</a>

Metals (ICPMS) by Method 6020B

Analyte	Result mg/kg	Qualifier	RDL mg/kg	Dilution	Analysis date / time	Batch
Arsenic	2.27		0.100	5	07/25/2025 16:22	<a href="#">WG2553669</a>
Barium	45.1		10.0	5	07/25/2025 16:22	<a href="#">WG2553669</a>
Cadmium	ND		0.100	5	07/25/2025 16:22	<a href="#">WG2553669</a>
Copper	ND		10.0	5	07/25/2025 16:22	<a href="#">WG2553669</a>
Lead	ND		10.0	5	07/25/2025 16:22	<a href="#">WG2553669</a>
Nickel	ND		10.0	5	07/25/2025 16:22	<a href="#">WG2553669</a>
Selenium	0.537		0.200	10	07/25/2025 16:47	<a href="#">WG2553669</a>
Silver	ND		0.500	5	07/25/2025 16:22	<a href="#">WG2553669</a>
Zinc	ND		50.0	5	07/25/2025 16:22	<a href="#">WG2553669</a>



Method Blank (MB)

(MB) R4248102-1 07/22/25 16:30

Analyte	MB Result	MB Qualifier	MB MDL	MB RDL
Hexavalent Chromium	U		0.200	0.200

<sup>1</sup>Cp

<sup>2</sup>Tc

<sup>3</sup>Ss

<sup>4</sup>Cn

<sup>5</sup>Sr

<sup>6</sup>Qc

<sup>7</sup>Gl

<sup>8</sup>Al

<sup>9</sup>Sc

L1874553-01 Original Sample (OS) • Duplicate (DUP)

(OS) L1874553-01 07/22/25 16:50 • (DUP) R4248102-3 07/22/25 17:00

Analyte	Original Result	DUP Result	Dilution	DUP RPD	DUP Qualifier	DUP RPD Limits
Hexavalent Chromium	ND	ND	1	0.000		20

L1874718-01 Original Sample (OS) • Duplicate (DUP)

(OS) L1874718-01 07/23/25 00:55 • (DUP) R4248233-1 07/23/25 01:05

Analyte	Original Result	DUP Result	Dilution	DUP RPD	DUP Qualifier	DUP RPD Limits
Hexavalent Chromium	154	165	5	6.69		20

Laboratory Control Sample (LCS)

(LCS) R4248102-2 07/22/25 16:41

Analyte	Spike Amount	LCS Result	LCS Rec.	Rec. Limits	LCS Qualifier
Hexavalent Chromium	10.0	9.39	93.9	80.0-120	

L1874553-02 Original Sample (OS) • Matrix Spike (MS) • Matrix Spike Duplicate (MSD)

(OS) L1874553-02 07/22/25 17:09 • (MS) R4248102-4 07/22/25 17:19 • (MSD) R4248102-5 07/22/25 17:29

Analyte	Spike Amount	Original Result	MS Result	MSD Result	MS Rec.	MSD Rec.	Dilution	Rec. Limits	MS Qualifier	MSD Qualifier	RPD	RPD Limits
Hexavalent Chromium	20.0	ND	19.4	19.3	96.9	96.7	1	75.0-125			0.272	20

L1874553-02 Original Sample (OS) • Matrix Spike (MS)

(OS) L1874553-02 07/22/25 17:09 • (MS) R4248102-6 07/22/25 17:38

Analyte	Spike Amount	Original Result	MS Result	MS Rec.	Dilution	Rec. Limits	MS Qualifier
Hexavalent Chromium	651	ND	635	97.6	50	75.0-125	

Method Blank (MB)

(MB) R4244111-1 07/12/25 10:29

Analyte	MB Result mg/l	MB Qualifier	MB MDL mg/l	MB RDL mg/l
Hot Water Sol. Boron	U		0.0199	0.100

Laboratory Control Sample (LCS) • Laboratory Control Sample Duplicate (LCSD)

(LCS) R4244111-4 07/12/25 11:54 • (LCSD) R4244111-6 07/12/25 12:07

Analyte	Spike Amount mg/l	LCS Result mg/l	LCSD Result mg/l	LCS Rec. %	LCSD Rec. %	Rec. Limits %	LCS Qualifier	LCSD Qualifier	RPD %	RPD Limits %
Hot Water Sol. Boron	1.00	1.08	1.01	108	101	80.0-120			7.23	20

<sup>1</sup>Cp

<sup>2</sup>Tc

<sup>3</sup>Ss

<sup>4</sup>Cn

<sup>5</sup>Sr

<sup>6</sup>Qc

<sup>7</sup>Gl

<sup>8</sup>Al

<sup>9</sup>Sc

Method Blank (MB)

(MB) R4244188-1 07/12/25 09:12

Analyte	MB Result mg/l	MB Qualifier	MB MDL mg/l	MB RDL mg/l
Hot Water Sol. Boron	U		0.0199	0.100

Laboratory Control Sample (LCS) • Laboratory Control Sample Duplicate (LCSD)

(LCS) R4244188-4 07/12/25 10:04 • (LCSD) R4244188-5 07/12/25 10:07

Analyte	Spike Amount mg/l	LCS Result mg/l	LCSD Result mg/l	LCS Rec. %	LCSD Rec. %	Rec. Limits %	LCS Qualifier	LCSD Qualifier	RPD %	RPD Limits %
Hot Water Sol. Boron	1.00	0.990	0.983	99.0	98.3	80.0-120			0.718	20

<sup>1</sup>Cp

<sup>2</sup>Tc

<sup>3</sup>Ss

<sup>4</sup>Cn

<sup>5</sup>Sr

<sup>6</sup>Qc

<sup>7</sup>Gl

<sup>8</sup>Al

<sup>9</sup>Sc

Method Blank (MB)

(MB) R4249759-1 07/25/25 13:48

Analyte	MB Result mg/kg	MB Qualifier	MB MDL mg/kg	MB RDL mg/kg
Arsenic	U		0.100	0.100
Barium	U		10.0	10.0
Cadmium	U		0.100	0.100
Copper	U		10.0	10.0
Lead	U		10.0	10.0
Nickel	U		10.0	10.0
Selenium	U		0.100	0.100
Silver	U		0.500	0.500
Zinc	U		50.0	50.0

<sup>1</sup>Cp

<sup>2</sup>Tc

<sup>3</sup>Ss

<sup>4</sup>Cn

<sup>5</sup>Sr

<sup>6</sup>Qc

Laboratory Control Sample (LCS)

(LCS) R4249759-2 07/25/25 13:52

Analyte	Spike Amount mg/kg	LCS Result mg/kg	LCS Rec. %	Rec. Limits %	LCS Qualifier
Arsenic	100	101	101	80.0-120	
Barium	100	99.9	99.9	80.0-120	
Cadmium	100	114	114	80.0-120	
Copper	100	109	109	80.0-120	
Lead	100	107	107	80.0-120	
Nickel	100	111	111	80.0-120	
Selenium	100	103	103	80.0-120	
Silver	20.0	21.7	108	80.0-120	
Zinc	100	104	104	80.0-120	

<sup>7</sup>Gl

<sup>8</sup>Al

<sup>9</sup>Sc

L1874219-21 Original Sample (OS) • Matrix Spike (MS) • Matrix Spike Duplicate (MSD)

(OS) L1874219-21 07/25/25 13:55 • (MS) R4249759-5 07/25/25 14:04 • (MSD) R4249759-6 07/25/25 14:07

Analyte	Spike Amount mg/kg	Original Result mg/kg	MS Result mg/kg	MSD Result mg/kg	MS Rec. %	MSD Rec. %	Dilution	Rec. Limits %	MS Qualifier	MSD Qualifier	RPD %	RPD Limits %
Arsenic	100	3.61	98.9	94.7	95.3	91.1	5	75.0-125			4.41	20
Barium	100	94.1	193	183	98.4	89.0	5	75.0-125			5.00	20
Cadmium	100	0.117	108	103	108	103	5	75.0-125			4.89	20
Copper	100	ND	107	101	107	101	5	75.0-125			5.39	20
Lead	100	ND	107	102	107	102	5	75.0-125			5.00	20
Nickel	100	ND	112	106	112	106	5	75.0-125			5.03	20
Selenium	100	0.416	99.4	94.1	99.0	93.7	5	75.0-125			5.47	20
Silver	20.0	ND	20.6	19.8	103	99.1	5	75.0-125			3.95	20
Zinc	100	ND	122	116	122	116	5	75.0-125			5.26	20

# GLOSSARY OF TERMS

## Guide to Reading and Understanding Your Laboratory Report

The information below is designed to better explain the various terms used in your report of analytical results from the Laboratory. This is not intended as a comprehensive explanation, and if you have additional questions please contact your project representative.

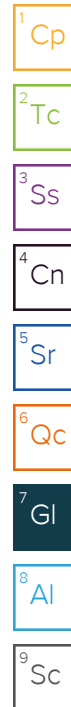
Results Disclaimer - Information that may be provided by the customer, and contained within this report, include Permit Limits, Project Name, Sample ID, Sample Matrix, Sample Preservation, Field Blanks, Field Spikes, Field Duplicates, On-Site Data, Sampling Collection Dates/Times, and Sampling Location. Results relate to the accuracy of this information provided, and as the samples are received.

### Abbreviations and Definitions

MDL	Method Detection Limit.
ND	Not detected at the Reporting Limit (or MDL where applicable).
RDL	Reported Detection Limit.
Rec.	Recovery.
RPD	Relative Percent Difference.
SDG	Sample Delivery Group.
U	Not detected at the Reporting Limit (or MDL where applicable).
Analyte	The name of the particular compound or analysis performed. Some Analyses and Methods will have multiple analytes reported.
Dilution	If the sample matrix contains an interfering material, the sample preparation volume or weight values differ from the standard, or if concentrations of analytes in the sample are higher than the highest limit of concentration that the laboratory can accurately report, the sample may be diluted for analysis. If a value different than 1 is used in this field, the result reported has already been corrected for this factor.
Limits	These are the target % recovery ranges or % difference value that the laboratory has historically determined as normal for the method and analyte being reported. Successful QC Sample analysis will target all analytes recovered or duplicated within these ranges.
Original Sample	The non-spiked sample in the prep batch used to determine the Relative Percent Difference (RPD) from a quality control sample. The Original Sample may not be included within the reported SDG.
Qualifier	This column provides a letter and/or number designation that corresponds to additional information concerning the result reported. If a Qualifier is present, a definition per Qualifier is provided within the Glossary and Definitions page and potentially a discussion of possible implications of the Qualifier in the Case Narrative if applicable.
Result	The actual analytical final result (corrected for any sample specific characteristics) reported for your sample. If there was no measurable result returned for a specific analyte, the result in this column may state "ND" (Not Detected) or "BDL" (Below Detectable Levels). The information in the results column should always be accompanied by either an MDL (Method Detection Limit) or RDL (Reporting Detection Limit) that defines the lowest value that the laboratory could detect or report for this analyte.
Uncertainty (Radiochemistry)	Confidence level of 2 sigma.
U (Radiochemistry)	Result + Error < MDA.
J (Radiochemistry)	Result < MDA; Result + Error > MDA.
Case Narrative (Cn)	A brief discussion about the included sample results, including a discussion of any non-conformances to protocol observed either at sample receipt by the laboratory from the field or during the analytical process. If present, there will be a section in the Case Narrative to discuss the meaning of any data qualifiers used in the report.
Quality Control Summary (Qc)	This section of the report includes the results of the laboratory quality control analyses required by procedure or analytical methods to assist in evaluating the validity of the results reported for your samples. These analyses are not being performed on your samples typically, but on laboratory generated material.
Sample Chain of Custody (Sc)	This is the document created in the field when your samples were initially collected. This is used to verify the time and date of collection, the person collecting the samples, and the analyses that the laboratory is requested to perform. This chain of custody also documents all persons (excluding commercial shippers) that have had control or possession of the samples from the time of collection until delivery to the laboratory for analysis.
Sample Results (Sr)	This section of your report will provide the results of all testing performed on your samples. These results are provided by sample ID and are separated by the analyses performed on each sample. The header line of each analysis section for each sample will provide the name and method number for the analysis reported.
Sample Summary (Ss)	This section of the Analytical Report defines the specific analyses performed for each sample ID, including the dates and times of preparation and/or analysis.

### Qualifier Description

The remainder of this page intentionally left blank, there are no qualifiers applied to this SDG.



# ACCREDITATIONS & LOCATIONS

## Pace Analytical National 12065 Lebanon Rd Mount Juliet, TN 37122

Alabama	40660	Nebraska	NE-OS-15-05
Alaska	17-026	Nevada	TN000032021-1
Arizona	AZ0612	New Hampshire	2975
Arkansas	88-0469	New Jersey–NELAP	TN002
California	2932	New Mexico <sup>1</sup>	TN00003
Colorado	TN00003	New York	11742
Connecticut	PH-0197	North Carolina	Env375
Florida	E87487	North Carolina <sup>1</sup>	DW21704
Georgia	NELAP	North Carolina <sup>3</sup>	41
Georgia <sup>1</sup>	923	North Dakota	R-140
Idaho	TN00003	Ohio–VAP	CL0069
Illinois	200008	Oklahoma	9915
Indiana	C-TN-01	Oregon	TN200002
Iowa	364	Pennsylvania	68-02979
Kansas	E-10277	Rhode Island	LA000356
Kentucky <sup>1,6</sup>	KY90010	South Carolina	84004002
Kentucky <sup>2</sup>	16	South Dakota	n/a
Louisiana	AI30792	Tennessee <sup>1,4</sup>	2006
Louisiana	LA018	Texas	T104704245-20-18
Maine	TN00003	Texas <sup>5</sup>	LAB0152
Maryland	324	Utah	TN000032021-11
Massachusetts	M-TN003	Vermont	VT2006
Michigan	9958	Virginia	110033
Minnesota	047-999-395	Washington	C847
Mississippi	TN00003	West Virginia	233
Missouri	340	Wisconsin	998093910
Montana	CERT0086	Wyoming	A2LA
A2LA – ISO 17025	1461.01	AIHA-LAP,LLC EMLAP	100789
A2LA – ISO 17025 <sup>5</sup>	1461.02	DOD	1461.01
Canada	1461.01	USDA	P330-15-00234
EPA–Crypto	TN00003		

<sup>1</sup> Drinking Water <sup>2</sup> Underground Storage Tanks <sup>3</sup> Aquatic Toxicity <sup>4</sup> Chemical/Microbiological <sup>5</sup> Mold <sup>6</sup> Wastewater n/a Accreditation not applicable

\* Not all certifications held by the laboratory are applicable to the results reported in the attached report.

\* Accreditation is only applicable to the test methods specified on each scope of accreditation held by Pace Analytical.

<sup>1</sup> Cp

<sup>2</sup> Tc

<sup>3</sup> Ss

<sup>4</sup> Cn


<sup>5</sup> Sr

<sup>6</sup> Qc

<sup>7</sup> Gl

<sup>8</sup> Al

<sup>9</sup> Sc

Company Name/Address: <b>Chevron - CO</b>  2115 117th Avenue Greeley, CO 80631		Billing Information: <b>Dan Peterson</b> 2115 117th Avenue Greeley, CO 80631		Pres Chk		Analysis / Container / Preservative										Chain of Custody Page ___ of ___			
Report to: <b>CDH Team 970-304-5000</b>		Email To: <b>danpeterson@chevron.com; CVX-PM@cdhconsult.com; jason.davidson@chevron.</b>		Full TABLE915 4ozCir-NoPres TABLE915BG 4ozCir-NoPres										 <b>MT JULIET, TN</b> 12065 Lebanon Rd Mount Juliet, TN 37122 Submitting a sample via this chain of custody constitutes acknowledgment and acceptance of the Pace Terms and Conditions found at: <a href="https://info.pacelabs.com/hubfs/pas-standard-terms.pdf">https://info.pacelabs.com/hubfs/pas-standard-terms.pdf</a>					
Project Description: <b>Todd 20-02</b>		City/State Collected:												Please Circle: PT MT CT ET		SDG # <b>4874743</b>		Table # <b>K229</b>	
Regulatory Program(DOD,RCRA,DW,etc):		Client Project #												Lab Project # <b>CHEGCO-CDH</b>		Acctnum: <b>CHEGCO</b>		Template: <b>T270844</b>	
Collected by (print): <i>Simon Hertzler-Grascho</i>		Site/Facility ID #												P.O. #		Prelogin: <b>P1140482</b>		PM: <b>824 - Chris Ward</b>	
Collected by (signature): <i>[Signature]</i>		<b>Rush?</b> (Lab MUST Be Notified) <input type="checkbox"/> Same Day <input type="checkbox"/> Five Day <input type="checkbox"/> Next Day <input type="checkbox"/> 5 Day (Rad Only) <input type="checkbox"/> Two Day <input type="checkbox"/> 10 Day (Rad Only) <input type="checkbox"/> Three Day <input checked="" type="checkbox"/> STD TAT		Quote #		Date Results Needed		PB:											
Immediately Packed on Ice N ___ Y <input checked="" type="checkbox"/>		No. of Cntrs		Shipped Via: <b>FedEX Ground</b>		Remarks		Sample # (lab only)											
Sample ID		Comp/Grab	Matrix *	Depth	Date	Time	Cntrs												
BK601e4'		Grab	SS	4'	6/30/25	1350	2	X											
BK601e6'		↓	SS	6'	↓	1352	↓												
BK602e4'		↓	↓	4'	↓	1400	↓												
BK602e6'		↓	↓	6'	↓	1402	↓												
BK603e4'		↓	↓	4'	↓	1415	↓												
BK603e6'		↓	↓	6'	↓	1417	↓												
* Matrix: SS - Soil AIR - Air F - Filter GW - Groundwater B - Bioassay WW - WasteWater DW - Drinking Water OT - Other _____		Remarks:		pH _____ Temp _____		Flow _____ Other _____		Sample Receipt Checklist COC Seal Present/Intact: <input type="checkbox"/> NP <input checked="" type="checkbox"/> Y <input type="checkbox"/> N COC Signed/Accurate: <input type="checkbox"/> Y <input checked="" type="checkbox"/> N Bottles arrive intact: <input type="checkbox"/> Y <input checked="" type="checkbox"/> N Correct bottles used: <input type="checkbox"/> Y <input checked="" type="checkbox"/> N Sufficient volume sent: <input type="checkbox"/> Y <input checked="" type="checkbox"/> N If Applicable VOA Zero Headpace: <input type="checkbox"/> Y <input checked="" type="checkbox"/> N Preservation Correct/Checked: <input type="checkbox"/> Y <input checked="" type="checkbox"/> N RAD Screen <0.5 mR/hr: <input type="checkbox"/> Y <input checked="" type="checkbox"/> N											
Samples returned via: <input type="checkbox"/> UPS <input type="checkbox"/> FedEx <input type="checkbox"/> Courier _____		Tracking #		Relinquished by: (Signature) <i>[Signature]</i>		Date: 6/30/25 Time: 1459		Received by: (Signature) <i>[Signature]</i>		Trip Blank Received: Yes/No HCL/MeoH TBR									
Relinquished by: (Signature) <i>[Signature]</i>		Date: 6/30/25 Time: 1800		Received by: (Signature) <i>[Signature]</i>		Temp: TA: °C C.D.H. = 1.4		Bottles Received: 12		If preservation required by Login: Date/Time									
Relinquished by: (Signature)		Date:		Time:		Received for lab by: (Signature) <i>[Signature]</i>		Date: 7/1/25 Time: 0800		Hold: Condition: NCF / <input checked="" type="checkbox"/> OK									

