



ANALYTICAL REPORT

July 17, 2025

Revised Report

- 1 Cp
- 2 Tc
- 3 Ss
- 4 Cn
- 5 Sr
- 6 Qc
- 7 Gl
- 8 Al
- 9 Sc

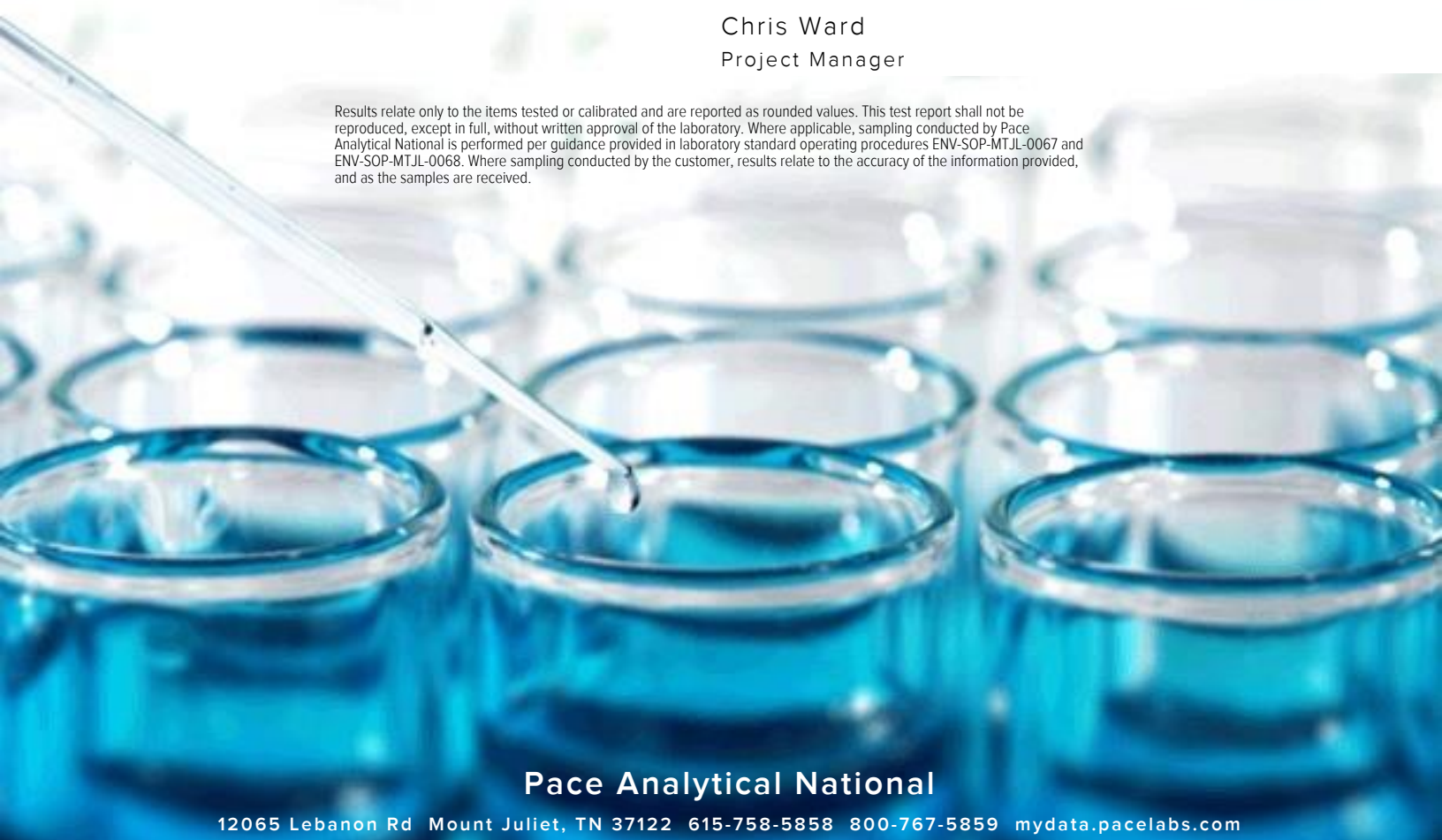
Chevron - CO

Sample Delivery Group: L1839572
 Samples Received: 03/25/2025
 Project Number: C024-125
 Description: Kerbs K20-6 Excavation
 Site: SOIL SAMPLING
 Report To: Paul H.
 2115 117th Avenue
 Greeley, CO 80631

Entire Report Reviewed By:

Chris Ward
Project Manager

Results relate only to the items tested or calibrated and are reported as rounded values. This test report shall not be reproduced, except in full, without written approval of the laboratory. Where applicable, sampling conducted by Pace Analytical National is performed per guidance provided in laboratory standard operating procedures ENV-SOP-MTJL-0067 and ENV-SOP-MTJL-0068. Where sampling conducted by the customer, results relate to the accuracy of the information provided, and as the samples are received.



Pace Analytical National

12065 Lebanon Rd Mount Juliet, TN 37122 615-758-5858 800-767-5859 mydata.pacelabs.com

TABLE OF CONTENTS

Cp: Cover Page	1	
Tc: Table of Contents	2	
Ss: Sample Summary	3	
Cn: Case Narrative	5	
Sr: Sample Results	6	
N WALL-2FT L1839572-01	6	
E WALL-2FT L1839572-02	8	
S WALL-2FT L1839572-03	10	
W WALL-2FT L1839572-04	12	
FLOOR-3FT L1839572-05	14	
Qc: Quality Control Summary	16	
Wet Chemistry by Method 7199	16	
Wet Chemistry by Method 9045D	17	
Wet Chemistry by Method 9050AMod	21	
Metals (ICP) by Method 6010B-NE493 Ch 2	25	
Metals (ICPMS) by Method 6020	29	
Volatile Organic Compounds (GC) by Method 8015D/GRO	31	
Volatile Organic Compounds (GC/MS) by Method 8260B	33	
Semi-Volatile Organic Compounds (GC) by Method 8015M	35	
Semi Volatile Organic Compounds (GC/MS) by Method 8270C-SIM	36	
Gl: Glossary of Terms	38	
Al: Accreditations & Locations	39	
Sc: Sample Chain of Custody	40	

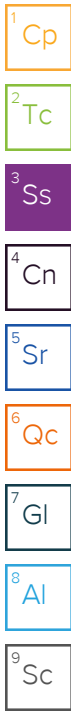
SAMPLE SUMMARY

N WALL-2FT L1839572-01

Collected by
Collected date/time
Received date/time

03/24/25 10:00 03/25/25 10:45

Method	Batch	Dilution	Preparation date/time	Analysis date/time	Analyst	Location
Calculated Results	WG2477962	1	03/28/25 06:41	03/28/25 06:41	JTM	Mt. Juliet, TN
Wet Chemistry by Method 7199	WG2476348	1	03/26/25 09:55	03/26/25 19:54	ANW	Mt. Juliet, TN
Wet Chemistry by Method 9045D	WG2478333	1	03/28/25 07:31	03/28/25 15:40	KRB	Mt. Juliet, TN
Wet Chemistry by Method 9050AMod	WG2478336	1	03/28/25 07:34	03/28/25 17:31	BRT	Mt. Juliet, TN
Metals (ICP) by Method 6010B-NE493 Ch 2	WG2477966	1	03/27/25 16:57	03/28/25 01:08	RLS	Mt. Juliet, TN
Metals (ICPMS) by Method 6020	WG2476531	5	03/26/25 11:01	03/26/25 19:35	LD	Mt. Juliet, TN
Volatile Organic Compounds (GC) by Method 8015D/GRO	WG2478085	1	03/26/25 16:58	03/27/25 19:59	JAH	Mt. Juliet, TN
Volatile Organic Compounds (GC/MS) by Method 8260B	WG2478851	1	03/26/25 16:58	03/28/25 21:30	WHS	Mt. Juliet, TN
Semi-Volatile Organic Compounds (GC) by Method 8015M	WG2477897	1	03/28/25 08:16	03/31/25 09:10	SGB	Mt. Juliet, TN
Semi Volatile Organic Compounds (GC/MS) by Method 8270C-SIM	WG2477660	1	03/27/25 16:52	03/28/25 18:54	TKW	Mt. Juliet, TN



E WALL-2FT L1839572-02

Collected by
Collected date/time
Received date/time

03/24/25 10:05 03/25/25 10:45

Method	Batch	Dilution	Preparation date/time	Analysis date/time	Analyst	Location
Calculated Results	WG2477997	1	03/30/25 17:43	03/30/25 17:43	DJS	Mt. Juliet, TN
Wet Chemistry by Method 7199	WG2476348	1	03/26/25 09:55	03/26/25 20:04	ANW	Mt. Juliet, TN
Wet Chemistry by Method 9045D	WG2479870	1	03/31/25 08:24	03/31/25 11:19	BJM	Mt. Juliet, TN
Wet Chemistry by Method 9050AMod	WG2479875	1	03/31/25 08:29	03/31/25 10:04	BJM	Mt. Juliet, TN
Metals (ICP) by Method 6010B-NE493 Ch 2	WG2478006	1	03/27/25 22:16	03/28/25 09:37	JTM	Mt. Juliet, TN
Metals (ICPMS) by Method 6020	WG2476531	5	03/26/25 11:01	03/26/25 19:38	LD	Mt. Juliet, TN
Volatile Organic Compounds (GC) by Method 8015D/GRO	WG2478085	1	03/26/25 16:58	03/27/25 20:21	JAH	Mt. Juliet, TN
Volatile Organic Compounds (GC/MS) by Method 8260B	WG2478851	1	03/26/25 16:58	03/28/25 21:50	WHS	Mt. Juliet, TN
Semi-Volatile Organic Compounds (GC) by Method 8015M	WG2477897	1	03/28/25 08:16	03/31/25 14:22	SGB	Mt. Juliet, TN
Semi Volatile Organic Compounds (GC/MS) by Method 8270C-SIM	WG2477660	1	03/27/25 16:52	03/28/25 19:12	TKW	Mt. Juliet, TN

S WALL-2FT L1839572-03

Collected by
Collected date/time
Received date/time

03/24/25 10:10 03/25/25 10:45

Method	Batch	Dilution	Preparation date/time	Analysis date/time	Analyst	Location
Calculated Results	WG2477973	1	03/28/25 07:38	03/28/25 07:38	JTM	Mt. Juliet, TN
Wet Chemistry by Method 7199	WG2476348	1	03/26/25 09:55	03/26/25 21:18	ANW	Mt. Juliet, TN
Wet Chemistry by Method 9045D	WG2478381	1	03/28/25 08:21	03/28/25 16:00	KRB	Mt. Juliet, TN
Wet Chemistry by Method 9050AMod	WG2478386	1	03/28/25 08:27	03/28/25 13:00	RJP	Mt. Juliet, TN
Metals (ICP) by Method 6010B-NE493 Ch 2	WG2477986	1	03/27/25 17:08	03/28/25 08:29	JTM	Mt. Juliet, TN
Metals (ICPMS) by Method 6020	WG2476531	5	03/26/25 11:01	03/26/25 18:47	LD	Mt. Juliet, TN
Volatile Organic Compounds (GC) by Method 8015D/GRO	WG2478085	1	03/26/25 16:58	03/27/25 20:44	JAH	Mt. Juliet, TN
Volatile Organic Compounds (GC/MS) by Method 8260B	WG2478851	1	03/26/25 16:58	03/28/25 22:10	WHS	Mt. Juliet, TN
Semi-Volatile Organic Compounds (GC) by Method 8015M	WG2477897	1	03/28/25 08:16	03/31/25 10:55	SGB	Mt. Juliet, TN
Semi Volatile Organic Compounds (GC/MS) by Method 8270C-SIM	WG2477660	1	03/27/25 16:52	03/28/25 19:30	TKW	Mt. Juliet, TN

W WALL-2FT L1839572-04

Collected by
Collected date/time
Received date/time

03/24/25 10:15 03/25/25 10:45

Method	Batch	Dilution	Preparation date/time	Analysis date/time	Analyst	Location
Calculated Results	WG2477973	1	03/28/25 07:39	03/28/25 07:39	JTM	Mt. Juliet, TN
Wet Chemistry by Method 7199	WG2476348	1	03/26/25 09:55	03/26/25 21:28	ANW	Mt. Juliet, TN
Wet Chemistry by Method 9045D	WG2478381	1	03/28/25 08:21	03/28/25 16:00	KRB	Mt. Juliet, TN
Wet Chemistry by Method 9050AMod	WG2478386	1	03/28/25 08:27	03/28/25 13:00	RJP	Mt. Juliet, TN
Metals (ICP) by Method 6010B-NE493 Ch 2	WG2477986	1	03/27/25 17:08	03/28/25 08:34	JTM	Mt. Juliet, TN
Metals (ICPMS) by Method 6020	WG2476531	5	03/26/25 11:01	03/26/25 19:41	LD	Mt. Juliet, TN
Volatile Organic Compounds (GC) by Method 8015D/GRO	WG2478184	1	03/26/25 16:58	03/27/25 21:39	JBE	Mt. Juliet, TN
Volatile Organic Compounds (GC/MS) by Method 8260B	WG2478852	1	03/26/25 16:58	03/29/25 01:49	WHS	Mt. Juliet, TN

SAMPLE SUMMARY

W WALL-2FT L1839572-04

Collected by
Collected date/time
Received date/time

03/24/25 10:15 03/25/25 10:45

Method	Batch	Dilution	Preparation date/time	Analysis date/time	Analyst	Location
Semi-Volatile Organic Compounds (GC) by Method 8015M	WG2477897	1	03/28/25 08:16	03/31/25 11:08	SGB	Mt. Juliet, TN
Semi Volatile Organic Compounds (GC/MS) by Method 8270C-SIM	WG2477660	1	03/27/25 16:52	03/28/25 19:48	TKW	Mt. Juliet, TN

1 Cp

2 Tc

3 Ss

FLOOR-3FT L1839572-05

Collected by
Collected date/time
Received date/time

03/24/25 10:20 03/25/25 10:45

Method	Batch	Dilution	Preparation date/time	Analysis date/time	Analyst	Location
Calculated Results	WG2477983	1	03/30/25 16:40	03/30/25 16:40	DJS	Mt. Juliet, TN
Wet Chemistry by Method 7199	WG2476348	1	03/26/25 09:55	03/26/25 21:49	ANW	Mt. Juliet, TN
Wet Chemistry by Method 9045D	WG2479895	1	03/31/25 08:50	03/31/25 17:02	BJM	Mt. Juliet, TN
Wet Chemistry by Method 9050AMod	WG2479907	1	03/31/25 08:54	03/31/25 14:31	BJM	Mt. Juliet, TN
Metals (ICP) by Method 6010B-NE493 Ch 2	WG2477988	1	03/28/25 21:23	03/29/25 09:18	RLS	Mt. Juliet, TN
Metals (ICPMS) by Method 6020	WG2476534	5	03/26/25 08:50	03/26/25 18:30	UNP	Mt. Juliet, TN
Volatile Organic Compounds (GC) by Method 8015D/GRO	WG2478184	1	03/26/25 16:58	03/27/25 22:02	JBE	Mt. Juliet, TN
Volatile Organic Compounds (GC/MS) by Method 8260B	WG2478852	1	03/26/25 16:58	03/29/25 02:09	WHS	Mt. Juliet, TN
Semi-Volatile Organic Compounds (GC) by Method 8015M	WG2477897	1	03/28/25 08:16	03/31/25 09:23	SGB	Mt. Juliet, TN
Semi Volatile Organic Compounds (GC/MS) by Method 8270C-SIM	WG2477660	1	03/27/25 16:52	03/28/25 20:05	TKW	Mt. Juliet, TN

4 Cn

5 Sr

6 Qc

7 Gl

8 Al

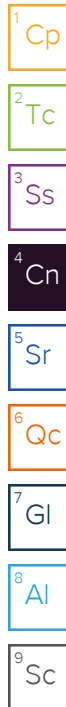
9 Sc

CASE NARRATIVE

All sample aliquots were received at the correct temperature, in the proper containers, with the appropriate preservatives, and within method specified holding times, unless qualified or notated within the report. Where applicable, all MDL (LOD) and RDL (LOQ) values reported for environmental samples have been corrected for the dilution factor used in the analysis. All Method and Batch Quality Control are within established criteria except where addressed in this case narrative, a non-conformance form or properly qualified within the sample results. By my digital signature below, I affirm to the best of my knowledge, all problems/anomalies observed by the laboratory as having the potential to affect the quality of the data have been identified by the laboratory, and no information or data have been knowingly withheld that would affect the quality of the data.



Chris Ward
Project Manager



Report Revision History

Level II Report - Version 1: 04/01/25 10:10
Level II Report - Version 2: 05/20/25 15:33
Level II Report - Version 3: 07/17/25 09:43

Project Narrative

Report revised to correct sample ID on -05 - CMW
Rerun report to lock and certify. MLE 07/17/2025

N WALL-2FT

Collected date/time: 03/24/25 10:00

SAMPLE RESULTS - 01

L1839572

Calculated Results

Analyte	Result	Qualifier	Dilution	Analysis date / time	Batch
Sodium Adsorption Ratio	2.28		1	03/28/2025 06:41	WG2477962

Wet Chemistry by Method 7199

Analyte	Result mg/kg	Qualifier	MDL mg/kg	RDL mg/kg	Dilution	Analysis date / time	Batch
Hexavalent Chromium	U		0.379	1.00	1	03/26/2025 19:54	WG2476348

Wet Chemistry by Method 9045D

Analyte	Result su	Qualifier	Dilution	Analysis date / time	Batch
pH	7.02	<u>T8</u>	1	03/28/2025 15:40	WG2478333

Sample Narrative:

L1839572-01 WG2478333: 7.02 at 19.8C

Wet Chemistry by Method 9050AMod

Analyte	Result	Units	Qualifier	RDL	Dilution	Analysis date / time	Batch
Specific Conductance	0.351	mmhos/cm		0.0100	1	03/28/2025 17:31	WG2478336

Sample Narrative:

L1839572-01 WG2478336: at 25C

Metals (ICP) by Method 6010B-NE493 Ch 2

Analyte	Result mg/l	Qualifier	MDL mg/l	RDL mg/l	Dilution	Analysis date / time	Batch
Hot Water Sol. Boron	0.224		0.0167	0.200	1	03/28/2025 01:08	WG2477966

Metals (ICPMS) by Method 6020

Analyte	Result mg/kg	Qualifier	MDL mg/kg	RDL mg/kg	Dilution	Analysis date / time	Batch
Arsenic	2.63		0.100	1.00	5	03/26/2025 19:35	WG2476531
Barium	58.6		0.152	2.50	5	03/26/2025 19:35	WG2476531
Cadmium	0.259	<u>J</u>	0.0855	1.00	5	03/26/2025 19:35	WG2476531
Copper	10.8		0.132	5.00	5	03/26/2025 19:35	WG2476531
Lead	11.0		0.0990	2.00	5	03/26/2025 19:35	WG2476531
Nickel	9.24		0.197	2.50	5	03/26/2025 19:35	WG2476531
Selenium	0.287	<u>J</u>	0.180	2.50	5	03/26/2025 19:35	WG2476531
Silver	0.106	<u>J</u>	0.0865	0.500	5	03/26/2025 19:35	WG2476531
Zinc	37.1		0.740	25.0	5	03/26/2025 19:35	WG2476531

Volatile Organic Compounds (GC) by Method 8015D/GRO

Analyte	Result mg/kg	Qualifier	MDL mg/kg	RDL mg/kg	Dilution	Analysis date / time	Batch
TPH (GC/FID) Low Fraction	0.243	<u>B</u>	0.0217	0.100	1	03/27/2025 19:59	WG2478085
(S) a,a,a-Trifluorotoluene(FID)	96.4			77.0-120		03/27/2025 19:59	WG2478085

1 Cp

2 Tc

3 Ss

4 Cn

5 Sr

6 Qc

7 Gl

8 Al

9 Sc

Volatile Organic Compounds (GC/MS) by Method 8260B

Analyte	Result mg/kg	Qualifier	MDL mg/kg	RDL mg/kg	Dilution	Analysis date / time	Batch
Benzene	U		0.000467	0.00100	1	03/28/2025 21:30	WG2478851
Toluene	U		0.00130	0.00500	1	03/28/2025 21:30	WG2478851
Ethylbenzene	U		0.000737	0.00250	1	03/28/2025 21:30	WG2478851
Xylenes, Total	U		0.000880	0.00650	1	03/28/2025 21:30	WG2478851
1,2,4-Trimethylbenzene	U		0.00158	0.00500	1	03/28/2025 21:30	WG2478851
1,3,5-Trimethylbenzene	U		0.00200	0.00500	1	03/28/2025 21:30	WG2478851
(S) Toluene-d8	97.1			75.0-131		03/28/2025 21:30	WG2478851
(S) 4-Bromofluorobenzene	97.9			67.0-138		03/28/2025 21:30	WG2478851
(S) 1,2-Dichloroethane-d4	88.3			70.0-130		03/28/2025 21:30	WG2478851

Semi-Volatile Organic Compounds (GC) by Method 8015M

Analyte	Result mg/kg	Qualifier	MDL mg/kg	RDL mg/kg	Dilution	Analysis date / time	Batch
C10-C28 Diesel Range	U		1.61	4.00	1	03/31/2025 09:10	WG2477897
C28-C36 Motor Oil Range	0.865	J	0.274	4.00	1	03/31/2025 09:10	WG2477897
(S) o-Terphenyl	50.9			18.0-148		03/31/2025 09:10	WG2477897

Semi Volatile Organic Compounds (GC/MS) by Method 8270C-SIM

Analyte	Result mg/kg	Qualifier	MDL mg/kg	RDL mg/kg	Dilution	Analysis date / time	Batch
Acenaphthene	U		0.00209	0.00600	1	03/28/2025 18:54	WG2477660
Anthracene	U		0.00230	0.00600	1	03/28/2025 18:54	WG2477660
Benzo(a)anthracene	U		0.00173	0.00600	1	03/28/2025 18:54	WG2477660
Benzo(b)fluoranthene	U		0.00153	0.00600	1	03/28/2025 18:54	WG2477660
Benzo(k)fluoranthene	U		0.00215	0.00600	1	03/28/2025 18:54	WG2477660
Benzo(a)pyrene	U		0.00179	0.00600	1	03/28/2025 18:54	WG2477660
Chrysene	U		0.00232	0.00600	1	03/28/2025 18:54	WG2477660
Dibenz(a,h)anthracene	U		0.00172	0.00600	1	03/28/2025 18:54	WG2477660
Fluoranthene	U		0.00227	0.00600	1	03/28/2025 18:54	WG2477660
Fluorene	U		0.00205	0.00600	1	03/28/2025 18:54	WG2477660
Indeno(1,2,3-cd)pyrene	U		0.00181	0.00600	1	03/28/2025 18:54	WG2477660
1-Methylnaphthalene	U		0.00449	0.0200	1	03/28/2025 18:54	WG2477660
2-Methylnaphthalene	U		0.00427	0.0200	1	03/28/2025 18:54	WG2477660
Naphthalene	U		0.00408	0.0200	1	03/28/2025 18:54	WG2477660
Pyrene	U		0.00200	0.00600	1	03/28/2025 18:54	WG2477660
(S) p-Terphenyl-d14	79.1			23.0-120		03/28/2025 18:54	WG2477660
(S) Nitrobenzene-d5	79.1			14.0-149		03/28/2025 18:54	WG2477660
(S) 2-Fluorobiphenyl	88.7			34.0-125		03/28/2025 18:54	WG2477660

1 Cp
2 Tc
3 Ss
4 Cn
5 Sr
6 Qc
7 Gl
8 Al
9 Sc

Calculated Results

Analyte	Result	Qualifier	Dilution	Analysis date / time	Batch
Sodium Adsorption Ratio	2.43		1	03/30/2025 17:43	WG2477997

Wet Chemistry by Method 7199

Analyte	Result mg/kg	Qualifier	MDL mg/kg	RDL mg/kg	Dilution	Analysis date / time	Batch
Hexavalent Chromium	U	J6	0.379	1.00	1	03/26/2025 20:04	WG2476348

Wet Chemistry by Method 9045D

Analyte	Result su	Qualifier	Dilution	Analysis date / time	Batch
pH	7.22	T8	1	03/31/2025 11:19	WG2479870

Sample Narrative:

L1839572-02 WG2479870: 7.22 at 21.8C

Wet Chemistry by Method 9050AMod

Analyte	Result	Units	Qualifier	RDL	Dilution	Analysis date / time	Batch
Specific Conductance	0.533	mmhos/cm		0.0100	1	03/31/2025 10:04	WG2479875

Sample Narrative:

L1839572-02 WG2479875: at 25C

Metals (ICP) by Method 6010B-NE493 Ch 2

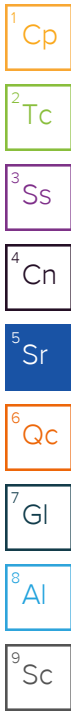
Analyte	Result mg/l	Qualifier	MDL mg/l	RDL mg/l	Dilution	Analysis date / time	Batch
Hot Water Sol. Boron	0.268		0.0167	0.200	1	03/28/2025 09:37	WG2478006

Metals (ICPMS) by Method 6020

Analyte	Result mg/kg	Qualifier	MDL mg/kg	RDL mg/kg	Dilution	Analysis date / time	Batch
Arsenic	3.19		0.100	1.00	5	03/26/2025 19:38	WG2476531
Barium	73.7		0.152	2.50	5	03/26/2025 19:38	WG2476531
Cadmium	0.335	J	0.0855	1.00	5	03/26/2025 19:38	WG2476531
Copper	15.0		0.132	5.00	5	03/26/2025 19:38	WG2476531
Lead	15.5		0.0990	2.00	5	03/26/2025 19:38	WG2476531
Nickel	10.6		0.197	2.50	5	03/26/2025 19:38	WG2476531
Selenium	0.393	J	0.180	2.50	5	03/26/2025 19:38	WG2476531
Silver	0.148	J	0.0865	0.500	5	03/26/2025 19:38	WG2476531
Zinc	54.2		0.740	25.0	5	03/26/2025 19:38	WG2476531

Volatile Organic Compounds (GC) by Method 8015D/GRO

Analyte	Result mg/kg	Qualifier	MDL mg/kg	RDL mg/kg	Dilution	Analysis date / time	Batch
TPH (GC/FID) Low Fraction	0.0945	B J	0.0217	0.100	1	03/27/2025 20:21	WG2478085
(S) a,a,a-Trifluorotoluene(FID)	96.5			77.0-120		03/27/2025 20:21	WG2478085



Volatile Organic Compounds (GC/MS) by Method 8260B

Analyte	Result mg/kg	Qualifier	MDL mg/kg	RDL mg/kg	Dilution	Analysis date / time	Batch
Benzene	U		0.000467	0.00100	1	03/28/2025 21:50	WG2478851
Toluene	U		0.00130	0.00500	1	03/28/2025 21:50	WG2478851
Ethylbenzene	U		0.000737	0.00250	1	03/28/2025 21:50	WG2478851
Xylenes, Total	U		0.000880	0.00650	1	03/28/2025 21:50	WG2478851
1,2,4-Trimethylbenzene	U		0.00158	0.00500	1	03/28/2025 21:50	WG2478851
1,3,5-Trimethylbenzene	U		0.00200	0.00500	1	03/28/2025 21:50	WG2478851
(S) Toluene-d8	96.4			75.0-131		03/28/2025 21:50	WG2478851
(S) 4-Bromofluorobenzene	97.8			67.0-138		03/28/2025 21:50	WG2478851
(S) 1,2-Dichloroethane-d4	88.1			70.0-130		03/28/2025 21:50	WG2478851

Semi-Volatile Organic Compounds (GC) by Method 8015M

Analyte	Result mg/kg	Qualifier	MDL mg/kg	RDL mg/kg	Dilution	Analysis date / time	Batch
C10-C28 Diesel Range	U		1.61	4.00	1	03/31/2025 14:22	WG2477897
C28-C36 Motor Oil Range	4.39		0.274	4.00	1	03/31/2025 14:22	WG2477897
(S) o-Terphenyl	47.7			18.0-148		03/31/2025 14:22	WG2477897

Semi Volatile Organic Compounds (GC/MS) by Method 8270C-SIM

Analyte	Result mg/kg	Qualifier	MDL mg/kg	RDL mg/kg	Dilution	Analysis date / time	Batch
Acenaphthene	U		0.00209	0.00600	1	03/28/2025 19:12	WG2477660
Anthracene	U		0.00230	0.00600	1	03/28/2025 19:12	WG2477660
Benzo(a)anthracene	0.00545	U	0.00173	0.00600	1	03/28/2025 19:12	WG2477660
Benzo(b)fluoranthene	0.00746		0.00153	0.00600	1	03/28/2025 19:12	WG2477660
Benzo(k)fluoranthene	0.00284	U	0.00215	0.00600	1	03/28/2025 19:12	WG2477660
Benzo(a)pyrene	0.00698		0.00179	0.00600	1	03/28/2025 19:12	WG2477660
Chrysene	0.00608		0.00232	0.00600	1	03/28/2025 19:12	WG2477660
Dibenz(a,h)anthracene	U		0.00172	0.00600	1	03/28/2025 19:12	WG2477660
Fluoranthene	0.00602		0.00227	0.00600	1	03/28/2025 19:12	WG2477660
Fluorene	U		0.00205	0.00600	1	03/28/2025 19:12	WG2477660
Indeno(1,2,3-cd)pyrene	0.00447	U	0.00181	0.00600	1	03/28/2025 19:12	WG2477660
1-Methylnaphthalene	U		0.00449	0.0200	1	03/28/2025 19:12	WG2477660
2-Methylnaphthalene	U		0.00427	0.0200	1	03/28/2025 19:12	WG2477660
Naphthalene	U		0.00408	0.0200	1	03/28/2025 19:12	WG2477660
Pyrene	0.0103		0.00200	0.00600	1	03/28/2025 19:12	WG2477660
(S) p-Terphenyl-d14	95.7			23.0-120		03/28/2025 19:12	WG2477660
(S) Nitrobenzene-d5	89.4			14.0-149		03/28/2025 19:12	WG2477660
(S) 2-Fluorobiphenyl	95.3			34.0-125		03/28/2025 19:12	WG2477660

1 Cp

2 Tc

3 Ss

4 Cn

5 Sr

6 Qc

7 Gl

8 Al

9 Sc

Calculated Results

Analyte	Result	Qualifier	Dilution	Analysis date / time	Batch
Sodium Adsorption Ratio	1.83		1	03/28/2025 07:38	WG2477973

Wet Chemistry by Method 7199

Analyte	Result mg/kg	Qualifier	MDL mg/kg	RDL mg/kg	Dilution	Analysis date / time	Batch
Hexavalent Chromium	U		0.379	1.00	1	03/26/2025 21:18	WG2476348

Wet Chemistry by Method 9045D

Analyte	Result su	Qualifier	Dilution	Analysis date / time	Batch
pH	7.27	<u>T8</u>	1	03/28/2025 16:00	WG2478381

Sample Narrative:

L1839572-03 WG2478381: 7.27 at 19.2C

Wet Chemistry by Method 9050AMod

Analyte	Result	Units	Qualifier	RDL	Dilution	Analysis date / time	Batch
Specific Conductance	0.288	mmhos/cm		0.0100	1	03/28/2025 13:00	WG2478386

Sample Narrative:

L1839572-03 WG2478386: at 25C

Metals (ICP) by Method 6010B-NE493 Ch 2

Analyte	Result mg/l	Qualifier	MDL mg/l	RDL mg/l	Dilution	Analysis date / time	Batch
Hot Water Sol. Boron	0.180	<u>J</u>	0.0167	0.200	1	03/28/2025 08:29	WG2477986

Metals (ICPMS) by Method 6020

Analyte	Result mg/kg	Qualifier	MDL mg/kg	RDL mg/kg	Dilution	Analysis date / time	Batch
Arsenic	3.72		0.100	1.00	5	03/26/2025 18:47	WG2476531
Barium	74.3	<u>J6</u>	0.152	2.50	5	03/26/2025 18:47	WG2476531
Cadmium	0.352	<u>J</u>	0.0855	1.00	5	03/26/2025 18:47	WG2476531
Copper	14.1		0.132	5.00	5	03/26/2025 18:47	WG2476531
Lead	16.0		0.0990	2.00	5	03/26/2025 18:47	WG2476531
Nickel	27.8	<u>J6 O1</u>	0.197	2.50	5	03/26/2025 18:47	WG2476531
Selenium	0.417	<u>J</u>	0.180	2.50	5	03/26/2025 18:47	WG2476531
Silver	0.199	<u>J</u>	0.0865	0.500	5	03/26/2025 18:47	WG2476531
Zinc	48.8		0.740	25.0	5	03/26/2025 18:47	WG2476531

Volatile Organic Compounds (GC) by Method 8015D/GRO

Analyte	Result mg/kg	Qualifier	MDL mg/kg	RDL mg/kg	Dilution	Analysis date / time	Batch
TPH (GC/FID) Low Fraction	0.0619	<u>B J</u>	0.0217	0.100	1	03/27/2025 20:44	WG2478085
(S) a,a,a-Trifluorotoluene(FID)	96.4			77.0-120		03/27/2025 20:44	WG2478085



Volatile Organic Compounds (GC/MS) by Method 8260B

Analyte	Result mg/kg	Qualifier	MDL mg/kg	RDL mg/kg	Dilution	Analysis date / time	Batch
Benzene	U		0.000467	0.00100	1	03/28/2025 22:10	WG2478851
Toluene	U		0.00130	0.00500	1	03/28/2025 22:10	WG2478851
Ethylbenzene	U		0.000737	0.00250	1	03/28/2025 22:10	WG2478851
Xylenes, Total	U		0.000880	0.00650	1	03/28/2025 22:10	WG2478851
1,2,4-Trimethylbenzene	U		0.00158	0.00500	1	03/28/2025 22:10	WG2478851
1,3,5-Trimethylbenzene	U		0.00200	0.00500	1	03/28/2025 22:10	WG2478851
(S) Toluene-d8	91.8			75.0-131		03/28/2025 22:10	WG2478851
(S) 4-Bromofluorobenzene	101			67.0-138		03/28/2025 22:10	WG2478851
(S) 1,2-Dichloroethane-d4	87.8			70.0-130		03/28/2025 22:10	WG2478851

Semi-Volatile Organic Compounds (GC) by Method 8015M

Analyte	Result mg/kg	Qualifier	MDL mg/kg	RDL mg/kg	Dilution	Analysis date / time	Batch
C10-C28 Diesel Range	U		1.61	4.00	1	03/31/2025 10:55	WG2477897
C28-C36 Motor Oil Range	0.501	U	0.274	4.00	1	03/31/2025 10:55	WG2477897
(S) o-Terphenyl	50.6			18.0-148		03/31/2025 10:55	WG2477897

Semi Volatile Organic Compounds (GC/MS) by Method 8270C-SIM

Analyte	Result mg/kg	Qualifier	MDL mg/kg	RDL mg/kg	Dilution	Analysis date / time	Batch
Acenaphthene	U		0.00209	0.00600	1	03/28/2025 19:30	WG2477660
Anthracene	U		0.00230	0.00600	1	03/28/2025 19:30	WG2477660
Benzo(a)anthracene	0.00270	U	0.00173	0.00600	1	03/28/2025 19:30	WG2477660
Benzo(b)fluoranthene	0.00343	U	0.00153	0.00600	1	03/28/2025 19:30	WG2477660
Benzo(k)fluoranthene	U		0.00215	0.00600	1	03/28/2025 19:30	WG2477660
Benzo(a)pyrene	0.00333	U	0.00179	0.00600	1	03/28/2025 19:30	WG2477660
Chrysene	0.00288	U	0.00232	0.00600	1	03/28/2025 19:30	WG2477660
Dibenz(a,h)anthracene	U		0.00172	0.00600	1	03/28/2025 19:30	WG2477660
Fluoranthene	0.00237	U	0.00227	0.00600	1	03/28/2025 19:30	WG2477660
Fluorene	U		0.00205	0.00600	1	03/28/2025 19:30	WG2477660
Indeno(1,2,3-cd)pyrene	0.00222	U	0.00181	0.00600	1	03/28/2025 19:30	WG2477660
1-Methylnaphthalene	U		0.00449	0.0200	1	03/28/2025 19:30	WG2477660
2-Methylnaphthalene	U		0.00427	0.0200	1	03/28/2025 19:30	WG2477660
Naphthalene	U		0.00408	0.0200	1	03/28/2025 19:30	WG2477660
Pyrene	0.00451	U	0.00200	0.00600	1	03/28/2025 19:30	WG2477660
(S) p-Terphenyl-d14	82.9			23.0-120		03/28/2025 19:30	WG2477660
(S) Nitrobenzene-d5	72.0			14.0-149		03/28/2025 19:30	WG2477660
(S) 2-Fluorobiphenyl	79.5			34.0-125		03/28/2025 19:30	WG2477660

1 Cp

2 Tc

3 Ss

4 Cn

5 Sr

6 Qc

7 Gl

8 Al

9 Sc

Calculated Results

Analyte	Result	Qualifier	Dilution	Analysis date / time	Batch
Sodium Adsorption Ratio	3.12		1	03/28/2025 07:39	WG2477973

Wet Chemistry by Method 7199

Analyte	Result mg/kg	Qualifier	MDL mg/kg	RDL mg/kg	Dilution	Analysis date / time	Batch
Hexavalent Chromium	U	P1	0.379	1.00	1	03/26/2025 21:28	WG2476348

Wet Chemistry by Method 9045D

Analyte	Result su	Qualifier	Dilution	Analysis date / time	Batch
pH	7.00	T8	1	03/28/2025 16:00	WG2478381

Sample Narrative:

L1839572-04 WG2478381: 7 at 19.2C

Wet Chemistry by Method 9050AMod

Analyte	Result	Units	Qualifier	RDL	Dilution	Analysis date / time	Batch
Specific Conductance	0.483	mmhos/cm		0.0100	1	03/28/2025 13:00	WG2478386

Sample Narrative:

L1839572-04 WG2478386: at 25C

Metals (ICP) by Method 6010B-NE493 Ch 2

Analyte	Result mg/l	Qualifier	MDL mg/l	RDL mg/l	Dilution	Analysis date / time	Batch
Hot Water Sol. Boron	0.187	J	0.0167	0.200	1	03/28/2025 08:34	WG2477986

Metals (ICPMS) by Method 6020

Analyte	Result mg/kg	Qualifier	MDL mg/kg	RDL mg/kg	Dilution	Analysis date / time	Batch
Arsenic	2.82		0.100	1.00	5	03/26/2025 19:41	WG2476531
Barium	70.6		0.152	2.50	5	03/26/2025 19:41	WG2476531
Cadmium	0.260	J	0.0855	1.00	5	03/26/2025 19:41	WG2476531
Copper	10.7		0.132	5.00	5	03/26/2025 19:41	WG2476531
Lead	11.7		0.0990	2.00	5	03/26/2025 19:41	WG2476531
Nickel	10.7		0.197	2.50	5	03/26/2025 19:41	WG2476531
Selenium	0.385	J	0.180	2.50	5	03/26/2025 19:41	WG2476531
Silver	0.105	J	0.0865	0.500	5	03/26/2025 19:41	WG2476531
Zinc	41.0		0.740	25.0	5	03/26/2025 19:41	WG2476531

Volatile Organic Compounds (GC) by Method 8015D/GRO

Analyte	Result mg/kg	Qualifier	MDL mg/kg	RDL mg/kg	Dilution	Analysis date / time	Batch
TPH (GC/FID) Low Fraction	0.0228	B J	0.0217	0.100	1	03/27/2025 21:39	WG2478184
(S) a,a,a-Trifluorotoluene(FID)	96.1			77.0-120		03/27/2025 21:39	WG2478184

1 Cp

2 Tc

3 Ss

4 Cn

5 Sr

6 Qc

7 Gl

8 Al

9 Sc

Volatile Organic Compounds (GC/MS) by Method 8260B

Analyte	Result mg/kg	Qualifier	MDL mg/kg	RDL mg/kg	Dilution	Analysis date / time	Batch
Benzene	U		0.000467	0.00100	1	03/29/2025 01:49	WG2478852
Toluene	U		0.00130	0.00500	1	03/29/2025 01:49	WG2478852
Ethylbenzene	U		0.000737	0.00250	1	03/29/2025 01:49	WG2478852
Xylenes, Total	U		0.000880	0.00650	1	03/29/2025 01:49	WG2478852
1,2,4-Trimethylbenzene	U		0.00158	0.00500	1	03/29/2025 01:49	WG2478852
1,3,5-Trimethylbenzene	U		0.00200	0.00500	1	03/29/2025 01:49	WG2478852
(S) Toluene-d8	98.8			75.0-131		03/29/2025 01:49	WG2478852
(S) 4-Bromofluorobenzene	98.5			67.0-138		03/29/2025 01:49	WG2478852
(S) 1,2-Dichloroethane-d4	88.8			70.0-130		03/29/2025 01:49	WG2478852

Semi-Volatile Organic Compounds (GC) by Method 8015M

Analyte	Result mg/kg	Qualifier	MDL mg/kg	RDL mg/kg	Dilution	Analysis date / time	Batch
C10-C28 Diesel Range	U		1.61	4.00	1	03/31/2025 11:08	WG2477897
C28-C36 Motor Oil Range	1.00	U	0.274	4.00	1	03/31/2025 11:08	WG2477897
(S) o-Terphenyl	58.4			18.0-148		03/31/2025 11:08	WG2477897

Semi Volatile Organic Compounds (GC/MS) by Method 8270C-SIM

Analyte	Result mg/kg	Qualifier	MDL mg/kg	RDL mg/kg	Dilution	Analysis date / time	Batch
Acenaphthene	U		0.00209	0.00600	1	03/28/2025 19:48	WG2477660
Anthracene	U		0.00230	0.00600	1	03/28/2025 19:48	WG2477660
Benzo(a)anthracene	0.00189	U	0.00173	0.00600	1	03/28/2025 19:48	WG2477660
Benzo(b)fluoranthene	0.00265	U	0.00153	0.00600	1	03/28/2025 19:48	WG2477660
Benzo(k)fluoranthene	U		0.00215	0.00600	1	03/28/2025 19:48	WG2477660
Benzo(a)pyrene	0.00237	U	0.00179	0.00600	1	03/28/2025 19:48	WG2477660
Chrysene	U		0.00232	0.00600	1	03/28/2025 19:48	WG2477660
Dibenz(a,h)anthracene	U		0.00172	0.00600	1	03/28/2025 19:48	WG2477660
Fluoranthene	0.00264	U	0.00227	0.00600	1	03/28/2025 19:48	WG2477660
Fluorene	U		0.00205	0.00600	1	03/28/2025 19:48	WG2477660
Indeno(1,2,3-cd)pyrene	U		0.00181	0.00600	1	03/28/2025 19:48	WG2477660
1-Methylnaphthalene	U		0.00449	0.0200	1	03/28/2025 19:48	WG2477660
2-Methylnaphthalene	U		0.00427	0.0200	1	03/28/2025 19:48	WG2477660
Naphthalene	0.0182	U	0.00408	0.0200	1	03/28/2025 19:48	WG2477660
Pyrene	0.00389	U	0.00200	0.00600	1	03/28/2025 19:48	WG2477660
(S) p-Terphenyl-d14	91.8			23.0-120		03/28/2025 19:48	WG2477660
(S) Nitrobenzene-d5	81.0			14.0-149		03/28/2025 19:48	WG2477660
(S) 2-Fluorobiphenyl	91.0			34.0-125		03/28/2025 19:48	WG2477660

1 Cp

2 Tc

3 Ss

4 Cn

5 Sr

6 Qc

7 Gl

8 Al

9 Sc

FLOOR-3FT

Collected date/time: 03/24/25 10:20

SAMPLE RESULTS - 05

L1839572

Calculated Results

Analyte	Result	Qualifier	Dilution	Analysis date / time	Batch
Sodium Adsorption Ratio	2.32		1	03/30/2025 16:40	WG2477983

Wet Chemistry by Method 7199

Analyte	Result mg/kg	Qualifier	MDL mg/kg	RDL mg/kg	Dilution	Analysis date / time	Batch
Hexavalent Chromium	U		0.379	1.00	1	03/26/2025 21:49	WG2476348

Wet Chemistry by Method 9045D

Analyte	Result su	Qualifier	Dilution	Analysis date / time	Batch
pH	6.89	<u>T8</u>	1	03/31/2025 17:02	WG2479895

Sample Narrative:

L1839572-05 WG2479895: 6.89 at 21.2C

Wet Chemistry by Method 9050AMod

Analyte	Result	Units	Qualifier	RDL	Dilution	Analysis date / time	Batch
Specific Conductance	0.521	mmhos/cm		0.0100	1	03/31/2025 14:31	WG2479907

Sample Narrative:

L1839572-05 WG2479907: at 25C

Metals (ICP) by Method 6010B-NE493 Ch 2

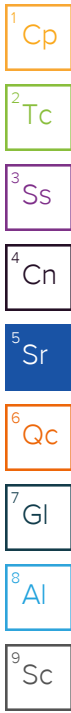
Analyte	Result mg/l	Qualifier	MDL mg/l	RDL mg/l	Dilution	Analysis date / time	Batch
Hot Water Sol. Boron	0.182	<u>J</u>	0.0167	0.200	1	03/29/2025 09:18	WG2477988

Metals (ICPMS) by Method 6020

Analyte	Result mg/kg	Qualifier	MDL mg/kg	RDL mg/kg	Dilution	Analysis date / time	Batch
Arsenic	3.75		0.100	1.00	5	03/26/2025 18:30	WG2476534
Barium	104		0.152	2.50	5	03/26/2025 18:30	WG2476534
Cadmium	0.210	<u>J</u>	0.0855	1.00	5	03/26/2025 18:30	WG2476534
Copper	8.72		0.132	5.00	5	03/26/2025 18:30	WG2476534
Lead	8.83		0.0990	2.00	5	03/26/2025 18:30	WG2476534
Nickel	7.15		0.197	2.50	5	03/26/2025 18:30	WG2476534
Selenium	0.776	<u>J</u>	0.180	2.50	5	03/26/2025 18:30	WG2476534
Silver	U		0.0865	0.500	5	03/26/2025 18:30	WG2476534
Zinc	35.6		0.740	25.0	5	03/26/2025 18:30	WG2476534

Volatile Organic Compounds (GC) by Method 8015D/GRO

Analyte	Result mg/kg	Qualifier	MDL mg/kg	RDL mg/kg	Dilution	Analysis date / time	Batch
TPH (GC/FID) Low Fraction	0.0224	<u>B J</u>	0.0217	0.100	1	03/27/2025 22:02	WG2478184
(S) a,a,a-Trifluorotoluene(FID)	96.1			77.0-120		03/27/2025 22:02	WG2478184



Volatile Organic Compounds (GC/MS) by Method 8260B

Analyte	Result mg/kg	Qualifier	MDL mg/kg	RDL mg/kg	Dilution	Analysis date / time	Batch
Benzene	U		0.000467	0.00100	1	03/29/2025 02:09	WG2478852
Toluene	U		0.00130	0.00500	1	03/29/2025 02:09	WG2478852
Ethylbenzene	U		0.000737	0.00250	1	03/29/2025 02:09	WG2478852
Xylenes, Total	0.000900	<u>J</u>	0.000880	0.00650	1	03/29/2025 02:09	WG2478852
1,2,4-Trimethylbenzene	U		0.00158	0.00500	1	03/29/2025 02:09	WG2478852
1,3,5-Trimethylbenzene	U		0.00200	0.00500	1	03/29/2025 02:09	WG2478852
(S) Toluene-d8	99.2			75.0-131		03/29/2025 02:09	WG2478852
(S) 4-Bromofluorobenzene	97.7			67.0-138		03/29/2025 02:09	WG2478852
(S) 1,2-Dichloroethane-d4	86.8			70.0-130		03/29/2025 02:09	WG2478852

Semi-Volatile Organic Compounds (GC) by Method 8015M

Analyte	Result mg/kg	Qualifier	MDL mg/kg	RDL mg/kg	Dilution	Analysis date / time	Batch
C10-C28 Diesel Range	U		1.61	4.00	1	03/31/2025 09:23	WG2477897
C28-C36 Motor Oil Range	0.398	<u>J</u>	0.274	4.00	1	03/31/2025 09:23	WG2477897
(S) o-Terphenyl	55.0			18.0-148		03/31/2025 09:23	WG2477897

Semi Volatile Organic Compounds (GC/MS) by Method 8270C-SIM

Analyte	Result mg/kg	Qualifier	MDL mg/kg	RDL mg/kg	Dilution	Analysis date / time	Batch
Acenaphthene	U		0.00209	0.00600	1	03/28/2025 20:05	WG2477660
Anthracene	U		0.00230	0.00600	1	03/28/2025 20:05	WG2477660
Benzo(a)anthracene	U		0.00173	0.00600	1	03/28/2025 20:05	WG2477660
Benzo(b)fluoranthene	U		0.00153	0.00600	1	03/28/2025 20:05	WG2477660
Benzo(k)fluoranthene	U		0.00215	0.00600	1	03/28/2025 20:05	WG2477660
Benzo(a)pyrene	U		0.00179	0.00600	1	03/28/2025 20:05	WG2477660
Chrysene	U		0.00232	0.00600	1	03/28/2025 20:05	WG2477660
Dibenz(a,h)anthracene	U		0.00172	0.00600	1	03/28/2025 20:05	WG2477660
Fluoranthene	U		0.00227	0.00600	1	03/28/2025 20:05	WG2477660
Fluorene	U		0.00205	0.00600	1	03/28/2025 20:05	WG2477660
Indeno(1,2,3-cd)pyrene	U		0.00181	0.00600	1	03/28/2025 20:05	WG2477660
1-Methylnaphthalene	U		0.00449	0.0200	1	03/28/2025 20:05	WG2477660
2-Methylnaphthalene	U		0.00427	0.0200	1	03/28/2025 20:05	WG2477660
Naphthalene	U		0.00408	0.0200	1	03/28/2025 20:05	WG2477660
Pyrene	U		0.00200	0.00600	1	03/28/2025 20:05	WG2477660
(S) p-Terphenyl-d14	81.1			23.0-120		03/28/2025 20:05	WG2477660
(S) Nitrobenzene-d5	74.3			14.0-149		03/28/2025 20:05	WG2477660
(S) 2-Fluorobiphenyl	81.5			34.0-125		03/28/2025 20:05	WG2477660

1 Cp

2 Tc

3 Ss

4 Cn

5 Sr

6 Qc

7 Gl

8 Al

9 Sc

Method Blank (MB)

(MB) R4191590-1 03/26/25 17:06

Analyte	MB Result	MB Qualifier	MB MDL	MB RDL
Hexavalent Chromium	U		0.379	1.00

¹Cp

²Tc

³Ss

⁴Cn

⁵Sr

⁶Qc

⁷Gl

⁸Al

⁹Sc

L1839570-04 Original Sample (OS) • Duplicate (DUP)

(OS) L1839570-04 03/26/25 17:58 • (DUP) R4191590-3 03/26/25 18:09

Analyte	Original Result	DUP Result	Dilution	DUP RPD	DUP Qualifier	DUP RPD Limits
Hexavalent Chromium	U	U	1	0.000		20

L1839572-04 Original Sample (OS) • Duplicate (DUP)

(OS) L1839572-04 03/26/25 21:28 • (DUP) R4191590-9 03/26/25 21:39

Analyte	Original Result	DUP Result	Dilution	DUP RPD	DUP Qualifier	DUP RPD Limits
Hexavalent Chromium	U	0.456	1	200	J P1	20

Laboratory Control Sample (LCS)

(LCS) R4191590-2 03/26/25 17:17

Analyte	Spike Amount	LCS Result	LCS Rec.	Rec. Limits	LCS Qualifier
Hexavalent Chromium	10.0	11.0	110	80.0-120	

L1839572-02 Original Sample (OS) • Matrix Spike (MS) • Matrix Spike Duplicate (MSD)

(OS) L1839572-02 03/26/25 20:04 • (MS) R4191590-4 03/26/25 20:15 • (MSD) R4191590-5 03/26/25 20:25

Analyte	Spike Amount	Original Result	MS Result	MSD Result	MS Rec.	MSD Rec.	Dilution	Rec. Limits	MS Qualifier	MSD Qualifier	RPD	RPD Limits
Hexavalent Chromium	20.0	U	19.9	19.9	99.3	99.3	1	75.0-125			0.0819	20

L1839572-02 Original Sample (OS) • Matrix Spike (MS)

(OS) L1839572-02 03/26/25 20:04 • (MS) R4191590-7 03/26/25 20:36

Analyte	Spike Amount	Original Result	MS Result	MS Rec.	Dilution	Rec. Limits	MS Qualifier
Hexavalent Chromium	648	U	62.5	9.65	50	75.0-125	J6

L1839557-03 Original Sample (OS) • Duplicate (DUP)

(OS) L1839557-03 03/28/25 15:40 • (DUP) R4192476-2 03/28/25 15:40

Analyte	Original Result	DUP Result	Dilution	DUP RPD	DUP Qualifier	DUP RPD Limits
	su	su		%		%
pH	7.64	7.65	1	0.131		1

Sample Narrative:

OS: 7.64 at 20.2C
 DUP: 7.65 at 20.4C

L1840082-19 Original Sample (OS) • Duplicate (DUP)

(OS) L1840082-19 03/28/25 15:40 • (DUP) R4192476-3 03/28/25 15:40

Analyte	Original Result	DUP Result	Dilution	DUP RPD	DUP Qualifier	DUP RPD Limits
	su	su		%		%
pH	8.11	8.10	1	0.123		1

Sample Narrative:

OS: 8.11 at 19.5C
 DUP: 8.1 at 19.6C

Laboratory Control Sample (LCS)

(LCS) R4192476-1 03/28/25 15:40

Analyte	Spike Amount	LCS Result	LCS Rec.	Rec. Limits	LCS Qualifier
	su	su	%	%	
pH	10.0	10.0	100	99.0-101	

Sample Narrative:

LCS: 10.01 at 19.5C



L1839566-02 Original Sample (OS) • Duplicate (DUP)

(OS) L1839566-02 03/28/25 16:00 • (DUP) R4192509-2 03/28/25 16:00

Analyte	Original Result	DUP Result	Dilution	DUP RPD	DUP Qualifier	DUP RPD Limits
	su	su		%		%
pH	6.82	6.80	1	0.294		1

Sample Narrative:

OS: 6.82 at 20.1C

DUP: 6.8 at 20.1C

L1840082-25 Original Sample (OS) • Duplicate (DUP)

(OS) L1840082-25 03/28/25 16:00 • (DUP) R4192509-3 03/28/25 16:00

Analyte	Original Result	DUP Result	Dilution	DUP RPD	DUP Qualifier	DUP RPD Limits
	su	su		%		%
pH	7.96	7.98	1	0.251		1

Sample Narrative:

OS: 7.96 at 18.8C

DUP: 7.98 at 18.9C

Laboratory Control Sample (LCS)

(LCS) R4192509-1 03/28/25 16:00

Analyte	Spike Amount	LCS Result	LCS Rec.	Rec. Limits	LCS Qualifier
	su	su	%	%	
pH	10.0	10.0	100	99.0-101	

Sample Narrative:

LCS: 10.01 at 19.4C

¹Cp

²Tc

³Ss

⁴Cn

⁵Sr

⁶Qc

⁷Gl

⁸Al

⁹Sc

L1839561-04 Original Sample (OS) • Duplicate (DUP)

(OS) L1839561-04 03/31/25 11:19 • (DUP) R4193030-2 03/31/25 11:19

Analyte	Original Result	DUP Result	Dilution	DUP RPD	DUP Qualifier	DUP RPD Limits
pH	7.98	7.98	1	0.000		1

Sample Narrative:

OS: 7.98 at 21.6C

DUP: 7.98 at 22C

L1840938-01 Original Sample (OS) • Duplicate (DUP)

(OS) L1840938-01 03/31/25 11:19 • (DUP) R4193030-3 03/31/25 11:19

Analyte	Original Result	DUP Result	Dilution	DUP RPD	DUP Qualifier	DUP RPD Limits
pH	7.42	7.42	1	0.000		1

Sample Narrative:

OS: 7.42 at 21.1C

DUP: 7.42 at 21.3C

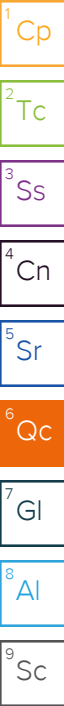
Laboratory Control Sample (LCS)

(LCS) R4193030-1 03/31/25 11:19

Analyte	Spike Amount	LCS Result	LCS Rec.	Rec. Limits	LCS Qualifier
pH	10.0	9.97	99.7	99.0-101	

Sample Narrative:

LCS: 9.97 at 20.8C



L1839561-09 Original Sample (OS) • Duplicate (DUP)

(OS) L1839561-09 03/31/25 17:02 • (DUP) R4193272-2 03/31/25 17:02

Analyte	Original Result	DUP Result	Dilution	DUP RPD	DUP Qualifier	DUP RPD Limits
	su	su		%		%
pH	8.03	8.02	1	0.125		1

Sample Narrative:

OS: 8.03 at 21.3C
 DUP: 8.02 at 21.4C

L1840379-04 Original Sample (OS) • Duplicate (DUP)

(OS) L1840379-04 03/31/25 17:02 • (DUP) R4193272-3 03/31/25 17:02

Analyte	Original Result	DUP Result	Dilution	DUP RPD	DUP Qualifier	DUP RPD Limits
	su	su		%		%
pH	7.15	7.15	1	0.000		1

Sample Narrative:

OS: 7.15 at 20.9C
 DUP: 7.15 at 21C

Laboratory Control Sample (LCS)

(LCS) R4193272-1 03/31/25 17:02

Analyte	Spike Amount	LCS Result	LCS Rec.	Rec. Limits	LCS Qualifier
	su	su	%	%	
pH	10.0	9.96	99.6	99.0-101	

Sample Narrative:

LCS: 9.96 at 19.5C



Method Blank (MB)

(MB) R4192508-1 03/28/25 17:31

Analyte	MB Result	MB Qualifier	MB MDL	MB RDL
Specific Conductance	U		0.0100	0.0100

Sample Narrative:

BLANK: at 25C

L1839557-04 Original Sample (OS) • Duplicate (DUP)

(OS) L1839557-04 03/28/25 17:31 • (DUP) R4192508-3 03/28/25 17:31

Analyte	Original Result	DUP Result	Dilution	DUP RPD	DUP Qualifier	DUP RPD Limits
Specific Conductance	ND	0.449	1	2.20		20

Sample Narrative:

OS: at 25C
DUP: at 25C

L1840082-15 Original Sample (OS) • Duplicate (DUP)

(OS) L1840082-15 03/28/25 17:31 • (DUP) R4192508-4 03/28/25 17:31

Analyte	Original Result	DUP Result	Dilution	DUP RPD	DUP Qualifier	DUP RPD Limits
Specific Conductance	ND	0.667	1	0.449		20

Sample Narrative:

OS: at 25C
DUP: at 25C

Laboratory Control Sample (LCS)

(LCS) R4192508-2 03/28/25 17:31

Analyte	Spike Amount	LCS Result	LCS Rec.	Rec. Limits	LCS Qualifier
Specific Conductance	1.13	1.09	96.0	85.0-115	

Sample Narrative:

LCS: at 25C

1 Cp

2 Tc

3 Ss

4 Cn

5 Sr

6 Qc

7 Gl

8 Al

9 Sc

Method Blank (MB)

(MB) R4192320-1 03/28/25 13:00

Analyte	MB Result	MB Qualifier	MB MDL	MB RDL
Specific Conductance	U		0.0100	0.0100

Sample Narrative:

BLANK: at 25C

L1839566-03 Original Sample (OS) • Duplicate (DUP)

(OS) L1839566-03 03/28/25 13:00 • (DUP) R4192320-3 03/28/25 13:00

Analyte	Original Result	DUP Result	Dilution	DUP RPD	DUP Qualifier	DUP RPD Limits
Specific Conductance	ND	0.0482	1	1.04		20

Sample Narrative:

OS: at 25C

DUP: at 25C

L1840082-14 Original Sample (OS) • Duplicate (DUP)

(OS) L1840082-14 03/28/25 13:00 • (DUP) R4192320-4 03/28/25 13:00

Analyte	Original Result	DUP Result	Dilution	DUP RPD	DUP Qualifier	DUP RPD Limits
Specific Conductance	ND	0.812	1	0.247		20

Sample Narrative:

OS: at 25C

DUP: at 25C

Laboratory Control Sample (LCS)

(LCS) R4192320-2 03/28/25 13:00

Analyte	Spike Amount	LCS Result	LCS Rec.	Rec. Limits	LCS Qualifier
Specific Conductance	1.13	1.15	102	85.0-115	

Sample Narrative:

LCS: at 25C



Method Blank (MB)

(MB) R4193031-1 03/31/25 10:04

Analyte	MB Result	MB Qualifier	MB MDL	MB RDL
Specific Conductance	U		0.0100	0.0100

Sample Narrative:

BLANK: at 25C

L1839561-06 Original Sample (OS) • Duplicate (DUP)

(OS) L1839561-06 03/31/25 10:04 • (DUP) R4193031-3 03/31/25 10:04

Analyte	Original Result	DUP Result	Dilution	DUP RPD	DUP Qualifier	DUP RPD Limits
Specific Conductance	ND	2.14	1	0.187		20

Sample Narrative:

OS: at 25C

DUP: at 25C

L1840935-19 Original Sample (OS) • Duplicate (DUP)

(OS) L1840935-19 03/31/25 10:04 • (DUP) R4193031-4 03/31/25 10:04

Analyte	Original Result	DUP Result	Dilution	DUP RPD	DUP Qualifier	DUP RPD Limits
Specific Conductance	ND	0.169	1	0.473		20

Sample Narrative:

OS: at 25C

DUP: at 25C

Laboratory Control Sample (LCS)

(LCS) R4193031-2 03/31/25 10:04

Analyte	Spike Amount	LCS Result	LCS Rec.	Rec. Limits	LCS Qualifier
Specific Conductance	1.13	1.17	103	85.0-115	

Sample Narrative:

LCS: at 25C

1 Cp

2 Tc

3 Ss

4 Cn

5 Sr

6 Qc

7 Gl

8 Al

9 Sc

Method Blank (MB)

(MB) R4193197-1 03/31/25 14:31

Analyte	MB Result	MB Qualifier	MB MDL	MB RDL
Specific Conductance	U		0.0100	0.0100

Sample Narrative:

BLANK: at 25C

L1839570-10 Original Sample (OS) • Duplicate (DUP)

(OS) L1839570-10 03/31/25 14:31 • (DUP) R4193197-3 03/31/25 14:31

Analyte	Original Result	DUP Result	Dilution	DUP RPD	DUP Qualifier	DUP RPD Limits
Specific Conductance	0.176	0.176	1	0.228		20

Sample Narrative:

OS: at 25C
DUP: at 25C

L1840082-28 Original Sample (OS) • Duplicate (DUP)

(OS) L1840082-28 03/31/25 14:31 • (DUP) R4193197-4 03/31/25 14:31

Analyte	Original Result	DUP Result	Dilution	DUP RPD	DUP Qualifier	DUP RPD Limits
Specific Conductance	ND	0.420	1	0.238		20

Sample Narrative:

OS: at 25C
DUP: at 25C

Laboratory Control Sample (LCS)

(LCS) R4193197-2 03/31/25 14:31

Analyte	Spike Amount	LCS Result	LCS Rec.	Rec. Limits	LCS Qualifier
Specific Conductance	1.13	1.12	98.9	85.0-115	

Sample Narrative:

LCS: at 25C



Method Blank (MB)

(MB) R4192188-1 03/28/25 00:44

Analyte	MB Result mg/l	<u>MB Qualifier</u>	MB MDL mg/l	MB RDL mg/l
Hot Water Sol. Boron	U		0.0167	0.200

Laboratory Control Sample (LCS) • Laboratory Control Sample Duplicate (LCSD)

(LCS) R4192188-2 03/28/25 00:46 • (LCSD) R4192188-3 03/28/25 00:47

Analyte	Spike Amount mg/l	LCS Result mg/l	LCSD Result mg/l	LCS Rec. %	LCSD Rec. %	Rec. Limits %	<u>LCS Qualifier</u>	<u>LCSD Qualifier</u>	RPD %	RPD Limits %
Hot Water Sol. Boron	1.00	1.07	1.06	107	106	80.0-120			1.04	20

- ¹Cp
- ²Tc
- ³Ss
- ⁴Cn
- ⁵Sr
- ⁶Qc
- ⁷Gl
- ⁸Al
- ⁹Sc

Method Blank (MB)

(MB) R4192357-1 03/28/25 08:14

Analyte	MB Result mg/l	MB Qualifier	MB MDL mg/l	MB RDL mg/l
Hot Water Sol. Boron	U		0.0167	0.200

Laboratory Control Sample (LCS) • Laboratory Control Sample Duplicate (LCSD)

(LCS) R4192357-2 03/28/25 08:15 • (LCSD) R4192357-3 03/28/25 08:17

Analyte	Spike Amount mg/l	LCS Result mg/l	LCSD Result mg/l	LCS Rec. %	LCSD Rec. %	Rec. Limits %	LCS Qualifier	LCSD Qualifier	RPD %	RPD Limits %
Hot Water Sol. Boron	1.00	1.00	1.01	100	101	80.0-120			0.969	20

- ¹Cp
- ²Tc
- ³Ss
- ⁴Cn
- ⁵Sr
- ⁶Qc
- ⁷Gl
- ⁸Al
- ⁹Sc

Method Blank (MB)

(MB) R4192665-1 03/29/25 09:07

Analyte	MB Result mg/l	MB Qualifier	MB MDL mg/l	MB RDL mg/l
Hot Water Sol. Boron	U		0.0167	0.200

Laboratory Control Sample (LCS) • Laboratory Control Sample Duplicate (LCSD)

(LCS) R4192665-2 03/29/25 09:09 • (LCSD) R4192665-3 03/29/25 09:11

Analyte	Spike Amount mg/l	LCS Result mg/l	LCSD Result mg/l	LCS Rec. %	LCSD Rec. %	Rec. Limits %	LCS Qualifier	LCSD Qualifier	RPD %	RPD Limits %
Hot Water Sol. Boron	1.00	1.01	0.995	101	99.5	80.0-120			0.994	20

- ¹Cp
- ²Tc
- ³Ss
- ⁴Cn
- ⁵Sr
- ⁶Qc
- ⁷Gl
- ⁸Al
- ⁹Sc

Method Blank (MB)

(MB) R4192358-1 03/28/25 09:16

Analyte	MB Result mg/l	MB Qualifier	MB MDL mg/l	MB RDL mg/l
Hot Water Sol. Boron	U		0.0167	0.200

Laboratory Control Sample (LCS) • Laboratory Control Sample Duplicate (LCSD)

(LCS) R4192358-2 03/28/25 09:18 • (LCSD) R4192358-3 03/28/25 09:20

Analyte	Spike Amount mg/l	LCS Result mg/l	LCSD Result mg/l	LCS Rec. %	LCSD Rec. %	Rec. Limits %	LCS Qualifier	LCSD Qualifier	RPD %	RPD Limits %
Hot Water Sol. Boron	1.00	1.04	1.03	104	103	80.0-120			0.889	20

¹Cp

²Tc

³Ss

⁴Cn

⁵Sr

⁶Qc

⁷Gl

⁸Al

⁹Sc

Method Blank (MB)

(MB) R4191520-7 03/26/25 19:25

Analyte	MB Result mg/kg	MB Qualifier	MB MDL mg/kg	MB RDL mg/kg
Arsenic	U		0.100	1.00
Barium	U		0.152	2.50
Cadmium	U		0.0855	1.00
Copper	U		0.133	5.00
Lead	U		0.0990	2.00
Nickel	U		0.197	2.50
Selenium	U		0.180	2.50
Silver	U		0.0865	0.500
Zinc	U		0.740	25.0

¹Cp

²Tc

³Ss

⁴Cn

⁵Sr

⁶Qc

Laboratory Control Sample (LCS)

(LCS) R4191520-2 03/26/25 18:44

Analyte	Spike Amount mg/kg	LCS Result mg/kg	LCS Rec. %	Rec. Limits %	LCS Qualifier
Arsenic	100	101	101	80.0-120	
Barium	100	97.5	97.5	80.0-120	
Cadmium	100	107	107	80.0-120	
Copper	100	100	100	80.0-120	
Lead	100	98.3	98.3	80.0-120	
Nickel	100	109	109	80.0-120	
Selenium	100	102	102	80.0-120	
Silver	20.0	21.7	108	80.0-120	
Zinc	100	100	100	80.0-120	

⁷Gl

⁸Al

⁹Sc

L1839572-03 Original Sample (OS) • Matrix Spike (MS) • Matrix Spike Duplicate (MSD)

(OS) L1839572-03 03/26/25 18:47 • (MS) R4191520-5 03/26/25 18:57 • (MSD) R4191520-6 03/26/25 19:00

Analyte	Spike Amount mg/kg	Original Result mg/kg	MS Result mg/kg	MSD Result mg/kg	MS Rec. %	MSD Rec. %	Dilution	Rec. Limits %	MS Qualifier	MSD Qualifier	RPD %	RPD Limits %
Arsenic	100	3.72	93.9	99.6	90.2	95.8	5	75.0-125			5.88	20
Barium	100	74.3	143	149	68.5	74.6	5	75.0-125	J6	J6	4.19	20
Cadmium	100	0.352	96.2	102	95.8	102	5	75.0-125			5.80	20
Copper	100	14.1	101	105	86.6	91.1	5	75.0-125			4.34	20
Lead	100	16.0	103	108	87.4	91.7	5	75.0-125			3.99	20
Nickel	100	27.8	102	109	74.1	81.6	5	75.0-125	J6		7.10	20
Selenium	100	0.417	93.6	98.4	93.1	98.0	5	75.0-125			5.09	20
Silver	20.0	0.199	19.5	20.5	96.3	102	5	75.0-125			5.49	20
Zinc	100	48.8	132	136	83.1	86.9	5	75.0-125			2.82	20

Method Blank (MB)

(MB) R4191514-7 03/26/25 19:26

Analyte	MB Result mg/kg	MB Qualifier	MB MDL mg/kg	MB RDL mg/kg
Arsenic	U		0.100	1.00
Barium	U		0.152	2.50
Cadmium	U		0.0855	1.00
Copper	U		0.133	5.00
Lead	U		0.0990	2.00
Nickel	U		0.197	2.50
Selenium	U		0.180	2.50
Silver	U		0.0865	0.500
Zinc	U		0.740	25.0

¹Cp

²Tc

³Ss

⁴Cn

⁵Sr

⁶Qc

Laboratory Control Sample (LCS)

(LCS) R4191514-2 03/26/25 17:44

Analyte	Spike Amount mg/kg	LCS Result mg/kg	LCS Rec. %	Rec. Limits %	LCS Qualifier
Arsenic	100	100	100	80.0-120	
Barium	100	98.3	98.3	80.0-120	
Cadmium	100	102	102	80.0-120	
Copper	100	101	101	80.0-120	
Lead	100	100	100	80.0-120	
Nickel	100	119	119	80.0-120	
Selenium	100	101	101	80.0-120	
Silver	20.0	20.3	101	80.0-120	
Zinc	100	97.8	97.8	80.0-120	

⁷Gl

⁸Al

⁹Sc

L1839607-04 Original Sample (OS) • Matrix Spike (MS) • Matrix Spike Duplicate (MSD)

(OS) L1839607-04 03/26/25 17:47 • (MS) R4191514-5 03/26/25 17:57 • (MSD) R4191514-6 03/26/25 18:00

Analyte	Spike Amount mg/kg	Original Result mg/kg	MS Result mg/kg	MSD Result mg/kg	MS Rec. %	MSD Rec. %	Dilution	Rec. Limits %	MS Qualifier	MSD Qualifier	RPD %	RPD Limits %
Arsenic	100	2.91	98.6	102	95.7	98.6	5	75.0-125			2.95	20
Barium	100	68.7	148	165	79.7	96.3	5	75.0-125			10.5	20
Cadmium	100	U	98.1	100	98.1	100	5	75.0-125			2.31	20
Copper	100	2.54	103	102	101	99.4	5	75.0-125			1.33	20
Lead	100	3.68	96.8	101	93.2	97.3	5	75.0-125			4.19	20
Nickel	100	3.95	121	126	117	122	5	75.0-125			3.82	20
Selenium	100	0.284	96.8	101	96.6	101	5	75.0-125			4.08	20
Silver	20.0	U	19.7	20.4	98.4	102	5	75.0-125			3.75	20
Zinc	100	16.3	109	113	92.7	97.0	5	75.0-125			3.86	20

Method Blank (MB)

(MB) R4193271-3 03/27/25 11:44

Analyte	MB Result mg/kg	MB Qualifier	MB MDL mg/kg	MB RDL mg/kg
TPH (GC/FID) Low Fraction	0.0750	↓	0.0217	0.100
(S) a,a,a-Trifluorotoluene(FID)	95.4			77.0-120

Laboratory Control Sample (LCS) • Laboratory Control Sample Duplicate (LCSD)

(LCS) R4193271-1 03/27/25 10:20 • (LCSD) R4193271-2 03/27/25 10:42

Analyte	Spike Amount mg/kg	LCS Result mg/kg	LCSD Result mg/kg	LCS Rec. %	LCSD Rec. %	Rec. Limits %	LCS Qualifier	LCSD Qualifier	RPD %	RPD Limits %
TPH (GC/FID) Low Fraction	5.00	4.52	4.11	90.4	82.2	72.0-127			9.50	20
(S) a,a,a-Trifluorotoluene(FID)				107	106	77.0-120				

- 1 Cp
- 2 Tc
- 3 Ss
- 4 Cn
- 5 Sr
- 6 Qc
- 7 Gl
- 8 Al
- 9 Sc

Method Blank (MB)

(MB) R4192368-4 03/27/25 16:24

Analyte	MB Result mg/kg	MB Qualifier	MB MDL mg/kg	MB RDL mg/kg
TPH (GC/FID) Low Fraction	0.0329	↓	0.0217	0.100
(S) a,a,a-Trifluorotoluene(FID)	98.4			77.0-120

Laboratory Control Sample (LCS) • Laboratory Control Sample Duplicate (LCSD)

(LCS) R4192368-2 03/27/25 14:01 • (LCSD) R4192368-3 03/27/25 14:24

Analyte	Spike Amount mg/kg	LCS Result mg/kg	LCSD Result mg/kg	LCS Rec. %	LCSD Rec. %	Rec. Limits %	LCS Qualifier	LCSD Qualifier	RPD %	RPD Limits %
TPH (GC/FID) Low Fraction	5.00	4.59	4.71	91.8	94.2	72.0-127			2.58	20
(S) a,a,a-Trifluorotoluene(FID)				106	109	77.0-120				

1 Cp

2 Tc

3 Ss

4 Cn

5 Sr

6 Qc

7 Gl

8 Al

9 Sc

Method Blank (MB)

(MB) R4193379-3 03/28/25 15:07

Analyte	MB Result	MB Qualifier	MB MDL	MB RDL
	mg/kg		mg/kg	mg/kg
Benzene	U		0.000467	0.00100
Toluene	U		0.00130	0.00500
Ethylbenzene	U		0.000737	0.00250
Xylenes, Total	U		0.000880	0.00650
1,2,4-Trimethylbenzene	U		0.00158	0.00500
1,3,5-Trimethylbenzene	U		0.00200	0.00500
(S) Toluene-d8	97.4			75.0-131
(S) 4-Bromofluorobenzene	98.5			67.0-138
(S) 1,2-Dichloroethane-d4	87.6			70.0-130

Laboratory Control Sample (LCS) • Laboratory Control Sample Duplicate (LCSD)

(LCS) R4193379-1 03/28/25 13:27 • (LCSD) R4193379-2 03/28/25 13:47

Analyte	Spike Amount	LCS Result	LCSD Result	LCS Rec.	LCSD Rec.	Rec. Limits	LCS Qualifier	LCSD Qualifier	RPD	RPD Limits
	mg/kg	mg/kg	mg/kg	%	%	%			%	%
Benzene	0.125	0.115	0.120	92.0	96.0	70.0-123			4.26	20
Toluene	0.125	0.115	0.124	92.0	99.2	75.0-121			7.53	20
Ethylbenzene	0.125	0.111	0.116	88.8	92.8	74.0-126			4.41	20
Xylenes, Total	0.375	0.301	0.307	80.3	81.9	72.0-127			1.97	20
1,2,4-Trimethylbenzene	0.125	0.115	0.117	92.0	93.6	70.0-126			1.72	20
1,3,5-Trimethylbenzene	0.125	0.115	0.118	92.0	94.4	73.0-127			2.58	20
(S) Toluene-d8				97.9	101	75.0-131				
(S) 4-Bromofluorobenzene				97.7	99.4	67.0-138				
(S) 1,2-Dichloroethane-d4				92.9	93.2	70.0-130				

1 Cp

2 Tc

3 Ss

4 Cn

5 Sr

6 Qc

7 Gl

8 Al

9 Sc

Method Blank (MB)

(MB) R4193396-3 03/29/25 01:29

Analyte	MB Result	MB Qualifier	MB MDL	MB RDL
	mg/kg		mg/kg	mg/kg
Benzene	U		0.000467	0.00100
Toluene	U		0.00130	0.00500
Ethylbenzene	U		0.000737	0.00250
Xylenes, Total	U		0.000880	0.00650
1,2,4-Trimethylbenzene	U		0.00158	0.00500
1,3,5-Trimethylbenzene	U		0.00200	0.00500
(S) Toluene-d8	99.0			75.0-131
(S) 4-Bromofluorobenzene	102			67.0-138
(S) 1,2-Dichloroethane-d4	87.4			70.0-130

Laboratory Control Sample (LCS) • Laboratory Control Sample Duplicate (LCSD)

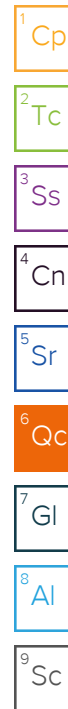
(LCS) R4193396-1 03/28/25 23:50 • (LCSD) R4193396-2 03/29/25 00:10

Analyte	Spike Amount	LCS Result	LCSD Result	LCS Rec.	LCSD Rec.	Rec. Limits	LCS Qualifier	LCSD Qualifier	RPD	RPD Limits
	mg/kg	mg/kg	mg/kg	%	%	%			%	%
Benzene	0.125	0.119	0.126	95.2	101	70.0-123			5.71	20
Toluene	0.125	0.126	0.126	101	101	75.0-121			0.000	20
Ethylbenzene	0.125	0.121	0.121	96.8	96.8	74.0-126			0.000	20
Xylenes, Total	0.375	0.364	0.355	97.1	94.7	72.0-127			2.50	20
1,2,4-Trimethylbenzene	0.125	0.119	0.120	95.2	96.0	70.0-126			0.837	20
1,3,5-Trimethylbenzene	0.125	0.115	0.120	92.0	96.0	73.0-127			4.26	20
(S) Toluene-d8				98.6	98.8	75.0-131				
(S) 4-Bromofluorobenzene				98.8	96.4	67.0-138				
(S) 1,2-Dichloroethane-d4				93.1	94.2	70.0-130				

L1839614-01 Original Sample (OS) • Matrix Spike (MS) • Matrix Spike Duplicate (MSD)

(OS) L1839614-01 03/29/25 03:49 • (MS) R4193396-4 03/29/25 08:28 • (MSD) R4193396-5 03/29/25 08:48

Analyte	Spike Amount	Original Result	MS Result	MSD Result	MS Rec.	MSD Rec.	Dilution	Rec. Limits	MS Qualifier	MSD Qualifier	RPD	RPD Limits
	mg/kg	mg/kg	mg/kg	mg/kg	%	%		%			%	%
Benzene	0.125	U	0.0607	0.0437	48.6	35.0	1	10.0-149			32.6	37
Toluene	0.125	0.00238	0.0644	0.0457	49.6	34.7	1	10.0-156			34.0	38
Ethylbenzene	0.125	U	0.0592	0.0418	47.4	33.4	1	10.0-160			34.5	38
Xylenes, Total	0.375	U	0.188	0.122	50.1	32.5	1	10.0-160		J3	42.6	38
1,2,4-Trimethylbenzene	0.125	U	0.0691	0.0487	55.3	39.0	1	10.0-160			34.6	36
1,3,5-Trimethylbenzene	0.125	U	0.0630	0.0433	50.4	34.6	1	10.0-160			37.1	38
(S) Toluene-d8					98.6	97.4		75.0-131				
(S) 4-Bromofluorobenzene					98.6	99.7		67.0-138				
(S) 1,2-Dichloroethane-d4					90.8	89.3		70.0-130				



Method Blank (MB)

(MB) R4193108-1 03/31/25 08:44

Analyte	MB Result mg/kg	MB Qualifier	MB MDL mg/kg	MB RDL mg/kg
C10-C28 Diesel Range	U		1.61	4.00
C28-C36 Motor Oil Range	U		0.274	4.00
(S) o-Terphenyl	59.2			18.0-148

Laboratory Control Sample (LCS)

(LCS) R4193108-2 03/31/25 08:57

Analyte	Spike Amount mg/kg	LCS Result mg/kg	LCS Rec. %	Rec. Limits %	LCS Qualifier
C10-C28 Diesel Range	50.0	30.1	60.2	50.0-150	
(S) o-Terphenyl			64.1	18.0-148	

L1839572-02 Original Sample (OS) • Matrix Spike (MS) • Matrix Spike Duplicate (MSD)

(OS) L1839572-02 03/31/25 14:22 • (MS) R4193108-3 03/31/25 11:46 • (MSD) R4193108-4 03/31/25 11:59

Analyte	Spike Amount mg/kg	Original Result mg/kg	MS Result mg/kg	MSD Result mg/kg	MS Rec. %	MSD Rec. %	Dilution	Rec. Limits %	MS Qualifier	MSD Qualifier	RPD %	RPD Limits %
C10-C28 Diesel Range	49.0	U	27.6	28.2	56.3	57.3	1	50.0-150			2.15	20
(S) o-Terphenyl					60.2	54.1		18.0-148				

1 Cp

2 Tc

3 Ss

4 Cn

5 Sr

6 Qc

7 Gl

8 Al

9 Sc

Method Blank (MB)

(MB) R4192907-2 03/28/25 16:12

Analyte	MB Result mg/kg	MB Qualifier	MB MDL mg/kg	MB RDL mg/kg
Acenaphthene	U		0.00209	0.00600
Anthracene	U		0.00230	0.00600
Benzo(a)anthracene	U		0.00173	0.00600
Benzo(b)fluoranthene	U		0.00153	0.00600
Benzo(k)fluoranthene	U		0.00215	0.00600
Benzo(a)pyrene	U		0.00179	0.00600
Chrysene	U		0.00232	0.00600
Dibenz(a,h)anthracene	U		0.00172	0.00600
Fluoranthene	U		0.00227	0.00600
Fluorene	U		0.00205	0.00600
Indeno(1,2,3-cd)pyrene	U		0.00181	0.00600
1-Methylnaphthalene	U		0.00449	0.0200
2-Methylnaphthalene	U		0.00427	0.0200
Naphthalene	U		0.00408	0.0200
Pyrene	U		0.00200	0.00600
(S) p-Terphenyl-d14	86.7			23.0-120
(S) Nitrobenzene-d5	74.7			14.0-149
(S) 2-Fluorobiphenyl	83.8			34.0-125

¹Cp

²Tc

³Ss

⁴Cn

⁵Sr

⁶Qc

⁷Gl

⁸Al

⁹Sc

Laboratory Control Sample (LCS)

(LCS) R4192907-1 03/28/25 15:54

Analyte	Spike Amount mg/kg	LCS Result mg/kg	LCS Rec. %	Rec. Limits %	LCS Qualifier
Acenaphthene	0.0800	0.0610	76.3	50.0-120	
Anthracene	0.0800	0.0688	86.0	50.0-126	
Benzo(a)anthracene	0.0800	0.0739	92.4	45.0-120	
Benzo(b)fluoranthene	0.0800	0.0716	89.5	42.0-121	
Benzo(k)fluoranthene	0.0800	0.0666	83.3	49.0-125	
Benzo(a)pyrene	0.0800	0.0628	78.5	42.0-120	
Chrysene	0.0800	0.0733	91.6	49.0-122	
Dibenz(a,h)anthracene	0.0800	0.0693	86.6	47.0-125	
Fluoranthene	0.0800	0.0721	90.1	49.0-129	
Fluorene	0.0800	0.0680	85.0	49.0-120	
Indeno(1,2,3-cd)pyrene	0.0800	0.0670	83.8	46.0-125	
1-Methylnaphthalene	0.0800	0.0655	81.9	51.0-121	
2-Methylnaphthalene	0.0800	0.0686	85.8	50.0-120	
Naphthalene	0.0800	0.0654	81.8	50.0-120	
Pyrene	0.0800	0.0722	90.3	43.0-123	

Laboratory Control Sample (LCS)

(LCS) R4192907-1 03/28/25 15:54

Analyte	Spike Amount mg/kg	LCS Result mg/kg	LCS Rec. %	Rec. Limits %	LCS Qualifier
(S) p-Terphenyl-d14			87.9	23.0-120	
(S) Nitrobenzene-d5			88.4	14.0-149	
(S) 2-Fluorobiphenyl			90.9	34.0-125	

L1839611-01 Original Sample (OS) • Matrix Spike (MS) • Matrix Spike Duplicate (MSD)

(OS) L1839611-01 03/28/25 22:10 • (MS) R4192907-3 03/28/25 22:28 • (MSD) R4192907-4 03/28/25 22:45

Analyte	Spike Amount mg/kg	Original Result mg/kg	MS Result mg/kg	MSD Result mg/kg	MS Rec. %	MSD Rec. %	Dilution	Rec. Limits %	MS Qualifier	MSD Qualifier	RPD %	RPD Limits %
Acenaphthene	0.0772	U	0.0607	0.0582	78.6	75.4	1	14.0-127			4.21	27
Anthracene	0.0772	U	0.0774	0.0693	100	89.8	1	10.0-145			11.0	30
Benzo(a)anthracene	0.0772	U	0.0854	0.0763	111	98.8	1	10.0-139			11.3	30
Benzo(b)fluoranthene	0.0772	U	0.0660	0.0591	85.5	76.6	1	10.0-140			11.0	36
Benzo(k)fluoranthene	0.0772	U	0.0667	0.0593	86.4	76.8	1	10.0-137			11.7	31
Benzo(a)pyrene	0.0772	U	0.0731	0.0649	94.7	84.1	1	10.0-141			11.9	31
Chrysene	0.0772	U	0.0763	0.0685	98.8	88.7	1	10.0-145			10.8	30
Dibenz(a,h)anthracene	0.0772	U	0.0698	0.0626	90.4	81.1	1	10.0-132			10.9	31
Fluoranthene	0.0772	U	0.0793	0.0711	103	92.1	1	10.0-153			10.9	33
Fluorene	0.0772	U	0.0708	0.0660	91.7	85.5	1	11.0-130			7.02	29
Indeno(1,2,3-cd)pyrene	0.0772	U	0.0716	0.0648	92.7	83.9	1	10.0-137			9.97	32
1-Methylnaphthalene	0.0772	U	0.0629	0.0616	81.5	79.8	1	10.0-142			2.09	28
2-Methylnaphthalene	0.0772	U	0.0621	0.0600	80.4	77.7	1	10.0-137			3.44	28
Naphthalene	0.0772	U	0.0573	0.0571	74.2	74.0	1	10.0-135			0.350	27
Pyrene	0.0772	U	0.0735	0.0661	95.2	85.6	1	10.0-148			10.6	35
(S) p-Terphenyl-d14					90.3	81.2		23.0-120				
(S) Nitrobenzene-d5					95.9	87.6		14.0-149				
(S) 2-Fluorobiphenyl					94.9	85.5		34.0-125				

1 Cp

2 Tc

3 Ss

4 Cn

5 Sr

6 Qc

7 Gl

8 Al

9 Sc

GLOSSARY OF TERMS

Guide to Reading and Understanding Your Laboratory Report

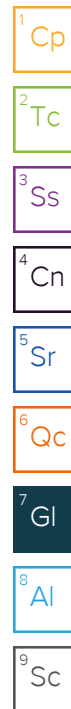
The information below is designed to better explain the various terms used in your report of analytical results from the Laboratory. This is not intended as a comprehensive explanation, and if you have additional questions please contact your project representative.

Results Disclaimer - Information that may be provided by the customer, and contained within this report, include Permit Limits, Project Name, Sample ID, Sample Matrix, Sample Preservation, Field Blanks, Field Spikes, Field Duplicates, On-Site Data, Sampling Collection Dates/Times, and Sampling Location. Results relate to the accuracy of this information provided, and as the samples are received.

Abbreviations and Definitions

MDL	Method Detection Limit.
ND	Not detected at the Reporting Limit (or MDL where applicable).
RDL	Reported Detection Limit.
Rec.	Recovery.
RPD	Relative Percent Difference.
SDG	Sample Delivery Group.
(S)	Surrogate (Surrogate Standard) - Analytes added to every blank, sample, Laboratory Control Sample/Duplicate and Matrix Spike/Duplicate; used to evaluate analytical efficiency by measuring recovery. Surrogates are not expected to be detected in all environmental media.
U	Not detected at the Reporting Limit (or MDL where applicable).
Analyte	The name of the particular compound or analysis performed. Some Analyses and Methods will have multiple analytes reported.
Dilution	If the sample matrix contains an interfering material, the sample preparation volume or weight values differ from the standard, or if concentrations of analytes in the sample are higher than the highest limit of concentration that the laboratory can accurately report, the sample may be diluted for analysis. If a value different than 1 is used in this field, the result reported has already been corrected for this factor.
Limits	These are the target % recovery ranges or % difference value that the laboratory has historically determined as normal for the method and analyte being reported. Successful QC Sample analysis will target all analytes recovered or duplicated within these ranges.
Original Sample	The non-spiked sample in the prep batch used to determine the Relative Percent Difference (RPD) from a quality control sample. The Original Sample may not be included within the reported SDG.
Qualifier	This column provides a letter and/or number designation that corresponds to additional information concerning the result reported. If a Qualifier is present, a definition per Qualifier is provided within the Glossary and Definitions page and potentially a discussion of possible implications of the Qualifier in the Case Narrative if applicable.
Result	The actual analytical final result (corrected for any sample specific characteristics) reported for your sample. If there was no measurable result returned for a specific analyte, the result in this column may state "ND" (Not Detected) or "BDL" (Below Detectable Levels). The information in the results column should always be accompanied by either an MDL (Method Detection Limit) or RDL (Reporting Detection Limit) that defines the lowest value that the laboratory could detect or report for this analyte.
Uncertainty (Radiochemistry)	Confidence level of 2 sigma.
U (Radiochemistry)	Result + Error < MDA.
J (Radiochemistry)	Result < MDA; Result + Error > MDA.
Case Narrative (Cn)	A brief discussion about the included sample results, including a discussion of any non-conformances to protocol observed either at sample receipt by the laboratory from the field or during the analytical process. If present, there will be a section in the Case Narrative to discuss the meaning of any data qualifiers used in the report.
Quality Control Summary (Qc)	This section of the report includes the results of the laboratory quality control analyses required by procedure or analytical methods to assist in evaluating the validity of the results reported for your samples. These analyses are not being performed on your samples typically, but on laboratory generated material.
Sample Chain of Custody (Sc)	This is the document created in the field when your samples were initially collected. This is used to verify the time and date of collection, the person collecting the samples, and the analyses that the laboratory is requested to perform. This chain of custody also documents all persons (excluding commercial shippers) that have had control or possession of the samples from the time of collection until delivery to the laboratory for analysis.
Sample Results (Sr)	This section of your report will provide the results of all testing performed on your samples. These results are provided by sample ID and are separated by the analyses performed on each sample. The header line of each analysis section for each sample will provide the name and method number for the analysis reported.
Sample Summary (Ss)	This section of the Analytical Report defines the specific analyses performed for each sample ID, including the dates and times of preparation and/or analysis.

Qualifier	Description
B	The same analyte is found in the associated blank.
J	The identification of the analyte is acceptable; the reported value is an estimate.
J3	The associated batch QC was outside the established quality control range for precision.
J6	The sample matrix interfered with the ability to make any accurate determination; spike value is low.
O1	The analyte failed the method required serial dilution test and/or subsequent post-spike criteria. These failures indicate matrix interference.
P1	RPD value not applicable for sample concentrations less than 5 times the reporting limit.
T8	Sample(s) received past/too close to holding time expiration.



ACCREDITATIONS & LOCATIONS

Pace Analytical National 12065 Lebanon Rd Mount Juliet, TN 37122

Alabama	40660	Nebraska	NE-OS-15-05
Alaska	17-026	Nevada	TN000032021-1
Arizona	AZ0612	New Hampshire	2975
Arkansas	88-0469	New Jersey–NELAP	TN002
California	2932	New Mexico ¹	TN00003
Colorado	TN00003	New York	11742
Connecticut	PH-0197	North Carolina	Env375
Florida	E87487	North Carolina ¹	DW21704
Georgia	NELAP	North Carolina ³	41
Georgia ¹	923	North Dakota	R-140
Idaho	TN00003	Ohio–VAP	CL0069
Illinois	200008	Oklahoma	9915
Indiana	C-TN-01	Oregon	TN200002
Iowa	364	Pennsylvania	68-02979
Kansas	E-10277	Rhode Island	LA000356
Kentucky ^{1,6}	KY90010	South Carolina	84004002
Kentucky ²	16	South Dakota	n/a
Louisiana	AI30792	Tennessee ^{1,4}	2006
Louisiana	LA018	Texas	T104704245-20-18
Maine	TN00003	Texas ⁵	LAB0152
Maryland	324	Utah	TN000032021-11
Massachusetts	M-TN003	Vermont	VT2006
Michigan	9958	Virginia	110033
Minnesota	047-999-395	Washington	C847
Mississippi	TN00003	West Virginia	233
Missouri	340	Wisconsin	998093910
Montana	CERT0086	Wyoming	A2LA
A2LA – ISO 17025	1461.01	AIHA-LAP,LLC EMLAP	100789
A2LA – ISO 17025 ⁵	1461.02	DOD	1461.01
Canada	1461.01	USDA	P330-15-00234
EPA–Crypto	TN00003		

¹ Drinking Water ² Underground Storage Tanks ³ Aquatic Toxicity ⁴ Chemical/Microbiological ⁵ Mold ⁶ Wastewater n/a Accreditation not applicable

* Not all certifications held by the laboratory are applicable to the results reported in the attached report.

* Accreditation is only applicable to the test methods specified on each scope of accreditation held by Pace Analytical.

¹ Cp

² Tc

³ Ss

⁴ Cn

⁵ Sr

⁶ Qc

⁷ Gl

⁸ Al

⁹ Sc

