

CTEH - ER

Sample Delivery Group: L1854739
Samples Received: 05/03/2025
Project Number: PROJ-054017
Description: Bishop Loss of Containment Incident

Report To: CTEH
5120 North Shore Drive
North Little Rock, AR 72118

Entire Report Reviewed By:



Shane Gambill
Project Manager

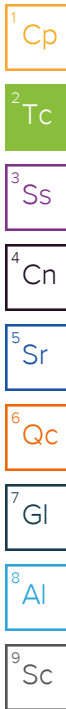
Results relate only to the items tested or calibrated and are reported as rounded values. This test report shall not be reproduced, except in full, without written approval of the laboratory. Where applicable, sampling conducted by Pace Analytical National is performed per guidance provided in laboratory standard operating procedures ENV-SOP-MTJL-0067 and ENV-SOP-MTJL-0068. Where sampling conducted by the customer, results relate to the accuracy of the information provided, and as the samples are received.

Pace Analytical National

12065 Lebanon Rd Mount Juliet, TN 37122 615-758-5858 800-767-5859 mydata.pacelabs.com

TABLE OF CONTENTS

Cp: Cover Page	1
Tc: Table of Contents	2
Ss: Sample Summary	3
Cn: Case Narrative	4
Sr: Sample Results	6
GACO0502T129-1S001 L1854739-01	6
Qc: Quality Control Summary	9
Total Solids by Method 2540 G-2011	9
Wet Chemistry by Method 350.1	10
Wet Chemistry by Method 4500NOrg D-2021	11
Wet Chemistry by Method 9056A	13
Wet Chemistry by Method WALKLEY-BLACK	14
Metals (ICP) by Method 6010D	15
Volatile Organic Compounds (GC/MS) by Method 8260D	17
Semi Volatile Organic Compounds (GC/MS) by Method 8270E	21
Gl: Glossary of Terms	26
Al: Accreditations & Locations	27
Sc: Sample Chain of Custody	28



SAMPLE SUMMARY

GACO0502T129-1S001 L1854739-01 Solid

Collected by:
 Collected date/time: 05/02/25 08:50
 Received date/time: 05/03/25 14:00

Method	Batch	Dilution	Preparation date/time	Analysis date/time	Analyst	Location
Calculated Results	WG2506162	1	05/03/25 17:43	05/04/25 20:06	AEC	Mt. Juliet, TN
Total Solids by Method 2540 G-2011	WG2506148	1	05/03/25 18:58	05/03/25 19:18	KDW	Mt. Juliet, TN
Wet Chemistry by Method 350.1	WG2506345	1	05/04/25 14:15	05/04/25 22:19	RTW	Mt. Juliet, TN
Wet Chemistry by Method 4500NOrg D-2021	WG2506341	10	05/04/25 08:16	05/04/25 20:06	AEC	Mt. Juliet, TN
Wet Chemistry by Method 9056A	WG2506162	1	05/03/25 17:43	05/03/25 20:59	AJC	Mt. Juliet, TN
Wet Chemistry by Method WALKLEY-BLACK	WG2506173	2	05/03/25 17:17	05/04/25 12:55	ARV	Mt. Juliet, TN
Metals (ICP) by Method 6010D	WG2506577	1	05/04/25 12:54	05/04/25 14:56	MAP	Mt. Juliet, TN
Volatile Organic Compounds (GC/MS) by Method 8260D	WG2506137	1	05/03/25 15:26	05/03/25 17:16	JAH	Mt. Juliet, TN
Semi Volatile Organic Compounds (GC/MS) by Method 8270E	WG2506276	2	05/03/25 22:14	05/04/25 01:59	LS	Mt. Juliet, TN

¹ Cp

² Tc

³ Ss

⁴ Cn

⁵ Sr

⁶ Qc

⁷ Gl

⁸ Al

⁹ Sc

CASE NARRATIVE

Unless qualified or notated within the narrative below, all sample aliquots were received at the correct temperature, in the proper containers, with the appropriate preservatives, and within method specified holding times. Where applicable, all MDL (LOD) and RDL (LOQ) values reported for environmental samples have been corrected for the dilution factor used in the analysis. All Method and Batch Quality Control are within established criteria except where addressed in this case narrative, a non-conformance form or properly qualified within the sample results. By my digital signature below, I affirm to the best of my knowledge, all problems/anomalies observed by the laboratory as having the potential to affect the quality of the data have been identified by the laboratory, and no information or data have been knowingly withheld that would affect the quality of the data.



Shane Gambill
Project Manager



Wet Chemistry by Method 4500NOrg D-2021

The sample matrix interfered with the ability to make any accurate determination; spike value is low.

Batch	Lab Sample ID	Analytes
WG2506341	(MS) R4209572-6, (MS) R4209572-3, (MSD) R4209572-7, L1854739-01	Kjeldahl Nitrogen, TKN

Wet Chemistry by Method 9056A

The same analyte is found in the associated blank.

Batch	Analyte	Lab Sample ID
WG2506162	Nitrate-Nitrite	L1854739-01

Metals (ICP) by Method 6010D

The sample matrix interfered with the ability to make any accurate determination; spike value is high.

Batch	Lab Sample ID	Analytes
WG2506577	(MS) R4209518-5, (MSD) R4209518-6	Calcium

The sample matrix interfered with the ability to make any accurate determination; spike value is low.

Batch	Lab Sample ID	Analytes
WG2506577	(MS) R4209518-5	Manganese

Volatile Organic Compounds (GC/MS) by Method 8260D

The reported concentration is an estimate. The continuing calibration standard associated with this data responded low. Method sensitivity check is acceptable.

Batch	Lab Sample ID	Analytes
WG2506137	L1854739-01	11 analytes

The associated batch QC was above the established quality control range for accuracy.

Batch	Lab Sample ID	Analytes
WG2506137	(LCSD) R4209442-3, L1854739-01	4-Methyl-2-pentanone (MIBK)

The associated batch QC was below the established quality control range for accuracy.

Batch	Lab Sample ID	Analytes
WG2506137	(LCS) R4209442-1, L1854739-01	Chloroethane

CASE NARRATIVE

Semi Volatile Organic Compounds (GC/MS) by Method 8270E

The reported concentration is an estimate. The continuing calibration standard associated with this data responded low. Method sensitivity check is acceptable.

Batch	Lab Sample ID	Analytes
WG2506276	L1854739-01	2,4-Dimethylphenol, Bis(2-chlorethoxy)methane, Hexachlorocyclopentadiene, Nitrobenzene and n-Nitrosodi-n-propylamine

The initial calibration verification standard (SSCV) associated with this data responded high.

Batch	Lab Sample ID	Analytes
WG2506276	L1854739-01	Benzidine

The associated batch QC was outside the established quality control range for precision.

Batch	Lab Sample ID	Analytes
WG2506276	(MSD) R4209480-4, L1854739-01	Benzidine

1 Cp

2 Tc

3 Ss

4 Cn

5 Sr

6 Qc

7 Gl

8 Al

9 Sc

Calculated Results

Analyte	Result (dry) ug/kg	Qualifier	MDL (dry) ug/kg	RDL (dry) ug/kg	Dilution	Analysis date / time	Batch
Total Nitrogen	455000		658	21700	1	05/04/2025 20:06	WG2506162

Total Solids by Method 2540 G-2011

Analyte	Result %	Qualifier	Dilution	Analysis date / time	Batch
Total Solids	92.1		1	05/03/2025 19:18	WG2506148

Wet Chemistry by Method 350.1

Analyte	Result (dry) ug/kg	Qualifier	MDL (dry) ug/kg	RDL (dry) ug/kg	Dilution	Analysis date / time	Batch
Ammonia Nitrogen	U		7800	10900	1	05/04/2025 22:19	WG2506345

Wet Chemistry by Method 4500NOrg D-2021

Analyte	Result (dry) ug/kg	Qualifier	MDL (dry) ug/kg	RDL (dry) ug/kg	Dilution	Analysis date / time	Batch
Kjeldahl Nitrogen, TKN	451000	J6	165000	217000	10	05/04/2025 20:06	WG2506341

Wet Chemistry by Method 9056A

Analyte	Result (dry) ug/kg	Qualifier	MDL (dry) ug/kg	RDL (dry) ug/kg	Dilution	Analysis date / time	Batch
Nitrate-Nitrite	3840	BJ	658	21700	1	05/03/2025 20:59	WG2506162

Wet Chemistry by Method WALKLEY-BLACK

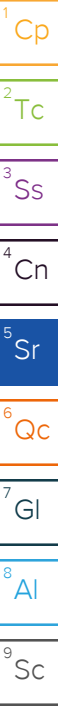
Analyte	Result ug/kg	Qualifier	MDL ug/kg	RDL ug/kg	Dilution	Analysis date / time	Batch
TOC By Walkley Black	4550000		51000	200000	2	05/04/2025 12:55	WG2506173

Metals (ICP) by Method 6010D

Analyte	Result (dry) ug/kg	Qualifier	MDL (dry) ug/kg	RDL (dry) ug/kg	Dilution	Analysis date / time	Batch
Aluminum	3980000		6600	21700	1	05/04/2025 14:56	WG2506577
Antimony	U		750	2170	1	05/04/2025 14:56	WG2506577
Beryllium	428		51.8	217	1	05/04/2025 14:56	WG2506577
Calcium	23400000		20600	109000	1	05/04/2025 14:56	WG2506577
Cobalt	3870		192	1090	1	05/04/2025 14:56	WG2506577
Iron	7450000		2430	10900	1	05/04/2025 14:56	WG2506577
Magnesium	4280000		21600	109000	1	05/04/2025 14:56	WG2506577
Manganese	213000		188	1090	1	05/04/2025 14:56	WG2506577
Potassium	1590000		22700	109000	1	05/04/2025 14:56	WG2506577
Sodium	97800	J	44700	109000	1	05/04/2025 14:56	WG2506577
Thallium	U		562	2170	1	05/04/2025 14:56	WG2506577
Vanadium	12400		416	2170	1	05/04/2025 14:56	WG2506577

Volatile Organic Compounds (GC/MS) by Method 8260D

Analyte	Result (dry) ug/kg	Qualifier	MDL (dry) ug/kg	RDL (dry) ug/kg	Dilution	Analysis date / time	Batch
Acetone	U		42.7	58.5	1	05/03/2025 17:16	WG2506137
Acrylonitrile	U		4.23	14.6	1	05/03/2025 17:16	WG2506137
Bromobenzene	U	C3	1.05	14.6	1	05/03/2025 17:16	WG2506137
Bromodichloromethane	U		0.849	2.93	1	05/03/2025 17:16	WG2506137
Bromoform	U		1.37	29.3	1	05/03/2025 17:16	WG2506137
Bromomethane	U	C3	2.31	14.6	1	05/03/2025 17:16	WG2506137



Volatile Organic Compounds (GC/MS) by Method 8260D

Analyte	Result (dry) ug/kg	Qualifier	MDL (dry) ug/kg	RDL (dry) ug/kg	Dilution	Analysis date / time	Batch
n-Butylbenzene	U		6.15	14.6	1	05/03/2025 17:16	WG2506137
sec-Butylbenzene	U		3.37	14.6	1	05/03/2025 17:16	WG2506137
tert-Butylbenzene	U		2.28	5.85	1	05/03/2025 17:16	WG2506137
Carbon tetrachloride	U		1.05	5.85	1	05/03/2025 17:16	WG2506137
Chlorobenzene	U		0.246	2.93	1	05/03/2025 17:16	WG2506137
Chlorodibromomethane	U		0.717	2.93	1	05/03/2025 17:16	WG2506137
Chloroethane	U	C3 J4	1.99	5.85	1	05/03/2025 17:16	WG2506137
Chloroform	U		1.21	2.93	1	05/03/2025 17:16	WG2506137
Chloromethane	U		5.09	14.6	1	05/03/2025 17:16	WG2506137
2-Chlorotoluene	U		1.01	2.93	1	05/03/2025 17:16	WG2506137
4-Chlorotoluene	U		0.527	5.85	1	05/03/2025 17:16	WG2506137
1,2-Dibromo-3-Chloropropane	U		4.57	29.3	1	05/03/2025 17:16	WG2506137
1,2-Dibromoethane	U		0.759	2.93	1	05/03/2025 17:16	WG2506137
Dibromomethane	U		0.878	5.85	1	05/03/2025 17:16	WG2506137
1,2-Dichlorobenzene	U		0.498	5.85	1	05/03/2025 17:16	WG2506137
1,3-Dichlorobenzene	U		0.703	5.85	1	05/03/2025 17:16	WG2506137
1,4-Dichlorobenzene	U		0.820	5.85	1	05/03/2025 17:16	WG2506137
Dichlorodifluoromethane	U	C3	1.89	5.85	1	05/03/2025 17:16	WG2506137
1,1-Dichloroethane	U		0.575	2.93	1	05/03/2025 17:16	WG2506137
1,2-Dichloroethane	U		0.760	2.93	1	05/03/2025 17:16	WG2506137
1,1-Dichloroethene	U		0.710	2.93	1	05/03/2025 17:16	WG2506137
cis-1,2-Dichloroethene	U		0.859	2.93	1	05/03/2025 17:16	WG2506137
trans-1,2-Dichloroethene	U	C3	1.22	5.85	1	05/03/2025 17:16	WG2506137
1,2-Dichloropropane	U		1.66	5.85	1	05/03/2025 17:16	WG2506137
1,1-Dichloropropene	U		0.947	2.93	1	05/03/2025 17:16	WG2506137
1,3-Dichloropropane	U		0.587	5.85	1	05/03/2025 17:16	WG2506137
cis-1,3-Dichloropropene	U		0.886	2.93	1	05/03/2025 17:16	WG2506137
trans-1,3-Dichloropropene	U		1.33	5.85	1	05/03/2025 17:16	WG2506137
2,2-Dichloropropane	U	C3	1.62	2.93	1	05/03/2025 17:16	WG2506137
Di-isopropyl ether	U		0.480	1.17	1	05/03/2025 17:16	WG2506137
Hexachloro-1,3-butadiene	U		7.03	29.3	1	05/03/2025 17:16	WG2506137
Isopropylbenzene	U		0.498	2.93	1	05/03/2025 17:16	WG2506137
p-Isopropyltoluene	U		2.99	5.85	1	05/03/2025 17:16	WG2506137
2-Butanone (MEK)	U		74.3	117	1	05/03/2025 17:16	WG2506137
Methylene Chloride	U	C3	7.77	29.3	1	05/03/2025 17:16	WG2506137
4-Methyl-2-pentanone (MIBK)	U	J4	2.67	29.3	1	05/03/2025 17:16	WG2506137
Methyl tert-butyl ether	U	C3	0.410	1.17	1	05/03/2025 17:16	WG2506137
n-Propylbenzene	U		1.11	5.85	1	05/03/2025 17:16	WG2506137
Styrene	U		0.268	14.6	1	05/03/2025 17:16	WG2506137
1,1,1,2-Tetrachloroethane	U		1.11	2.93	1	05/03/2025 17:16	WG2506137
1,1,2,2-Tetrachloroethane	U		0.814	2.93	1	05/03/2025 17:16	WG2506137
1,1,2-Trichlorotrifluoroethane	U		0.883	2.93	1	05/03/2025 17:16	WG2506137
Tetrachloroethene	U		1.05	2.93	1	05/03/2025 17:16	WG2506137
1,2,3-Trichlorobenzene	U		8.58	14.6	1	05/03/2025 17:16	WG2506137
1,2,4-Trichlorobenzene	U		5.15	14.6	1	05/03/2025 17:16	WG2506137
1,1,1-Trichloroethane	U		1.08	2.93	1	05/03/2025 17:16	WG2506137
1,1,2-Trichloroethane	U		0.699	2.93	1	05/03/2025 17:16	WG2506137
Trichloroethene	U		0.684	1.17	1	05/03/2025 17:16	WG2506137
Trichlorofluoromethane	U	C3	0.968	2.93	1	05/03/2025 17:16	WG2506137
1,2,3-Trichloropropane	U	C3	1.90	14.6	1	05/03/2025 17:16	WG2506137
1,2,3-Trimethylbenzene	U		1.85	5.85	1	05/03/2025 17:16	WG2506137
Vinyl chloride	U	C3	1.36	2.93	1	05/03/2025 17:16	WG2506137
(S) Toluene-d8	117			75.0-131		05/03/2025 17:16	WG2506137
(S) 4-Bromofluorobenzene	86.4			67.0-138		05/03/2025 17:16	WG2506137
(S) 1,2-Dichloroethane-d4	91.1			70.0-130		05/03/2025 17:16	WG2506137

1 Cp

2 Tc

3 Ss

4 Cn

5 Sr

6 Qc

7 Gl

8 Al

9 Sc

Semi Volatile Organic Compounds (GC/MS) by Method 8270E

Analyte	Result (dry) ug/kg	Qualifier	MDL (dry) ug/kg	RDL (dry) ug/kg	Dilution	Analysis date / time	Batch
Acenaphthylene	U		10.2	72.3	2	05/04/2025 01:59	WG2506276
Benzidine	U	C7 J3	136	3630	2	05/04/2025 01:59	WG2506276
Benzo(g,h,i)perylene	U		13.2	72.3	2	05/04/2025 01:59	WG2506276
Bis(2-chloroethoxy)methane	U	C3	21.7	723	2	05/04/2025 01:59	WG2506276
Bis(2-chloroethyl)ether	U		23.9	723	2	05/04/2025 01:59	WG2506276
2,2-Oxybis(1-Chloropropane)	U		31.3	723	2	05/04/2025 01:59	WG2506276
4-Bromophenyl-phenylether	U		25.4	723	2	05/04/2025 01:59	WG2506276
2-Chloronaphthalene	U		12.7	72.3	2	05/04/2025 01:59	WG2506276
4-Chlorophenyl-phenylether	U		25.2	723	2	05/04/2025 01:59	WG2506276
1,2-Dichlorobenzene	U		21.4	723	2	05/04/2025 01:59	WG2506276
1,3-Dichlorobenzene	U		21.9	723	2	05/04/2025 01:59	WG2506276
1,4-Dichlorobenzene	U		21.5	723	2	05/04/2025 01:59	WG2506276
3,3-Dichlorobenzidine	U		26.7	723	2	05/04/2025 01:59	WG2506276
2,4-Dinitrotoluene	U		20.7	723	2	05/04/2025 01:59	WG2506276
2,6-Dinitrotoluene	U		23.7	723	2	05/04/2025 01:59	WG2506276
Hexachlorobenzene	U		25.6	723	2	05/04/2025 01:59	WG2506276
Hexachloro-1,3-butadiene	U		24.3	723	2	05/04/2025 01:59	WG2506276
Hexachlorocyclopentadiene	U	C3	38.0	723	2	05/04/2025 01:59	WG2506276
Hexachloroethane	U		28.4	723	2	05/04/2025 01:59	WG2506276
Isophorone	U		22.1	723	2	05/04/2025 01:59	WG2506276
Nitrobenzene	U	C3	25.2	723	2	05/04/2025 01:59	WG2506276
n-Nitrosodimethylamine	U		107	723	2	05/04/2025 01:59	WG2506276
n-Nitrosodiphenylamine	U		54.7	723	2	05/04/2025 01:59	WG2506276
n-Nitrosodi-n-propylamine	U	C3	24.1	723	2	05/04/2025 01:59	WG2506276
Phenanthrene	U		14.3	72.3	2	05/04/2025 01:59	WG2506276
Benzylbutyl phthalate	U		22.6	723	2	05/04/2025 01:59	WG2506276
Bis(2-ethylhexyl)phthalate	U		91.6	723	2	05/04/2025 01:59	WG2506276
Di-n-butyl phthalate	U		24.7	723	2	05/04/2025 01:59	WG2506276
Diethyl phthalate	U		23.9	723	2	05/04/2025 01:59	WG2506276
Dimethyl phthalate	U		153	723	2	05/04/2025 01:59	WG2506276
Di-n-octyl phthalate	U		48.8	723	2	05/04/2025 01:59	WG2506276
1,2,4-Trichlorobenzene	U		22.6	723	2	05/04/2025 01:59	WG2506276
4-Chloro-3-methylphenol	U		23.4	723	2	05/04/2025 01:59	WG2506276
2-Chlorophenol	U		23.9	723	2	05/04/2025 01:59	WG2506276
2,4-Dichlorophenol	U		21.1	723	2	05/04/2025 01:59	WG2506276
2,4-Dimethylphenol	U	C3	18.9	723	2	05/04/2025 01:59	WG2506276
4,6-Dinitro-2-methylphenol	U		164	723	2	05/04/2025 01:59	WG2506276
2,4-Dinitrophenol	U		169	723	2	05/04/2025 01:59	WG2506276
2-Nitrophenol	U		25.8	723	2	05/04/2025 01:59	WG2506276
4-Nitrophenol	U		22.6	723	2	05/04/2025 01:59	WG2506276
Pentachlorophenol	U		19.4	723	2	05/04/2025 01:59	WG2506276
Phenol	U		29.1	723	2	05/04/2025 01:59	WG2506276
2,4,6-Trichlorophenol	U		23.2	723	2	05/04/2025 01:59	WG2506276
(S) 2-Fluorophenol	62.5			12.0-120		05/04/2025 01:59	WG2506276
(S) Phenol-d5	52.5			10.0-120		05/04/2025 01:59	WG2506276
(S) Nitrobenzene-d5	42.0			10.0-122		05/04/2025 01:59	WG2506276
(S) 2-Fluorobiphenyl	51.1			15.0-120		05/04/2025 01:59	WG2506276
(S) 2,4,6-Tribromophenol	60.4			10.0-127		05/04/2025 01:59	WG2506276
(S) p-Terphenyl-d14	56.2			10.0-120		05/04/2025 01:59	WG2506276

1 Cp

2 Tc

3 Ss

4 Cn

5 Sr

6 Qc

7 Gl

8 Al

9 Sc

Sample Narrative:

L1854739-01 WG2506276: Dilution due to matrix impact during extract concentration procedure.

Method Blank (MB)

(MB) R4209454-1 05/03/25 19:18

Analyte	MB Result	MB Qualifier	MB MDL	MB RDL
	%		%	%
Total Solids	0.000			

¹Cp

²Tc

³Ss

L1854743-01 Original Sample (OS) • Duplicate (DUP)

(OS) L1854743-01 05/03/25 19:18 • (DUP) R4209454-3 05/03/25 19:18

Analyte	Original Result	DUP Result	Dilution	DUP RPD	DUP Qualifier	DUP RPD Limits
	%	%		%		%
Total Solids	90.0	90.3	1	0.369		10

⁴Cn

⁵Sr

Laboratory Control Sample (LCS)

(LCS) R4209454-2 05/03/25 19:18

Analyte	Spike Amount	LCS Result	LCS Rec.	Rec. Limits	LCS Qualifier
	%	%	%	%	
Total Solids	50.0	50.0	100	90.0-110	

⁶Qc

⁷Gl

⁸Al

⁹Sc

Method Blank (MB)

(MB) R4209598-1 05/04/25 22:15

Analyte	MB Result	MB Qualifier	MB MDL	MB RDL
Ammonia Nitrogen	U		7190	10000

¹Cp

²Tc

³Ss

⁴Cn

⁵Sr

⁶Qc

⁷Gl

⁸Al

⁹Sc

L1854739-01 Original Sample (OS) • Duplicate (DUP)

(OS) L1854739-01 05/04/25 22:19 • (DUP) R4209598-3 05/04/25 22:21

Analyte	Original Result (dry)	DUP Result (dry)	Dilution	DUP RPD	DUP Qualifier	DUP RPD Limits
Ammonia Nitrogen	U	U	1	0.000		20

L1854741-02 Original Sample (OS) • Duplicate (DUP)

(OS) L1854741-02 05/04/25 22:24 • (DUP) R4209598-4 05/04/25 22:25

Analyte	Original Result (dry)	DUP Result (dry)	Dilution	DUP RPD	DUP Qualifier	DUP RPD Limits
Ammonia Nitrogen	U	U	1	0.000		20

Laboratory Control Sample (LCS)

(LCS) R4209598-2 05/04/25 22:16

Analyte	Spike Amount	LCS Result	LCS Rec.	Rec. Limits	LCS Qualifier
Ammonia Nitrogen	250000	269000	108	90.0-110	

L1854743-01 Original Sample (OS) • Matrix Spike (MS) • Matrix Spike Duplicate (MSD)

(OS) L1854743-01 05/04/25 22:28 • (MS) R4209598-5 05/04/25 22:34 • (MSD) R4209598-6 05/04/25 22:36

Analyte	Spike Amount (dry)	Original Result (dry)	MS Result (dry)	MSD Result (dry)	MS Rec.	MSD Rec.	Dilution	Rec. Limits	MS Qualifier	MSD Qualifier	RPD	RPD Limits
Ammonia Nitrogen	278000	U	279000	280000	101	101	1	90.0-110			0.163	20

Method Blank (MB)

(MB) R4209572-1 05/04/25 20:04

Analyte	MB Result	MB Qualifier	MB MDL	MB RDL
Kjeldahl Nitrogen, TKN	U		15200	20000

¹Cp

²Tc

³Ss

⁴Cn

⁵Sr

⁶Qc

⁷Gl

⁸Al

⁹Sc

L1854741-01 Original Sample (OS) • Duplicate (DUP)

(OS) L1854741-01 05/04/25 20:09 • (DUP) R4209572-4 05/04/25 20:10

Analyte	Original Result (dry)	DUP Result (dry)	Dilution	DUP RPD	DUP Qualifier	DUP RPD Limits
Kjeldahl Nitrogen, TKN	2220000	1980000	10	11.3		20

L1854741-02 Original Sample (OS) • Duplicate (DUP)

(OS) L1854741-02 05/04/25 20:12 • (DUP) R4209572-5 05/04/25 20:13

Analyte	Original Result (dry)	DUP Result (dry)	Dilution	DUP RPD	DUP Qualifier	DUP RPD Limits
Kjeldahl Nitrogen, TKN	2420000	2760000	10	13.1		20

Laboratory Control Sample (LCS)

(LCS) R4209572-2 05/04/25 20:05

Analyte	Spike Amount	LCS Result	LCS Rec.	Rec. Limits	LCS Qualifier
Kjeldahl Nitrogen, TKN	480000	500000	104	81.7-124	

L1854739-01 Original Sample (OS) • Matrix Spike (MS)

(OS) L1854739-01 05/04/25 20:06 • (MS) R4209572-3 05/04/25 20:08

Analyte	Spike Amount (dry)	Original Result (dry)	MS Result (dry)	MS Rec.	Dilution	Rec. Limits	MS Qualifier
Kjeldahl Nitrogen, TKN	434000	451000	787000	77.5	10	81.7-124	<u>J6</u>

L1854743-01 Original Sample (OS) • Matrix Spike (MS) • Matrix Spike Duplicate (MSD)

(OS) L1854743-01 05/04/25 20:15 • (MS) R4209572-6 05/04/25 20:19 • (MSD) R4209572-7 05/04/25 20:20

Analyte	Spike Amount (dry) ug/kg	Original Result (dry) ug/kg	MS Result (dry) ug/kg	MSD Result (dry) ug/kg	MS Rec. %	MSD Rec. %	Dilution	Rec. Limits %	MS Qualifier	MSD Qualifier	RPD %	RPD Limits %
Kjeldahl Nitrogen, TKN	445000	856000	1020000	976000	36.0	27.2	10	81.7-124	<u>J6</u>	<u>J6</u>	3.94	20

- 1 Cp
- 2 Tc
- 3 Ss
- 4 Cn
- 5 Sr
- 6 Qc
- 7 Gl
- 8 Al
- 9 Sc

Method Blank (MB)

(MB) R4209563-1 05/03/25 20:33

Analyte	MB Result	MB Qualifier	MB MDL	MB RDL
Nitrate-Nitrite	812	↓	606	20000

1 Cp

2 Tc

3 Ss

Laboratory Control Sample (LCS)

(LCS) R4209563-2 05/03/25 20:46

Analyte	Spike Amount	LCS Result	LCS Rec.	Rec. Limits	LCS Qualifier
Nitrate-Nitrite	40000	38500	96.2	80.0-120	

4 Cn

5 Sr

6 Qc

L1854741-01 Original Sample (OS) • Matrix Spike (MS) • Matrix Spike Duplicate (MSD)

(OS) L1854741-01 05/03/25 21:12 • (MS) R4209563-3 05/03/25 21:25 • (MSD) R4209563-4 05/03/25 21:38

Analyte	Spike Amount (dry)	Original Result (dry)	MS Result (dry)	MSD Result (dry)	MS Rec.	MSD Rec.	Dilution	Rec. Limits	MS Qualifier	MSD Qualifier	RPD	RPD Limits
Nitrate-Nitrite	44500	1150	41800	42100	91.4	92.0	1	80.0-120			0.666	15

7 Gl

8 Al

9 Sc

Method Blank (MB)

(MB) R4209482-1 05/04/25 12:54

Analyte	MB Result	<u>MB Qualifier</u>	MB MDL	MB RDL
	ug/kg		ug/kg	ug/kg
TOC By Walkley Black	U		25500	100000

¹Cp

²Tc

³Ss

⁴Cn

⁵Sr

⁶Qc

⁷Gl

⁸Al

⁹Sc

L1854739-01 Original Sample (OS) • Duplicate (DUP)

(OS) L1854739-01 05/04/25 12:55 • (DUP) R4209482-3 05/04/25 12:55

Analyte	Original Result	DUP Result	Dilution	DUP RPD	<u>DUP Qualifier</u>	DUP RPD Limits
	ug/kg	ug/kg		%		%
TOC By Walkley Black	4550000	4370000	2	3.92		20

L1854764-03 Original Sample (OS) • Duplicate (DUP)

(OS) L1854764-03 05/04/25 13:02 • (DUP) R4209482-6 05/04/25 13:02

Analyte	Original Result	DUP Result	Dilution	DUP RPD	<u>DUP Qualifier</u>	DUP RPD Limits
	ug/kg	ug/kg		%		%
TOC By Walkley Black	16800000	18800000	5	11.0		20

Laboratory Control Sample (LCS)

(LCS) R4209482-2 05/04/25 12:54

Analyte	Spike Amount	LCS Result	LCS Rec.	Rec. Limits	<u>LCS Qualifier</u>
	ug/kg	ug/kg	%	%	
TOC By Walkley Black	3230000	4250000	132	75.0-144	

L1854764-02 Original Sample (OS) • Matrix Spike (MS) • Matrix Spike Duplicate (MSD)

(OS) L1854764-02 05/04/25 13:00 • (MS) R4209482-4 05/04/25 13:00 • (MSD) R4209482-5 05/04/25 13:01

Analyte	Spike Amount	Original Result	MS Result	MSD Result	MS Rec.	MSD Rec.	Dilution	Rec. Limits	<u>MS Qualifier</u>	<u>MSD Qualifier</u>	RPD	RPD Limits
	ug/kg	ug/kg	ug/kg	ug/kg	%	%		%			%	%
TOC By Walkley Black	20000000	15800000	35200000	36700000	97.1	104	5	80.0-120			3.96	20

Method Blank (MB)

(MB) R4209518-1 05/04/25 14:44

Analyte	MB Result ug/kg	MB Qualifier	MB MDL ug/kg	MB RDL ug/kg
Aluminum	U		6080	20000
Antimony	U		691	2000
Beryllium	U		47.7	200
Calcium	U		19000	100000
Cobalt	U		177	1000
Iron	U		2240	10000
Magnesium	U		19900	100000
Manganese	U		173	1000
Potassium	U		20900	100000
Sodium	U		41200	100000
Thallium	U		518	2000
Vanadium	U		383	2000

1 Cp

2 Tc

3 Ss

4 Cn

5 Sr

6 Qc

7 Gl

8 Al

9 Sc

Laboratory Control Sample (LCS)

(LCS) R4209518-2 05/04/25 14:45

Analyte	Spike Amount ug/kg	LCS Result ug/kg	LCS Rec. %	Rec. Limits %	LCS Qualifier
Aluminum	1000000	922000	92.2	80.0-120	
Antimony	100000	93200	93.2	80.0-120	
Beryllium	100000	97400	97.4	80.0-120	
Calcium	1000000	955000	95.5	80.0-120	
Cobalt	100000	91400	91.4	80.0-120	
Iron	1000000	941000	94.1	80.0-120	
Magnesium	1000000	924000	92.4	80.0-120	
Manganese	100000	99800	99.8	80.0-120	
Potassium	1000000	972000	97.2	80.0-120	
Sodium	1000000	990000	99.0	80.0-120	
Thallium	100000	95600	95.6	80.0-120	
Vanadium	100000	93800	93.8	80.0-120	

L1854744-01 Original Sample (OS) • Matrix Spike (MS) • Matrix Spike Duplicate (MSD)

(OS) L1854744-01 05/04/25 14:47 • (MS) R4209518-5 05/04/25 14:52 • (MSD) R4209518-6 05/04/25 14:54

Analyte	Spike Amount (dry) ug/kg	Original Result (dry) ug/kg	MS Result (dry) ug/kg	MSD Result (dry) ug/kg	MS Rec. %	MSD Rec. %	Dilution	Rec. Limits %	MS Qualifier	MSD Qualifier	RPD %	RPD Limits %
Aluminum	1240000	2380000	3830000	3820000	117	116	1	75.0-125			0.208	20
Antimony	124000	U	95800	96100	77.2	77.5	1	75.0-125			0.304	20

L1854744-01 Original Sample (OS) • Matrix Spike (MS) • Matrix Spike Duplicate (MSD)

(OS) L1854744-01 05/04/25 14:47 • (MS) R4209518-5 05/04/25 14:52 • (MSD) R4209518-6 05/04/25 14:54

Analyte	Spike Amount (dry) ug/kg	Original Result (dry) ug/kg	MS Result (dry) ug/kg	MSD Result (dry) ug/kg	MS Rec. %	MSD Rec. %	Dilution	Rec. Limits %	MS Qualifier	MSD Qualifier	RPD %	RPD Limits %
Beryllium	124000	312	113000	113000	90.5	90.5	1	75.0-125			0.0295	20
Calcium	1240000	4830000	6620000	6450000	144	131	1	75.0-125	J5	J5	2.57	20
Cobalt	124000	2410	110000	111000	86.9	87.2	1	75.0-125			0.374	20
Iron	1240000	3040000	4560000	4170000	123	91.3	1	75.0-125			8.97	20
Magnesium	1240000	1330000	2480000	2510000	92.7	95.6	1	75.0-125			1.41	20
Manganese	124000	146000	238000	249000	74.3	83.1	1	75.0-125	J6		4.46	20
Potassium	1240000	718000	1840000	1810000	90.7	88.0	1	75.0-125			1.84	20
Sodium	1240000	U	1250000	1200000	101	96.6	1	75.0-125			4.12	20
Thallium	124000	U	110000	112000	88.9	90.2	1	75.0-125			1.41	20
Vanadium	124000	8400	115000	116000	85.8	86.5	1	75.0-125			0.675	20

1 Cp

2 Tc

3 Ss

4 Cn

5 Sr

6 Qc

7 Gl

8 Al

9 Sc

Method Blank (MB)

(MB) R4209442-2 05/03/25 14:00

Analyte	MB Result ug/kg	MB Qualifier	MB MDL ug/kg	MB RDL ug/kg
Acetone	U		36.5	50.0
Acrylonitrile	U		3.61	12.5
Bromobenzene	U		0.900	12.5
Bromodichloromethane	U		0.725	2.50
Bromoform	U		1.17	25.0
Bromomethane	U		1.97	12.5
n-Butylbenzene	U		5.25	12.5
sec-Butylbenzene	U		2.88	12.5
tert-Butylbenzene	U		1.95	5.00
Carbon tetrachloride	U		0.898	5.00
Chlorobenzene	U		0.210	2.50
Chlorodibromomethane	U		0.612	2.50
Chloroethane	U		1.70	5.00
Chloroform	U		1.03	2.50
Chloromethane	U		4.35	12.5
2-Chlorotoluene	U		0.865	2.50
4-Chlorotoluene	U		0.450	5.00
1,2-Dibromo-3-Chloropropane	U		3.90	25.0
1,2-Dibromoethane	U		0.648	2.50
Dibromomethane	U		0.750	5.00
1,2-Dichlorobenzene	U		0.425	5.00
1,3-Dichlorobenzene	U		0.600	5.00
1,4-Dichlorobenzene	U		0.700	5.00
Dichlorodifluoromethane	U		1.61	5.00
1,1-Dichloroethane	U		0.491	2.50
1,2-Dichloroethane	U		0.649	2.50
1,1-Dichloroethene	U		0.606	2.50
cis-1,2-Dichloroethene	U		0.734	2.50
trans-1,2-Dichloroethene	U		1.04	5.00
1,2-Dichloropropane	U		1.42	5.00
1,1-Dichloropropene	U		0.809	2.50
1,3-Dichloropropane	U		0.501	5.00
cis-1,3-Dichloropropene	U		0.757	2.50
trans-1,3-Dichloropropene	U		1.14	5.00
2,2-Dichloropropane	U		1.38	2.50
Di-isopropyl ether	U		0.410	1.00
Hexachloro-1,3-butadiene	U		6.00	25.0
Isopropylbenzene	U		0.425	2.50
p-Isopropyltoluene	U		2.55	5.00
2-Butanone (MEK)	U		63.5	100

¹Cp

²Tc

³Ss

⁴Cn

⁵Sr

⁶Qc

⁷Gl

⁸Al

⁹Sc

Method Blank (MB)

(MB) R4209442-2 05/03/25 14:00

Analyte	MB Result	MB Qualifier	MB MDL	MB RDL
	ug/kg		ug/kg	ug/kg
Methylene Chloride	U		6.64	25.0
4-Methyl-2-pentanone (MIBK)	U		2.28	25.0
Methyl tert-butyl ether	U		0.350	1.00
n-Propylbenzene	U		0.950	5.00
Styrene	U		0.229	12.5
1,1,1,2-Tetrachloroethane	U		0.948	2.50
1,1,2,2-Tetrachloroethane	U		0.695	2.50
1,1,2-Trichlorotrifluoroethane	U		0.754	2.50
Tetrachloroethene	U		0.896	2.50
1,2,3-Trichlorobenzene	U		7.33	12.5
1,2,4-Trichlorobenzene	U		4.40	12.5
1,1,1-Trichloroethane	U		0.923	2.50
1,1,2-Trichloroethane	U		0.597	2.50
Trichloroethene	U		0.584	1.00
Trichlorofluoromethane	U		0.827	2.50
1,2,3-Trichloropropane	U		1.62	12.5
1,2,3-Trimethylbenzene	U		1.58	5.00
Vinyl chloride	U		1.16	2.50
(S) Toluene-d8	119			75.0-131
(S) 4-Bromofluorobenzene	88.5			67.0-138
(S) 1,2-Dichloroethane-d4	93.8			70.0-130

¹ Cp

² Tc

³ Ss

⁴ Cn

⁵ Sr

⁶ Qc

⁷ Gl

⁸ Al

⁹ Sc

Laboratory Control Sample (LCS) • Laboratory Control Sample Duplicate (LCSD)

(LCS) R4209442-1 05/03/25 12:23 • (LCSD) R4209442-3 05/03/25 15:53

Analyte	Spike Amount	LCS Result	LCSD Result	LCS Rec.	LCSD Rec.	Rec. Limits	LCS Qualifier	LCSD Qualifier	RPD	RPD Limits
	ug/kg	ug/kg	ug/kg	%	%	%			%	%
Acetone	625	575	664	92.0	106	10.0-160			14.4	31
Acrylonitrile	625	588	695	94.1	111	45.0-153			16.7	22
Bromobenzene	125	98.1	114	78.5	91.2	73.0-121			15.0	20
Bromodichloromethane	125	116	124	92.8	99.2	73.0-121			6.67	20
Bromoform	125	103	116	82.4	92.8	64.0-132			11.9	20
Bromomethane	125	70.6	85.8	56.5	68.6	56.0-147			19.4	20
n-Butylbenzene	125	116	124	92.8	99.2	68.0-135			6.67	20
sec-Butylbenzene	125	113	120	90.4	96.0	74.0-130			6.01	20
tert-Butylbenzene	125	107	116	85.6	92.8	75.0-127			8.07	20
Carbon tetrachloride	125	107	127	85.6	102	66.0-128			17.1	20
Chlorobenzene	125	132	142	106	114	76.0-128			7.30	20
Chlorodibromomethane	125	128	145	102	116	74.0-127			12.5	20

Laboratory Control Sample (LCS) • Laboratory Control Sample Duplicate (LCSD)

(LCS) R4209442-1 05/03/25 12:23 • (LCSD) R4209442-3 05/03/25 15:53

Analyte	Spike Amount ug/kg	LCS Result ug/kg	LCSD Result ug/kg	LCS Rec. %	LCSD Rec. %	Rec. Limits %	LCS Qualifier	LCSD Qualifier	RPD %	RPD Limits %
Chloroethane	125	71.1	86.3	56.9	69.0	61.0-134	J4		19.3	20
Chloroform	125	102	113	81.6	90.4	72.0-123			10.2	20
Chloromethane	125	104	124	83.2	99.2	51.0-138			17.5	20
2-Chlorotoluene	125	110	118	88.0	94.4	75.0-124			7.02	20
4-Chlorotoluene	125	106	116	84.8	92.8	75.0-124			9.01	20
1,2-Dibromo-3-Chloropropane	125	102	109	81.6	87.2	59.0-130			6.64	20
1,2-Dibromoethane	125	126	135	101	108	74.0-128			6.90	20
Dibromomethane	125	109	120	87.2	96.0	75.0-122			9.61	20
1,2-Dichlorobenzene	125	129	135	103	108	76.0-124			4.55	20
1,3-Dichlorobenzene	125	124	131	99.2	105	76.0-125			5.49	20
1,4-Dichlorobenzene	125	124	130	99.2	104	77.0-121			4.72	20
Dichlorodifluoromethane	125	88.9	104	71.1	83.2	43.0-156			15.7	20
1,1-Dichloroethane	125	120	133	96.0	106	70.0-127			10.3	20
1,2-Dichloroethane	125	107	124	85.6	99.2	65.0-131			14.7	20
1,1-Dichloroethene	125	100	113	80.0	90.4	65.0-131			12.2	20
cis-1,2-Dichloroethene	125	102	119	81.6	95.2	73.0-125			15.4	20
trans-1,2-Dichloroethene	125	97.4	111	77.9	88.8	71.0-125			13.1	20
1,2-Dichloropropane	125	126	142	101	114	74.0-125			11.9	20
1,1-Dichloropropene	125	108	119	86.4	95.2	73.0-125			9.69	20
1,3-Dichloropropane	125	130	140	104	112	80.0-125			7.41	20
cis-1,3-Dichloropropene	125	108	117	86.4	93.6	76.0-127			8.00	20
trans-1,3-Dichloropropene	125	126	142	101	114	73.0-127			11.9	20
2,2-Dichloropropane	125	87.0	91.4	69.6	73.1	59.0-135			4.93	20
Di-isopropyl ether	125	132	161	106	129	60.0-136			19.8	20
Hexachloro-1,3-butadiene	125	104	109	83.2	87.2	57.0-150			4.69	20
Isopropylbenzene	125	111	131	88.8	105	72.0-127			16.5	20
p-Isopropyltoluene	125	120	127	96.0	102	72.0-133			5.67	20
2-Butanone (MEK)	625	797	949	128	152	30.0-160			17.4	24
Methylene Chloride	125	89.3	101	71.4	80.8	68.0-123			12.3	20
4-Methyl-2-pentanone (MIBK)	625	882	1010	141	162	56.0-143		J4	13.5	20
Methyl tert-butyl ether	125	94.6	105	75.7	84.0	66.0-132			10.4	20
n-Propylbenzene	125	110	125	88.0	100	74.0-126			12.8	20
Styrene	125	112	123	89.6	98.4	72.0-127			9.36	20
1,1,1,2-Tetrachloroethane	125	116	127	92.8	102	74.0-129			9.05	20
1,1,2,2-Tetrachloroethane	125	104	114	83.2	91.2	68.0-128			9.17	20
1,1,2-Trichlorotrifluoroethane	125	104	124	83.2	99.2	61.0-139			17.5	20
Tetrachloroethene	125	125	138	100	110	70.0-136			9.89	20
1,2,3-Trichlorobenzene	125	123	129	98.4	103	59.0-139			4.76	20
1,2,4-Trichlorobenzene	125	109	115	87.2	92.0	62.0-137			5.36	20
1,1,1-Trichloroethane	125	109	125	87.2	100	69.0-126			13.7	20

1 Cp

2 Tc

3 Ss

4 Cn

5 Sr

6 Qc

7 Gl

8 Al

9 Sc

Laboratory Control Sample (LCS) • Laboratory Control Sample Duplicate (LCSD)

(LCS) R4209442-1 05/03/25 12:23 • (LCSD) R4209442-3 05/03/25 15:53

Analyte	Spike Amount ug/kg	LCS Result ug/kg	LCSD Result ug/kg	LCS Rec. %	LCSD Rec. %	Rec. Limits %	<u>LCS Qualifier</u>	<u>LCSD Qualifier</u>	RPD %	RPD Limits %
1,1,2-Trichloroethane	125	133	146	106	117	78.0-123			9.32	20
Trichloroethene	125	115	127	92.0	102	76.0-126			9.92	20
Trichlorofluoromethane	125	89.9	106	71.9	84.8	61.0-142			16.4	20
1,2,3-Trichloropropane	125	93.0	110	74.4	88.0	67.0-129			16.7	20
1,2,3-Trimethylbenzene	125	112	117	89.6	93.6	74.0-124			4.37	20
Vinyl chloride	125	98.2	103	78.6	82.4	63.0-134			4.77	20
(S) Toluene-d8				121	114	75.0-131				
(S) 4-Bromofluorobenzene				83.1	92.3	67.0-138				
(S) 1,2-Dichloroethane-d4				96.6	103	70.0-130				

- 1 Cp
- 2 Tc
- 3 Ss
- 4 Cn
- 5 Sr
- 6 Qc
- 7 Gl
- 8 Al
- 9 Sc

Method Blank (MB)

(MB) R4209480-2 05/04/25 01:38

Analyte	MB Result ug/kg	MB Qualifier	MB MDL ug/kg	MB RDL ug/kg
Acenaphthylene	U		4.69	33.3
Benzidine	U		62.6	1670
Benzo(g,h,i)perylene	U		6.09	33.3
Bis(2-chlorethoxy)methane	U		10.0	333
Bis(2-chloroethyl)ether	U		11.0	333
2,2-Oxybis(1-Chloropropane)	U		14.4	333
4-Bromophenyl-phenylether	U		11.7	333
2-Chloronaphthalene	U		5.85	33.3
4-Chlorophenyl-phenylether	U		11.6	333
1,2-Dichlorobenzene	U		9.87	333
1,3-Dichlorobenzene	U		10.1	333
1,4-Dichlorobenzene	U		9.91	333
3,3-Dichlorobenzidine	U		12.3	333
2,4-Dinitrotoluene	U		9.55	333
2,6-Dinitrotoluene	U		10.9	333
Hexachlorobenzene	U		11.8	333
Hexachloro-1,3-butadiene	U		11.2	333
Hexachlorocyclopentadiene	U		17.5	333
Hexachloroethane	U		13.1	333
Isophorone	U		10.2	333
Nitrobenzene	U		11.6	333
n-Nitrosodimethylamine	U		49.4	333
n-Nitrosodiphenylamine	U		25.2	333
n-Nitrosodi-n-propylamine	U		11.1	333
Phenanthrene	U		6.61	33.3
Benzylbutyl phthalate	U		10.4	333
Bis(2-ethylhexyl)phthalate	U		42.2	333
Di-n-butyl phthalate	U		11.4	333
Diethyl phthalate	U		11.0	333
Dimethyl phthalate	U		70.6	333
Di-n-octyl phthalate	U		22.5	333
1,2,4-Trichlorobenzene	U		10.4	333
4-Chloro-3-methylphenol	U		10.8	333
2-Chlorophenol	U		11.0	333
2,4-Dichlorophenol	U		9.70	333
2,4-Dimethylphenol	U		8.70	333
4,6-Dinitro-2-methylphenol	U		75.5	333
2,4-Dinitrophenol	U		77.9	333
2-Nitrophenol	U		11.9	333
4-Nitrophenol	U		10.4	333

¹Cp

²Tc

³Ss

⁴Cn

⁵Sr

⁶Qc

⁷Gl

⁸Al

⁹Sc

Method Blank (MB)

(MB) R4209480-2 05/04/25 01:38

Analyte	MB Result	MB Qualifier	MB MDL	MB RDL
	ug/kg		ug/kg	ug/kg
Pentachlorophenol	U		8.96	333
Phenol	U		13.4	333
2,4,6-Trichlorophenol	U		10.7	333
(S) 2-Fluorophenol	64.4			12.0-120
(S) Phenol-d5	53.5			10.0-120
(S) Nitrobenzene-d5	42.0			10.0-122
(S) 2-Fluorobiphenyl	56.8			15.0-120
(S) 2,4,6-Tribromophenol	58.0			10.0-127
(S) p-Terphenyl-d14	62.5			10.0-120

Laboratory Control Sample (LCS)

(LCS) R4209480-1 05/04/25 01:17

Analyte	Spike Amount	LCS Result	LCS Rec.	Rec. Limits	LCS Qualifier
	ug/kg	ug/kg	%	%	
Acenaphthylene	666	472	70.9	40.0-120	
Benidine	1330	621	46.7	10.0-120	J
Benzo(g,h,i)perylene	666	469	70.4	43.0-120	
Bis(2-chlorethoxy)methane	666	310	46.5	20.0-120	J
Bis(2-chloroethyl)ether	666	433	65.0	16.0-120	
2,2-Oxybis(1-Chloropropane)	666	467	70.1	23.0-120	
4-Bromophenyl-phenylether	666	488	73.3	40.0-120	
2-Chloronaphthalene	666	434	65.2	35.0-120	
4-Chlorophenyl-phenylether	666	515	77.3	40.0-120	
1,2-Dichlorobenzene	666	408	61.3	32.0-120	
1,3-Dichlorobenzene	666	405	60.8	30.0-120	
1,4-Dichlorobenzene	666	426	64.0	31.0-120	
3,3-Dichlorobenzidine	1330	1080	81.2	28.0-120	
2,4-Dinitrotoluene	666	522	78.4	45.0-120	
2,6-Dinitrotoluene	666	518	77.8	42.0-120	
Hexachlorobenzene	666	445	66.8	39.0-120	
Hexachloro-1,3-butadiene	666	380	57.1	15.0-120	
Hexachlorocyclopentadiene	666	208	31.2	15.0-120	J
Hexachloroethane	666	383	57.5	17.0-120	
Isophorone	666	333	50.0	23.0-120	J
Nitrobenzene	666	310	46.5	17.0-120	J
n-Nitrosodimethylamine	666	492	73.9	10.0-125	
n-Nitrosodiphenylamine	666	459	68.9	40.0-120	
n-Nitrosodi-n-propylamine	666	360	54.1	26.0-120	

1 Cp

2 Tc

3 Ss

4 Cn

5 Sr

6 Qc

7 Gl

8 Al

9 Sc

Laboratory Control Sample (LCS)

(LCS) R4209480-1 05/04/25 01:17

Analyte	Spike Amount ug/kg	LCS Result ug/kg	LCS Rec. %	Rec. Limits %	<u>LCS Qualifier</u>
Phenanthrene	666	452	67.9	42.0-120	
Benzylbutyl phthalate	666	544	81.7	40.0-120	
Bis(2-ethylhexyl)phthalate	666	503	75.5	41.0-120	
Di-n-butyl phthalate	666	469	70.4	43.0-120	
Diethyl phthalate	666	519	77.9	43.0-120	
Dimethyl phthalate	666	510	76.6	43.0-120	
Di-n-octyl phthalate	666	568	85.3	40.0-120	
1,2,4-Trichlorobenzene	666	394	59.2	17.0-120	
4-Chloro-3-methylphenol	666	407	61.1	28.0-120	
2-Chlorophenol	666	438	65.8	28.0-120	
2,4-Dichlorophenol	666	409	61.4	25.0-120	
2,4-Dimethylphenol	666	356	53.5	15.0-120	
4,6-Dinitro-2-methylphenol	666	641	96.2	16.0-120	
2,4-Dinitrophenol	666	590	88.6	10.0-120	
2-Nitrophenol	666	446	67.0	20.0-120	
4-Nitrophenol	666	487	73.1	27.0-120	
Pentachlorophenol	666	341	51.2	29.0-120	
Phenol	666	392	58.9	28.0-120	
2,4,6-Trichlorophenol	666	478	71.8	37.0-120	
(S) 2-Fluorophenol			83.2	12.0-120	
(S) Phenol-d5			67.9	10.0-120	
(S) Nitrobenzene-d5			44.4	10.0-122	
(S) 2-Fluorobiphenyl			68.8	15.0-120	
(S) 2,4,6-Tribromophenol			77.3	10.0-127	
(S) p-Terphenyl-d14			71.8	10.0-120	

¹ Cp

² Tc

³ Ss

⁴ Cn

⁵ Sr

⁶ Qc

⁷ Gl

⁸ Al

⁹ Sc

L1854739-01 Original Sample (OS) • Matrix Spike (MS) • Matrix Spike Duplicate (MSD)

(OS) L1854739-01 05/04/25 01:59 • (MS) R4209480-3 05/04/25 02:20 • (MSD) R4209480-4 05/04/25 02:42

Analyte	Spike Amount (dry) ug/kg	Original Result (dry) ug/kg	MS Result (dry) ug/kg	MSD Result (dry) ug/kg	MS Rec. %	MSD Rec. %	Dilution	Rec. Limits %	<u>MS Qualifier</u>	<u>MSD Qualifier</u>	RPD %	RPD Limits %
Acenaphthylene	721	U	465	440	64.5	61.0	2	25.0-120			5.52	32
Benzidine	1440	U	183	353	12.7	24.4	2	10.0-120	↓	J J3	63.2	40
Benzo(g,h,i)perylene	721	U	466	448	64.6	62.2	2	10.0-120			3.80	33
Bis(2-chlorethoxy)methane	721	U	339	335	47.0	46.5	2	10.0-120	↓	↓	0.966	34
Bis(2-chloroethyl)ether	721	U	377	363	52.3	50.3	2	10.0-120	↓	↓	3.82	40
2,2-Oxybis(1-Chloropropane)	721	U	494	437	68.5	60.7	2	10.0-120	↓	↓	12.1	40
4-Bromophenyl-phenylether	721	U	494	486	68.5	67.5	2	27.0-120	↓	↓	1.55	30
2-Chloronaphthalene	721	U	446	418	61.9	58.0	2	20.0-120			6.53	32

L1854739-01 Original Sample (OS) • Matrix Spike (MS) • Matrix Spike Duplicate (MSD)

(OS) L1854739-01 05/04/25 01:59 • (MS) R4209480-3 05/04/25 02:20 • (MSD) R4209480-4 05/04/25 02:42

Analyte	Spike Amount (dry) ug/kg	Original Result (dry) ug/kg	MS Result (dry) ug/kg	MSD Result (dry) ug/kg	MS Rec. %	MSD Rec. %	Dilution	Rec. Limits %	MS Qualifier	MSD Qualifier	RPD %	RPD Limits %
4-Chlorophenyl-phenylether	721	U	509	503	70.6	69.7	2	24.0-120	↓	↓	1.29	29
1,2-Dichlorobenzene	721	U	410	384	56.9	53.3	2	10.0-120	↓	↓	6.56	38
1,3-Dichlorobenzene	721	U	404	394	56.0	54.7	2	10.0-120	↓	↓	2.45	40
1,4-Dichlorobenzene	721	U	429	407	59.5	56.5	2	10.0-120	↓	↓	5.19	39
3,3-Dichlorobenzidine	1440	U	1010	1070	69.8	74.1	2	10.0-120	↓	↓	6.06	34
2,4-Dinitrotoluene	721	U	521	521	72.3	72.3	2	30.0-120	↓	↓	0.000	31
2,6-Dinitrotoluene	721	U	506	483	70.2	67.0	2	25.0-120	↓	↓	4.61	31
Hexachlorobenzene	721	U	449	410	62.3	56.9	2	27.0-120	↓	↓	9.09	28
Hexachloro-1,3-butadiene	721	U	420	409	58.3	56.8	2	10.0-120	↓	↓	2.62	38
Hexachlorocyclopentadiene	721	U	114	88.1	15.8	12.2	2	10.0-120	↓	↓	25.6	40
Hexachloroethane	721	U	391	357	54.2	49.5	2	10.0-120	↓	↓	9.00	40
Isophorone	721	U	355	334	49.2	46.4	2	13.0-120	↓	↓	5.98	34
Nitrobenzene	721	U	332	321	46.1	44.6	2	10.0-120	↓	↓	3.32	36
n-Nitrosodimethylamine	721	U	386	424	53.6	58.9	2	10.0-127	↓	↓	9.37	40
n-Nitrosodiphenylamine	721	U	463	446	64.3	61.9	2	17.0-120	↓	↓	3.82	29
n-Nitrosodi-n-propylamine	721	U	369	336	51.2	46.7	2	10.0-120	↓	↓	9.23	37
Phenanthrene	721	U	465	447	64.5	62.0	2	17.0-120	↓	↓	3.81	31
Benzylbutyl phthalate	721	U	576	561	80.0	77.9	2	23.0-120	↓	↓	2.67	30
Bis(2-ethylhexyl)phthalate	721	U	536	532	74.4	73.8	2	17.0-126	↓	↓	0.813	30
Di-n-butyl phthalate	721	U	492	469	68.2	65.1	2	30.0-120	↓	↓	4.75	29
Diethyl phthalate	721	U	512	485	71.1	67.3	2	26.0-120	↓	↓	5.44	28
Dimethyl phthalate	721	U	496	482	68.8	66.9	2	25.0-120	↓	↓	2.89	29
Di-n-octyl phthalate	721	U	704	678	97.7	94.1	2	21.0-123	↓	↓	3.77	29
1,2,4-Trichlorobenzene	721	U	434	424	60.2	58.9	2	12.0-120	↓	↓	2.28	37
4-Chloro-3-methylphenol	721	U	430	417	59.6	57.8	2	15.0-120	↓	↓	3.08	30
2-Chlorophenol	721	U	442	421	61.3	58.4	2	15.0-120	↓	↓	4.78	37
2,4-Dichlorophenol	721	U	460	436	63.9	60.5	2	20.0-120	↓	↓	5.33	31
2,4-Dimethylphenol	721	U	381	360	52.9	50.0	2	10.0-120	↓	↓	5.56	33
4,6-Dinitro-2-methylphenol	721	U	613	639	85.1	88.7	2	10.0-120	↓	↓	4.16	39
2,4-Dinitrophenol	721	U	573	574	79.5	79.7	2	10.0-121	↓	↓	0.189	40
2-Nitrophenol	721	U	478	475	66.3	66.0	2	12.0-120	↓	↓	0.456	39
4-Nitrophenol	721	U	481	466	66.7	64.6	2	10.0-137	↓	↓	3.21	32
Pentachlorophenol	721	U	434	422	60.2	58.6	2	10.0-160	↓	↓	2.79	31
Phenol	721	U	381	371	52.9	51.5	2	12.0-120	↓	↓	2.60	38
2,4,6-Trichlorophenol	721	U	491	481	68.1	66.7	2	19.0-120	↓	↓	2.01	32
(S) 2-Fluorophenol					69.7	67.0		12.0-120				
(S) Phenol-d5					58.7	56.0		10.0-120				
(S) Nitrobenzene-d5					44.9	40.7		10.0-122				
(S) 2-Fluorobiphenyl					59.3	57.2		15.0-120				

1 Cp

2 Tc

3 Ss

4 Cn

5 Sr

6 Qc

7 Gl

8 Al

9 Sc

L1854739-01 Original Sample (OS) • Matrix Spike (MS) • Matrix Spike Duplicate (MSD)

(OS) L1854739-01 05/04/25 01:59 • (MS) R4209480-3 05/04/25 02:20 • (MSD) R4209480-4 05/04/25 02:42

Analyte	Spike Amount (dry) ug/kg	Original Result (dry) ug/kg	MS Result (dry) ug/kg	MSD Result (dry) ug/kg	MS Rec. %	MSD Rec. %	Dilution	Rec. Limits %	MS Qualifier	MSD Qualifier	RPD %	RPD Limits %
(S) 2,4,6-Tribromophenol					70.1	61.1		10.0-127				
(S) p-Terphenyl-d14					64.2	61.7		10.0-120				

Sample Narrative:

OS: Dilution due to matrix impact during extract concentration procedure.

- 1 Cp
- 2 Tc
- 3 Ss
- 4 Cn
- 5 Sr
- 6 Qc
- 7 Gl
- 8 Al
- 9 Sc

GLOSSARY OF TERMS

Guide to Reading and Understanding Your Laboratory Report

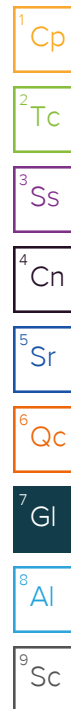
The information below is designed to better explain the various terms used in your report of analytical results from the Laboratory. This is not intended as a comprehensive explanation, and if you have additional questions please contact your project representative.

Results Disclaimer - Information that may be provided by the customer, and contained within this report, include Permit Limits, Project Name, Sample ID, Sample Matrix, Sample Preservation, Field Blanks, Field Spikes, Field Duplicates, On-Site Data, Sampling Collection Dates/Times, and Sampling Location. Results relate to the accuracy of this information provided, and as the samples are received.

Abbreviations and Definitions

(dry)	Results are reported based on the dry weight of the sample. [this will only be present on a dry report basis for soils].
MDL	Method Detection Limit.
MDL (dry)	Method Detection Limit.
RDL	Reported Detection Limit.
RDL (dry)	Reported Detection Limit.
Rec.	Recovery.
RPD	Relative Percent Difference.
SDG	Sample Delivery Group.
(S)	Surrogate (Surrogate Standard) - Analytes added to every blank, sample, Laboratory Control Sample/Duplicate and Matrix Spike/Duplicate; used to evaluate analytical efficiency by measuring recovery. Surrogates are not expected to be detected in all environmental media.
U	Not detected at the Reporting Limit (or MDL where applicable).
Analyte	The name of the particular compound or analysis performed. Some Analyses and Methods will have multiple analytes reported.
Dilution	If the sample matrix contains an interfering material, the sample preparation volume or weight values differ from the standard, or if concentrations of analytes in the sample are higher than the highest limit of concentration that the laboratory can accurately report, the sample may be diluted for analysis. If a value different than 1 is used in this field, the result reported has already been corrected for this factor.
Limits	These are the target % recovery ranges or % difference value that the laboratory has historically determined as normal for the method and analyte being reported. Successful QC Sample analysis will target all analytes recovered or duplicated within these ranges.
Original Sample	The non-spiked sample in the prep batch used to determine the Relative Percent Difference (RPD) from a quality control sample. The Original Sample may not be included within the reported SDG.
Qualifier	This column provides a letter and/or number designation that corresponds to additional information concerning the result reported. If a Qualifier is present, a definition per Qualifier is provided within the Glossary and Definitions page and potentially a discussion of possible implications of the Qualifier in the Case Narrative if applicable.
Result	The actual analytical final result (corrected for any sample specific characteristics) reported for your sample. If there was no measurable result returned for a specific analyte, the result in this column may state "ND" (Not Detected) or "BDL" (Below Detectable Levels). The information in the results column should always be accompanied by either an MDL (Method Detection Limit) or RDL (Reporting Detection Limit) that defines the lowest value that the laboratory could detect or report for this analyte.
Uncertainty (Radiochemistry)	Confidence level of 2 sigma.
Case Narrative (Cn)	A brief discussion about the included sample results, including a discussion of any non-conformances to protocol observed either at sample receipt by the laboratory from the field or during the analytical process. If present, there will be a section in the Case Narrative to discuss the meaning of any data qualifiers used in the report.
Quality Control Summary (Qc)	This section of the report includes the results of the laboratory quality control analyses required by procedure or analytical methods to assist in evaluating the validity of the results reported for your samples. These analyses are not being performed on your samples typically, but on laboratory generated material.
Sample Chain of Custody (Sc)	This is the document created in the field when your samples were initially collected. This is used to verify the time and date of collection, the person collecting the samples, and the analyses that the laboratory is requested to perform. This chain of custody also documents all persons (excluding commercial shippers) that have had control or possession of the samples from the time of collection until delivery to the laboratory for analysis.
Sample Results (Sr)	This section of your report will provide the results of all testing performed on your samples. These results are provided by sample ID and are separated by the analyses performed on each sample. The header line of each analysis section for each sample will provide the name and method number for the analysis reported.
Sample Summary (Ss)	This section of the Analytical Report defines the specific analyses performed for each sample ID, including the dates and times of preparation and/or analysis.

Qualifier	Description
B	The same analyte is found in the associated blank.
C3	The reported concentration is an estimate. The continuing calibration standard associated with this data responded low. Method sensitivity check is acceptable.
C7	The initial calibration verification standard (SSCV) associated with this data responded high.
J	The identification of the analyte is acceptable; the reported value is an estimate.
J3	The associated batch QC was outside the established quality control range for precision.
J4	The associated batch QC was outside the established quality control range for accuracy.
J5	The sample matrix interfered with the ability to make any accurate determination; spike value is high.
J6	The sample matrix interfered with the ability to make any accurate determination; spike value is low.



ACCREDITATIONS & LOCATIONS

Pace Analytical National 12065 Lebanon Rd Mount Juliet, TN 37122

Alabama	40660	Nebraska	NE-OS-15-05
Alaska	17-026	Nevada	TN000032021-1
Arizona	AZ0612	New Hampshire	2975
Arkansas	88-0469	New Jersey–NELAP	TN002
California	2932	New Mexico ¹	TN00003
Colorado	TN00003	New York	11742
Connecticut	PH-0197	North Carolina	Env375
Florida	E87487	North Carolina ¹	DW21704
Georgia	NELAP	North Carolina ³	41
Georgia ¹	923	North Dakota	R-140
Idaho	TN00003	Ohio–VAP	CL0069
Illinois	200008	Oklahoma	9915
Indiana	C-TN-01	Oregon	TN200002
Iowa	364	Pennsylvania	68-02979
Kansas	E-10277	Rhode Island	LA000356
Kentucky ^{1,6}	KY90010	South Carolina	84004002
Kentucky ²	16	South Dakota	n/a
Louisiana	AI30792	Tennessee ^{1,4}	2006
Louisiana	LA018	Texas	T104704245-20-18
Maine	TN00003	Texas ⁵	LAB0152
Maryland	324	Utah	TN000032021-11
Massachusetts	M-TN003	Vermont	VT2006
Michigan	9958	Virginia	110033
Minnesota	047-999-395	Washington	C847
Mississippi	TN00003	West Virginia	233
Missouri	340	Wisconsin	998093910
Montana	CERT0086	Wyoming	A2LA
A2LA – ISO 17025	1461.01	AIHA-LAP,LLC EMLAP	100789
A2LA – ISO 17025 ⁵	1461.02	DOD	1461.01
Canada	1461.01	USDA	P330-15-00234
EPA–Crypto	TN00003		

¹ Drinking Water ² Underground Storage Tanks ³ Aquatic Toxicity ⁴ Chemical/Microbiological ⁵ Mold ⁶ Wastewater n/a Accreditation not applicable

* Not all certifications held by the laboratory are applicable to the results reported in the attached report.

* Accreditation is only applicable to the test methods specified on each scope of accreditation held by Pace Analytical.

¹ Cp

² Tc

³ Ss

⁴ Cn

⁵ Sr

⁶ Qc

⁷ Gl

⁸ Al

⁹ Sc

Pace® Location Requested (City/State): Pace National, 12065 Lebanon Road, Mt. Juliet, TN 37122

CHAIN-OF-CUSTODY Analytical Request Document

Chain-of-Custody is a LEGAL DOCUMENT - Complete all relevant fields

LAB USE ONLY- Affix Workorder/Log!

J148

Company Name: CTEH, LLC
 Street Address: 5120 North Shore Drive, North Little Rock, AR 72118

Contact/Report To: Lab Results, Kyle Lawrence, Tami McMullin, Andy Henault, Eric Catlin, Madelyn Klinkerman
 Phone #: _____
 E-Mail: labresults@cteh.com; kyelawrence@cteh.com; tmcnullin@cteh.com; ahenault@cteh.com
 Cc E-Mail: ecatlin@cteh.com; mklinkerman@cteh.com

Customer Project #: PROJ-054017
 Project Name: Bishop LOC
 Site Collection Info/Facility ID (as applicable): Galeton, CO

Invoice to: CTEH
 Invoice E-mail: ctehap@montrose-env.com
 Purchase Order # (if applicable): _____
 Quote #: _____



Scan QR Code for instructions

Specify Container Size **					
8oz	8oz	8oz	8oz	6	
1	1	1	1	4	
Identify Container Preservative Type**					
1	1	1	1	4	
Analysis Requested					

**Container Size: (1) 1L, (2) 500mL, (3) 250mL, (4) 125mL, (5) 100mL, (6) 40mL vial, (7) EnCore, (8) TerraCore, (9) 90mL, (10) Other

*** Preservative Types: (1) None, (2) HNO3, (3) H2SO4, (4) HCl, (5) NaOH, (6) Zn Acetate, (7) NaHSO4, (8) Sod. Thiosulfate, (9) Ascorbic Acid, (10) MeOH, (11) Other

Time Zone Collected: [] AK [] PT [] MT [] CT [] ET
 County / State origin of sample(s): CO

Data Deliverables: [] Level II [] Level III [] Level IV [] EQUIS [] Other _____

Regulatory Program (DW, RCRA, etc.) as applicable: _____ Reportable [] Yes [] No

Rush (Pre-approval required): [] Same Day [] 1 Day [] 2 Day [] 3 Day Other ASAP
 Date Results Requested: _____

DW PWSID # or WW Permit # as applicable: _____
 Field Filtered (if applicable): [] Yes [] No
 Analysis: _____

* Matrix Codes (Insert in Matrix box below): Drinking Water (DW), Ground Water (GW), Wastewater (WW), Product (P), Soil/Solid (SS), Oil (OL), Wipe (WP), Tissue (TS), Bioassay (B), Vapor (V), Surface Water (SW), Sediment (SED), Sludge (SL), Caulk (CK), Leachate (LL), Biosolid (BS), Other (OT)

Customer Sample ID	Matrix *	Comp / Grab	Composite Start		Collected or Composite End		# Cont.	Residual Chlorine		VOCs 8260D	SVOCs 8270E; Metals 6010D	Total N/TKN+N+NH3 EPA 351.2/80.56A	TOC Walkley Black	VOCs 8260D
			Date	Time	Date	Time		Result	Units					
GACO0502T129-1S001	SS	G	-	-	5/2/2025	0850	3	-	-	X	X	X	X	-
<i>MB</i>														

Proj. Mgr: 546-Jared Starkey	Preservation non-conformance identified for sample.
AcctNum / Client ID: CTEHER	
Table #: T271979	
Profile / Template: Prelog / Bottle Ord. ID:	
Sample Comment L1854739-01	

Sample Receipt Checklist

Seal Present/Intact: Y N NP

Labels Signed/Accurate: Y N NP

Labels arrive intact: Y N NP

Correct bottles used: Y N NP

Client volume sent: Y N NP

Residual Chlorine < 0.5 mR/hr: Y N NP

Condition: 2.3 + 0.4 = 2.7 NCF OK

Additional Instructions from Pace®: VOCs - full list minus BTEX, 1,2,4-TMB, 1,3,5-TMB; SVOCs - full list minus PAHs, 1-methylnaphthalene, 2-methylnaphthalene; Metals - TAL minus RCRA, Cu, Ni, Zn

Collected By: Printed Name Signature

Customer Remarks / Special Conditions: _____

Coolers: _____ Thermometer ID: _____ Correction Factor (°C): _____ Obs. Temp. (°C): _____ Corrected Temp. (°C): _____ [] On Ice

Relinquished by/Company: (Signature) <i>M. Starkey</i> / CTEH	Date/Time: 5/2/25 / 1800	Received by/Company: (Signature) <i>PACE</i>	Date/Time: 5/2/25 / 1800	Tracking Number:
Relinquished by/Company: (Signature)	Date/Time:	Received by/Company: (Signature)	Date/Time: 5/3/25 / 1400	Delivered by: [] In-Person [] Courier
Relinquished by/Company: (Signature)	Date/Time:	Received by/Company: (Signature)	Date/Time:	[] FedEx [] UPS [] Other
Relinquished by/Company: (Signature)	Date/Time:	Received by/Company: (Signature)	Date/Time:	Page: 1 of 1