

CTEH - ER

Sample Delivery Group: L1861732
Samples Received: 05/22/2025
Project Number: PROJ-054017
Description: Bishop Loss of Containment Incident

Report To: CTEH
5120 North Shore Drive
North Little Rock, AR 72118

Entire Report Reviewed By:



Jared Starkey
Project Manager

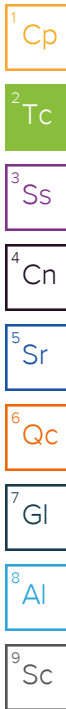
Results relate only to the items tested or calibrated and are reported as rounded values. This test report shall not be reproduced, except in full, without written approval of the laboratory. Where applicable, sampling conducted by Pace Analytical National is performed per guidance provided in laboratory standard operating procedures ENV-SOP-MTJL-0067 and ENV-SOP-MTJL-0068. Where sampling conducted by the customer, results relate to the accuracy of the information provided, and as the samples are received.

Pace Analytical National

12065 Lebanon Rd Mount Juliet, TN 37122 615-758-5858 800-767-5859 mydata.pacelabs.com

TABLE OF CONTENTS

Cp: Cover Page	1
Tc: Table of Contents	2
Ss: Sample Summary	3
Cn: Case Narrative	4
Sr: Sample Results	5
GACO0521T024S001 L1861732-01	5
Qc: Quality Control Summary	8
Total Solids by Method 2540 G-2011	8
Wet Chemistry by Method 350.1	9
Wet Chemistry by Method 4500NOrg D-2021	10
Wet Chemistry by Method 9056A	12
Wet Chemistry by Method WALKLEY-BLACK	13
Metals (ICP) by Method 6010D	14
Volatile Organic Compounds (GC/MS) by Method 8260D	16
Semi Volatile Organic Compounds (GC/MS) by Method 8270E	20
Gl: Glossary of Terms	25
Al: Accreditations & Locations	26
Sc: Sample Chain of Custody	27



SAMPLE SUMMARY

GACO0521T024S001 L1861732-01

Collected by: M. Beck
 Collected date/time: 05/21/25 11:35
 Received date/time: 05/22/25 12:20

Method	Batch	Dilution	Preparation date/time	Analysis date/time	Analyst	Location
Calculated Results	WG2521477	1	05/22/25 17:55	05/23/25 20:33	CAT	Mt. Juliet, TN
Total Solids by Method 2540 G-2011	WG2521274	1	05/22/25 16:20	05/22/25 16:46	KDW	Mt. Juliet, TN
Wet Chemistry by Method 350.1	WG2521801	1	05/23/25 13:46	05/24/25 18:08	RTW	Mt. Juliet, TN
Wet Chemistry by Method 4500NOrg D-2021	WG2521605	5	05/22/25 22:18	05/23/25 20:33	CAT	Mt. Juliet, TN
Wet Chemistry by Method 9056A	WG2521477	1.01	05/22/25 17:55	05/23/25 06:42	ZSA	Mt. Juliet, TN
Wet Chemistry by Method WALKLEY-BLACK	WG2521491	4	05/22/25 16:39	05/23/25 14:34	JAS	Mt. Juliet, TN
Metals (ICP) by Method 6010D	WG2521461	1	05/22/25 16:28	05/23/25 08:48	RLS	Mt. Juliet, TN
Volatile Organic Compounds (GC/MS) by Method 8260D	WG2521419	1	05/22/25 14:23	05/22/25 18:25	ACG	Mt. Juliet, TN
Semi Volatile Organic Compounds (GC/MS) by Method 8270E	WG2521382	1	05/22/25 16:13	05/22/25 22:32	JTO	Mt. Juliet, TN

¹ Cp

² Tc

³ Ss

⁴ Cn

⁵ Sr

⁶ Qc

⁷ Gl

⁸ Al

⁹ Sc

CASE NARRATIVE

Unless qualified or notated within the narrative below, all sample aliquots were received at the correct temperature, in the proper containers, with the appropriate preservatives, and within method specified holding times. Where applicable, all MDL (LOD) and RDL (LOQ) values reported for environmental samples have been corrected for the dilution factor used in the analysis. All Method and Batch Quality Control are within established criteria except where addressed in this case narrative, a non-conformance form or properly qualified within the sample results. By my digital signature below, I affirm to the best of my knowledge, all problems/anomalies observed by the laboratory as having the potential to affect the quality of the data have been identified by the laboratory, and no information or data have been knowingly withheld that would affect the quality of the data.



Jared Starkey
Project Manager



Wet Chemistry by Method 4500NOrg D-2021

The sample matrix interfered with the ability to make any accurate determination; spike value is high.

Batch	Lab Sample ID	Analytes
WG2521605	(MS) R4219873-11, (MSD) R4219873-13	Kjeldahl Nitrogen, TKN

The sample matrix interfered with the ability to make any accurate determination; spike value is low.

Batch	Lab Sample ID	Analytes
WG2521605	(MS) R4219873-5	Kjeldahl Nitrogen, TKN

Metals (ICP) by Method 6010D

The sample matrix interfered with the ability to make any accurate determination; spike value is low.

Batch	Lab Sample ID	Analytes
WG2521461	(MS) R4219568-5, (MSD) R4219568-6	Aluminum

The sample concentration is too high to evaluate accurate spike recoveries.

Batch	Lab Sample ID	Analytes
WG2521461	(MS) R4219568-5, (MSD) R4219568-6	Iron

Semi Volatile Organic Compounds (GC/MS) by Method 8270E

The initial calibration verification standard (SSCV) associated with this data responded high.

Batch	Lab Sample ID	Analytes
WG2521382	L1861732-01	Hexachlorocyclopentadiene

The sample matrix interfered with the ability to make any accurate determination; spike value is low.

Batch	Lab Sample ID	Analytes
WG2521382	(MS) R4219368-3, (MSD) R4219368-4	Benzidine and Hexachlorocyclopentadiene

Calculated Results

Analyte	Result (dry) ug/kg	Qualifier	RDL (dry) ug/kg	Dilution	Analysis date / time	Batch
Total Nitrogen	1170000		21700	1	05/23/2025 20:33	WG2521477

Total Solids by Method 2540 G-2011

Analyte	Result %	Qualifier	RDL (dry)	Dilution	Analysis date / time	Batch
Total Solids	92.9			1	05/22/2025 16:46	WG2521274

Wet Chemistry by Method 350.1

Analyte	Result (dry) ug/kg	Qualifier	RDL (dry) ug/kg	Dilution	Analysis date / time	Batch
Ammonia Nitrogen	ND		10800	1	05/24/2025 18:08	WG2521801

Wet Chemistry by Method 4500NOrg D-2021

Analyte	Result (dry) ug/kg	Qualifier	RDL (dry) ug/kg	Dilution	Analysis date / time	Batch
Kjeldahl Nitrogen, TKN	1160000		108000	5	05/23/2025 20:33	WG2521605

Wet Chemistry by Method 9056A

Analyte	Result (dry) ug/kg	Qualifier	RDL (dry) ug/kg	Dilution	Analysis date / time	Batch
Nitrate-Nitrite	ND		21700	1.01	05/23/2025 06:42	WG2521477

Wet Chemistry by Method WALKLEY-BLACK

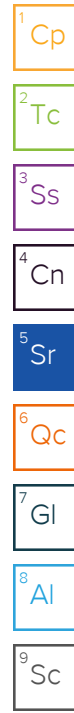
Analyte	Result ug/kg	Qualifier	RDL ug/kg	Dilution	Analysis date / time	Batch
TOC By Walkley Black	ND		400000	4	05/23/2025 14:34	WG2521491

Metals (ICP) by Method 6010D

Analyte	Result (dry) ug/kg	Qualifier	RDL (dry) ug/kg	Dilution	Analysis date / time	Batch
Aluminum	3040000		21500	1	05/23/2025 08:48	WG2521461
Antimony	ND		2150	1	05/23/2025 08:48	WG2521461
Beryllium	457		215	1	05/23/2025 08:48	WG2521461
Calcium	15800000		108000	1	05/23/2025 08:48	WG2521461
Chromium	3750		1080	1	05/23/2025 08:48	WG2521461
Cobalt	3550		1080	1	05/23/2025 08:48	WG2521461
Iron	4770000		10800	1	05/23/2025 08:48	WG2521461
Magnesium	1840000		108000	1	05/23/2025 08:48	WG2521461
Manganese	185000		1080	1	05/23/2025 08:48	WG2521461
Potassium	1800000		108000	1	05/23/2025 08:48	WG2521461
Sodium	ND		108000	1	05/23/2025 08:48	WG2521461
Thallium	ND		2150	1	05/23/2025 08:48	WG2521461
Vanadium	11200		2150	1	05/23/2025 08:48	WG2521461

Volatile Organic Compounds (GC/MS) by Method 8260D

Analyte	Result (dry) ug/kg	Qualifier	RDL (dry) ug/kg	Dilution	Analysis date / time	Batch
Acetone	ND		57.6	1	05/22/2025 18:25	WG2521419
Acrylonitrile	ND		14.4	1	05/22/2025 18:25	WG2521419
Bromobenzene	ND		14.4	1	05/22/2025 18:25	WG2521419
Bromodichloromethane	ND		2.88	1	05/22/2025 18:25	WG2521419
Bromoform	ND		28.8	1	05/22/2025 18:25	WG2521419



Volatile Organic Compounds (GC/MS) by Method 8260D

Analyte	Result (dry) ug/kg	Qualifier	RDL (dry) ug/kg	Dilution	Analysis date / time	Batch
Bromomethane	ND		14.4	1	05/22/2025 18:25	WG2521419
n-Butylbenzene	ND		14.4	1	05/22/2025 18:25	WG2521419
sec-Butylbenzene	ND		14.4	1	05/22/2025 18:25	WG2521419
tert-Butylbenzene	ND		5.76	1	05/22/2025 18:25	WG2521419
Carbon tetrachloride	ND		5.76	1	05/22/2025 18:25	WG2521419
Chlorobenzene	ND		2.88	1	05/22/2025 18:25	WG2521419
Chlorodibromomethane	ND		2.88	1	05/22/2025 18:25	WG2521419
Chloroethane	ND		5.76	1	05/22/2025 18:25	WG2521419
Chloroform	ND		2.88	1	05/22/2025 18:25	WG2521419
Chloromethane	ND		14.4	1	05/22/2025 18:25	WG2521419
2-Chlorotoluene	ND		2.88	1	05/22/2025 18:25	WG2521419
4-Chlorotoluene	ND		5.76	1	05/22/2025 18:25	WG2521419
1,2-Dibromo-3-Chloropropane	ND		28.8	1	05/22/2025 18:25	WG2521419
1,2-Dibromoethane	ND		2.88	1	05/22/2025 18:25	WG2521419
Dibromomethane	ND		5.76	1	05/22/2025 18:25	WG2521419
1,2-Dichlorobenzene	ND		5.76	1	05/22/2025 18:25	WG2521419
1,3-Dichlorobenzene	ND		5.76	1	05/22/2025 18:25	WG2521419
1,4-Dichlorobenzene	ND		5.76	1	05/22/2025 18:25	WG2521419
Dichlorodifluoromethane	ND		5.76	1	05/22/2025 18:25	WG2521419
1,1-Dichloroethane	ND		2.88	1	05/22/2025 18:25	WG2521419
1,2-Dichloroethane	ND		2.88	1	05/22/2025 18:25	WG2521419
1,1-Dichloroethene	ND		2.88	1	05/22/2025 18:25	WG2521419
cis-1,2-Dichloroethene	ND		2.88	1	05/22/2025 18:25	WG2521419
trans-1,2-Dichloroethene	ND		5.76	1	05/22/2025 18:25	WG2521419
1,2-Dichloropropane	ND		5.76	1	05/22/2025 18:25	WG2521419
1,1-Dichloropropene	ND		2.88	1	05/22/2025 18:25	WG2521419
1,3-Dichloropropane	ND		5.76	1	05/22/2025 18:25	WG2521419
cis-1,3-Dichloropropene	ND		2.88	1	05/22/2025 18:25	WG2521419
trans-1,3-Dichloropropene	ND		5.76	1	05/22/2025 18:25	WG2521419
2,2-Dichloropropane	ND		2.88	1	05/22/2025 18:25	WG2521419
Di-isopropyl ether	ND		1.15	1	05/22/2025 18:25	WG2521419
Hexachloro-1,3-butadiene	ND		28.8	1	05/22/2025 18:25	WG2521419
Isopropylbenzene	ND		2.88	1	05/22/2025 18:25	WG2521419
p-Isopropyltoluene	ND		5.76	1	05/22/2025 18:25	WG2521419
2-Butanone (MEK)	ND		115	1	05/22/2025 18:25	WG2521419
Methylene Chloride	ND		28.8	1	05/22/2025 18:25	WG2521419
4-Methyl-2-pentanone (MIBK)	ND		28.8	1	05/22/2025 18:25	WG2521419
Methyl tert-butyl ether	ND		1.15	1	05/22/2025 18:25	WG2521419
n-Propylbenzene	ND		5.76	1	05/22/2025 18:25	WG2521419
Styrene	ND		14.4	1	05/22/2025 18:25	WG2521419
1,1,1,2-Tetrachloroethane	ND		2.88	1	05/22/2025 18:25	WG2521419
1,1,2,2-Tetrachloroethane	ND		2.88	1	05/22/2025 18:25	WG2521419
1,1,2-Trichlorotrifluoroethane	ND		2.88	1	05/22/2025 18:25	WG2521419
Tetrachloroethene	ND		2.88	1	05/22/2025 18:25	WG2521419
1,2,3-Trichlorobenzene	ND		14.4	1	05/22/2025 18:25	WG2521419
1,2,4-Trichlorobenzene	ND		14.4	1	05/22/2025 18:25	WG2521419
1,1,1-Trichloroethane	ND		2.88	1	05/22/2025 18:25	WG2521419
1,1,2-Trichloroethane	ND		2.88	1	05/22/2025 18:25	WG2521419
Trichloroethene	ND		1.15	1	05/22/2025 18:25	WG2521419
Trichlorofluoromethane	ND		2.88	1	05/22/2025 18:25	WG2521419
1,2,3-Trichloropropane	ND		14.4	1	05/22/2025 18:25	WG2521419
1,2,3-Trimethylbenzene	ND		5.76	1	05/22/2025 18:25	WG2521419
Vinyl chloride	ND		2.88	1	05/22/2025 18:25	WG2521419
(S) Toluene-d8	101		75.0-131		05/22/2025 18:25	WG2521419
(S) 4-Bromofluorobenzene	103		67.0-138		05/22/2025 18:25	WG2521419
(S) 1,2-Dichloroethane-d4	97.0		70.0-130		05/22/2025 18:25	WG2521419

1 Cp

2 Tc

3 Ss

4 Cn

5 Sr

6 Qc

7 Gl

8 Al

9 Sc

Semi Volatile Organic Compounds (GC/MS) by Method 8270E

Analyte	Result (dry) ug/kg	Qualifier	RDL (dry) ug/kg	Dilution	Analysis date / time	Batch
Acenaphthylene	ND		35.8	1	05/22/2025 22:32	WG2521382
Benzidine	ND		1800	1	05/22/2025 22:32	WG2521382
Benzo(g,h,i)perylene	ND		35.8	1	05/22/2025 22:32	WG2521382
Bis(2-chlorethoxy)methane	ND		358	1	05/22/2025 22:32	WG2521382
Bis(2-chloroethyl)ether	ND		358	1	05/22/2025 22:32	WG2521382
2,2-Oxybis(1-Chloropropane)	ND		358	1	05/22/2025 22:32	WG2521382
4-Bromophenyl-phenylether	ND		358	1	05/22/2025 22:32	WG2521382
2-Chloronaphthalene	ND		35.8	1	05/22/2025 22:32	WG2521382
4-Chlorophenyl-phenylether	ND		358	1	05/22/2025 22:32	WG2521382
1,2-Dichlorobenzene	ND		358	1	05/22/2025 22:32	WG2521382
1,3-Dichlorobenzene	ND		358	1	05/22/2025 22:32	WG2521382
1,4-Dichlorobenzene	ND		358	1	05/22/2025 22:32	WG2521382
3,3-Dichlorobenzidine	ND		358	1	05/22/2025 22:32	WG2521382
2,4-Dinitrotoluene	ND		358	1	05/22/2025 22:32	WG2521382
2,6-Dinitrotoluene	ND		358	1	05/22/2025 22:32	WG2521382
Hexachlorobenzene	ND		358	1	05/22/2025 22:32	WG2521382
Hexachloro-1,3-butadiene	ND		358	1	05/22/2025 22:32	WG2521382
Hexachlorocyclopentadiene	ND	C7	358	1	05/22/2025 22:32	WG2521382
Hexachloroethane	ND		358	1	05/22/2025 22:32	WG2521382
Isophorone	ND		358	1	05/22/2025 22:32	WG2521382
Nitrobenzene	ND		358	1	05/22/2025 22:32	WG2521382
n-Nitrosodimethylamine	ND		358	1	05/22/2025 22:32	WG2521382
n-Nitrosodiphenylamine	ND		358	1	05/22/2025 22:32	WG2521382
n-Nitrosodi-n-propylamine	ND		358	1	05/22/2025 22:32	WG2521382
Phenanthrene	ND		35.8	1	05/22/2025 22:32	WG2521382
Benzylbutyl phthalate	ND		358	1	05/22/2025 22:32	WG2521382
Bis(2-ethylhexyl)phthalate	ND		358	1	05/22/2025 22:32	WG2521382
Di-n-butyl phthalate	ND		358	1	05/22/2025 22:32	WG2521382
Diethyl phthalate	ND		358	1	05/22/2025 22:32	WG2521382
Dimethyl phthalate	ND		358	1	05/22/2025 22:32	WG2521382
Di-n-octyl phthalate	ND		358	1	05/22/2025 22:32	WG2521382
1,2,4-Trichlorobenzene	ND		358	1	05/22/2025 22:32	WG2521382
4-Chloro-3-methylphenol	ND		358	1	05/22/2025 22:32	WG2521382
2-Chlorophenol	ND		358	1	05/22/2025 22:32	WG2521382
2,4-Dichlorophenol	ND		358	1	05/22/2025 22:32	WG2521382
2,4-Dimethylphenol	ND		358	1	05/22/2025 22:32	WG2521382
4,6-Dinitro-2-methylphenol	ND		358	1	05/22/2025 22:32	WG2521382
2,4-Dinitrophenol	ND		358	1	05/22/2025 22:32	WG2521382
2-Nitrophenol	ND		358	1	05/22/2025 22:32	WG2521382
4-Nitrophenol	ND		358	1	05/22/2025 22:32	WG2521382
Pentachlorophenol	ND		358	1	05/22/2025 22:32	WG2521382
Phenol	ND		358	1	05/22/2025 22:32	WG2521382
2,4,6-Trichlorophenol	ND		358	1	05/22/2025 22:32	WG2521382
(S) 2-Fluorophenol	82.8		12.0-120		05/22/2025 22:32	WG2521382
(S) Phenol-d5	79.2		10.0-120		05/22/2025 22:32	WG2521382
(S) Nitrobenzene-d5	76.9		10.0-122		05/22/2025 22:32	WG2521382
(S) 2-Fluorobiphenyl	70.2		15.0-120		05/22/2025 22:32	WG2521382
(S) 2,4,6-Tribromophenol	79.5		10.0-127		05/22/2025 22:32	WG2521382
(S) p-Terphenyl-d14	75.7		10.0-120		05/22/2025 22:32	WG2521382

1 Cp

2 Tc

3 Ss

4 Cn

5 Sr

6 Qc

7 Gl

8 Al

9 Sc

Method Blank (MB)

(MB) R4219330-1 05/22/25 16:46

Analyte	MB Result	MB Qualifier	MB MDL	MB RDL
	%		%	%
Total Solids	0.000			

1 Cp

2 Tc

3 Ss

L1861743-04 Original Sample (OS) • Duplicate (DUP)

(OS) L1861743-04 05/22/25 16:46 • (DUP) R4219330-3 05/22/25 16:46

Analyte	Original Result	DUP Result	Dilution	DUP RPD	DUP Qualifier	DUP RPD Limits
	%	%		%		%
Total Solids	92.0	89.7	1	2.54		10

4 Cn

5 Sr

Laboratory Control Sample (LCS)

(LCS) R4219330-2 05/22/25 16:46

Analyte	Spike Amount	LCS Result	LCS Rec.	Rec. Limits	LCS Qualifier
	%	%	%	%	
Total Solids	50.0	50.0	100	90.0-110	

6 Qc

7 Gl

8 Al

9 Sc

Method Blank (MB)

(MB) R4220223-1 05/24/25 18:04

Analyte	MB Result	MB Qualifier	MB MDL	MB RDL
Ammonia Nitrogen	U		7190	10000

¹Cp

²Tc

³Ss

⁴Cn

⁵Sr

⁶Qc

⁷Gl

⁸Al

⁹Sc

L1861737-01 Original Sample (OS) • Duplicate (DUP)

(OS) L1861737-01 05/24/25 18:11 • (DUP) R4220223-3 05/24/25 18:13

Analyte	Original Result (dry)	DUP Result (dry)	Dilution	DUP RPD	DUP Qualifier	DUP RPD Limits
Ammonia Nitrogen	ND	ND	1	0.000		20

L1861738-01 Original Sample (OS) • Duplicate (DUP)

(OS) L1861738-01 05/24/25 18:14 • (DUP) R4220223-4 05/24/25 18:16

Analyte	Original Result (dry)	DUP Result (dry)	Dilution	DUP RPD	DUP Qualifier	DUP RPD Limits
Ammonia Nitrogen	ND	ND	1	0.000		20

Laboratory Control Sample (LCS)

(LCS) R4220223-2 05/24/25 18:05

Analyte	Spike Amount	LCS Result	LCS Rec.	Rec. Limits	LCS Qualifier
Ammonia Nitrogen	250000	256000	102	90.0-110	

L1861761-05 Original Sample (OS) • Matrix Spike (MS) • Matrix Spike Duplicate (MSD)

(OS) L1861761-05 05/24/25 18:29 • (MS) R4220223-5 05/24/25 18:31 • (MSD) R4220223-6 05/24/25 18:32

Analyte	Spike Amount (dry)	Original Result (dry)	MS Result (dry)	MSD Result (dry)	MS Rec.	MSD Rec.	Dilution	Rec. Limits	MS Qualifier	MSD Qualifier	RPD	RPD Limits
Ammonia Nitrogen	265000	ND	291000	285000	110	107	1	90.0-110			2.05	20

Method Blank (MB)

(MB) R4219873-1 05/23/25 20:29

Analyte	MB Result	MB Qualifier	MB MDL	MB RDL
Kjeldahl Nitrogen, TKN	U		15200	20000

¹Cp

²Tc

³Ss

⁴Cn

⁵Sr

⁶Qc

⁷Gl

⁸Al

⁹Sc

L1861732-01 Original Sample (OS) • Duplicate (DUP)

(OS) L1861732-01 05/23/25 20:33 • (DUP) R4219873-7 05/23/25 20:34

Analyte	Original Result (dry)	DUP Result (dry)	Dilution	DUP RPD	DUP Qualifier	DUP RPD Limits
Kjeldahl Nitrogen, TKN	1160000	1100000	5	5.29		20

L1861734-01 Original Sample (OS) • Duplicate (DUP)

(OS) L1861734-01 05/23/25 20:35 • (DUP) R4219873-9 05/23/25 20:36

Analyte	Original Result (dry)	DUP Result (dry)	Dilution	DUP RPD	DUP Qualifier	DUP RPD Limits
Kjeldahl Nitrogen, TKN	764000	756000	5	0.983		20

Laboratory Control Sample (LCS)

(LCS) R4219873-3 05/23/25 20:29

Analyte	Spike Amount	LCS Result	LCS Rec.	Rec. Limits	LCS Qualifier
Kjeldahl Nitrogen, TKN	480000	419000	87.3	81.7-124	

L1861729-01 Original Sample (OS) • Matrix Spike (MS)

(OS) L1861729-01 05/23/25 20:31 • (MS) R4219873-5 05/23/25 20:31

Analyte	Spike Amount (dry)	Original Result (dry)	MS Result (dry)	MS Rec.	Dilution	Rec. Limits	MS Qualifier
Kjeldahl Nitrogen, TKN	444000	1110000	1450000	76.4	5	81.7-124	<u>J6</u>

L1861761-05 Original Sample (OS) • Matrix Spike (MS) • Matrix Spike Duplicate (MSD)

(OS) L1861761-05 05/23/25 20:54 • (MS) R4219873-11 05/23/25 20:56 • (MSD) R4219873-13 05/23/25 20:58

Analyte	Spike Amount (dry) ug/kg	Original Result (dry) ug/kg	MS Result (dry) ug/kg	MSD Result (dry) ug/kg	MS Rec. %	MSD Rec. %	Dilution	Rec. Limits %	MS Qualifier	MSD Qualifier	RPD %	RPD Limits %
Kjeldahl Nitrogen, TKN	424000	1310000	1880000	1970000	136	155	5	81.7-124	<u>J5</u>	<u>J5</u>	4.32	20

¹ Cp

² Tc

³ Ss

⁴ Cn

⁵ Sr

⁶ Qc

⁷ Gl

⁸ Al

⁹ Sc

Method Blank (MB)

(MB) R4219561-1 05/23/25 06:10

Analyte	MB Result	MB Qualifier	MB MDL	MB RDL
Nitrate-Nitrite	U		606	20000

¹Cp

²Tc

³Ss

Laboratory Control Sample (LCS)

(LCS) R4219561-2 05/23/25 06:26

Analyte	Spike Amount	LCS Result	LCS Rec.	Rec. Limits	LCS Qualifier
Nitrate-Nitrite	40000	41100	103	80.0-120	

⁴Cn

⁵Sr

L1861732-01 Original Sample (OS) • Matrix Spike (MS)

(OS) L1861732-01 05/23/25 06:42 • (MS) R4219561-3 05/23/25 06:58

Analyte	Spike Amount (dry)	Original Result (dry)	MS Result (dry)	MS Rec.	Dilution	Rec. Limits	MS Qualifier
Nitrate-Nitrite	43100	ND	48500	105	1.04	80.0-120	

⁶Qc

⁷Gl

L1861732-01 Original Sample (OS) • Matrix Spike (MS)

(OS) L1861732-01 05/23/25 06:42 • (MS) R4219561-4 05/23/25 07:13

Analyte	Spike Amount (dry)	Original Result (dry)	MS Result (dry)	MS Rec.	Dilution	Rec. Limits	MS Qualifier
Nitrate-Nitrite	43100	ND	48600	105	1.04	80.0-120	

⁸Al

⁹Sc

Method Blank (MB)

(MB) R4219608-1 05/23/25 14:33

Analyte	MB Result	MB Qualifier	MB MDL	MB RDL
TOC By Walkley Black	U		25500	100000

¹Cp

²Tc

³Ss

⁴Cn

⁵Sr

⁶Qc

⁷Gl

⁸Al

⁹Sc

L1861729-01 Original Sample (OS) • Duplicate (DUP)

(OS) L1861729-01 05/23/25 14:34 • (DUP) R4219608-3 05/23/25 14:34

Analyte	Original Result	DUP Result	Dilution	DUP RPD	DUP Qualifier	DUP RPD Limits
TOC By Walkley Black	1110000	1330000	5	17.8		20

L1861737-01 Original Sample (OS) • Duplicate (DUP)

(OS) L1861737-01 05/23/25 14:35 • (DUP) R4219608-4 05/23/25 14:36

Analyte	Original Result	DUP Result	Dilution	DUP RPD	DUP Qualifier	DUP RPD Limits
TOC By Walkley Black	941000	1090000	5	14.4		20

Laboratory Control Sample (LCS)

(LCS) R4219608-2 05/23/25 14:33

Analyte	Spike Amount	LCS Result	LCS Rec.	Rec. Limits	LCS Qualifier
TOC By Walkley Black	3230000	3670000	114	75.0-144	

L1861732-01 Original Sample (OS) • Matrix Spike (MS) • Matrix Spike Duplicate (MSD)

(OS) L1861732-01 05/23/25 14:34 • (MS) R4219608-5 05/23/25 14:45 • (MSD) R4219608-6 05/23/25 14:46

Analyte	Spike Amount	Original Result	MS Result	MSD Result	MS Rec.	MSD Rec.	Dilution	Rec. Limits	MS Qualifier	MSD Qualifier	RPD	RPD Limits
TOC By Walkley Black	16000000	ND	17400000	17600000	107	108	4	80.0-120			0.966	20

Method Blank (MB)

(MB) R4219568-1 05/23/25 08:36

Analyte	MB Result	MB Qualifier	MB MDL	MB RDL
	ug/kg		ug/kg	ug/kg
Aluminum	U		6080	20000
Antimony	U		691	2000
Beryllium	U		47.7	200
Calcium	U		19000	100000
Chromium	U		214	1000
Cobalt	U		177	1000
Iron	U		2240	10000
Magnesium	U		19900	100000
Manganese	U		173	1000
Potassium	U		20900	100000
Sodium	U		41200	100000
Thallium	U		518	2000
Vanadium	U		383	2000

¹Cp

²Tc

³Ss

⁴Cn

⁵Sr

⁶Qc

⁷Gl

⁸Al

⁹Sc

Laboratory Control Sample (LCS)

(LCS) R4219568-2 05/23/25 08:38

Analyte	Spike Amount	LCS Result	LCS Rec.	Rec. Limits	LCS Qualifier
	ug/kg	ug/kg	%	%	
Aluminum	1000000	899000	89.9	80.0-120	
Antimony	100000	92500	92.5	80.0-120	
Beryllium	100000	99400	99.4	80.0-120	
Calcium	1000000	931000	93.1	80.0-120	
Chromium	100000	96500	96.5	80.0-120	
Cobalt	100000	90200	90.2	80.0-120	
Iron	1000000	931000	93.1	80.0-120	
Magnesium	1000000	899000	89.9	80.0-120	
Manganese	100000	98000	98.0	80.0-120	
Potassium	1000000	958000	95.8	80.0-120	
Sodium	1000000	941000	94.1	80.0-120	
Thallium	100000	94900	94.9	80.0-120	
Vanadium	100000	96200	96.2	80.0-120	

L1861729-01 Original Sample (OS) • Matrix Spike (MS) • Matrix Spike Duplicate (MSD)

(OS) L1861729-01 05/23/25 08:40 • (MS) R4219568-5 05/23/25 08:45 • (MSD) R4219568-6 05/23/25 08:46

Analyte	Spike Amount (dry) ug/kg	Original Result (dry) ug/kg	MS Result (dry) ug/kg	MSD Result (dry) ug/kg	MS Rec. %	MSD Rec. %	Dilution	Rec. Limits %	MS Qualifier	MSD Qualifier	RPD %	RPD Limits %
Aluminum	1110000	3100000	3900000	3760000	71.5	58.9	1	75.0-125	<u>J6</u>	<u>J6</u>	3.65	20
Antimony	111000	ND	91700	99800	82.6	89.9	1	75.0-125			8.43	20
Beryllium	111000	452	108000	116000	97.1	105	1	75.0-125			7.29	20
Calcium	1110000	2910000	3980000	3860000	96.3	85.4	1	75.0-125			3.10	20
Chromium	111000	4020	111000	117000	96.0	102	1	75.0-125			5.56	20
Cobalt	111000	3510	108000	114000	94.1	99.7	1	75.0-125			5.60	20
Iron	1110000	4910000	4720000	4770000	0.000	0.000	1	75.0-125	<u>V</u>	<u>V</u>	1.09	20
Magnesium	1110000	1280000	2150000	2160000	78.5	78.8	1	75.0-125			0.178	20
Manganese	111000	210000	318000	338000	97.4	116	1	75.0-125			6.13	20
Potassium	1110000	1300000	2210000	2240000	82.3	84.8	1	75.0-125			1.23	20
Sodium	1110000	ND	1080000	1180000	87.8	96.4	1	75.0-125			8.44	20
Thallium	111000	ND	107000	114000	96.0	102	1	75.0-125			6.41	20
Vanadium	111000	10800	112000	122000	91.5	99.8	1	75.0-125			7.82	20

1 Cp

2 Tc

3 Ss

4 Cn

5 Sr

6 Qc

7 Gl

8 Al

9 Sc

Method Blank (MB)

(MB) R4219346-3 05/22/25 17:18

Analyte	MB Result ug/kg	MB Qualifier	MB MDL ug/kg	MB RDL ug/kg
Acetone	U		36.5	50.0
Acrylonitrile	U		3.61	12.5
Bromobenzene	U		0.900	12.5
Bromodichloromethane	U		0.725	2.50
Bromoform	U		1.17	25.0
Bromomethane	U		1.97	12.5
n-Butylbenzene	U		5.25	12.5
sec-Butylbenzene	U		2.88	12.5
tert-Butylbenzene	U		1.95	5.00
Carbon tetrachloride	U		0.898	5.00
Chlorobenzene	U		0.210	2.50
Chlorodibromomethane	U		0.612	2.50
Chloroethane	U		1.70	5.00
Chloroform	U		1.03	2.50
Chloromethane	U		4.35	12.5
2-Chlorotoluene	U		0.865	2.50
4-Chlorotoluene	U		0.450	5.00
1,2-Dibromo-3-Chloropropane	U		3.90	25.0
1,2-Dibromoethane	U		0.648	2.50
Dibromomethane	U		0.750	5.00
1,2-Dichlorobenzene	U		0.425	5.00
1,3-Dichlorobenzene	U		0.600	5.00
1,4-Dichlorobenzene	U		0.700	5.00
Dichlorodifluoromethane	U		1.61	5.00
1,1-Dichloroethane	U		0.491	2.50
1,2-Dichloroethane	U		0.649	2.50
1,1-Dichloroethene	U		0.606	2.50
cis-1,2-Dichloroethene	U		0.734	2.50
trans-1,2-Dichloroethene	U		1.04	5.00
1,2-Dichloropropane	U		1.42	5.00
1,1-Dichloropropene	U		0.809	2.50
1,3-Dichloropropane	U		0.501	5.00
cis-1,3-Dichloropropene	U		0.757	2.50
trans-1,3-Dichloropropene	U		1.14	5.00
2,2-Dichloropropane	U		1.38	2.50
Di-isopropyl ether	U		0.410	1.00
Hexachloro-1,3-butadiene	U		6.00	25.0
Isopropylbenzene	U		0.425	2.50
p-Isopropyltoluene	U		2.55	5.00
2-Butanone (MEK)	U		63.5	100

¹Cp

²Tc

³Ss

⁴Cn

⁵Sr

⁶Qc

⁷Gl

⁸Al

⁹Sc

Method Blank (MB)

(MB) R4219346-3 05/22/25 17:18

Analyte	MB Result ug/kg	MB Qualifier	MB MDL ug/kg	MB RDL ug/kg
Methylene Chloride	15.7	U	6.64	25.0
4-Methyl-2-pentanone (MIBK)	U		2.28	25.0
Methyl tert-butyl ether	U		0.350	1.00
n-Propylbenzene	U		0.950	5.00
Styrene	U		0.229	12.5
1,1,1,2-Tetrachloroethane	U		0.948	2.50
1,1,2,2-Tetrachloroethane	U		0.695	2.50
1,1,2-Trichlorotrifluoroethane	U		0.754	2.50
Tetrachloroethene	U		0.896	2.50
1,2,3-Trichlorobenzene	U		7.33	12.5
1,2,4-Trichlorobenzene	U		4.40	12.5
1,1,1-Trichloroethane	U		0.923	2.50
1,1,2-Trichloroethane	U		0.597	2.50
Trichloroethene	U		0.584	1.00
Trichlorofluoromethane	U		0.827	2.50
1,2,3-Trichloropropane	U		1.62	12.5
1,2,3-Trimethylbenzene	U		1.58	5.00
Vinyl chloride	U		1.16	2.50
(S) Toluene-d8	101			75.0-131
(S) 4-Bromofluorobenzene	99.3			67.0-138
(S) 1,2-Dichloroethane-d4	95.1			70.0-130

¹ Cp

² Tc

³ Ss

⁴ Cn

⁵ Sr

⁶ Qc

⁷ Gl

⁸ Al

⁹ Sc

Laboratory Control Sample (LCS) • Laboratory Control Sample Duplicate (LCSD)

(LCS) R4219346-1 05/22/25 15:42 • (LCSD) R4219346-2 05/22/25 16:01

Analyte	Spike Amount ug/kg	LCS Result ug/kg	LCSD Result ug/kg	LCS Rec. %	LCSD Rec. %	Rec. Limits %	LCS Qualifier	LCSD Qualifier	RPD %	RPD Limits %
Acetone	625	593	673	94.9	108	10.0-160			12.6	31
Acrylonitrile	625	694	773	111	124	45.0-153			10.8	22
Bromobenzene	125	115	108	92.0	86.4	73.0-121			6.28	20
Bromodichloromethane	125	120	119	96.0	95.2	73.0-121			0.837	20
Bromoform	125	116	114	92.8	91.2	64.0-132			1.74	20
Bromomethane	125	140	139	112	111	56.0-147			0.717	20
n-Butylbenzene	125	110	107	88.0	85.6	68.0-135			2.76	20
sec-Butylbenzene	125	119	113	95.2	90.4	74.0-130			5.17	20
tert-Butylbenzene	125	119	113	95.2	90.4	75.0-127			5.17	20
Carbon tetrachloride	125	126	125	101	100	66.0-128			0.797	20
Chlorobenzene	125	118	110	94.4	88.0	76.0-128			7.02	20
Chlorodibromomethane	125	120	119	96.0	95.2	74.0-127			0.837	20

Laboratory Control Sample (LCS) • Laboratory Control Sample Duplicate (LCSD)

(LCS) R4219346-1 05/22/25 15:42 • (LCSD) R4219346-2 05/22/25 16:01

Analyte	Spike Amount ug/kg	LCS Result ug/kg	LCSD Result ug/kg	LCS Rec. %	LCSD Rec. %	Rec. Limits %	<u>LCS Qualifier</u>	<u>LCSD Qualifier</u>	RPD %	RPD Limits %
Chloroethane	125	122	120	97.6	96.0	61.0-134			1.65	20
Chloroform	125	121	122	96.8	97.6	72.0-123			0.823	20
Chloromethane	125	109	110	87.2	88.0	51.0-138			0.913	20
2-Chlorotoluene	125	114	110	91.2	88.0	75.0-124			3.57	20
4-Chlorotoluene	125	114	105	91.2	84.0	75.0-124			8.22	20
1,2-Dibromo-3-Chloropropane	125	107	119	85.6	95.2	59.0-130			10.6	20
1,2-Dibromoethane	125	118	119	94.4	95.2	74.0-128			0.844	20
Dibromomethane	125	114	115	91.2	92.0	75.0-122			0.873	20
1,2-Dichlorobenzene	125	114	105	91.2	84.0	76.0-124			8.22	20
1,3-Dichlorobenzene	125	113	108	90.4	86.4	76.0-125			4.52	20
1,4-Dichlorobenzene	125	108	102	86.4	81.6	77.0-121			5.71	20
Dichlorodifluoromethane	125	147	146	118	117	43.0-156			0.683	20
1,1-Dichloroethane	125	126	123	101	98.4	70.0-127			2.41	20
1,2-Dichloroethane	125	110	108	88.0	86.4	65.0-131			1.83	20
1,1-Dichloroethene	125	132	125	106	100	65.0-131			5.45	20
cis-1,2-Dichloroethene	125	124	125	99.2	100	73.0-125			0.803	20
trans-1,2-Dichloroethene	125	130	124	104	99.2	71.0-125			4.72	20
1,2-Dichloropropane	125	127	122	102	97.6	74.0-125			4.02	20
1,1-Dichloropropene	125	114	115	91.2	92.0	73.0-125			0.873	20
1,3-Dichloropropane	125	118	111	94.4	88.8	80.0-125			6.11	20
cis-1,3-Dichloropropene	125	120	120	96.0	96.0	76.0-127			0.000	20
trans-1,3-Dichloropropene	125	117	111	93.6	88.8	73.0-127			5.26	20
2,2-Dichloropropane	125	147	148	118	118	59.0-135			0.678	20
Di-isopropyl ether	125	125	124	100	99.2	60.0-136			0.803	20
Hexachloro-1,3-butadiene	125	100	104	80.0	83.2	57.0-150			3.92	20
Isopropylbenzene	125	116	114	92.8	91.2	72.0-127			1.74	20
p-Isopropyltoluene	125	119	115	95.2	92.0	72.0-133			3.42	20
2-Butanone (MEK)	625	576	658	92.2	105	30.0-160			13.3	24
Methylene Chloride	125	123	122	98.4	97.6	68.0-123			0.816	20
4-Methyl-2-pentanone (MIBK)	625	652	687	104	110	56.0-143			5.23	20
Methyl tert-butyl ether	125	128	129	102	103	66.0-132			0.778	20
n-Propylbenzene	125	115	109	92.0	87.2	74.0-126			5.36	20
Styrene	125	116	113	92.8	90.4	72.0-127			2.62	20
1,1,1,2-Tetrachloroethane	125	120	117	96.0	93.6	74.0-129			2.53	20
1,1,2,2-Tetrachloroethane	125	112	109	89.6	87.2	68.0-128			2.71	20
1,1,2-Trichlorotrifluoroethane	125	123	133	98.4	106	61.0-139			7.81	20
Tetrachloroethene	125	118	116	94.4	92.8	70.0-136			1.71	20
1,2,3-Trichlorobenzene	125	100	92.4	80.0	73.9	59.0-139			7.90	20
1,2,4-Trichlorobenzene	125	107	99.6	85.6	79.7	62.0-137			7.16	20
1,1,1-Trichloroethane	125	130	127	104	102	69.0-126			2.33	20

¹ Cp

² Tc

³ Ss

⁴ Cn

⁵ Sr

⁶ Qc

⁷ Gl

⁸ Al

⁹ Sc

Laboratory Control Sample (LCS) • Laboratory Control Sample Duplicate (LCSD)

(LCS) R4219346-1 05/22/25 15:42 • (LCSD) R4219346-2 05/22/25 16:01

Analyte	Spike Amount ug/kg	LCS Result ug/kg	LCSD Result ug/kg	LCS Rec. %	LCSD Rec. %	Rec. Limits %	<u>LCS Qualifier</u>	<u>LCSD Qualifier</u>	RPD %	RPD Limits %
1,1,2-Trichloroethane	125	120	114	96.0	91.2	78.0-123			5.13	20
Trichloroethene	125	122	123	97.6	98.4	76.0-126			0.816	20
Trichlorofluoromethane	125	126	128	101	102	61.0-142			1.57	20
1,2,3-Trichloropropane	125	119	120	95.2	96.0	67.0-129			0.837	20
1,2,3-Trimethylbenzene	125	105	102	84.0	81.6	74.0-124			2.90	20
Vinyl chloride	125	125	124	100	99.2	63.0-134			0.803	20
(S) Toluene-d8				100	98.8	75.0-131				
(S) 4-Bromofluorobenzene				100	103	67.0-138				
(S) 1,2-Dichloroethane-d4				97.6	101	70.0-130				

1 Cp

2 Tc

3 Ss

4 Cn

5 Sr

6 Qc

7 Gl

8 Al

9 Sc

Method Blank (MB)

(MB) R4219368-2 05/22/25 20:49

Analyte	MB Result ug/kg	MB Qualifier	MB MDL ug/kg	MB RDL ug/kg
Acenaphthylene	U		4.69	33.3
Benzidine	U		62.6	1670
Benzo(g,h,i)perylene	U		6.09	33.3
Bis(2-chlorethoxy)methane	U		10.0	333
Bis(2-chloroethyl)ether	U		11.0	333
2,2-Oxybis(1-Chloropropane)	U		14.4	333
4-Bromophenyl-phenylether	U		11.7	333
2-Chloronaphthalene	U		5.85	33.3
4-Chlorophenyl-phenylether	U		11.6	333
1,2-Dichlorobenzene	U		9.87	333
1,3-Dichlorobenzene	U		10.1	333
1,4-Dichlorobenzene	U		9.91	333
3,3-Dichlorobenzidine	U		12.3	333
2,4-Dinitrotoluene	U		9.55	333
2,6-Dinitrotoluene	U		10.9	333
Hexachlorobenzene	U		11.8	333
Hexachloro-1,3-butadiene	U		11.2	333
Hexachlorocyclopentadiene	U		17.5	333
Hexachloroethane	U		13.1	333
Isophorone	U		10.2	333
Nitrobenzene	U		11.6	333
n-Nitrosodimethylamine	U		49.4	333
n-Nitrosodiphenylamine	U		25.2	333
n-Nitrosodi-n-propylamine	U		11.1	333
Phenanthrene	U		6.61	33.3
Benzylbutyl phthalate	U		10.4	333
Bis(2-ethylhexyl)phthalate	U		42.2	333
Di-n-butyl phthalate	U		11.4	333
Diethyl phthalate	U		11.0	333
Dimethyl phthalate	U		70.6	333
Di-n-octyl phthalate	U		22.5	333
1,2,4-Trichlorobenzene	U		10.4	333
4-Chloro-3-methylphenol	U		10.8	333
2-Chlorophenol	U		11.0	333
2,4-Dichlorophenol	U		9.70	333
2,4-Dimethylphenol	U		8.70	333
4,6-Dinitro-2-methylphenol	U		75.5	333
2,4-Dinitrophenol	U		77.9	333
2-Nitrophenol	U		11.9	333
4-Nitrophenol	U		10.4	333

¹ Cp

² Tc

³ Ss

⁴ Cn

⁵ Sr

⁶ Qc

⁷ Gl

⁸ Al

⁹ Sc

Method Blank (MB)

(MB) R4219368-2 05/22/25 20:49

Analyte	MB Result	MB Qualifier	MB MDL	MB RDL
	ug/kg		ug/kg	ug/kg
Pentachlorophenol	U		8.96	333
Phenol	U		13.4	333
2,4,6-Trichlorophenol	U		10.7	333
(S) 2-Fluorophenol	86.2			12.0-120
(S) Phenol-d5	83.8			10.0-120
(S) Nitrobenzene-d5	70.9			10.0-122
(S) 2-Fluorobiphenyl	75.4			15.0-120
(S) 2,4,6-Tribromophenol	72.7			10.0-127
(S) p-Terphenyl-d14	84.1			10.0-120

Laboratory Control Sample (LCS)

(LCS) R4219368-1 05/22/25 20:28

Analyte	Spike Amount	LCS Result	LCS Rec.	Rec. Limits	LCS Qualifier
	ug/kg	ug/kg	%	%	
Acenaphthylene	666	552	82.9	40.0-120	
Benzidine	1330	348	26.2	10.0-120	
Benzo(g,h,i)perylene	666	462	69.4	43.0-120	
Bis(2-chloroethoxy)methane	666	391	58.7	20.0-120	
Bis(2-chloroethyl)ether	666	478	71.8	16.0-120	
2,2-Oxybis(1-Chloropropane)	666	458	68.8	23.0-120	
4-Bromophenyl-phenylether	666	533	80.0	40.0-120	
2-Chloronaphthalene	666	459	68.9	35.0-120	
4-Chlorophenyl-phenylether	666	505	75.8	40.0-120	
1,2-Dichlorobenzene	666	444	66.7	32.0-120	
1,3-Dichlorobenzene	666	434	65.2	30.0-120	
1,4-Dichlorobenzene	666	460	69.1	31.0-120	
3,3-Dichlorobenzidine	1330	1040	78.2	28.0-120	
2,4-Dinitrotoluene	666	445	66.8	45.0-120	
2,6-Dinitrotoluene	666	461	69.2	42.0-120	
Hexachlorobenzene	666	476	71.5	39.0-120	
Hexachloro-1,3-butadiene	666	349	52.4	15.0-120	
Hexachlorocyclopentadiene	666	167	25.1	15.0-120	
Hexachloroethane	666	435	65.3	17.0-120	
Isophorone	666	420	63.1	23.0-120	
Nitrobenzene	666	382	57.4	17.0-120	
n-Nitrosodimethylamine	666	474	71.2	10.0-125	
n-Nitrosodiphenylamine	666	534	80.2	40.0-120	
n-Nitrosodi-n-propylamine	666	517	77.6	26.0-120	

1 Cp

2 Tc

3 Ss

4 Cn

5 Sr

6 Qc

7 Gl

8 Al

9 Sc

Laboratory Control Sample (LCS)

(LCS) R4219368-1 05/22/25 20:28

Analyte	Spike Amount ug/kg	LCS Result ug/kg	LCS Rec. %	Rec. Limits %	<u>LCS Qualifier</u>
Phenanthrene	666	472	70.9	42.0-120	
Benzylbutyl phthalate	666	593	89.0	40.0-120	
Bis(2-ethylhexyl)phthalate	666	571	85.7	41.0-120	
Di-n-butyl phthalate	666	542	81.4	43.0-120	
Diethyl phthalate	666	537	80.6	43.0-120	
Dimethyl phthalate	666	528	79.3	43.0-120	
Di-n-octyl phthalate	666	595	89.3	40.0-120	
1,2,4-Trichlorobenzene	666	379	56.9	17.0-120	
4-Chloro-3-methylphenol	666	430	64.6	28.0-120	
2-Chlorophenol	666	453	68.0	28.0-120	
2,4-Dichlorophenol	666	431	64.7	25.0-120	
2,4-Dimethylphenol	666	394	59.2	15.0-120	
4,6-Dinitro-2-methylphenol	666	270	40.5	16.0-120	
2,4-Dinitrophenol	666	180	27.0	10.0-120	
2-Nitrophenol	666	366	55.0	20.0-120	
4-Nitrophenol	666	472	70.9	27.0-120	
Pentachlorophenol	666	378	56.8	29.0-120	
Phenol	666	497	74.6	28.0-120	
2,4,6-Trichlorophenol	666	469	70.4	37.0-120	
(S) 2-Fluorophenol			86.3	12.0-120	
(S) Phenol-d5			84.7	10.0-120	
(S) Nitrobenzene-d5			64.6	10.0-122	
(S) 2-Fluorobiphenyl			73.0	15.0-120	
(S) 2,4,6-Tribromophenol			78.7	10.0-127	
(S) p-Terphenyl-d14			78.1	10.0-120	

¹Cp

²Tc

³Ss

⁴Cn

⁵Sr

⁶Qc

⁷Gl

⁸Al

⁹Sc

L1861729-01 Original Sample (OS) • Matrix Spike (MS) • Matrix Spike Duplicate (MSD)

(OS) L1861729-01 05/23/25 00:14 • (MS) R4219368-3 05/23/25 00:35 • (MSD) R4219368-4 05/23/25 00:55

Analyte	Spike Amount (dry) ug/kg	Original Result (dry) ug/kg	MS Result (dry) ug/kg	MSD Result (dry) ug/kg	MS Rec. %	MSD Rec. %	Dilution	Rec. Limits %	<u>MS Qualifier</u>	<u>MSD Qualifier</u>	RPD %	RPD Limits %
Acenaphthylene	735	ND	629	615	85.6	83.4	1	25.0-120			2.32	32
Benzidine	1470	ND	ND	ND	0.000	0.000	1	10.0-120	<u>J6</u>	<u>J6</u>	0.000	40
Benzo(g,h,i)perylene	735	ND	503	476	68.4	64.6	1	10.0-120			5.44	33
Bis(2-chlorethoxy)methane	735	ND	449	444	61.0	60.2	1	10.0-120			0.995	34
Bis(2-chloroethyl)ether	735	ND	864	878	118	119	1	10.0-120			1.66	40
2,2-Oxybis(1-Chloropropane)	735	ND	546	562	74.3	76.2	1	10.0-120			2.81	40
4-Bromophenyl-phenylether	735	ND	613	600	83.4	81.3	1	27.0-120			2.20	30
2-Chloronaphthalene	735	ND	527	518	71.8	70.3	1	20.0-120			1.70	32

L1861729-01 Original Sample (OS) • Matrix Spike (MS) • Matrix Spike Duplicate (MSD)

(OS) L1861729-01 05/23/25 00:14 • (MS) R4219368-3 05/23/25 00:35 • (MSD) R4219368-4 05/23/25 00:55

Analyte	Spike Amount (dry) ug/kg	Original Result (dry) ug/kg	MS Result (dry) ug/kg	MSD Result (dry) ug/kg	MS Rec. %	MSD Rec. %	Dilution	Rec. Limits %	MS Qualifier	MSD Qualifier	RPD %	RPD Limits %
4-Chlorophenyl-phenylether	735	ND	590	570	80.2	77.3	1	24.0-120			3.45	29
1,2-Dichlorobenzene	735	ND	493	492	67.1	66.7	1	10.0-120			0.225	38
1,3-Dichlorobenzene	735	ND	467	466	63.6	63.3	1	10.0-120			0.238	40
1,4-Dichlorobenzene	735	ND	498	506	67.8	68.7	1	10.0-120			1.55	39
3,3-Dichlorobenzidine	1470	ND	604	586	41.2	39.7	1	10.0-120			2.99	34
2,4-Dinitrotoluene	735	ND	578	544	78.7	73.8	1	30.0-120			6.13	31
2,6-Dinitrotoluene	735	ND	588	565	80.1	76.7	1	25.0-120			4.04	31
Hexachlorobenzene	735	ND	541	537	73.6	72.9	1	27.0-120			0.618	28
Hexachloro-1,3-butadiene	735	ND	404	392	55.0	53.2	1	10.0-120			3.07	38
Hexachlorocyclopentadiene	735	ND	ND	ND	6.78	6.02	1	10.0-120	J6	J6	11.5	40
Hexachloroethane	735	ND	ND	ND	43.4	41.0	1	10.0-120			5.37	40
Isophorone	735	ND	476	474	64.8	64.3	1	13.0-120			0.467	34
Nitrobenzene	735	ND	446	439	60.7	59.5	1	10.0-120			1.76	36
n-Nitrosodimethylamine	735	ND	433	427	58.9	58.0	1	10.0-127			1.29	40
n-Nitrosodiphenylamine	735	ND	615	601	83.7	81.5	1	17.0-120			2.37	29
n-Nitrosodi-n-propylamine	735	ND	590	584	80.2	79.2	1	10.0-120			0.946	37
Phenanthrene	735	ND	545	534	74.2	72.4	1	17.0-120			2.06	31
Benzylbutyl phthalate	735	ND	732	717	99.5	97.3	1	23.0-120			1.99	30
Bis(2-ethylhexyl)phthalate	735	ND	682	672	92.7	91.1	1	17.0-126			1.48	30
Di-n-butyl phthalate	735	ND	638	613	86.9	83.1	1	30.0-120			4.08	29
Diethyl phthalate	735	ND	629	605	85.6	82.1	1	26.0-120			3.96	28
Dimethyl phthalate	735	ND	613	597	83.4	81.0	1	25.0-120			2.57	29
Di-n-octyl phthalate	735	ND	722	713	98.2	96.7	1	21.0-123			1.24	29
1,2,4-Trichlorobenzene	735	ND	434	431	59.1	58.4	1	12.0-120			0.770	37
4-Chloro-3-methylphenol	735	ND	517	493	70.4	66.9	1	15.0-120			4.84	30
2-Chlorophenol	735	ND	532	526	72.4	71.4	1	15.0-120			1.05	37
2,4-Dichlorophenol	735	ND	518	502	70.5	68.1	1	20.0-120			3.26	31
2,4-Dimethylphenol	735	ND	456	442	62.1	59.9	1	10.0-120			3.21	33
4,6-Dinitro-2-methylphenol	735	ND	ND	ND	40.9	32.5	1	10.0-120			22.6	39
2,4-Dinitrophenol	735	ND	ND	ND	32.5	26.8	1	10.0-121			18.8	40
2-Nitrophenol	735	ND	501	480	68.1	65.1	1	12.0-120			4.30	39
4-Nitrophenol	735	ND	654	632	89.0	85.7	1	10.0-137			3.45	32
Pentachlorophenol	735	ND	561	537	76.3	72.9	1	10.0-160			4.25	31
Phenol	735	ND	570	561	77.5	76.1	1	12.0-120			1.57	38
2,4,6-Trichlorophenol	735	ND	570	556	77.5	75.5	1	19.0-120			2.37	32
(S) 2-Fluorophenol					85.6	85.8		12.0-120				
(S) Phenol-d5					84.3	82.8		10.0-120				
(S) Nitrobenzene-d5					68.9	68.4		10.0-122				
(S) 2-Fluorobiphenyl					72.8	71.7		15.0-120				

1 Cp

2 Tc

3 Ss

4 Cn

5 Sr

6 Qc

7 Gl

8 Al

9 Sc

L1861729-01 Original Sample (OS) • Matrix Spike (MS) • Matrix Spike Duplicate (MSD)

(OS) L1861729-01 05/23/25 00:14 • (MS) R4219368-3 05/23/25 00:35 • (MSD) R4219368-4 05/23/25 00:55

Analyte	Spike Amount (dry) ug/kg	Original Result (dry) ug/kg	MS Result (dry) ug/kg	MSD Result (dry) ug/kg	MS Rec. %	MSD Rec. %	Dilution	Rec. Limits %	MS Qualifier	MSD Qualifier	RPD %	RPD Limits %
(S) 2,4,6-Tribromophenol					87.6	85.1		10.0-127				
(S) p-Terphenyl-d14					80.4	78.3		10.0-120				

- 1 Cp
- 2 Tc
- 3 Ss
- 4 Cn
- 5 Sr
- 6 Qc
- 7 Gl
- 8 Al
- 9 Sc

GLOSSARY OF TERMS

Guide to Reading and Understanding Your Laboratory Report

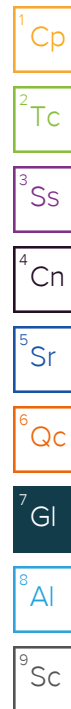
The information below is designed to better explain the various terms used in your report of analytical results from the Laboratory. This is not intended as a comprehensive explanation, and if you have additional questions please contact your project representative.

Results Disclaimer - Information that may be provided by the customer, and contained within this report, include Permit Limits, Project Name, Sample ID, Sample Matrix, Sample Preservation, Field Blanks, Field Spikes, Field Duplicates, On-Site Data, Sampling Collection Dates/Times, and Sampling Location. Results relate to the accuracy of this information provided, and as the samples are received.

Abbreviations and Definitions

(dry)	Results are reported based on the dry weight of the sample. [this will only be present on a dry report basis for soils].
MDL	Method Detection Limit.
ND	Not detected at the Reporting Limit (or MDL where applicable).
RDL	Reported Detection Limit.
RDL (dry)	Reported Detection Limit.
Rec.	Recovery.
RPD	Relative Percent Difference.
SDG	Sample Delivery Group.
(S)	Surrogate (Surrogate Standard) - Analytes added to every blank, sample, Laboratory Control Sample/Duplicate and Matrix Spike/Duplicate; used to evaluate analytical efficiency by measuring recovery. Surrogates are not expected to be detected in all environmental media.
U	Not detected at the Reporting Limit (or MDL where applicable).
Analyte	The name of the particular compound or analysis performed. Some Analyses and Methods will have multiple analytes reported.
Dilution	If the sample matrix contains an interfering material, the sample preparation volume or weight values differ from the standard, or if concentrations of analytes in the sample are higher than the highest limit of concentration that the laboratory can accurately report, the sample may be diluted for analysis. If a value different than 1 is used in this field, the result reported has already been corrected for this factor.
Limits	These are the target % recovery ranges or % difference value that the laboratory has historically determined as normal for the method and analyte being reported. Successful QC Sample analysis will target all analytes recovered or duplicated within these ranges.
Original Sample	The non-spiked sample in the prep batch used to determine the Relative Percent Difference (RPD) from a quality control sample. The Original Sample may not be included within the reported SDG.
Qualifier	This column provides a letter and/or number designation that corresponds to additional information concerning the result reported. If a Qualifier is present, a definition per Qualifier is provided within the Glossary and Definitions page and potentially a discussion of possible implications of the Qualifier in the Case Narrative if applicable.
Result	The actual analytical final result (corrected for any sample specific characteristics) reported for your sample. If there was no measurable result returned for a specific analyte, the result in this column may state "ND" (Not Detected) or "BDL" (Below Detectable Levels). The information in the results column should always be accompanied by either an MDL (Method Detection Limit) or RDL (Reporting Detection Limit) that defines the lowest value that the laboratory could detect or report for this analyte.
Uncertainty (Radiochemistry)	Confidence level of 2 sigma.
Case Narrative (Cn)	A brief discussion about the included sample results, including a discussion of any non-conformances to protocol observed either at sample receipt by the laboratory from the field or during the analytical process. If present, there will be a section in the Case Narrative to discuss the meaning of any data qualifiers used in the report.
Quality Control Summary (Qc)	This section of the report includes the results of the laboratory quality control analyses required by procedure or analytical methods to assist in evaluating the validity of the results reported for your samples. These analyses are not being performed on your samples typically, but on laboratory generated material.
Sample Chain of Custody (Sc)	This is the document created in the field when your samples were initially collected. This is used to verify the time and date of collection, the person collecting the samples, and the analyses that the laboratory is requested to perform. This chain of custody also documents all persons (excluding commercial shippers) that have had control or possession of the samples from the time of collection until delivery to the laboratory for analysis.
Sample Results (Sr)	This section of your report will provide the results of all testing performed on your samples. These results are provided by sample ID and are separated by the analyses performed on each sample. The header line of each analysis section for each sample will provide the name and method number for the analysis reported.
Sample Summary (Ss)	This section of the Analytical Report defines the specific analyses performed for each sample ID, including the dates and times of preparation and/or analysis.

Qualifier	Description
C7	The initial calibration verification standard (SSCV) associated with this data responded high.
J	The identification of the analyte is acceptable; the reported value is an estimate.
J5	The sample matrix interfered with the ability to make any accurate determination; spike value is high.
J6	The sample matrix interfered with the ability to make any accurate determination; spike value is low.
V	The sample concentration is too high to evaluate accurate spike recoveries.



ACCREDITATIONS & LOCATIONS

Pace Analytical National 12065 Lebanon Rd Mount Juliet, TN 37122

Alabama	40660	Nebraska	NE-OS-15-05
Alaska	17-026	Nevada	TN000032021-1
Arizona	AZ0612	New Hampshire	2975
Arkansas	88-0469	New Jersey–NELAP	TN002
California	2932	New Mexico ¹	TN00003
Colorado	TN00003	New York	11742
Connecticut	PH-0197	North Carolina	Env375
Florida	E87487	North Carolina ¹	DW21704
Georgia	NELAP	North Carolina ³	41
Georgia ¹	923	North Dakota	R-140
Idaho	TN00003	Ohio–VAP	CL0069
Illinois	200008	Oklahoma	9915
Indiana	C-TN-01	Oregon	TN200002
Iowa	364	Pennsylvania	68-02979
Kansas	E-10277	Rhode Island	LA000356
Kentucky ^{1,6}	KY90010	South Carolina	84004002
Kentucky ²	16	South Dakota	n/a
Louisiana	AI30792	Tennessee ^{1,4}	2006
Louisiana	LA018	Texas	T104704245-20-18
Maine	TN00003	Texas ⁵	LAB0152
Maryland	324	Utah	TN000032021-11
Massachusetts	M-TN003	Vermont	VT2006
Michigan	9958	Virginia	110033
Minnesota	047-999-395	Washington	C847
Mississippi	TN00003	West Virginia	233
Missouri	340	Wisconsin	998093910
Montana	CERT0086	Wyoming	A2LA
A2LA – ISO 17025	1461.01	AIHA-LAP,LLC EMLAP	100789
A2LA – ISO 17025 ⁵	1461.02	DOD	1461.01
Canada	1461.01	USDA	P330-15-00234
EPA–Crypto	TN00003		

¹ Drinking Water ² Underground Storage Tanks ³ Aquatic Toxicity ⁴ Chemical/Microbiological ⁵ Mold ⁶ Wastewater n/a Accreditation not applicable

* Not all certifications held by the laboratory are applicable to the results reported in the attached report.

* Accreditation is only applicable to the test methods specified on each scope of accreditation held by Pace Analytical.

¹ Cp

² Tc

³ Ss

⁴ Cn

⁵ Sr

⁶ Qc

⁷ Gl

⁸ Al

⁹ Sc



Pace® Location Requested (City/State):

CHAIN-OF-CUSTODY Analytical Request Document

Pace National, 12065 Lebanon Road, Mt. Juliet, TN 37122

Chain-of-Custody is a LEGAL DOCUMENT - Complete all relevant fields

LAB USE ONLY - Affix Workorder/Login Label Here



1090

Scan QR Code for instructions

Company Name: CTEH, LLC
 Street Address:
5120 North Shore Drive, North Little Rock, AR 72118

Contact/Report To: Chevron-Bishop, Kyle Lawrence, Tami McMullin, Andy Henault, Eric Catlin, Madelyn Klinkerman
 Phone #:
 E-Mail: chevron_bishop@cteh.com; kylelawrence@cteh.com; tmcnullin@cteh.com; ahenault@cteh.com
 Cc E-Mail: ecatlin@cteh.com; mklinkerman@cteh.com

Customer Project #: PROJ-054017
 Project Name:
Bishop LOC
 Site Collection Info/Facility ID (as applicable):
Galeton, CO

Invoice to: CTEH
 Invoice E-mail:
ctehap@montrose-env.com
 Purchase Order # (if applicable):
 Quote #:

Specify Container Size **					
8oz	8oz	8oz	8Oz	6	
1	1	1	1	4	
Identify Container Preservative Type***					
1	1	1	1	4	

**Container Size: (1) 1L, (2) 500mL, (3) 250mL, (4) 125mL, (5) 100mL, (6) 40mL vial, (7) EnCore, (8) TerraCore, (9) 90mL, (10) Other
 ***Preservative Types: (1) None, (2) HNO3, (3) H2SO4, (4) HCl, (5) NaOH, (6) Zn Acetate, (7) NaHSO4, (8) Sod. Thiosulfate, (9) Ascorbic Acid, (10) MeOH, (11) Other

Time Zone Collected: [] AK [] PT [] MT [] CT [] ET
 County / State origin of sample(s): **CO**
 Data Deliverables:
 Level II [] Level III [] Level IV
 EQUIS
 Other

Regulatory Program (DW, RCRA, etc.) as applicable: Reportable [] Yes [] No
 Rush (Pre-approval required):
 Same Day [] 1 Day [] 2 Day [] 3 Day Other **ASAP**
 Date Results Requested:
 DW PWSID # or WW Permit # as applicable:
 Field Filtered (if applicable): [] Yes [] No
 Analysis:

VOCs 8260D	SVOCS 8270E; Metals 6010D	Total N/TKN+NH3 EPA 350.1, 351.2, 9056A, SM 4500 Norg	TOC Walkley Black	VOCs 8260D	MS/MSD
------------	---------------------------	---	-------------------	------------	--------

Lab Use Only
 Proj. Mgr:
546-Jared Starkey
 AcctNum / Client ID:
CTEHER
 Table #:
 Profile / Template:
T271979
 Prelog / Bottle Ord. ID:

* Matrix Codes (Insert in Matrix box below): Drinking Water (DW), Ground Water (GW), Wastewater (WW), Product (P), Soil/Solid (SS), Oil (OL), Wipe (WP), Tissue (TS), Bioassay (B), Vapor (V), Surface Water (SW), Sediment (SED), Sludge (SL), Caulk (CX), Leachate (LL), Biosolid (BS), Other (OT)

Customer Sample ID	Matrix *	Comp / Grab	Composite Start		Collected or Composite End		# Cont.	Residual Chlorine		VOCs 8260D	SVOCS 8270E; Metals 6010D	Total N/TKN+NH3 EPA 350.1, 351.2, 9056A, SM 4500 Norg	TOC Walkley Black	VOCs 8260D	MS/MSD	Sample Comment
			Date	Time	Date	Time		Result	Units							
GAC00521T024S001	SS	G	-	-	5/21/2025	1135	3	-	-	X	X	X	X	-	-	L1861732-01

1.9 + 0.4 = 2.3 TAG
Sample Receipt Checklist
 COC Seal Present/Intact: Y N NP If Applicable
 COC Signed/Accurate: Y N VOA Zero Headspace: Y N
 Bottles arrive intact: Y N Pres. Correct/Check: Y N
 Correct bottles used: Y N
 Sufficient volume sent: Y N Condition: NCF OK
 RA Screen <0.5 mR/hr: Y N

Additional Instructions from Pace®:
 VOCs - full list minus BTEX, 1,2,4-TMB, 1,3,5-TMB; SVOCS - full list minus PAHs, 1-methylnaphthalene, 2-methylnaphthalene; Metals - TAL minus RCRA, Cu, Ni, Zn

Collected By:
 Printed Name: **M. Beck**
 Signature: *Matt Beck*

Customer Remarks / Special Conditions / Possible Hazards:
 # Coolers: Thermometer ID: Correction Factor (°C): Obs. Temp. (°C): Corrected Temp. (°C): [] On Ice

Relinquished by/Company: (Signature) *Matt Beck*
 Date/Time: **5-21-25 1800**

Received by/Company: (Signature) *Pace*
 Date/Time: **5-21-25 1800**

Tracking Number:
 Delivered by: [] In-Person [] Courier
 FedEx UPS Other
 Page: **1** of **1**