



ANALYTICAL REPORT

May 29, 2025

Revised Report

- 1 Cp
- 2 Tc
- 3 Ss
- 4 Cn
- 5 Ds
- 6 Sr
- 7 Qc
- 8 Gl
- 9 Al
- 10 Sc

CTEH - ER

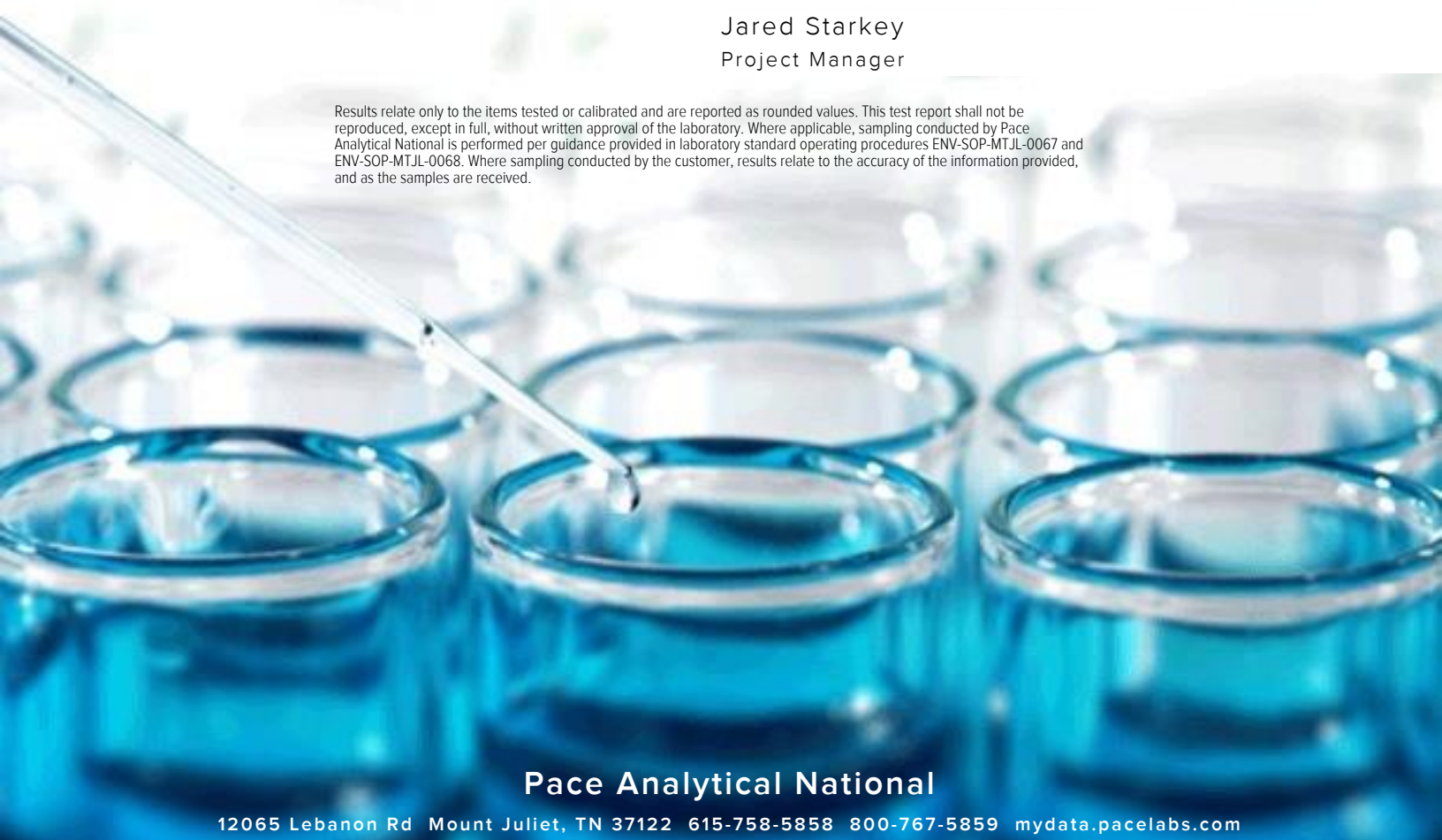
Sample Delivery Group: L1861755
 Samples Received: 05/22/2025
 Project Number: PROJ-054017
 Description: Bishop Loss of Containment Incident

Report To: CTEH
 5120 North Shore Drive
 North Little Rock, AR 72118

Entire Report Reviewed By:

Jared Starkey
Project Manager










Results relate only to the items tested or calibrated and are reported as rounded values. This test report shall not be reproduced, except in full, without written approval of the laboratory. Where applicable, sampling conducted by Pace Analytical National is performed per guidance provided in laboratory standard operating procedures ENV-SOP-MTJL-0067 and ENV-SOP-MTJL-0068. Where sampling conducted by the customer, results relate to the accuracy of the information provided, and as the samples are received.



Pace Analytical National

12065 Lebanon Rd Mount Juliet, TN 37122 615-758-5858 800-767-5859 mydata.pacelabs.com

TABLE OF CONTENTS

Cp: Cover Page	1	
Tc: Table of Contents	2	
Ss: Sample Summary	3	
Cn: Case Narrative	4	
Ds: Detection Summary	6	
Sr: Sample Results	7	
GACO0521T045-1CRS006PACE L1861755-01	7	
GACO0521T045-1CRT007 L1861755-02	9	
Qc: Quality Control Summary	11	
Total Solids by Method 2540 G-2011	11	
Wet Chemistry by Method 7199	12	
Wet Chemistry by Method 9045D	13	
Wet Chemistry by Method 9050AMod	14	
Metals (ICP) by Method 6010B-NE493 Ch 2	15	
Metals (ICPMS) by Method 6020	16	
Volatile Organic Compounds (GC) by Method 8015D	18	
Volatile Organic Compounds (GC/MS) by Method 8260D	19	
Semi-Volatile Organic Compounds (GC) by Method 8015M	24	
Semi Volatile Organic Compounds (GC/MS) by Method 8270E-SIM	25	
Gl: Glossary of Terms	27	
Al: Accreditations & Locations	28	
Sc: Sample Chain of Custody	29	

SAMPLE SUMMARY

GACO0521T045-1CRS006PACE L1861755-01

Collected by
Collected date/time
Received date/time

05/21/25 15:50 05/22/25 12:20

Method	Batch	Dilution	Preparation date/time	Analysis date/time	Analyst	Location
Calculated Results	WG2521441	1	05/23/25 10:14	05/23/25 10:14	RLS	Mt. Juliet, TN
Total Solids by Method 2540 G-2011	WG2521312	1	05/22/25 17:34	05/22/25 17:46	KDW	Mt. Juliet, TN
Wet Chemistry by Method 7199	WG2521469	1	05/22/25 17:04	05/23/25 04:16	SET	Mt. Juliet, TN
Wet Chemistry by Method 9045D	WG2522396	1	05/23/25 17:17	05/23/25 21:30	KRB	Mt. Juliet, TN
Wet Chemistry by Method 9050AMod	WG2522399	1	05/23/25 23:15	05/24/25 13:46	BJM	Mt. Juliet, TN
Metals (ICP) by Method 6010B-NE493 Ch 2	WG2522196	1	05/23/25 18:31	05/23/25 20:36	JTM	Mt. Juliet, TN
Metals (ICPMS) by Method 6020	WG2521471	5	05/22/25 16:23	05/22/25 19:07	UNP	Mt. Juliet, TN
Volatile Organic Compounds (GC) by Method 8015D	WG2520986	1	05/22/25 14:23	05/22/25 20:50	NCD	Mt. Juliet, TN
Volatile Organic Compounds (GC/MS) by Method 8260D	WG2521419	1	05/22/25 14:23	05/22/25 21:54	GLN	Mt. Juliet, TN
Semi-Volatile Organic Compounds (GC) by Method 8015M	WG2521395	1	05/22/25 20:51	05/23/25 00:49	KDB	Mt. Juliet, TN
Semi Volatile Organic Compounds (GC/MS) by Method 8270E-SIM	WG2521397	1	05/22/25 17:34	05/22/25 20:52	VDR	Mt. Juliet, TN

1 Cp

2 Tc

3 Ss

4 Cn

5 Ds

6 Sr

7 Qc

8 Gl

9 Al

10 Sc

GACO0521T045-1CRT007 L1861755-02

Collected by
Collected date/time
Received date/time

05/21/25 07:00 05/22/25 12:20

Method	Batch	Dilution	Preparation date/time	Analysis date/time	Analyst	Location
Volatile Organic Compounds (GC/MS) by Method 8260D	WG2521412	1	05/22/25 18:54	05/22/25 18:54	NCD	Mt. Juliet, TN

CASE NARRATIVE

Unless qualified or notated within the narrative below, all sample aliquots were received at the correct temperature, in the proper containers, with the appropriate preservatives, and within method specified holding times. Where applicable, all MDL (LOD) and RDL (LOQ) values reported for environmental samples have been corrected for the dilution factor used in the analysis. All Method and Batch Quality Control are within established criteria except where addressed in this case narrative, a non-conformance form or properly qualified within the sample results. By my digital signature below, I affirm to the best of my knowledge, all problems/anomalies observed by the laboratory as having the potential to affect the quality of the data have been identified by the laboratory, and no information or data have been knowingly withheld that would affect the quality of the data.



Jared Starkey
Project Manager

Report Revision History

Level II Report - Version 1: 05/24/25 17:36



Project Comments

RLs updated for Hexavalent Cr and Benzene, reporting units updated to mg/kg.

Wet Chemistry by Method 7199

The sample matrix interfered with the ability to make any accurate determination; spike value is low.

Batch	Lab Sample ID	Analytes
WG2521469	(MS) R4219397-3, (MSD) R4219397-4	Hexavalent Chromium

Metals (ICPMS) by Method 6020

The sample matrix interfered with the ability to make any accurate determination; spike value is high.

Batch	Lab Sample ID	Analytes
WG2521471	(MSD) R4219145-6	Lead and Zinc

The associated batch QC was outside the established quality control range for precision.

Batch	Lab Sample ID	Analytes
WG2521471	(MSD) R4219145-6	Lead and Zinc

Volatile Organic Compounds (GC/MS) by Method 8260D

The associated batch QC was above the established quality control range for accuracy.

Batch	Lab Sample ID	Analytes
WG2521412	(LCS) R4219228-1, L1861755-02	Bromomethane

CASE NARRATIVE

Semi Volatile Organic Compounds (GC/MS) by Method 8270E-SIM

The sample matrix interfered with the ability to make any accurate determination; spike value is high.

Batch	Lab Sample ID	Analytes
WG2521397	(MSD) R4219196-4, L1861755-01	Benzo(a)anthracene, Benzo(a)pyrene, Benzo(b)fluoranthene, Chrysene, Fluoranthene, Phenanthrene and Pyrene

The associated batch QC was outside the established quality control range for precision.

Batch	Lab Sample ID	Analytes
WG2521397	(MSD) R4219196-4, L1861755-01	Benzo(a)anthracene, Benzo(a)pyrene, Benzo(b)fluoranthene, Chrysene, Fluoranthene, Phenanthrene and Pyrene



DETECTION SUMMARY

Wet Chemistry by Method 9050AMod

Client ID	Lab Sample ID	Analyte	Result	Units	Qualifier	RDL	Dilution	Analysis date / time	Batch
GACO0521T045-1CRS 006PACE	L1861755-01	Specific Conductance	1610	umhos/cm		10.0	1	05/24/2025 13:46	WG2522399

1 Cp

2 Tc

Metals (ICP) by Method 6010B-NE493 Ch 2

Client ID	Lab Sample ID	Analyte	Result mg/l	Qualifier	RDL mg/l	Dilution	Analysis date / time	Batch
GACO0521T045-1CRS 006PACE	L1861755-01	Hot Water Sol. Boron	2.23		0.200	1	05/23/2025 20:36	WG2522196

3 Ss

4 Cn

5 Ds

Metals (ICPMS) by Method 6020

Client ID	Lab Sample ID	Analyte	Result (dry) mg/kg	Qualifier	RDL (dry) mg/kg	Dilution	Analysis date / time	Batch
GACO0521T045-1CRS 006PACE	L1861755-01	Arsenic	6.25		0.117	5	05/22/2025 19:07	WG2521471
GACO0521T045-1CRS 006PACE	L1861755-01	Barium	74.8		11.7	5	05/22/2025 19:07	WG2521471
GACO0521T045-1CRS 006PACE	L1861755-01	Cadmium	0.268		0.117	5	05/22/2025 19:07	WG2521471
GACO0521T045-1CRS 006PACE	L1861755-01	Copper	12.6		11.7	5	05/22/2025 19:07	WG2521471
GACO0521T045-1CRS 006PACE	L1861755-01	Lead	31.9		11.7	5	05/22/2025 19:07	WG2521471
GACO0521T045-1CRS 006PACE	L1861755-01	Selenium	0.438		0.117	5	05/22/2025 19:07	WG2521471
GACO0521T045-1CRS 006PACE	L1861755-01	Zinc	79.8		58.3	5	05/22/2025 19:07	WG2521471

6 Sr

7 Qc

8 Gl

9 Al

10 Sc

Semi-Volatile Organic Compounds (GC) by Method 8015M

Client ID	Lab Sample ID	Analyte	Result (dry) mg/kg	Qualifier	RDL (dry) mg/kg	Dilution	Analysis date / time	Batch
GACO0521T045-1CRS 006PACE	L1861755-01	C10-C28 Diesel Range	16.6		4.66	1	05/23/2025 00:49	WG2521395
GACO0521T045-1CRS 006PACE	L1861755-01	C28-C36 Motor Oil Range	44.4		4.66	1	05/23/2025 00:49	WG2521395

Semi Volatile Organic Compounds (GC/MS) by Method 8270E-SIM

Client ID	Lab Sample ID	Analyte	Result (dry) mg/kg	Qualifier	RDL (dry) mg/kg	Dilution	Analysis date / time	Batch
GACO0521T045-1CRS 006PACE	L1861755-01	Benzo(a)anthracene	0.0117	J3 J5	0.00700	1	05/22/2025 20:52	WG2521397

Calculated Results

Analyte	Result	Qualifier	Dilution	Analysis date / time	Batch
Sodium Adsorption Ratio	2.18		1	05/23/2025 10:14	WG2521441

Total Solids by Method 2540 G-2011

Analyte	Result %	Qualifier	Dilution	Analysis date / time	Batch
Total Solids	85.8		1	05/22/2025 17:46	WG2521312

Wet Chemistry by Method 7199

Analyte	Result (dry) mg/kg	Qualifier	RDL (dry) mg/kg	Dilution	Analysis date / time	Batch
Hexavalent Chromium	ND		0.233	1	05/23/2025 04:16	WG2521469

Wet Chemistry by Method 9045D

Analyte	Result su	Qualifier	Dilution	Analysis date / time	Batch
pH	7.82		1	05/23/2025 21:30	WG2522396

Sample Narrative:

L1861755-01 WG2522396: 7.82 at 19.5C

Wet Chemistry by Method 9050AMod

Analyte	Result	Units	Qualifier	RDL	Dilution	Analysis date / time	Batch
Specific Conductance	1610	umhos/cm		10.0	1	05/24/2025 13:46	WG2522399

Sample Narrative:

L1861755-01 WG2522399: at 25C

Metals (ICP) by Method 6010B-NE493 Ch 2

Analyte	Result mg/l	Qualifier	RDL mg/l	Dilution	Analysis date / time	Batch
Hot Water Sol. Boron	2.23		0.200	1	05/23/2025 20:36	WG2522196

Metals (ICPMS) by Method 6020

Analyte	Result (dry) mg/kg	Qualifier	RDL (dry) mg/kg	Dilution	Analysis date / time	Batch
Arsenic	6.25		0.117	5	05/22/2025 19:07	WG2521471
Barium	74.8		11.7	5	05/22/2025 19:07	WG2521471
Cadmium	0.268		0.117	5	05/22/2025 19:07	WG2521471
Copper	12.6		11.7	5	05/22/2025 19:07	WG2521471
Lead	31.9		11.7	5	05/22/2025 19:07	WG2521471
Nickel	ND		11.7	5	05/22/2025 19:07	WG2521471
Selenium	0.438		0.117	5	05/22/2025 19:07	WG2521471
Silver	ND		0.583	5	05/22/2025 19:07	WG2521471
Zinc	79.8		58.3	5	05/22/2025 19:07	WG2521471

Volatile Organic Compounds (GC) by Method 8015D

Analyte	Result (dry) mg/kg	Qualifier	RDL (dry) mg/kg	Dilution	Analysis date / time	Batch
TPH (GC/FID) Low Fraction	ND		0.117	1	05/22/2025 20:50	WG2520986
(S) a, a, a-Trifluorotoluene(FID)	98.5		77.0-120		05/22/2025 20:50	WG2520986



Volatile Organic Compounds (GC/MS) by Method 8260D

Analyte	Result (dry) mg/kg	Qualifier	RDL (dry) mg/kg	Dilution	Analysis date / time	Batch
Benzene	ND		0.00133	1	05/22/2025 21:54	WG2521419
Ethylbenzene	ND		0.0133	1	05/22/2025 21:54	WG2521419
Toluene	ND		0.0133	1	05/22/2025 21:54	WG2521419
1,2,4-Trimethylbenzene	ND		0.00666	1	05/22/2025 21:54	WG2521419
1,3,5-Trimethylbenzene	ND		0.00666	1	05/22/2025 21:54	WG2521419
Xylenes, Total	ND		0.133	1	05/22/2025 21:54	WG2521419
(S) Toluene-d8	100		75.0-131		05/22/2025 21:54	WG2521419
(S) 4-Bromofluorobenzene	103		67.0-138		05/22/2025 21:54	WG2521419
(S) 1,2-Dichloroethane-d4	97.9		70.0-130		05/22/2025 21:54	WG2521419

Semi-Volatile Organic Compounds (GC) by Method 8015M

Analyte	Result (dry) mg/kg	Qualifier	RDL (dry) mg/kg	Dilution	Analysis date / time	Batch
C10-C28 Diesel Range	16.6		4.66	1	05/23/2025 00:49	WG2521395
C28-C36 Motor Oil Range	44.4		4.66	1	05/23/2025 00:49	WG2521395
(S) o-Terphenyl	61.0		18.0-148		05/23/2025 00:49	WG2521395

Semi Volatile Organic Compounds (GC/MS) by Method 8270E-SIM

Analyte	Result (dry) mg/kg	Qualifier	RDL (dry) mg/kg	Dilution	Analysis date / time	Batch
Anthracene	ND		0.0385	1	05/22/2025 20:52	WG2521397
Acenaphthene	ND		0.0385	1	05/22/2025 20:52	WG2521397
Acenaphthylene	ND		0.0385	1	05/22/2025 20:52	WG2521397
Benzo(a)anthracene	0.0117	J3 J5	0.00700	1	05/22/2025 20:52	WG2521397
Benzo(a)pyrene	ND	J3 J5	0.0385	1	05/22/2025 20:52	WG2521397
Benzo(b)fluoranthene	ND	J3 J5	0.0385	1	05/22/2025 20:52	WG2521397
Benzo(g,h,i)perylene	ND		0.0385	1	05/22/2025 20:52	WG2521397
Benzo(k)fluoranthene	ND		0.0385	1	05/22/2025 20:52	WG2521397
Chrysene	ND	J3 J5	0.0385	1	05/22/2025 20:52	WG2521397
Dibenz(a,h)anthracene	ND		0.0385	1	05/22/2025 20:52	WG2521397
Fluoranthene	ND	J3 J5	0.0385	1	05/22/2025 20:52	WG2521397
Fluorene	ND		0.0385	1	05/22/2025 20:52	WG2521397
Indeno(1,2,3-cd)pyrene	ND		0.0385	1	05/22/2025 20:52	WG2521397
Naphthalene	ND		0.00350	1	05/22/2025 20:52	WG2521397
Phenanthrene	ND	J3 J5	0.0385	1	05/22/2025 20:52	WG2521397
Pyrene	ND	J3 J5	0.0385	1	05/22/2025 20:52	WG2521397
1-Methylnaphthalene	ND		0.00350	1	05/22/2025 20:52	WG2521397
2-Methylnaphthalene	ND		0.0140	1	05/22/2025 20:52	WG2521397
(S) p-Terphenyl-d14	98.1		23.0-120		05/22/2025 20:52	WG2521397
(S) Nitrobenzene-d5	98.4		14.0-149		05/22/2025 20:52	WG2521397
(S) 2-Fluorobiphenyl	98.3		34.0-125		05/22/2025 20:52	WG2521397

1 Cp

2 Tc

3 Ss

4 Cn

5 Ds

6 Sr

7 Qc

8 Gl

9 Al

10 Sc

Volatile Organic Compounds (GC/MS) by Method 8260D

Analyte	Result	Qualifier	RDL	Dilution	Analysis	Batch
	mg/l		mg/l		date / time	
Acetone	ND		0.0500	1	05/22/2025 18:54	WG2521412
Acrolein	ND		0.0500	1	05/22/2025 18:54	WG2521412
Acrylonitrile	ND		0.0100	1	05/22/2025 18:54	WG2521412
Benzene	ND		0.00100	1	05/22/2025 18:54	WG2521412
Bromobenzene	ND		0.00100	1	05/22/2025 18:54	WG2521412
Bromodichloromethane	ND		0.00100	1	05/22/2025 18:54	WG2521412
Bromoform	ND		0.00100	1	05/22/2025 18:54	WG2521412
Bromomethane	ND	<u>J4</u>	0.00500	1	05/22/2025 18:54	WG2521412
n-Butylbenzene	ND		0.00100	1	05/22/2025 18:54	WG2521412
sec-Butylbenzene	ND		0.00100	1	05/22/2025 18:54	WG2521412
tert-Butylbenzene	ND		0.00100	1	05/22/2025 18:54	WG2521412
Carbon tetrachloride	ND		0.00100	1	05/22/2025 18:54	WG2521412
Chlorobenzene	ND		0.00100	1	05/22/2025 18:54	WG2521412
Chlorodibromomethane	ND		0.00100	1	05/22/2025 18:54	WG2521412
Chloroethane	ND		0.00500	1	05/22/2025 18:54	WG2521412
Chloroform	ND		0.00500	1	05/22/2025 18:54	WG2521412
Chloromethane	ND		0.00250	1	05/22/2025 18:54	WG2521412
2-Chlorotoluene	ND		0.00100	1	05/22/2025 18:54	WG2521412
4-Chlorotoluene	ND		0.00100	1	05/22/2025 18:54	WG2521412
1,2-Dibromo-3-Chloropropane	ND		0.00500	1	05/22/2025 18:54	WG2521412
1,2-Dibromoethane	ND		0.00100	1	05/22/2025 18:54	WG2521412
Dibromomethane	ND		0.00100	1	05/22/2025 18:54	WG2521412
1,2-Dichlorobenzene	ND		0.00100	1	05/22/2025 18:54	WG2521412
1,3-Dichlorobenzene	ND		0.00100	1	05/22/2025 18:54	WG2521412
1,4-Dichlorobenzene	ND		0.00100	1	05/22/2025 18:54	WG2521412
Dichlorodifluoromethane	ND		0.00500	1	05/22/2025 18:54	WG2521412
1,1-Dichloroethane	ND		0.00100	1	05/22/2025 18:54	WG2521412
1,2-Dichloroethane	ND		0.00100	1	05/22/2025 18:54	WG2521412
1,1-Dichloroethene	ND		0.00100	1	05/22/2025 18:54	WG2521412
cis-1,2-Dichloroethene	ND		0.00100	1	05/22/2025 18:54	WG2521412
trans-1,2-Dichloroethene	ND		0.00100	1	05/22/2025 18:54	WG2521412
1,2-Dichloropropane	ND		0.00100	1	05/22/2025 18:54	WG2521412
1,1-Dichloropropene	ND		0.00100	1	05/22/2025 18:54	WG2521412
1,3-Dichloropropane	ND		0.00100	1	05/22/2025 18:54	WG2521412
cis-1,3-Dichloropropene	ND		0.00100	1	05/22/2025 18:54	WG2521412
trans-1,3-Dichloropropene	ND		0.00100	1	05/22/2025 18:54	WG2521412
2,2-Dichloropropane	ND		0.00100	1	05/22/2025 18:54	WG2521412
Di-isopropyl ether	ND		0.00100	1	05/22/2025 18:54	WG2521412
Ethylbenzene	ND		0.00100	1	05/22/2025 18:54	WG2521412
Hexachloro-1,3-butadiene	ND		0.00100	1	05/22/2025 18:54	WG2521412
Isopropylbenzene	ND		0.00100	1	05/22/2025 18:54	WG2521412
p-Isopropyltoluene	ND		0.00100	1	05/22/2025 18:54	WG2521412
2-Butanone (MEK)	ND		0.0100	1	05/22/2025 18:54	WG2521412
Methylene Chloride	ND		0.00500	1	05/22/2025 18:54	WG2521412
4-Methyl-2-pentanone (MIBK)	ND		0.0100	1	05/22/2025 18:54	WG2521412
Methyl tert-butyl ether	ND		0.00100	1	05/22/2025 18:54	WG2521412
Naphthalene	ND		0.00500	1	05/22/2025 18:54	WG2521412
n-Propylbenzene	ND		0.00100	1	05/22/2025 18:54	WG2521412
Styrene	ND		0.00100	1	05/22/2025 18:54	WG2521412
1,1,1,2-Tetrachloroethane	ND		0.00100	1	05/22/2025 18:54	WG2521412
1,1,2,2-Tetrachloroethane	ND		0.00100	1	05/22/2025 18:54	WG2521412
1,1,2-Trichlorotrifluoroethane	ND		0.00100	1	05/22/2025 18:54	WG2521412
Tetrachloroethene	ND		0.00100	1	05/22/2025 18:54	WG2521412
Toluene	ND		0.00100	1	05/22/2025 18:54	WG2521412
1,2,3-Trichlorobenzene	ND		0.00100	1	05/22/2025 18:54	WG2521412
1,2,4-Trichlorobenzene	ND		0.00100	1	05/22/2025 18:54	WG2521412

1 Cp

2 Tc

3 Ss

4 Cn

5 Ds

6 Sr

7 Qc

8 Gl

9 Al

10 Sc

Volatile Organic Compounds (GC/MS) by Method 8260D

Analyte	Result mg/l	Qualifier	RDL mg/l	Dilution	Analysis date / time	Batch
1,1,1-Trichloroethane	ND		0.00100	1	05/22/2025 18:54	WG2521412
1,1,2-Trichloroethane	ND		0.00100	1	05/22/2025 18:54	WG2521412
Trichloroethene	ND		0.00100	1	05/22/2025 18:54	WG2521412
Trichlorofluoromethane	ND		0.00500	1	05/22/2025 18:54	WG2521412
1,2,3-Trichloropropane	ND		0.00250	1	05/22/2025 18:54	WG2521412
1,2,4-Trimethylbenzene	ND		0.00100	1	05/22/2025 18:54	WG2521412
1,2,3-Trimethylbenzene	ND		0.00100	1	05/22/2025 18:54	WG2521412
1,3,5-Trimethylbenzene	ND		0.00100	1	05/22/2025 18:54	WG2521412
Vinyl chloride	ND		0.00100	1	05/22/2025 18:54	WG2521412
Xylenes, Total	ND		0.00300	1	05/22/2025 18:54	WG2521412
(S) Toluene-d8	108		80.0-120		05/22/2025 18:54	WG2521412
(S) 4-Bromofluorobenzene	95.4		77.0-126		05/22/2025 18:54	WG2521412
(S) 1,2-Dichloroethane-d4	96.0		70.0-130		05/22/2025 18:54	WG2521412

1 Cp

2 Tc

3 Ss

4 Cn

5 Ds

6 Sr

7 Qc

8 Gl

9 Al

10 Sc

Method Blank (MB)

(MB) R4219340-1 05/22/25 17:46

Analyte	MB Result %	MB Qualifier	MB MDL %	MB RDL %
Total Solids	0.00100			

¹Cp

²Tc

³Ss

L1861755-01 Original Sample (OS) • Duplicate (DUP)

(OS) L1861755-01 05/22/25 17:46 • (DUP) R4219340-3 05/22/25 17:46

Analyte	Original Result %	DUP Result %	Dilution	DUP RPD %	DUP Qualifier	DUP RPD Limits
Total Solids	85.8	85.2	1	0.666		10

⁴Cn

⁵Ds

Laboratory Control Sample (LCS)

(LCS) R4219340-2 05/22/25 17:46

Analyte	Spike Amount %	LCS Result %	LCS Rec. %	Rec. Limits %	LCS Qualifier
Total Solids	50.0	50.0	100	90.0-110	

⁶Sr

⁷Qc

⁸Gl

⁹Al

¹⁰Sc

Method Blank (MB)

(MB) R4219397-1 05/22/25 23:38

Analyte	MB Result	MB Qualifier	MB MDL	MB RDL
Hexavalent Chromium	U		0.200	0.200

¹Cp

²Tc

³Ss

⁴Cn

⁵Ds

⁶Sr

⁷Qc

⁸Gl

⁹Al

¹⁰Sc

L1861347-01 Original Sample (OS) • Duplicate (DUP)

(OS) L1861347-01 05/23/25 08:34 • (DUP) R4219397-2 05/23/25 00:04

Analyte	Original Result	DUP Result	Dilution	DUP RPD	DUP Qualifier	DUP RPD Limits
Hexavalent Chromium	ND	ND	1	0.000		20

L1861350-03 Original Sample (OS) • Duplicate (DUP)

(OS) L1861350-03 05/23/25 01:43 • (DUP) R4219397-7 05/23/25 01:52

Analyte	Original Result	DUP Result	Dilution	DUP RPD	DUP Qualifier	DUP RPD Limits
Hexavalent Chromium	ND	ND	1	0.000		20

Laboratory Control Sample (LCS)

(LCS) R4219397-9 05/23/25 09:42

Analyte	Spike Amount	LCS Result	LCS Rec.	Rec. Limits	LCS Qualifier
Hexavalent Chromium	10.0	10.0	100	80.0-120	

L1861350-01 Original Sample (OS) • Matrix Spike (MS) • Matrix Spike Duplicate (MSD)

(OS) L1861350-01 05/23/25 00:31 • (MS) R4219397-3 05/23/25 00:40 • (MSD) R4219397-4 05/23/25 00:49

Analyte	Spike Amount	Original Result	MS Result	MSD Result	MS Rec.	MSD Rec.	Dilution	Rec. Limits	MS Qualifier	MSD Qualifier	RPD	RPD Limits
Hexavalent Chromium	20.0	ND	13.8	13.4	69.2	66.9	1	75.0-125	<u>J6</u>	<u>J6</u>	3.36	20

L1861350-01 Original Sample (OS) • Matrix Spike (MS)

(OS) L1861350-01 05/23/25 00:31 • (MS) R4219397-5 05/23/25 00:58

Analyte	Spike Amount	Original Result	MS Result	MS Rec.	Dilution	Rec. Limits	MS Qualifier
Hexavalent Chromium	631	ND	495	78.5	50	75.0-125	

L1859130-03 Original Sample (OS) • Duplicate (DUP)

(OS) L1859130-03 05/23/25 21:30 • (DUP) R4219899-2 05/23/25 21:30

Analyte	Original Result	DUP Result	Dilution	DUP RPD	DUP Qualifier	DUP RPD Limits
	su	su		%		%
pH	7.00	6.97	1	0.429		1

Sample Narrative:

OS: 7 at 20.7C
DUP: 6.97 at 21C

L1861755-01 Original Sample (OS) • Duplicate (DUP)

(OS) L1861755-01 05/23/25 21:30 • (DUP) R4219899-3 05/23/25 21:30

Analyte	Original Result	DUP Result	Dilution	DUP RPD	DUP Qualifier	DUP RPD Limits
	su	su		%		%
pH	7.82	7.84	1	0.255		1

Sample Narrative:

OS: 7.82 at 19.5C
DUP: 7.84 at 20C

Laboratory Control Sample (LCS)

(LCS) R4219899-1 05/23/25 21:30

Analyte	Spike Amount	LCS Result	LCS Rec.	Rec. Limits	LCS Qualifier
	su	su	%	%	
pH	10.0	10.0	100	99.0-101	

Sample Narrative:

LCS: 10.01 at 20.4C



Method Blank (MB)

(MB) R4220101-1 05/24/25 13:46

Analyte	MB Result	MB Qualifier	MB MDL	MB RDL
Specific Conductance	U		10.0	10.0

Sample Narrative:

BLANK: at 25C

L1859130-03 Original Sample (OS) • Duplicate (DUP)

(OS) L1859130-03 05/24/25 13:46 • (DUP) R4220101-3 05/24/25 13:46

Analyte	Original Result	DUP Result	Dilution	DUP RPD	DUP Qualifier	DUP RPD Limits
Specific Conductance	ND	48.0	1	0.208		20

Sample Narrative:

OS: at 25C
DUP: at 25C

L1861755-01 Original Sample (OS) • Duplicate (DUP)

(OS) L1861755-01 05/24/25 13:46 • (DUP) R4220101-4 05/24/25 13:46

Analyte	Original Result	DUP Result	Dilution	DUP RPD	DUP Qualifier	DUP RPD Limits
Specific Conductance	1610	1610	1	0.0622		20

Sample Narrative:

OS: at 25C
DUP: at 25C

Laboratory Control Sample (LCS)

(LCS) R4220101-2 05/24/25 13:46

Analyte	Spike Amount	LCS Result	LCS Rec.	Rec. Limits	LCS Qualifier
Specific Conductance	581	593	102	90.0-110	

Sample Narrative:

LCS: at 25C



Method Blank (MB)

(MB) R4219853-1 05/23/25 20:31

Analyte	MB Result mg/l	MB Qualifier	MB MDL mg/l	MB RDL mg/l
Hot Water Sol. Boron	U		0.0167	0.200

Laboratory Control Sample (LCS) • Laboratory Control Sample Duplicate (LCSD)

(LCS) R4219853-2 05/23/25 20:33 • (LCSD) R4219853-3 05/23/25 20:35

Analyte	Spike Amount mg/l	LCS Result mg/l	LCSD Result mg/l	LCS Rec. %	LCSD Rec. %	Rec. Limits %	LCS Qualifier	LCSD Qualifier	RPD %	RPD Limits %
Hot Water Sol. Boron	1.00	1.03	1.04	103	104	80.0-120			0.853	20

- ¹Cp
- ²Tc
- ³Ss
- ⁴Cn
- ⁵Ds
- ⁶Sr
- ⁷Qc
- ⁸Gl
- ⁹Al
- ¹⁰Sc

Method Blank (MB)

(MB) R4219145-1 05/22/25 19:01

Analyte	MB Result mg/kg	MB Qualifier	MB MDL mg/kg	MB RDL mg/kg
Arsenic	U		0.100	0.100
Barium	U		10.0	10.0
Cadmium	U		0.100	0.100
Copper	U		10.0	10.0
Lead	U		10.0	10.0
Nickel	U		10.0	10.0
Selenium	U		0.100	0.100
Silver	U		0.500	0.500
Zinc	U		50.0	50.0

¹Cp

²Tc

³Ss

⁴Cn

⁵Ds

⁶Sr

⁷Qc

⁸Gl

⁹Al

¹⁰Sc

Laboratory Control Sample (LCS)

(LCS) R4219145-7 05/22/25 19:36

Analyte	Spike Amount mg/kg	LCS Result mg/kg	LCS Rec. %	Rec. Limits %	LCS Qualifier
Arsenic	100	96.5	96.5	80.0-120	
Barium	100	97.7	97.7	80.0-120	
Cadmium	100	106	106	80.0-120	
Copper	100	99.4	99.4	80.0-120	
Lead	100	101	101	80.0-120	
Nickel	100	104	104	80.0-120	
Selenium	100	96.2	96.2	80.0-120	
Silver	20.0	19.9	99.5	80.0-120	
Zinc	100	99.6	99.6	80.0-120	

L1861755-01 Original Sample (OS) • Matrix Spike (MS) • Matrix Spike Duplicate (MSD)

(OS) L1861755-01 05/22/25 19:07 • (MS) R4219145-5 05/22/25 19:17 • (MSD) R4219145-6 05/22/25 19:20

Analyte	Spike Amount (dry) mg/kg	Original Result (dry) mg/kg	MS Result (dry) mg/kg	MSD Result (dry) mg/kg	MS Rec. %	MSD Rec. %	Dilution	Rec. Limits %	MS Qualifier	MSD Qualifier	RPD %	RPD Limits %
Arsenic	117	6.25	116	113	94.0	91.7	5	75.0-125			2.38	20
Barium	117	74.8	186	194	95.3	102	5	75.0-125			4.06	20
Cadmium	117	0.268	122	118	104	101	5	75.0-125			3.50	20
Copper	117	12.6	126	121	97.6	92.8	5	75.0-125			4.48	20
Lead	117	31.9	148	1210	99.3	1010	5	75.0-125		J3 J5	156	20
Nickel	117	ND	125	121	107	104	5	75.0-125			3.33	20
Selenium	117	0.438	108	106	91.9	90.3	5	75.0-125			1.75	20
Silver	23.3	ND	23.3	22.5	99.8	96.6	5	75.0-125			3.18	20

L1861755-01 Original Sample (OS) • Matrix Spike (MS) • Matrix Spike Duplicate (MSD)

(OS) L1861755-01 05/22/25 19:07 • (MS) R4219145-5 05/22/25 19:17 • (MSD) R4219145-6 05/22/25 19:20

Analyte	Spike Amount (dry) mg/kg	Original Result (dry) mg/kg	MS Result (dry) mg/kg	MSD Result (dry) mg/kg	MS Rec. %	MSD Rec. %	Dilution	Rec. Limits %	MS Qualifier	MSD Qualifier	RPD %	RPD Limits %
Zinc	117	79.8	190	610	94.5	455	5	75.0-125		<u>J3 J5</u>	105	20

¹Cp

²Tc

³Ss

⁴Cn

⁵Ds

⁶Sr

⁷Qc

⁸Gl

⁹Al

¹⁰Sc

Method Blank (MB)

(MB) R4219214-2 05/22/25 16:17

Analyte	MB Result mg/kg	MB Qualifier	MB MDL mg/kg	MB RDL mg/kg
TPH (GC/FID) Low Fraction	U		0.0800	0.100
^(S) a,a,a-Trifluorotoluene(FID)	101			77.0-120

Laboratory Control Sample (LCS) • Laboratory Control Sample Duplicate (LCSD)

(LCS) R4219214-1 05/22/25 15:06 • (LCSD) R4219214-3 05/22/25 19:01

Analyte	Spike Amount mg/kg	LCS Result mg/kg	LCSD Result mg/kg	LCS Rec. %	LCSD Rec. %	Rec. Limits %	LCS Qualifier	LCSD Qualifier	RPD %	RPD Limits %
TPH (GC/FID) Low Fraction	5.00	4.83	4.26	96.6	85.2	72.0-127			12.5	20
^(S) a,a,a-Trifluorotoluene(FID)				107	109	77.0-120				

¹ Cp

² Tc

³ Ss

⁴ Cn

⁵ Ds

⁶ Sr

⁷ Qc

⁸ Gl

⁹ Al

¹⁰ Sc

Method Blank (MB)

(MB) R4219228-2 05/22/25 13:52

Analyte	MB Result mg/l	MB Qualifier	MB MDL mg/l	MB RDL mg/l
Acetone	U		0.0113	0.0500
Acrolein	U		0.00254	0.0500
Acrylonitrile	U		0.000671	0.0100
Benzene	U		0.0000941	0.00100
Bromobenzene	U		0.000118	0.00100
Bromodichloromethane	U		0.000136	0.00100
Bromoform	U		0.000129	0.00100
Bromomethane	U		0.000605	0.00500
n-Butylbenzene	U		0.000157	0.00100
sec-Butylbenzene	U		0.000125	0.00100
tert-Butylbenzene	U		0.000127	0.00100
Carbon tetrachloride	U		0.000128	0.00100
Chlorobenzene	U		0.000116	0.00100
Chlorodibromomethane	U		0.000140	0.00100
Chloroethane	U		0.000192	0.00500
Chloroform	U		0.000111	0.00500
Chloromethane	U		0.000960	0.00250
2-Chlorotoluene	U		0.000106	0.00100
4-Chlorotoluene	U		0.000114	0.00100
1,2-Dibromo-3-Chloropropane	U		0.000276	0.00500
1,2-Dibromoethane	U		0.000126	0.00100
Dibromomethane	U		0.000122	0.00100
1,2-Dichlorobenzene	U		0.000107	0.00100
1,3-Dichlorobenzene	U		0.000110	0.00100
1,4-Dichlorobenzene	U		0.000120	0.00100
Dichlorodifluoromethane	U		0.000374	0.00500
1,1-Dichloroethane	U		0.000100	0.00100
1,2-Dichloroethane	U		0.0000819	0.00100
1,1-Dichloroethene	U		0.000188	0.00100
cis-1,2-Dichloroethene	U		0.000126	0.00100
trans-1,2-Dichloroethene	U		0.000149	0.00100
1,2-Dichloropropane	U		0.000149	0.00100
1,1-Dichloropropene	U		0.000142	0.00100
1,3-Dichloropropane	U		0.000110	0.00100
cis-1,3-Dichloropropene	U		0.000111	0.00100
trans-1,3-Dichloropropene	U		0.000118	0.00100
2,2-Dichloropropane	U		0.000161	0.00100
Di-isopropyl ether	U		0.000105	0.00100
Ethylbenzene	U		0.000137	0.00100
Hexachloro-1,3-butadiene	U		0.000337	0.00100

¹Cp

²Tc

³Ss

⁴Cn

⁵Ds

⁶Sr

⁷Qc

⁸Gl

⁹Al

¹⁰Sc

Method Blank (MB)

(MB) R4219228-2 05/22/25 13:52

Analyte	MB Result mg/l	MB Qualifier	MB MDL mg/l	MB RDL mg/l
Isopropylbenzene	U		0.000105	0.00100
p-Isopropyltoluene	U		0.000120	0.00100
2-Butanone (MEK)	U		0.00119	0.0100
Methylene Chloride	U		0.000430	0.00500
4-Methyl-2-pentanone (MIBK)	U		0.000478	0.0100
Methyl tert-butyl ether	U		0.000101	0.00100
Naphthalene	U		0.00100	0.00500
n-Propylbenzene	U		0.0000993	0.00100
Styrene	U		0.000118	0.00100
1,1,1,2-Tetrachloroethane	U		0.000147	0.00100
1,1,2,2-Tetrachloroethane	U		0.000133	0.00100
1,1,2-Trichlorotrifluoroethane	U		0.000180	0.00100
Tetrachloroethene	U		0.000300	0.00100
Toluene	U		0.000278	0.00100
1,2,3-Trichlorobenzene	U		0.000230	0.00100
1,2,4-Trichlorobenzene	U		0.000481	0.00100
1,1,1-Trichloroethane	U		0.000149	0.00100
1,1,2-Trichloroethane	U		0.000158	0.00100
Trichloroethene	U		0.000190	0.00100
Trichlorofluoromethane	U		0.000160	0.00500
1,2,3-Trichloropropane	U		0.000237	0.00250
1,2,4-Trimethylbenzene	U		0.000322	0.00100
1,2,3-Trimethylbenzene	U		0.000104	0.00100
1,3,5-Trimethylbenzene	U		0.000104	0.00100
Vinyl chloride	U		0.000234	0.00100
Xylenes, Total	U		0.000174	0.00300
<i>(S) Toluene-d8</i>	107			80.0-120
<i>(S) 4-Bromofluorobenzene</i>	94.4			77.0-126
<i>(S) 1,2-Dichloroethane-d4</i>	100			70.0-130

¹Cp

²Tc

³Ss

⁴Cn

⁵Ds

⁶Sr

⁷Qc

⁸Gl

⁹Al

¹⁰Sc

Laboratory Control Sample (LCS)

(LCS) R4219228-1 05/22/25 13:09

Analyte	Spike Amount mg/l	LCS Result mg/l	LCS Rec. %	Rec. Limits %	LCS Qualifier
Acetone	0.0250	0.0224	89.6	19.0-160	
Acrolein	0.0250	0.0305	122	10.0-160	
Acrylonitrile	0.0250	0.0247	98.8	55.0-149	
Benzene	0.00500	0.00483	96.6	70.0-123	

Laboratory Control Sample (LCS)

(LCS) R4219228-1 05/22/25 13:09

Analyte	Spike Amount mg/l	LCS Result mg/l	LCS Rec. %	Rec. Limits %	<u>LCS Qualifier</u>
Bromobenzene	0.00500	0.00487	97.4	73.0-121	
Bromodichloromethane	0.00500	0.00476	95.2	75.0-120	
Bromoform	0.00500	0.00525	105	68.0-132	
Bromomethane	0.00500	0.0101	202	10.0-160	J4
n-Butylbenzene	0.00500	0.00501	100	73.0-125	
sec-Butylbenzene	0.00500	0.00522	104	75.0-125	
tert-Butylbenzene	0.00500	0.00519	104	76.0-124	
Carbon tetrachloride	0.00500	0.00504	101	68.0-126	
Chlorobenzene	0.00500	0.00538	108	80.0-121	
Chlorodibromomethane	0.00500	0.00543	109	77.0-125	
Chloroethane	0.00500	0.00688	138	47.0-150	
Chloroform	0.00500	0.00478	95.6	73.0-120	
Chloromethane	0.00500	0.00666	133	41.0-142	
2-Chlorotoluene	0.00500	0.00514	103	76.0-123	
4-Chlorotoluene	0.00500	0.00499	99.8	75.0-122	
1,2-Dibromo-3-Chloropropane	0.00500	0.00514	103	58.0-134	
1,2-Dibromoethane	0.00500	0.00549	110	80.0-122	
Dibromomethane	0.00500	0.00482	96.4	80.0-120	
1,2-Dichlorobenzene	0.00500	0.00546	109	79.0-121	
1,3-Dichlorobenzene	0.00500	0.00553	111	79.0-120	
1,4-Dichlorobenzene	0.00500	0.00537	107	79.0-120	
Dichlorodifluoromethane	0.00500	0.00614	123	51.0-149	
1,1-Dichloroethane	0.00500	0.00484	96.8	70.0-126	
1,2-Dichloroethane	0.00500	0.00489	97.8	70.0-128	
1,1-Dichloroethene	0.00500	0.00520	104	71.0-124	
cis-1,2-Dichloroethene	0.00500	0.00526	105	73.0-120	
trans-1,2-Dichloroethene	0.00500	0.00519	104	73.0-120	
1,2-Dichloropropane	0.00500	0.00498	99.6	77.0-125	
1,1-Dichloropropene	0.00500	0.00490	98.0	74.0-126	
1,3-Dichloropropane	0.00500	0.00540	108	80.0-120	
cis-1,3-Dichloropropene	0.00500	0.00453	90.6	80.0-123	
trans-1,3-Dichloropropene	0.00500	0.00479	95.8	78.0-124	
2,2-Dichloropropane	0.00500	0.00418	83.6	58.0-130	
Di-isopropyl ether	0.00500	0.00464	92.8	58.0-138	
Ethylbenzene	0.00500	0.00540	108	79.0-123	
Hexachloro-1,3-butadiene	0.00500	0.00583	117	54.0-138	
Isopropylbenzene	0.00500	0.00517	103	76.0-127	
p-Isopropyltoluene	0.00500	0.00516	103	76.0-125	
2-Butanone (MEK)	0.0250	0.0240	96.0	44.0-160	
Methylene Chloride	0.00500	0.00501	100	67.0-120	

1 Cp

2 Tc

3 Ss

4 Cn

5 Ds

6 Sr

7 Qc

8 Gl

9 Al

10 Sc

Laboratory Control Sample (LCS)

(LCS) R4219228-1 05/22/25 13:09

Analyte	Spike Amount mg/l	LCS Result mg/l	LCS Rec. %	Rec. Limits %	<u>LCS Qualifier</u>
4-Methyl-2-pentanone (MIBK)	0.0250	0.0256	102	68.0-142	
Methyl tert-butyl ether	0.00500	0.00451	90.2	68.0-125	
Naphthalene	0.00500	0.00472	94.4	54.0-135	
n-Propylbenzene	0.00500	0.00506	101	77.0-124	
Styrene	0.00500	0.00492	98.4	73.0-130	
1,1,1,2-Tetrachloroethane	0.00500	0.00556	111	75.0-125	
1,1,2,2-Tetrachloroethane	0.00500	0.00495	99.0	65.0-130	
1,1,2-Trichlorotrifluoroethane	0.00500	0.00580	116	69.0-132	
Tetrachloroethene	0.00500	0.00579	116	72.0-132	
Toluene	0.00500	0.00538	108	79.0-120	
1,2,3-Trichlorobenzene	0.00500	0.00535	107	50.0-138	
1,2,4-Trichlorobenzene	0.00500	0.00559	112	57.0-137	
1,1,1-Trichloroethane	0.00500	0.00524	105	73.0-124	
1,1,2-Trichloroethane	0.00500	0.00523	105	80.0-120	
Trichloroethene	0.00500	0.00564	113	78.0-124	
Trichlorofluoromethane	0.00500	0.00535	107	59.0-147	
1,2,3-Trichloropropane	0.00500	0.00593	119	73.0-130	
1,2,4-Trimethylbenzene	0.00500	0.00497	99.4	76.0-121	
1,2,3-Trimethylbenzene	0.00500	0.00489	97.8	77.0-120	
1,3,5-Trimethylbenzene	0.00500	0.00521	104	76.0-122	
Vinyl chloride	0.00500	0.00526	105	67.0-131	
Xylenes, Total	0.0150	0.0160	107	79.0-123	
<i>(S) Toluene-d8</i>			108	80.0-120	
<i>(S) 4-Bromofluorobenzene</i>			92.6	77.0-126	
<i>(S) 1,2-Dichloroethane-d4</i>			98.8	70.0-130	

¹ Cp

² Tc

³ Ss

⁴ Cn

⁵ Ds

⁶ Sr

⁷ Qc

⁸ Gl

⁹ Al

¹⁰ Sc

Method Blank (MB)

(MB) R4219346-3 05/22/25 17:18

Analyte	MB Result	MB Qualifier	MB MDL	MB RDL
	mg/kg		mg/kg	mg/kg
Benzene	U		0.00100	0.00100
Ethylbenzene	U		0.0100	0.0100
Toluene	U		0.0100	0.0100
1,2,4-Trimethylbenzene	U		0.00500	0.00500
1,3,5-Trimethylbenzene	U		0.00500	0.00500
Xylenes, Total	U		0.100	0.100
(S) Toluene-d8	101			75.0-131
(S) 4-Bromofluorobenzene	99.3			67.0-138
(S) 1,2-Dichloroethane-d4	95.1			70.0-130

Laboratory Control Sample (LCS) • Laboratory Control Sample Duplicate (LCSD)

(LCS) R4219346-1 05/22/25 15:42 • (LCSD) R4219346-2 05/22/25 16:01

Analyte	Spike Amount	LCS Result	LCSD Result	LCS Rec.	LCSD Rec.	Rec. Limits	LCS Qualifier	LCSD Qualifier	RPD	RPD Limits
	mg/kg	mg/kg	mg/kg	%	%	%			%	%
Benzene	0.125	0.117	0.115	93.6	92.0	70.0-123			1.72	20
Ethylbenzene	0.125	0.120	0.115	96.0	92.0	74.0-126			4.26	20
Toluene	0.125	0.110	0.107	88.0	85.6	75.0-121			2.76	20
1,2,4-Trimethylbenzene	0.125	0.121	0.114	96.8	91.2	70.0-126			5.96	20
1,3,5-Trimethylbenzene	0.125	0.111	0.107	88.8	85.6	73.0-127			3.67	20
Xylenes, Total	0.375	0.355	0.350	94.7	93.3	72.0-127			1.42	20
(S) Toluene-d8				100	98.8	75.0-131				
(S) 4-Bromofluorobenzene				100	103	67.0-138				
(S) 1,2-Dichloroethane-d4				97.6	101	70.0-130				

¹ Cp

² Tc

³ Ss

⁴ Cn

⁵ Ds

⁶ Sr

⁷ Qc

⁸ Gl

⁹ Al

¹⁰ Sc

Method Blank (MB)

(MB) R4219250-1 05/23/25 00:23

Analyte	MB Result mg/kg	MB Qualifier	MB MDL mg/kg	MB RDL mg/kg
C10-C28 Diesel Range	U		1.61	4.00
C28-C36 Motor Oil Range	0.411	↓	0.274	4.00
(S) o-Terphenyl	65.2			18.0-148

Laboratory Control Sample (LCS)

(LCS) R4219250-2 05/23/25 00:36

Analyte	Spike Amount mg/kg	LCS Result mg/kg	LCS Rec. %	Rec. Limits %	LCS Qualifier
C10-C28 Diesel Range	50.0	35.0	70.0	50.0-150	
(S) o-Terphenyl			80.8	18.0-148	

L1861755-01 Original Sample (OS) • Matrix Spike (MS) • Matrix Spike Duplicate (MSD)

(OS) L1861755-01 05/23/25 00:49 • (MS) R4219250-3 05/23/25 01:02 • (MSD) R4219250-4 05/23/25 01:15

Analyte	Spike Amount (dry) mg/kg	Original Result (dry) mg/kg	MS Result (dry) mg/kg	MSD Result (dry) mg/kg	MS Rec. %	MSD Rec. %	Dilution	Rec. Limits %	MS Qualifier	MSD Qualifier	RPD %	RPD Limits %
C10-C28 Diesel Range	56.7	16.6	50.7	45.6	60.3	50.9	1	50.0-150			10.7	20
(S) o-Terphenyl					69.1	58.9		18.0-148				

1 Cp

2 Tc

3 Ss

4 Cn

5 Ds

6 Sr

7 Qc

8 Gl

9 Al

10 Sc

Method Blank (MB)

(MB) R4219196-2 05/22/25 20:35

Analyte	MB Result mg/kg	MB Qualifier	MB MDL mg/kg	MB RDL mg/kg
Anthracene	U		0.0330	0.0330
Acenaphthene	U		0.0330	0.0330
Acenaphthylene	U		0.0330	0.0330
Benzo(a)anthracene	U		0.00600	0.00600
Benzo(a)pyrene	U		0.0330	0.0330
Benzo(b)fluoranthene	U		0.0330	0.0330
Benzo(g,h,i)perylene	U		0.0330	0.0330
Benzo(k)fluoranthene	U		0.0330	0.0330
Chrysene	U		0.0330	0.0330
Dibenz(a,h)anthracene	U		0.0330	0.0330
Fluoranthene	U		0.0330	0.0330
Fluorene	U		0.0330	0.0330
Indeno(1,2,3-cd)pyrene	U		0.0330	0.0330
Naphthalene	U		0.00300	0.00300
Phenanthrene	U		0.0330	0.0330
Pyrene	U		0.0330	0.0330
1-Methylnaphthalene	U		0.00300	0.00300
2-Methylnaphthalene	U		0.0120	0.0120
<i>(S) p-Terphenyl-d14</i>	105			23.0-120
<i>(S) Nitrobenzene-d5</i>	105			14.0-149
<i>(S) 2-Fluorobiphenyl</i>	107			34.0-125



Laboratory Control Sample (LCS)

(LCS) R4219196-1 05/22/25 20:17

Analyte	Spike Amount mg/kg	LCS Result mg/kg	LCS Rec. %	Rec. Limits %	LCS Qualifier
Anthracene	0.0800	0.0816	102	50.0-126	
Acenaphthene	0.0800	0.0705	88.1	50.0-120	
Acenaphthylene	0.0800	0.0814	102	50.0-120	
Benzo(a)anthracene	0.0800	0.0837	105	45.0-120	
Benzo(a)pyrene	0.0800	0.0626	78.3	42.0-120	
Benzo(b)fluoranthene	0.0800	0.0719	89.9	42.0-121	
Benzo(g,h,i)perylene	0.0800	0.0695	86.9	45.0-125	
Benzo(k)fluoranthene	0.0800	0.0704	88.0	49.0-125	
Chrysene	0.0800	0.0805	101	49.0-122	
Dibenz(a,h)anthracene	0.0800	0.0751	93.9	47.0-125	
Fluoranthene	0.0800	0.0937	117	49.0-129	
Fluorene	0.0800	0.0833	104	49.0-120	

Laboratory Control Sample (LCS)

(LCS) R4219196-1 05/22/25 20:17

Analyte	Spike Amount mg/kg	LCS Result mg/kg	LCS Rec. %	Rec. Limits %	<u>LCS Qualifier</u>
Indeno(1,2,3-cd)pyrene	0.0800	0.0764	95.5	46.0-125	
Naphthalene	0.0800	0.0717	89.6	50.0-120	
Phenanthrene	0.0800	0.0770	96.3	47.0-120	
Pyrene	0.0800	0.0732	91.5	43.0-123	
1-Methylnaphthalene	0.0800	0.0821	103	51.0-121	
2-Methylnaphthalene	0.0800	0.0769	96.1	50.0-120	
<i>(S) p-Terphenyl-d14</i>			110	23.0-120	
<i>(S) Nitrobenzene-d5</i>			116	14.0-149	
<i>(S) 2-Fluorobiphenyl</i>			115	34.0-125	

L1861755-01 Original Sample (OS) • Matrix Spike (MS) • Matrix Spike Duplicate (MSD)

(OS) L1861755-01 05/22/25 20:52 • (MS) R4219196-3 05/22/25 21:09 • (MSD) R4219196-4 05/22/25 21:27

Analyte	Spike Amount (dry) mg/kg	Original Result (dry) mg/kg	MS Result (dry) mg/kg	MSD Result (dry) mg/kg	MS Rec. %	MSD Rec. %	Dilution	Rec. Limits %	<u>MS Qualifier</u>	<u>MSD Qualifier</u>	RPD %	RPD Limits %
Anthracene	0.0933	ND	0.0848	0.0952	90.9	105	1	10.0-145			11.5	30
Acenaphthene	0.0933	ND	0.0716	0.0687	76.8	75.5	1	14.0-127			4.16	27
Acenaphthylene	0.0933	ND	0.0830	0.0756	89.0	83.1	1	21.0-124			9.41	25
Benzo(a)anthracene	0.0933	0.0117	0.0891	0.143	83.0	145	1	10.0-139	<u>J3 J5</u>		46.7	30
Benzo(a)pyrene	0.0933	ND	0.0838	0.131	89.9	144	1	10.0-141	<u>J3 J5</u>		43.6	31
Benzo(b)fluoranthene	0.0933	ND	0.0877	0.150	94.0	165	1	10.0-140	<u>J3 J5</u>		52.7	36
Benzo(g,h,i)perylene	0.0933	ND	0.0807	0.105	86.5	116	1	10.0-140			26.6	33
Benzo(k)fluoranthene	0.0933	ND	0.0753	0.0911	80.7	100	1	10.0-137			18.9	31
Chrysene	0.0933	ND	0.0921	0.147	98.8	162	1	10.0-145	<u>J3 J5</u>		45.9	30
Dibenz(a,h)anthracene	0.0933	ND	0.0763	0.0771	81.8	84.7	1	10.0-132			1.06	31
Fluoranthene	0.0933	ND	0.107	0.232	115	255	1	10.0-153	<u>J3 J5</u>		73.7	33
Fluorene	0.0933	ND	0.0830	0.0834	89.0	91.7	1	11.0-130			0.420	29
Indeno(1,2,3-cd)pyrene	0.0933	ND	0.0840	0.112	90.0	123	1	10.0-137			28.9	32
Naphthalene	0.0933	ND	0.0735	0.0675	78.8	74.2	1	10.0-135			8.44	27
Phenanthrene	0.0933	ND	0.0802	0.138	86.0	151	1	10.0-144	<u>J3 J5</u>		52.7	31
Pyrene	0.0933	ND	0.0828	0.159	88.8	174	1	10.0-148	<u>J3 J5</u>		62.8	35
1-Methylnaphthalene	0.0933	ND	0.0836	0.0749	89.6	82.3	1	10.0-142			11.0	28
2-Methylnaphthalene	0.0933	ND	0.0787	0.0740	84.4	81.4	1	10.0-137			6.11	28
<i>(S) p-Terphenyl-d14</i>					94.4	87.2		23.0-120				
<i>(S) Nitrobenzene-d5</i>					105	101		14.0-149				
<i>(S) 2-Fluorobiphenyl</i>					98.8	93.4		34.0-125				

1 Cp

2 Tc

3 Ss

4 Cn

5 Ds

6 Sr

7 Qc

8 Gl

9 Al

10 Sc

GLOSSARY OF TERMS

Guide to Reading and Understanding Your Laboratory Report

The information below is designed to better explain the various terms used in your report of analytical results from the Laboratory. This is not intended as a comprehensive explanation, and if you have additional questions please contact your project representative.

Results Disclaimer - Information that may be provided by the customer, and contained within this report, include Permit Limits, Project Name, Sample ID, Sample Matrix, Sample Preservation, Field Blanks, Field Spikes, Field Duplicates, On-Site Data, Sampling Collection Dates/Times, and Sampling Location. Results relate to the accuracy of this information provided, and as the samples are received.

Abbreviations and Definitions

(dry)	Results are reported based on the dry weight of the sample. [this will only be present on a dry report basis for soils].
MDL	Method Detection Limit.
ND	Not detected at the Reporting Limit (or MDL where applicable).
RDL	Reported Detection Limit.
RDL (dry)	Reported Detection Limit.
Rec.	Recovery.
RPD	Relative Percent Difference.
SDG	Sample Delivery Group.
(S)	Surrogate (Surrogate Standard) - Analytes added to every blank, sample, Laboratory Control Sample/Duplicate and Matrix Spike/Duplicate; used to evaluate analytical efficiency by measuring recovery. Surrogates are not expected to be detected in all environmental media.
U	Not detected at the Reporting Limit (or MDL where applicable).
Analyte	The name of the particular compound or analysis performed. Some Analyses and Methods will have multiple analytes reported.
Dilution	If the sample matrix contains an interfering material, the sample preparation volume or weight values differ from the standard, or if concentrations of analytes in the sample are higher than the highest limit of concentration that the laboratory can accurately report, the sample may be diluted for analysis. If a value different than 1 is used in this field, the result reported has already been corrected for this factor.
Limits	These are the target % recovery ranges or % difference value that the laboratory has historically determined as normal for the method and analyte being reported. Successful QC Sample analysis will target all analytes recovered or duplicated within these ranges.
Original Sample	The non-spiked sample in the prep batch used to determine the Relative Percent Difference (RPD) from a quality control sample. The Original Sample may not be included within the reported SDG.
Qualifier	This column provides a letter and/or number designation that corresponds to additional information concerning the result reported. If a Qualifier is present, a definition per Qualifier is provided within the Glossary and Definitions page and potentially a discussion of possible implications of the Qualifier in the Case Narrative if applicable.
Result	The actual analytical final result (corrected for any sample specific characteristics) reported for your sample. If there was no measurable result returned for a specific analyte, the result in this column may state "ND" (Not Detected) or "BDL" (Below Detectable Levels). The information in the results column should always be accompanied by either an MDL (Method Detection Limit) or RDL (Reporting Detection Limit) that defines the lowest value that the laboratory could detect or report for this analyte.
Uncertainty (Radiochemistry)	Confidence level of 2 sigma.
Case Narrative (Cn)	A brief discussion about the included sample results, including a discussion of any non-conformances to protocol observed either at sample receipt by the laboratory from the field or during the analytical process. If present, there will be a section in the Case Narrative to discuss the meaning of any data qualifiers used in the report.
Quality Control Summary (Qc)	This section of the report includes the results of the laboratory quality control analyses required by procedure or analytical methods to assist in evaluating the validity of the results reported for your samples. These analyses are not being performed on your samples typically, but on laboratory generated material.
Sample Chain of Custody (Sc)	This is the document created in the field when your samples were initially collected. This is used to verify the time and date of collection, the person collecting the samples, and the analyses that the laboratory is requested to perform. This chain of custody also documents all persons (excluding commercial shippers) that have had control or possession of the samples from the time of collection until delivery to the laboratory for analysis.
Sample Results (Sr)	This section of your report will provide the results of all testing performed on your samples. These results are provided by sample ID and are separated by the analyses performed on each sample. The header line of each analysis section for each sample will provide the name and method number for the analysis reported.
Sample Summary (Ss)	This section of the Analytical Report defines the specific analyses performed for each sample ID, including the dates and times of preparation and/or analysis.

Qualifier Description

J	The identification of the analyte is acceptable; the reported value is an estimate.
J3	The associated batch QC was outside the established quality control range for precision.
J4	The associated batch QC was outside the established quality control range for accuracy.
J5	The sample matrix interfered with the ability to make any accurate determination; spike value is high.
J6	The sample matrix interfered with the ability to make any accurate determination; spike value is low.



ACCREDITATIONS & LOCATIONS

Pace Analytical National 12065 Lebanon Rd Mount Juliet, TN 37122

Alabama	40660	Nebraska	NE-OS-15-05
Alaska	17-026	Nevada	TN000032021-1
Arizona	AZ0612	New Hampshire	2975
Arkansas	88-0469	New Jersey–NELAP	TN002
California	2932	New Mexico ¹	TN00003
Colorado	TN00003	New York	11742
Connecticut	PH-0197	North Carolina	Env375
Florida	E87487	North Carolina ¹	DW21704
Georgia	NELAP	North Carolina ³	41
Georgia ¹	923	North Dakota	R-140
Idaho	TN00003	Ohio–VAP	CL0069
Illinois	200008	Oklahoma	9915
Indiana	C-TN-01	Oregon	TN200002
Iowa	364	Pennsylvania	68-02979
Kansas	E-10277	Rhode Island	LA000356
Kentucky ^{1,6}	KY90010	South Carolina	84004002
Kentucky ²	16	South Dakota	n/a
Louisiana	AI30792	Tennessee ^{1,4}	2006
Louisiana	LA018	Texas	T104704245-20-18
Maine	TN00003	Texas ⁵	LAB0152
Maryland	324	Utah	TN000032021-11
Massachusetts	M-TN003	Vermont	VT2006
Michigan	9958	Virginia	110033
Minnesota	047-999-395	Washington	C847
Mississippi	TN00003	West Virginia	233
Missouri	340	Wisconsin	998093910
Montana	CERT0086	Wyoming	A2LA
A2LA – ISO 17025	1461.01	AIHA-LAP,LLC EMLAP	100789
A2LA – ISO 17025 ⁵	1461.02	DOD	1461.01
Canada	1461.01	USDA	P330-15-00234
EPA–Crypto	TN00003		

¹ Drinking Water ² Underground Storage Tanks ³ Aquatic Toxicity ⁴ Chemical/Microbiological ⁵ Mold ⁶ Wastewater n/a Accreditation not applicable

* Not all certifications held by the laboratory are applicable to the results reported in the attached report.

* Accreditation is only applicable to the test methods specified on each scope of accreditation held by Pace Analytical.



Pace® Location Requested (City/State):

CHAIN-OF-CUSTODY Analytical Request Document

Pace National, 12065 Lebanon Road, Mt. Juliet, TN 37122

Chain-of-Custody is a LEGAL DOCUMENT - Complete all relevant fields

LAB USE ONLY - Affix Workorder/Login Label Here



Scan QR Code for instructions

U580755
D248

Company Name: CTEH, LLC
Street Address:
5120 North Shore Drive, North Little Rock, AR 72118

Contact/Report To: Chevron-Bishop, Kyle Lawrence, Tami McMullin, Andy Henault, Eric Catlin, Madelyn Klinkerman
Phone #:
E-Mail: chevron_bishop@cteh.com; kylelawrence@cteh.com; tmcnullin@cteh.com; ahenault@cteh.com
Cc E-Mail: ecattlin@cteh.com; mklinkerman@cteh.com

Customer Project #: PROJ-054017
Project Name:
Bishop LOC
Site Collection Info/Facility ID (as applicable):
Galeton, CO

Invoice to: CTEH
Invoice E-mail:
ctehap@montrose-env.com
Purchase Order # (if applicable):
Quote #:
County / State origin of sample(s): CO

Time Zone Collected: [] AK [] PT [X] MT [] CT [] ET
Data Deliverables:
[X] Level II [] Level III [] Level IV
[] EQUIS
[] Other

Regulatory Program (DW, RCRA, etc.) as applicable: Reportable [] Yes [] No
Rush (Pre-approval required):
[] Same Day [] 1 Day [] 2 Day [] 3 Day Other ASAP
Date Results Requested:
DW PWSID # or WW Permit # as applicable:
Field Filtered (if applicable): [] Yes [] No
Analysis:

* Matrix Codes (insert in Matrix box below): Drinking Water (DW), Ground Water (GW), Wastewater (WW), Product (P), Soil/Solid (SS), Oil (OL), Wipe (WP), Tissue (TS), Bioassay (B), Vapor (V), Surface Water (SW), Sediment (SED), Sludge (SL), Caulk (CK), Leachate (LL), Biosolid (BS), Other (OT)

Customer Sample ID	Matrix *	Comp / Grab	Composite Start		Collected or Composite End		# Cont.	Residual Chlorine		CO Table 915	VOCs 8260D	Sample Comment
			Date	Time	Date	Time		Result	Units			
GACO0521T045-1CRS006PACE	SS	G	-	-	5/21/2025	1550	4	-	-	X	-	01
GACO0521T045-1CRST007	OT	-	-	-	5/21/2025	0700	2	-	-	-	X	02
AS												

Specify Container Size **											
4oz	6										
Identify Container Preservative Type***											
1	4										
Analysis Requested											

***Container Size: (1) 1L, (2) 500mL, (3) 250mL, (4) 125mL, (5) 100mL, (6) 40mL vial, (7) EnCore, (8) TerraCore, (9) 90mL, (10) Other
*** Preservative Types: (1) None, (2) HNO3, (3) H2SO4, (4) HCl, (5) NaOH, (6) Zn Acetate, (7) NaHSO4, (8) Sod. Thiosulfate, (9) Ascorbic Acid, (10) MeOH, (11) Other

Lab Use Only
Proj. Mgr:
546-Jared Starkey
AcctNum / Client ID:
CTEHER
Table #:
Profile / Template:
T271979
Prelog / Bottle Ord. ID:

Additional Instructions from Pace®:
Colorado ECMC table 915-1

Collected By:
Printed Name: Alex Scott
Signature: *Alex Scott*

Customer Remarks / Special Conditions / Possible Hazards:
Coolers: Thermometer ID: Correction Factor (°C): Obs. Temp. (°C): Corrected Temp. (°C): [] On Ice

Relinquished by/Company: (Signature) *AS/CTEH* Date/Time: 5/21/25 1800

Received by/Company: (Signature) Pace Date/Time: 5/21/25 1800

Relinquished by/Company: (Signature) Date/Time: 5/22/25 12:20

Tracking Number:

Relinquished by/Company: (Signature) Date/Time:

Received by/Company: (Signature) Date/Time:

Relinquished by/Company: (Signature) Date/Time:

Delivered by: [] In-Person [] Courier [] FedEX [] UPS [] Other

Relinquished by/Company: (Signature) Date/Time:

Received by/Company: (Signature) Date/Time:

Relinquished by/Company: (Signature) Date/Time:

Page: 1 of 1

TLAP 1.9+0.4=2.3

Sample Receipt Checklist

COC Seal Present/Intact: Y N NP If Applicable
COC Signed/Accurate: Y N VOA Zero Headpace: Y N
Bottles arrive intact: Y N Pres. Correct/Check: Y N
Correct bottles used: Y N
Sufficient volume sent: Y N Condition: NCF OK
RA Screen <0.5 mR/hr: Y N Count = 4

SDG GACO0521T045-1CRS