

Laramie Energy - Grand Junction, CO

Sample Delivery Group: L1860378
Samples Received: 05/17/2025
Project Number: BCU 14L
Description: BCU 14L Spill
Site: BCU 14L COMP
Report To: Matt Kasten
3199 D Road, Building A-2
Grand Junction, CO 81504

Entire Report Reviewed By:



Chris Ward
Project Manager

Results relate only to the items tested or calibrated and are reported as rounded values. This test report shall not be reproduced, except in full, without written approval of the laboratory. Where applicable, sampling conducted by Pace Analytical National is performed per guidance provided in laboratory standard operating procedures ENV-SOP-MTJL-0067 and ENV-SOP-MTJL-0068. Where sampling conducted by the customer, results relate to the accuracy of the information provided, and as the samples are received.

Pace Analytical National

12065 Lebanon Rd Mount Juliet, TN 37122 615-758-5858 800-767-5859 mydata.pacelabs.com

TABLE OF CONTENTS

Cp: Cover Page	1
Tc: Table of Contents	2
Ss: Sample Summary	3
Cn: Case Narrative	4
Sr: Sample Results	5
14L POR L1860378-01	5
Qc: Quality Control Summary	7
Wet Chemistry by Method 7199	7
Wet Chemistry by Method 9045D	8
Wet Chemistry by Method 9050AMod	9
Metals (ICP) by Method 6010B-NE493 Ch 2	10
Metals (ICPMS) by Method 6020	11
Volatile Organic Compounds (GC) by Method 8015D	12
Volatile Organic Compounds (GC/MS) by Method 8260D	13
Semi-Volatile Organic Compounds (GC) by Method 8015M	14
Semi Volatile Organic Compounds (GC/MS) by Method 8270E-SIM	15
Gl: Glossary of Terms	17
Al: Accreditations & Locations	18
Sc: Sample Chain of Custody	19

¹ Cp

² Tc

³ Ss

⁴ Cn

⁵ Sr

⁶ Qc

⁷ Gl

⁸ Al

⁹ Sc

SAMPLE SUMMARY

14L POR L1860378-01

Collected by: Matt Kasten
 Collected date/time: 05/16/25 11:15
 Received date/time: 05/17/25 08:45

Method	Batch	Dilution	Preparation date/time	Analysis date/time	Analyst	Location
Calculated Results	WG2523043	1	05/27/25 11:21	05/27/25 11:21	RLS	Mt. Juliet, TN
Wet Chemistry by Method 7199	WG2520535	1	05/26/25 02:28	05/29/25 16:12	ANW	Mt. Juliet, TN
Wet Chemistry by Method 9045D	WG2524846	1	05/27/25 17:26	05/27/25 22:30	KRB	Mt. Juliet, TN
Wet Chemistry by Method 9050AMod	WG2524849	1	05/27/25 17:31	05/28/25 09:05	BJM	Mt. Juliet, TN
Metals (ICP) by Method 6010B-NE493 Ch 2	WG2523075	1	05/26/25 17:28	05/27/25 09:27	RLS	Mt. Juliet, TN
Metals (ICPMS) by Method 6020	WG2519812	5	05/22/25 16:39	05/26/25 18:34	UNP	Mt. Juliet, TN
Volatile Organic Compounds (GC) by Method 8015D	WG2522707	1	05/22/25 08:55	05/24/25 15:47	NCD	Mt. Juliet, TN
Volatile Organic Compounds (GC/MS) by Method 8260D	WG2521363	1	05/22/25 08:55	05/22/25 19:38	DWR	Mt. Juliet, TN
Semi-Volatile Organic Compounds (GC) by Method 8015M	WG2521911	1	05/24/25 09:47	05/27/25 05:26	JAS	Mt. Juliet, TN
Semi Volatile Organic Compounds (GC/MS) by Method 8270E-SIM	WG2521166	1	05/24/25 07:06	05/24/25 10:48	KB	Mt. Juliet, TN

1 Cp

2 Tc

3 Ss

4 Cn

5 Sr

6 Qc

7 Gl

8 Al

9 Sc

CASE NARRATIVE

All sample aliquots were received at the correct temperature, in the proper containers, with the appropriate preservatives, and within method specified holding times, unless qualified or notated within the report. Where applicable, all MDL (LOD) and RDL (LOQ) values reported for environmental samples have been corrected for the dilution factor used in the analysis. All Method and Batch Quality Control are within established criteria except where addressed in this case narrative, a non-conformance form or properly qualified within the sample results. By my digital signature below, I affirm to the best of my knowledge, all problems/anomalies observed by the laboratory as having the potential to affect the quality of the data have been identified by the laboratory, and no information or data have been knowingly withheld that would affect the quality of the data.



Chris Ward
Project Manager

¹ Cp

² Tc

³ Ss

⁴ Cn

⁵ Sr

⁶ Qc

⁷ Gl

⁸ Al

⁹ Sc

Calculated Results

Analyte	Result	Qualifier	Dilution	Analysis date / time	Batch
Sodium Adsorption Ratio	16.1		1	05/27/2025 11:21	WG2523043

Wet Chemistry by Method 7199

Analyte	Result mg/kg	Qualifier	RDL mg/kg	Dilution	Analysis date / time	Batch
Hexavalent Chromium	ND		0.200	1	05/29/2025 16:12	WG2520535

Wet Chemistry by Method 9045D

Analyte	Result su	Qualifier	Dilution	Analysis date / time	Batch
pH	8.11		1	05/27/2025 22:30	WG2524846

Sample Narrative:

L1860378-01 WG2524846: 8.11 at 22.6C

Wet Chemistry by Method 9050AMod

Analyte	Result	Units	Qualifier	RDL	Dilution	Analysis date / time	Batch
Specific Conductance	10300	umhos/cm		10.0	1	05/28/2025 09:05	WG2524849

Sample Narrative:

L1860378-01 WG2524849: at 25C

Metals (ICP) by Method 6010B-NE493 Ch 2

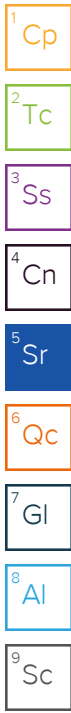
Analyte	Result mg/l	Qualifier	RDL mg/l	Dilution	Analysis date / time	Batch
Hot Water Sol. Boron	0.530		0.200	1	05/27/2025 09:27	WG2523075

Metals (ICPMS) by Method 6020

Analyte	Result mg/kg	Qualifier	RDL mg/kg	Dilution	Analysis date / time	Batch
Arsenic	3.06		0.100	5	05/26/2025 18:34	WG2519812
Barium	373		10.0	5	05/26/2025 18:34	WG2519812
Cadmium	0.135		0.100	5	05/26/2025 18:34	WG2519812
Copper	18.8		10.0	5	05/26/2025 18:34	WG2519812
Lead	ND		10.0	5	05/26/2025 18:34	WG2519812
Nickel	37.8		10.0	5	05/26/2025 18:34	WG2519812
Selenium	0.276		0.100	5	05/26/2025 18:34	WG2519812
Silver	ND		0.500	5	05/26/2025 18:34	WG2519812
Zinc	ND		50.0	5	05/26/2025 18:34	WG2519812

Volatile Organic Compounds (GC) by Method 8015D

Analyte	Result mg/kg	Qualifier	RDL mg/kg	Dilution	Analysis date / time	Batch
TPH (GC/FID) Low Fraction	ND		0.100	1	05/24/2025 15:47	WG2522707
(S) a, a, a-Trifluorotoluene(FID)	95.2		77.0-120		05/24/2025 15:47	WG2522707



Volatile Organic Compounds (GC/MS) by Method 8260D

Analyte	Result mg/kg	Qualifier	RDL mg/kg	Dilution	Analysis date / time	Batch
Benzene	ND		0.00200	1	05/22/2025 19:38	WG2521363
Ethylbenzene	ND		0.0100	1	05/22/2025 19:38	WG2521363
Toluene	ND		0.0100	1	05/22/2025 19:38	WG2521363
1,2,4-Trimethylbenzene	ND		0.00500	1	05/22/2025 19:38	WG2521363
1,3,5-Trimethylbenzene	ND		0.00500	1	05/22/2025 19:38	WG2521363
Xylenes, Total	ND		0.100	1	05/22/2025 19:38	WG2521363
(S) Toluene-d8	98.4		75.0-131		05/22/2025 19:38	WG2521363
(S) 4-Bromofluorobenzene	81.2		67.0-138		05/22/2025 19:38	WG2521363
(S) 1,2-Dichloroethane-d4	104		70.0-130		05/22/2025 19:38	WG2521363

1 Cp
2 Tc
3 Ss
4 Cn
5 Sr
6 Qc
7 Gl
8 Al
9 Sc

Semi-Volatile Organic Compounds (GC) by Method 8015M

Analyte	Result mg/kg	Qualifier	RDL mg/kg	Dilution	Analysis date / time	Batch
C10-C28 Diesel Range	57.1		4.00	1	05/27/2025 05:26	WG2521911
C28-C36 Motor Oil Range	81.0		4.00	1	05/27/2025 05:26	WG2521911
(S) o-Terphenyl	62.5		18.0-148		05/27/2025 05:26	WG2521911

Semi Volatile Organic Compounds (GC/MS) by Method 8270E-SIM

Analyte	Result mg/kg	Qualifier	RDL mg/kg	Dilution	Analysis date / time	Batch
Anthracene	ND		0.0330	1	05/24/2025 10:48	WG2521166
Acenaphthene	ND		0.0330	1	05/24/2025 10:48	WG2521166
Acenaphthylene	ND		0.0330	1	05/24/2025 10:48	WG2521166
Benzo(a)anthracene	ND		0.00600	1	05/24/2025 10:48	WG2521166
Benzo(a)pyrene	ND		0.0330	1	05/24/2025 10:48	WG2521166
Benzo(b)fluoranthene	ND		0.0330	1	05/24/2025 10:48	WG2521166
Benzo(g,h,i)perylene	ND		0.0330	1	05/24/2025 10:48	WG2521166
Benzo(k)fluoranthene	ND		0.0330	1	05/24/2025 10:48	WG2521166
Chrysene	ND		0.0330	1	05/24/2025 10:48	WG2521166
Dibenz(a,h)anthracene	ND		0.0330	1	05/24/2025 10:48	WG2521166
Fluoranthene	ND		0.0330	1	05/24/2025 10:48	WG2521166
Fluorene	ND		0.0330	1	05/24/2025 10:48	WG2521166
Indeno(1,2,3-cd)pyrene	ND		0.0330	1	05/24/2025 10:48	WG2521166
Naphthalene	ND		0.00300	1	05/24/2025 10:48	WG2521166
Phenanthrene	ND		0.0330	1	05/24/2025 10:48	WG2521166
Pyrene	ND		0.0330	1	05/24/2025 10:48	WG2521166
1-Methylnaphthalene	ND		0.00300	1	05/24/2025 10:48	WG2521166
2-Methylnaphthalene	ND		0.0120	1	05/24/2025 10:48	WG2521166
(S) p-Terphenyl-d14	73.7		23.0-120		05/24/2025 10:48	WG2521166
(S) Nitrobenzene-d5	79.6		14.0-149		05/24/2025 10:48	WG2521166
(S) 2-Fluorobiphenyl	79.7		34.0-125		05/24/2025 10:48	WG2521166

Method Blank (MB)

(MB) R4222764-1 05/29/25 14:51

Analyte	MB Result	MB Qualifier	MB MDL	MB RDL
Hexavalent Chromium	U		0.200	0.200

¹Cp

²Tc

³Ss

⁴Cn

⁵Sr

⁶Qc

⁷Gl

⁸Al

⁹Sc

L1860899-24 Original Sample (OS) • Duplicate (DUP)

(OS) L1860899-24 05/29/25 17:26 • (DUP) R4222764-7 05/29/25 17:35

Analyte	Original Result	DUP Result	Dilution	DUP RPD	DUP Qualifier	DUP RPD Limits
Hexavalent Chromium	ND	ND	1	0.000		20

L1860913-18 Original Sample (OS) • Duplicate (DUP)

(OS) L1860913-18 05/29/25 19:23 • (DUP) R4222764-8 05/29/25 19:32

Analyte	Original Result	DUP Result	Dilution	DUP RPD	DUP Qualifier	DUP RPD Limits
Hexavalent Chromium	1.12	1.28	1	13.1		20

Laboratory Control Sample (LCS)

(LCS) R4222764-2 05/29/25 15:00

Analyte	Spike Amount	LCS Result	LCS Rec.	Rec. Limits	LCS Qualifier
Hexavalent Chromium	10.0	10.9	109	80.0-120	

L1860334-18 Original Sample (OS) • Matrix Spike (MS) • Matrix Spike Duplicate (MSD)

(OS) L1860334-18 05/29/25 22:08 • (MS) R4222764-3 05/29/25 15:18 • (MSD) R4222764-4 05/29/25 15:27

Analyte	Spike Amount	Original Result	MS Result	MSD Result	MS Rec.	MSD Rec.	Dilution	Rec. Limits	MS Qualifier	MSD Qualifier	RPD	RPD Limits
Hexavalent Chromium	20.0	ND	19.9	19.9	99.4	99.3	1	75.0-125			0.0917	20

L1860334-18 Original Sample (OS) • Matrix Spike (MS)

(OS) L1860334-18 05/29/25 22:08 • (MS) R4222764-5 05/29/25 15:36

Analyte	Spike Amount	Original Result	MS Result	MS Rec.	Dilution	Rec. Limits	MS Qualifier
Hexavalent Chromium	651	ND	705	108	50	75.0-125	

L1860209-03 Original Sample (OS) • Duplicate (DUP)

(OS) L1860209-03 05/27/25 22:30 • (DUP) R4221429-2 05/27/25 22:30

Analyte	Original Result	DUP Result	Dilution	DUP RPD	DUP Qualifier	DUP RPD Limits
	su	su		%		%
pH	8.47	8.48	1	0.118		1

Sample Narrative:

OS: 8.47 at 23.2C
 DUP: 8.48 at 23.6C

¹Cp

²Tc

³Ss

⁴Cn

⁵Sr

⁶Qc

⁷Gl

⁸Al

⁹Sc

L1860379-03 Original Sample (OS) • Duplicate (DUP)

(OS) L1860379-03 05/27/25 22:30 • (DUP) R4221429-3 05/27/25 22:30

Analyte	Original Result	DUP Result	Dilution	DUP RPD	DUP Qualifier	DUP RPD Limits
	pH	su		%		%
pH	7.29	7.28	1	0.137		1

Sample Narrative:

OS: 7.29 at 22.6C
 DUP: 7.28 at 23.2C

Laboratory Control Sample (LCS)

(LCS) R4221429-1 05/27/25 22:30

Analyte	Spike Amount	LCS Result	LCS Rec.	Rec. Limits	LCS Qualifier
	su	su	%	%	
pH	10.0	9.96	99.6	99.0-101	

Sample Narrative:

LCS: 9.96 at 22.8C

Method Blank (MB)

(MB) R4221649-1 05/28/25 09:05

Analyte	MB Result	MB Qualifier	MB MDL	MB RDL
Specific Conductance	U		10.0	10.0

Sample Narrative:

BLANK: at 25C

L1860325-05 Original Sample (OS) • Duplicate (DUP)

(OS) L1860325-05 05/28/25 09:05 • (DUP) R4221649-3 05/28/25 09:05

Analyte	Original Result	DUP Result	Dilution	DUP RPD	DUP Qualifier	DUP RPD Limits
Specific Conductance	ND	194	1	0.257		20

Sample Narrative:

OS: at 25C

DUP: at 25C

L1860327-13 Original Sample (OS) • Duplicate (DUP)

(OS) L1860327-13 05/28/25 09:05 • (DUP) R4221649-4 05/28/25 09:05

Analyte	Original Result	DUP Result	Dilution	DUP RPD	DUP Qualifier	DUP RPD Limits
Specific Conductance	ND	1010	1	0.198		20

Sample Narrative:

OS: at 25C

DUP: at 25C

Laboratory Control Sample (LCS)

(LCS) R4221649-2 05/28/25 09:05

Analyte	Spike Amount	LCS Result	LCS Rec.	Rec. Limits	LCS Qualifier
Specific Conductance	581	582	100	90.0-110	

Sample Narrative:

LCS: at 25C

1 Cp

2 Tc

3 Ss

4 Cn

5 Sr

6 Qc

7 Gl

8 Al

9 Sc

Method Blank (MB)

(MB) R4221113-1 05/27/25 08:45

Analyte	MB Result mg/l	<u>MB Qualifier</u>	MB MDL mg/l	MB RDL mg/l
Hot Water Sol. Boron	U		0.0167	0.200

Laboratory Control Sample (LCS) • Laboratory Control Sample Duplicate (LCSD)

(LCS) R4221113-2 05/27/25 08:47 • (LCSD) R4221113-3 05/27/25 08:48

Analyte	Spike Amount mg/l	LCS Result mg/l	LCSD Result mg/l	LCS Rec. %	LCSD Rec. %	Rec. Limits %	<u>LCS Qualifier</u>	<u>LCSD Qualifier</u>	RPD %	RPD Limits %
Hot Water Sol. Boron	1.00	1.03	1.05	103	105	80.0-120			1.57	20

¹Cp

²Tc

³Ss

⁴Cn

⁵Sr

⁶Qc

⁷Gl

⁸Al

⁹Sc

Method Blank (MB)

(MB) R4220821-1 05/26/25 16:59

Analyte	MB Result mg/kg	MB Qualifier	MB MDL mg/kg	MB RDL mg/kg
Arsenic	U		0.100	0.100
Barium	U		10.0	10.0
Cadmium	U		0.100	0.100
Copper	U		10.0	10.0
Lead	U		10.0	10.0
Nickel	U		10.0	10.0
Selenium	U		0.100	0.100
Silver	U		0.500	0.500
Zinc	U		50.0	50.0

¹Cp

²Tc

³Ss

⁴Cn

⁵Sr

⁶Qc

Laboratory Control Sample (LCS)

(LCS) R4220821-2 05/26/25 17:02

Analyte	Spike Amount mg/kg	LCS Result mg/kg	LCS Rec. %	Rec. Limits %	LCS Qualifier
Arsenic	100	98.1	98.1	80.0-120	
Barium	100	102	102	80.0-120	
Cadmium	100	108	108	80.0-120	
Copper	100	103	103	80.0-120	
Lead	100	102	102	80.0-120	
Nickel	100	108	108	80.0-120	
Selenium	100	94.6	94.6	80.0-120	
Silver	20.0	21.1	105	80.0-120	
Zinc	100	99.3	99.3	80.0-120	

⁷Gl

⁸Al

⁹Sc

L1859720-04 Original Sample (OS) • Matrix Spike (MS) • Matrix Spike Duplicate (MSD)

(OS) L1859720-04 05/26/25 17:05 • (MS) R4220821-5 05/26/25 17:14 • (MSD) R4220821-6 05/26/25 17:18

Analyte	Spike Amount mg/kg	Original Result mg/kg	MS Result mg/kg	MSD Result mg/kg	MS Rec. %	MSD Rec. %	Dilution	Rec. Limits %	MS Qualifier	MSD Qualifier	RPD %	RPD Limits %
Arsenic	100	4.44	90.6	87.1	86.1	82.6	5	75.0-125			3.93	20
Barium	100	118	248	198	130	80.1	5	75.0-125	J5	J3	22.3	20
Cadmium	100	0.182	94.8	92.6	94.6	92.5	5	75.0-125			2.29	20
Copper	100	11.0	97.4	94.4	86.4	83.4	5	75.0-125			3.12	20
Lead	100	ND	95.9	93.7	86.5	84.3	5	75.0-125			2.29	20
Nickel	100	12.6	104	99.5	91.7	87.0	5	75.0-125			4.66	20
Selenium	100	0.228	87.5	84.9	87.3	84.7	5	75.0-125			3.06	20
Silver	20.0	ND	18.5	18.2	92.6	90.8	5	75.0-125			1.96	20
Zinc	100	ND	122	118	82.1	78.1	5	75.0-125			3.33	20

Method Blank (MB)

(MB) R4220515-3 05/24/25 12:53

Analyte	MB Result mg/kg	MB Qualifier	MB MDL mg/kg	MB RDL mg/kg
TPH (GC/FID) Low Fraction	U		0.0800	0.100
^(S) a,a,a-Trifluorotoluene(FID)	93.4			77.0-120

Laboratory Control Sample (LCS) • Laboratory Control Sample Duplicate (LCSD)

(LCS) R4220515-1 05/24/25 11:55 • (LCSD) R4220515-2 05/24/25 12:14

Analyte	Spike Amount mg/kg	LCS Result mg/kg	LCSD Result mg/kg	LCS Rec. %	LCSD Rec. %	Rec. Limits %	LCS Qualifier	LCSD Qualifier	RPD %	RPD Limits %
TPH (GC/FID) Low Fraction	5.00	4.46	5.05	89.2	101	72.0-127			12.4	20
^(S) a,a,a-Trifluorotoluene(FID)				105	108	77.0-120				

- 1 Cp
- 2 Tc
- 3 Ss
- 4 Cn
- 5 Sr
- 6 Qc
- 7 Gl
- 8 Al
- 9 Sc

Method Blank (MB)

(MB) R4219409-3 05/22/25 18:42

Analyte	MB Result	MB Qualifier	MB MDL	MB RDL
	mg/kg		mg/kg	mg/kg
Benzene	U		0.00200	0.00200
Ethylbenzene	U		0.0100	0.0100
Toluene	U		0.0100	0.0100
1,2,4-Trimethylbenzene	U		0.00500	0.00500
1,3,5-Trimethylbenzene	U		0.00500	0.00500
Xylenes, Total	U		0.100	0.100
(S) Toluene-d8	97.9			75.0-131
(S) 4-Bromofluorobenzene	97.8			67.0-138
(S) 1,2-Dichloroethane-d4	101			70.0-130

Laboratory Control Sample (LCS) • Laboratory Control Sample Duplicate (LCSD)

(LCS) R4219409-1 05/22/25 17:01 • (LCSD) R4219409-2 05/22/25 17:21

Analyte	Spike Amount	LCS Result	LCSD Result	LCS Rec.	LCSD Rec.	Rec. Limits	LCS Qualifier	LCSD Qualifier	RPD	RPD Limits
	mg/kg	mg/kg	mg/kg	%	%	%			%	%
Benzene	0.125	0.126	0.123	101	98.4	70.0-123			2.41	20
Ethylbenzene	0.125	0.123	0.119	98.4	95.2	74.0-126			3.31	20
Toluene	0.125	0.122	0.121	97.6	96.8	75.0-121			0.823	20
1,2,4-Trimethylbenzene	0.125	0.120	0.113	96.0	90.4	70.0-126			6.01	20
1,3,5-Trimethylbenzene	0.125	0.120	0.115	96.0	92.0	73.0-127			4.26	20
Xylenes, Total	0.375	0.369	0.355	98.4	94.7	72.0-127			3.87	20
(S) Toluene-d8				101	101	75.0-131				
(S) 4-Bromofluorobenzene				99.6	96.8	67.0-138				
(S) 1,2-Dichloroethane-d4				105	105	70.0-130				

L1860896-01 Original Sample (OS) • Matrix Spike (MS) • Matrix Spike Duplicate (MSD)

(OS) L1860896-01 05/22/25 22:57 • (MS) R4219409-4 05/23/25 01:56 • (MSD) R4219409-5 05/23/25 02:16

Analyte	Spike Amount	Original Result	MS Result	MSD Result	MS Rec.	MSD Rec.	Dilution	Rec. Limits	MS Qualifier	MSD Qualifier	RPD	RPD Limits
	mg/kg	mg/kg	mg/kg	mg/kg	%	%		%			%	%
Benzene	0.125	ND	0.111	0.105	88.8	84.0	1	10.0-149			5.56	37
Ethylbenzene	0.125	ND	0.108	0.105	86.4	84.0	1	10.0-160			2.82	38
Toluene	0.125	ND	0.107	0.102	85.6	81.6	1	10.0-156			4.78	38
1,2,4-Trimethylbenzene	0.125	ND	0.101	0.0998	80.8	79.8	1	10.0-160			1.20	36
1,3,5-Trimethylbenzene	0.125	ND	0.103	0.0997	82.4	79.8	1	10.0-160			3.26	38
Xylenes, Total	0.375	ND	0.316	0.305	84.3	81.3	1	10.0-160			3.54	38
(S) Toluene-d8					95.1	98.8		75.0-131				
(S) 4-Bromofluorobenzene					95.3	95.0		67.0-138				
(S) 1,2-Dichloroethane-d4					103	103		70.0-130				

1 Cp

2 Tc

3 Ss

4 Cn

5 Sr

6 Qc

7 Gl

8 Al

9 Sc

Method Blank (MB)

(MB) R4220722-1 05/25/25 16:26

Analyte	MB Result mg/kg	MB Qualifier	MB MDL mg/kg	MB RDL mg/kg
C10-C28 Diesel Range	U		1.61	4.00
C28-C36 Motor Oil Range	U		0.274	4.00
<i>(S) o-Terphenyl</i>	61.4			18.0-148

Laboratory Control Sample (LCS)

(LCS) R4220722-2 05/25/25 16:40

Analyte	Spike Amount mg/kg	LCS Result mg/kg	LCS Rec. %	Rec. Limits %	LCS Qualifier
C10-C28 Diesel Range	50.0	36.6	73.2	50.0-150	
<i>(S) o-Terphenyl</i>			67.7	18.0-148	

L1858836-07 Original Sample (OS) • Matrix Spike (MS) • Matrix Spike Duplicate (MSD)

(OS) L1858836-07 05/25/25 17:22 • (MS) R4220722-3 05/25/25 17:36 • (MSD) R4220722-4 05/25/25 17:51

Analyte	Spike Amount mg/kg	Original Result mg/kg	MS Result mg/kg	MSD Result mg/kg	MS Rec. %	MSD Rec. %	Dilution	Rec. Limits %	MS Qualifier	MSD Qualifier	RPD %	RPD Limits %
C10-C28 Diesel Range	48.9	ND	38.1	36.0	77.9	72.7	1	50.0-150			5.67	20
<i>(S) o-Terphenyl</i>					70.4	67.4		18.0-148				

1 Cp

2 Tc

3 Ss

4 Cn

5 Sr

6 Qc

7 Gl

8 Al

9 Sc

Method Blank (MB)

(MB) R4220170-2 05/24/25 10:30

Analyte	MB Result mg/kg	MB Qualifier	MB MDL mg/kg	MB RDL mg/kg
Anthracene	U		0.0330	0.0330
Acenaphthene	U		0.0330	0.0330
Acenaphthylene	U		0.0330	0.0330
Benzo(a)anthracene	U		0.00600	0.00600
Benzo(a)pyrene	U		0.0330	0.0330
Benzo(b)fluoranthene	U		0.0330	0.0330
Benzo(g,h,i)perylene	U		0.0330	0.0330
Benzo(k)fluoranthene	U		0.0330	0.0330
Chrysene	U		0.0330	0.0330
Dibenz(a,h)anthracene	U		0.0330	0.0330
Fluoranthene	U		0.0330	0.0330
Fluorene	U		0.0330	0.0330
Indeno(1,2,3-cd)pyrene	U		0.0330	0.0330
Naphthalene	U		0.00300	0.00300
Phenanthrene	U		0.0330	0.0330
Pyrene	U		0.0330	0.0330
1-Methylnaphthalene	U		0.00300	0.00300
2-Methylnaphthalene	U		0.0120	0.0120
<i>(S) p-Terphenyl-d14</i>	100			23.0-120
<i>(S) Nitrobenzene-d5</i>	105			14.0-149
<i>(S) 2-Fluorobiphenyl</i>	104			34.0-125

¹Cp

²Tc

³Ss

⁴Cn

⁵Sr

⁶Qc

⁷Gl

⁸Al

⁹Sc

Laboratory Control Sample (LCS)

(LCS) R4220170-1 05/24/25 10:12

Analyte	Spike Amount mg/kg	LCS Result mg/kg	LCS Rec. %	Rec. Limits %	LCS Qualifier
Anthracene	0.0800	0.0627	78.4	50.0-126	
Acenaphthene	0.0800	0.0607	75.9	50.0-120	
Acenaphthylene	0.0800	0.0661	82.6	50.0-120	
Benzo(a)anthracene	0.0800	0.0634	79.3	45.0-120	
Benzo(a)pyrene	0.0800	0.0570	71.3	42.0-120	
Benzo(b)fluoranthene	0.0800	0.0581	72.6	42.0-121	
Benzo(g,h,i)perylene	0.0800	0.0589	73.6	45.0-125	
Benzo(k)fluoranthene	0.0800	0.0567	70.9	49.0-125	
Chrysene	0.0800	0.0647	80.9	49.0-122	
Dibenz(a,h)anthracene	0.0800	0.0592	74.0	47.0-125	
Fluoranthene	0.0800	0.0717	89.6	49.0-129	
Fluorene	0.0800	0.0653	81.6	49.0-120	

Laboratory Control Sample (LCS)

(LCS) R4220170-1 05/24/25 10:12

Analyte	Spike Amount mg/kg	LCS Result mg/kg	LCS Rec. %	Rec. Limits %	<u>LCS Qualifier</u>
Indeno(1,2,3-cd)pyrene	0.0800	0.0576	72.0	46.0-125	
Naphthalene	0.0800	0.0644	80.5	50.0-120	
Phenanthrene	0.0800	0.0623	77.9	47.0-120	
Pyrene	0.0800	0.0635	79.4	43.0-123	
1-Methylnaphthalene	0.0800	0.0669	83.6	51.0-121	
2-Methylnaphthalene	0.0800	0.0643	80.4	50.0-120	
<i>(S) p-Terphenyl-d14</i>			95.6	23.0-120	
<i>(S) Nitrobenzene-d5</i>			97.7	14.0-149	
<i>(S) 2-Fluorobiphenyl</i>			96.8	34.0-125	

L1860372-03 Original Sample (OS) • Matrix Spike (MS) • Matrix Spike Duplicate (MSD)

(OS) L1860372-03 05/24/25 15:16 • (MS) R4220170-3 05/24/25 15:34 • (MSD) R4220170-4 05/24/25 15:52

Analyte	Spike Amount mg/kg	Original Result mg/kg	MS Result mg/kg	MSD Result mg/kg	MS Rec. %	MSD Rec. %	Dilution	Rec. Limits %	<u>MS Qualifier</u>	<u>MSD Qualifier</u>	RPD %	RPD Limits %
Anthracene	0.0788	ND	0.0589	0.0585	74.7	74.6	1	10.0-145			0.681	30
Acenaphthene	0.0788	ND	0.0569	0.0558	72.2	71.2	1	14.0-127			1.95	27
Acenaphthylene	0.0788	ND	0.0621	0.0612	78.8	78.1	1	21.0-124			1.46	25
Benzo(a)anthracene	0.0788	ND	0.0604	0.0600	76.6	76.5	1	10.0-139			0.664	30
Benzo(a)pyrene	0.0788	ND	0.0546	0.0539	69.3	68.8	1	10.0-141			1.29	31
Benzo(b)fluoranthene	0.0788	ND	0.0567	0.0535	72.0	68.2	1	10.0-140			5.81	36
Benzo(g,h,i)perylene	0.0788	ND	0.0534	0.0542	67.8	69.1	1	10.0-140			1.49	33
Benzo(k)fluoranthene	0.0788	ND	0.0515	0.0523	65.4	66.7	1	10.0-137			1.54	31
Chrysene	0.0788	ND	0.0592	0.0582	75.1	74.2	1	10.0-145			1.70	30
Dibenz(a,h)anthracene	0.0788	ND	0.0512	0.0523	65.0	66.7	1	10.0-132			2.13	31
Fluoranthene	0.0788	ND	0.0665	0.0661	84.4	84.3	1	10.0-153			0.603	33
Fluorene	0.0788	ND	0.0634	0.0611	80.5	77.9	1	11.0-130			3.69	29
Indeno(1,2,3-cd)pyrene	0.0788	ND	0.0517	0.0533	65.6	68.0	1	10.0-137			3.05	32
Naphthalene	0.0788	0.00436	0.0618	0.0621	78.4	79.2	1	10.0-135			0.484	27
Phenanthrene	0.0788	ND	0.0574	0.0572	72.8	73.0	1	10.0-144			0.349	31
Pyrene	0.0788	ND	0.0564	0.0555	71.6	70.8	1	10.0-148			1.61	35
1-Methylnaphthalene	0.0788	0.00763	0.0643	0.0655	71.9	73.8	1	10.0-142			1.85	28
2-Methylnaphthalene	0.0788	ND	0.0623	0.0638	79.1	81.4	1	10.0-137			2.38	28
<i>(S) p-Terphenyl-d14</i>					70.5	87.1		23.0-120				
<i>(S) Nitrobenzene-d5</i>					78.7	87.8		14.0-149				
<i>(S) 2-Fluorobiphenyl</i>					77.6	94.6		34.0-125				

1 Cp

2 Tc

3 Ss

4 Cn

5 Sr

6 Qc

7 Gl

8 Al

9 Sc

GLOSSARY OF TERMS

Guide to Reading and Understanding Your Laboratory Report

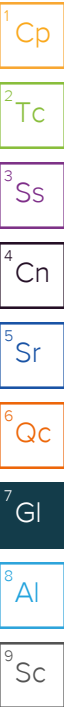
The information below is designed to better explain the various terms used in your report of analytical results from the Laboratory. This is not intended as a comprehensive explanation, and if you have additional questions please contact your project representative.

Results Disclaimer - Information that may be provided by the customer, and contained within this report, include Permit Limits, Project Name, Sample ID, Sample Matrix, Sample Preservation, Field Blanks, Field Spikes, Field Duplicates, On-Site Data, Sampling Collection Dates/Times, and Sampling Location. Results relate to the accuracy of this information provided, and as the samples are received.

Abbreviations and Definitions

MDL	Method Detection Limit.
ND	Not detected at the Reporting Limit (or MDL where applicable).
RDL	Reported Detection Limit.
Rec.	Recovery.
RPD	Relative Percent Difference.
SDG	Sample Delivery Group.
(S)	Surrogate (Surrogate Standard) - Analytes added to every blank, sample, Laboratory Control Sample/Duplicate and Matrix Spike/Duplicate; used to evaluate analytical efficiency by measuring recovery. Surrogates are not expected to be detected in all environmental media.
U	Not detected at the Reporting Limit (or MDL where applicable).
Analyte	The name of the particular compound or analysis performed. Some Analyses and Methods will have multiple analytes reported.
Dilution	If the sample matrix contains an interfering material, the sample preparation volume or weight values differ from the standard, or if concentrations of analytes in the sample are higher than the highest limit of concentration that the laboratory can accurately report, the sample may be diluted for analysis. If a value different than 1 is used in this field, the result reported has already been corrected for this factor.
Limits	These are the target % recovery ranges or % difference value that the laboratory has historically determined as normal for the method and analyte being reported. Successful QC Sample analysis will target all analytes recovered or duplicated within these ranges.
Original Sample	The non-spiked sample in the prep batch used to determine the Relative Percent Difference (RPD) from a quality control sample. The Original Sample may not be included within the reported SDG.
Qualifier	This column provides a letter and/or number designation that corresponds to additional information concerning the result reported. If a Qualifier is present, a definition per Qualifier is provided within the Glossary and Definitions page and potentially a discussion of possible implications of the Qualifier in the Case Narrative if applicable.
Result	The actual analytical final result (corrected for any sample specific characteristics) reported for your sample. If there was no measurable result returned for a specific analyte, the result in this column may state "ND" (Not Detected) or "BDL" (Below Detectable Levels). The information in the results column should always be accompanied by either an MDL (Method Detection Limit) or RDL (Reporting Detection Limit) that defines the lowest value that the laboratory could detect or report for this analyte.
Uncertainty (Radiochemistry)	Confidence level of 2 sigma.
Case Narrative (Cn)	A brief discussion about the included sample results, including a discussion of any non-conformances to protocol observed either at sample receipt by the laboratory from the field or during the analytical process. If present, there will be a section in the Case Narrative to discuss the meaning of any data qualifiers used in the report.
Quality Control Summary (Qc)	This section of the report includes the results of the laboratory quality control analyses required by procedure or analytical methods to assist in evaluating the validity of the results reported for your samples. These analyses are not being performed on your samples typically, but on laboratory generated material.
Sample Chain of Custody (Sc)	This is the document created in the field when your samples were initially collected. This is used to verify the time and date of collection, the person collecting the samples, and the analyses that the laboratory is requested to perform. This chain of custody also documents all persons (excluding commercial shippers) that have had control or possession of the samples from the time of collection until delivery to the laboratory for analysis.
Sample Results (Sr)	This section of your report will provide the results of all testing performed on your samples. These results are provided by sample ID and are separated by the analyses performed on each sample. The header line of each analysis section for each sample will provide the name and method number for the analysis reported.
Sample Summary (Ss)	This section of the Analytical Report defines the specific analyses performed for each sample ID, including the dates and times of preparation and/or analysis.

Qualifier	Description
J3	The associated batch QC was outside the established quality control range for precision.
J5	The sample matrix interfered with the ability to make any accurate determination; spike value is high.



ACCREDITATIONS & LOCATIONS

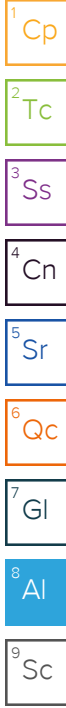
Pace Analytical National 12065 Lebanon Rd Mount Juliet, TN 37122



Alabama	40660	Nebraska	NE-OS-15-05
Alaska	17-026	Nevada	TN000032021-1
Arizona	AZ0612	New Hampshire	2975
Arkansas	88-0469	New Jersey–NELAP	TN002
California	2932	New Mexico ¹	TN00003
Colorado	TN00003	New York	11742
Connecticut	PH-0197	North Carolina	Env375
Florida	E87487	North Carolina ¹	DW21704
Georgia	NELAP	North Carolina ³	41
Georgia ¹	923	North Dakota	R-140
Idaho	TN00003	Ohio–VAP	CL0069
Illinois	200008	Oklahoma	9915
Indiana	C-TN-01	Oregon	TN200002
Iowa	364	Pennsylvania	68-02979
Kansas	E-10277	Rhode Island	LA000356
Kentucky ^{1,6}	KY90010	South Carolina	84004002
Kentucky ²	16	South Dakota	n/a
Louisiana	AI30792	Tennessee ^{1,4}	2006
Louisiana	LA018	Texas	T104704245-20-18
Maine	TN00003	Texas ⁵	LAB0152
Maryland	324	Utah	TN000032021-11
Massachusetts	M-TN003	Vermont	VT2006
Michigan	9958	Virginia	110033
Minnesota	047-999-395	Washington	C847
Mississippi	TN00003	West Virginia	233
Missouri	340	Wisconsin	998093910
Montana	CERT0086	Wyoming	A2LA
A2LA – ISO 17025	1461.01	AIHA-LAP,LLC EMLAP	100789
A2LA – ISO 17025 ⁵	1461.02	DOD	1461.01
Canada	1461.01	USDA	P330-15-00234
EPA–Crypto	TN00003		

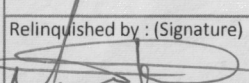


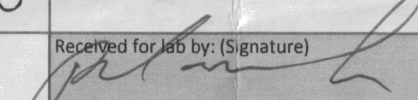
¹ Drinking Water ² Underground Storage Tanks ³ Aquatic Toxicity ⁴ Chemical/Microbiological ⁵ Mold ⁶ Wastewater n/a Accreditation not applicable

* Not all certifications held by the laboratory are applicable to the results reported in the attached report.

* Accreditation is only applicable to the test methods specified on each scope of accreditation held by Pace Analytical.



Company Name/Address: Laramie Energy - Grand Junction, CO		Billing Information: Accounts Payable 1700 Lincoln Street Suite 3950 Denver, CO 80203		Pres Chk		Analysis / Container / Preservative										Chain of Custody Page <u>1</u> of <u>1</u>	
3199 D Road, Building A-2 Grand Junction, CO 81504		Email To: mkasten@laramie-energy.com;aircompliance@laramie-														 MT JULIET, TN <small>12065 Lebanon Rd Mount Juliet, TN 37122 Submitting a sample via this chain of custody constitutes acknowledgment and acceptance of the Pace Terms and Conditions found at: https://info.pacelabs.com/hubfs/pas-standard-terms.pdf</small>	
Report to: Matt Kasten 970-263-3601		City/State Collected:		Please Circle: PT MT CT ET												SDG # 1860378 G135	
Project Description: BCU 14L SPILL		Client Project # BCU 14L		Lab Project # OXYGICO-915		TABLE915 Full 4ozClr-NoPres TABLE915Background 4ozClr-NoPres										Acctnum: OXYGICO Template: T222244 Prelogin: P1141890 PM: 824 - Chris Ward PB: Shipped Via: FedEX Ground	
Regulatory Program(DOD,RCRA,DW,etc): ECMC		Site/Facility ID # BCU 14L Comp.		P.O. #												Quote #	
Collected by (print): Matt Kasten		Rush? (Lab MUST Be Notified) <input type="checkbox"/> Same Day <input type="checkbox"/> Five Day <input type="checkbox"/> Next Day <input type="checkbox"/> 5 Day (Rad Only) <input type="checkbox"/> Two Day <input type="checkbox"/> 10 Day (Rad Only) <input type="checkbox"/> Three Day <input type="checkbox"/> STD TAT		Date Results Needed													
Collected by (signature): 		Immediately Packed on Ice N <input type="checkbox"/> Y <input checked="" type="checkbox"/>															
Sample ID	Comp/Grab	Matrix *	Depth	Date	Time	No. of Cntrs											
14L POR	GRAB	SS	-	5/16/25	1115	4	X	X							-01		

* Matrix: SS - Soil AIR - Air F - Filter GW - Groundwater B - Bioassay WW - WasteWater DW - Drinking Water OT - Other		Remarks:		pH _____ Temp _____ Flow _____ Other _____		Sample Receipt Checklist COC Seal Present/Intact: <input checked="" type="checkbox"/> Y <input type="checkbox"/> N COC Signed/Accurate: <input checked="" type="checkbox"/> Y <input type="checkbox"/> N Bottles arrive intact: <input checked="" type="checkbox"/> Y <input type="checkbox"/> N Correct bottles used: <input checked="" type="checkbox"/> Y <input type="checkbox"/> N Sufficient volume sent: <input checked="" type="checkbox"/> Y <input type="checkbox"/> N If Applicable VOA Zero Headspace: <input type="checkbox"/> Y <input type="checkbox"/> N Preservation Correct/Checked: <input checked="" type="checkbox"/> Y <input type="checkbox"/> N RAD Screen <0.5 mR/hr: <input checked="" type="checkbox"/> Y <input type="checkbox"/> N			
Relinquished by: (Signature) 		Date: 5/16/25	Time: 1800	Received by: (Signature) 		Trip Blank Received: Yes <input type="checkbox"/> No <input checked="" type="checkbox"/> HCL / MeoH TBR			
Relinquished by: (Signature) 		Date: 5/16/25	Time: 1700	Received by: (Signature)		Temp: _____ °C Bottles Received: 1.574 = 1.9 Y			
Relinquished by: (Signature)		Date:	Time:	Received for lab by: (Signature) 		Date: 5/17/25	Time: 0845	Hold:	Condition: NCF / <input checked="" type="checkbox"/> OK