



ANALYTICAL REPORT

May 19, 2025

Revised Report

- 1 Cp
- 2 Tc
- 3 Ss
- 4 Cn
- 5 Sr
- 6 Qc
- 7 Gl
- 8 Al
- 9 Sc

CTEH - ER

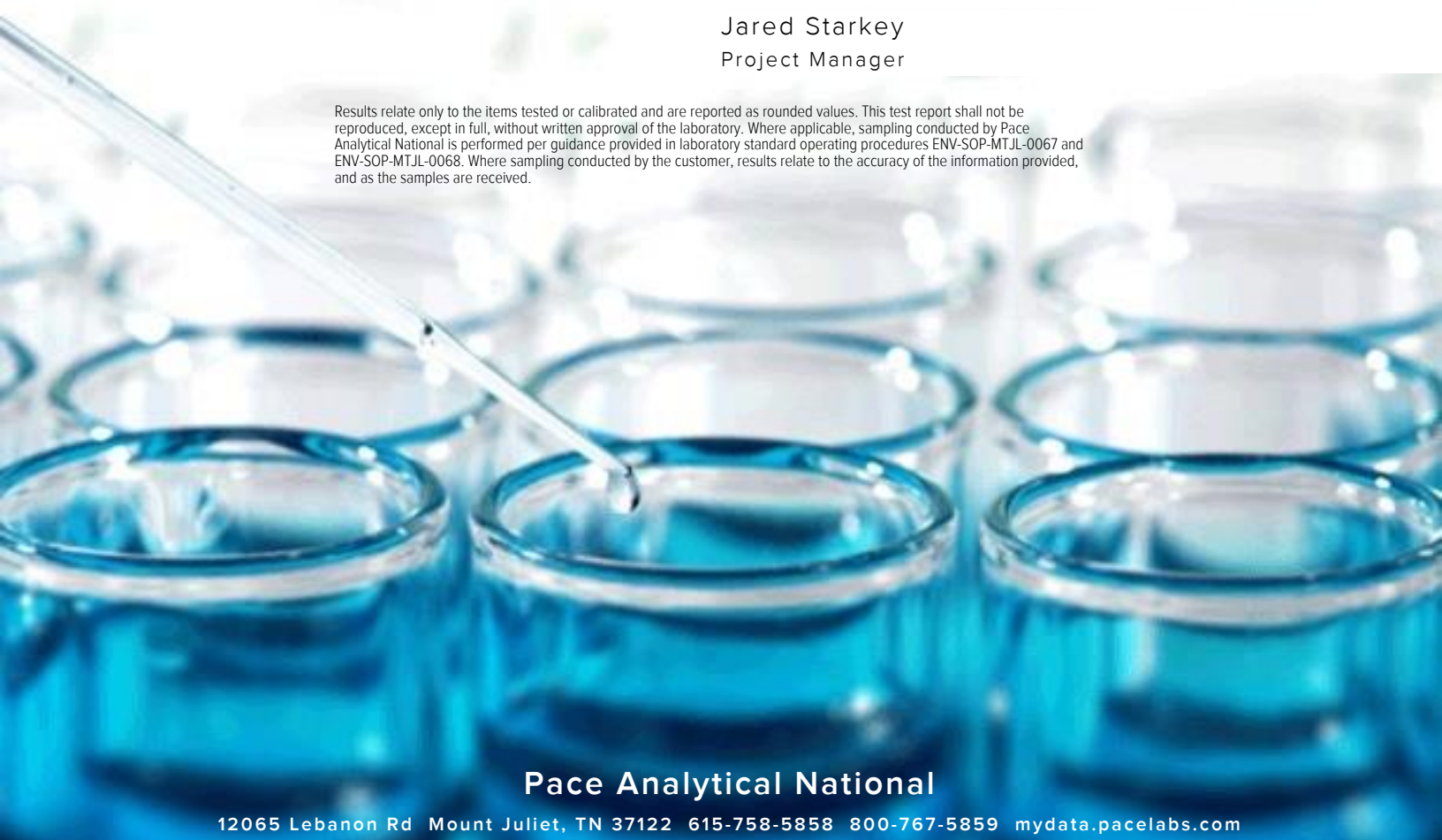
Sample Delivery Group: L1853255
 Samples Received: 04/30/2025
 Project Number: PROJ-054017
 Description: Bishop Loss of Containment Incident

Report To: CTEH
 5120 North Shore Drive
 North Little Rock, AR 72118

Entire Report Reviewed By:

Jared Starkey
Project Manager

Results relate only to the items tested or calibrated and are reported as rounded values. This test report shall not be reproduced, except in full, without written approval of the laboratory. Where applicable, sampling conducted by Pace Analytical National is performed per guidance provided in laboratory standard operating procedures ENV-SOP-MTJL-0067 and ENV-SOP-MTJL-0068. Where sampling conducted by the customer, results relate to the accuracy of the information provided, and as the samples are received.

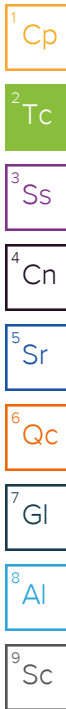


Pace Analytical National

12065 Lebanon Rd Mount Juliet, TN 37122 615-758-5858 800-767-5859 mydata.pacelabs.com

TABLE OF CONTENTS

Cp: Cover Page	1
Tc: Table of Contents	2
Ss: Sample Summary	3
Cn: Case Narrative	4
Sr: Sample Results	6
GACO0429T055S001 L1853255-01	6
Qc: Quality Control Summary	9
Total Solids by Method 2540 G-2011	9
Wet Chemistry by Method 350.1	10
Wet Chemistry by Method 4500NOrg D-2021	12
Wet Chemistry by Method 9056A	14
Wet Chemistry by Method WALKLEY-BLACK	15
Metals (ICP) by Method 6010D	16
Volatile Organic Compounds (GC/MS) by Method 8260D	18
Semi Volatile Organic Compounds (GC/MS) by Method 8270E	23
Gl: Glossary of Terms	28
Al: Accreditations & Locations	29
Sc: Sample Chain of Custody	30



SAMPLE SUMMARY

GACO0429T055S001 L1853255-01

Collected by: M. Beck
 Collected date/time: 04/29/25 11:30
 Received date/time: 04/30/25 11:20

Method	Batch	Dilution	Preparation date/time	Analysis date/time	Analyst	Location
Calculated Results	WG2503988	1	04/30/25 18:10	05/03/25 14:08	AEC	Mt. Juliet, TN
Total Solids by Method 2540 G-2011	WG2503639	1	04/30/25 13:35	04/30/25 13:42	CMB	Mt. Juliet, TN
Wet Chemistry by Method 350.1	WG2503855	1	04/30/25 23:45	05/01/25 01:04	RTW	Mt. Juliet, TN
Wet Chemistry by Method 4500NOrg D-2021	WG2504002	10	04/30/25 20:29	05/03/25 14:08	AEC	Mt. Juliet, TN
Wet Chemistry by Method 9056A	WG2503988	1	04/30/25 18:10	04/30/25 22:02	MDM	Mt. Juliet, TN
Wet Chemistry by Method WALKLEY-BLACK	WG2503982	5	04/30/25 17:37	05/01/25 17:33	ARV	Mt. Juliet, TN
Metals (ICP) by Method 6010D	WG2504019	1	04/30/25 17:58	04/30/25 22:08	MAP	Mt. Juliet, TN
Volatile Organic Compounds (GC/MS) by Method 8260D	WG2503703	1	04/30/25 12:54	04/30/25 15:43	JHH	Mt. Juliet, TN
Semi Volatile Organic Compounds (GC/MS) by Method 8270E	WG2503985	1	04/30/25 18:56	05/01/25 03:32	JTO	Mt. Juliet, TN

1 Cp

2 Tc

3 Ss

4 Cn

5 Sr

6 Qc

7 Gl

8 Al

9 Sc

CASE NARRATIVE

Unless qualified or notated within the narrative below, all sample aliquots were received at the correct temperature, in the proper containers, with the appropriate preservatives, and within method specified holding times. Where applicable, all MDL (LOD) and RDL (LOQ) values reported for environmental samples have been corrected for the dilution factor used in the analysis. All Method and Batch Quality Control are within established criteria except where addressed in this case narrative, a non-conformance form or properly qualified within the sample results. By my digital signature below, I affirm to the best of my knowledge, all problems/anomalies observed by the laboratory as having the potential to affect the quality of the data have been identified by the laboratory, and no information or data have been knowingly withheld that would affect the quality of the data.



Jared Starkey
Project Manager

Report Revision History

Level II Report - Version 1: 05/03/25 18:27

Project Comments

ID correction/Revised COC added

Wet Chemistry by Method 4500NOrg D-2021

The sample matrix interfered with the ability to make any accurate determination; spike value is low.

Batch	Lab Sample ID	Analytes
WG2504002	(MS) R4209323-6, (MSD) R4209323-7	Kjeldahl Nitrogen, TKN

The sample concentration is too high to evaluate accurate spike recoveries.

Batch	Lab Sample ID	Analytes
WG2504002	(MS) R4209323-3	Kjeldahl Nitrogen, TKN

Metals (ICP) by Method 6010D

The sample concentration is too high to evaluate accurate spike recoveries.

Batch	Lab Sample ID	Analytes
WG2504019	(MS) R4208143-5, (MSD) R4208143-6	Aluminum, Calcium and Iron

The sample matrix interfered with the ability to make any accurate determination; spike value is low.

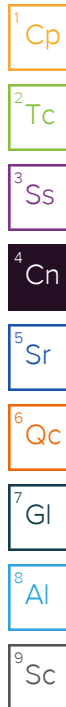
Batch	Lab Sample ID	Analytes
WG2504019	(MS) R4208143-5, (MSD) R4208143-6	Antimony, Magnesium, Manganese and Potassium

The sample matrix interfered with the ability to make any accurate determination; spike value is high.

Batch	Lab Sample ID	Analytes
WG2504019	(MS) R4208143-5	Magnesium

The associated batch QC was outside the established quality control range for precision.

Batch	Lab Sample ID	Analytes
WG2504019	(MSD) R4208143-6	Aluminum, Antimony, Iron and Magnesium



CASE NARRATIVE

Volatile Organic Compounds (GC/MS) by Method 8260D

The reported concentration is an estimate. The continuing calibration standard associated with this data responded low. Method sensitivity check is acceptable.

Batch	Lab Sample ID	Analytes
WG2503703	L1853255-01	1,1,2,2-Tetrachloroethane, 1,2-Dibromo-3-Chloropropane, 2-Butanone (MEK), Acetone and Chloroethane

The associated batch QC was above the established quality control range for accuracy.

Batch	Lab Sample ID	Analytes
WG2503703	(LCS) R4207816-1, L1853255-01	Carbon tetrachloride

The associated batch QC was below the established quality control range for accuracy.

Batch	Lab Sample ID	Analytes
WG2503703	(LCS) R4207816-1, L1853255-01	Chloroethane

Semi Volatile Organic Compounds (GC/MS) by Method 8270E

The reported concentration is an estimate. The continuing calibration standard associated with this data responded low. Method sensitivity check is acceptable.

Batch	Lab Sample ID	Analytes
WG2503985	L1853255-01	2,2-Oxybis(1-Chloropropane), 2,4-Dimethylphenol, Bis(2-chloroethyl)ether, Hexachlorocyclopentadiene and n-Nitrosodimethylamine

The sample matrix interfered with the ability to make any accurate determination; spike value is low.

Batch	Lab Sample ID	Analytes
WG2503985	(MS) R4207988-3, (MSD) R4207988-4	Hexachlorocyclopentadiene

The associated batch QC was outside the established quality control range for precision.

Batch	Lab Sample ID	Analytes
WG2503985	(MSD) R4207988-4	Hexachlorocyclopentadiene

1 Cp

2 Tc

3 Ss

4 Cn

5 Sr

6 Qc

7 Gl

8 Al

9 Sc

Calculated Results

Analyte	Result (dry) ug/kg	Qualifier	RDL (dry) ug/kg	Dilution	Analysis date / time	Batch
Total Nitrogen	725000		21600	1	05/03/2025 14:08	WG2503988

Total Solids by Method 2540 G-2011

Analyte	Result %	Qualifier	Dilution	Analysis date / time	Batch
Total Solids	92.4		1	04/30/2025 13:42	WG2503639

Wet Chemistry by Method 350.1

Analyte	Result (dry) ug/kg	Qualifier	RDL (dry) ug/kg	Dilution	Analysis date / time	Batch
Ammonia Nitrogen	ND		10800	1	05/01/2025 01:04	WG2503855

Wet Chemistry by Method 4500NOrg D-2021

Analyte	Result (dry) ug/kg	Qualifier	RDL (dry) ug/kg	Dilution	Analysis date / time	Batch
Kjeldahl Nitrogen, TKN	700000		216000	10	05/03/2025 14:08	WG2504002

Wet Chemistry by Method 9056A

Analyte	Result (dry) ug/kg	Qualifier	RDL (dry) ug/kg	Dilution	Analysis date / time	Batch
Nitrate-Nitrite	24600		21600	1	04/30/2025 22:02	WG2503988

Wet Chemistry by Method WALKLEY-BLACK

Analyte	Result ug/kg	Qualifier	RDL ug/kg	Dilution	Analysis date / time	Batch
TOC By Walkley Black	12400000		500000	5	05/01/2025 17:33	WG2503982

Metals (ICP) by Method 6010D

Analyte	Result (dry) ug/kg	Qualifier	RDL (dry) ug/kg	Dilution	Analysis date / time	Batch
Aluminum	3690000		21600	1	04/30/2025 22:08	WG2504019
Antimony	ND		2160	1	04/30/2025 22:08	WG2504019
Beryllium	397		216	1	04/30/2025 22:08	WG2504019
Calcium	10900000		108000	1	04/30/2025 22:08	WG2504019
Cobalt	3230		1080	1	04/30/2025 22:08	WG2504019
Iron	8390000		10800	1	04/30/2025 22:08	WG2504019
Magnesium	2880000		108000	1	04/30/2025 22:08	WG2504019
Manganese	190000		1080	1	04/30/2025 22:08	WG2504019
Potassium	1310000		108000	1	04/30/2025 22:08	WG2504019
Sodium	116000		108000	1	04/30/2025 22:08	WG2504019
Thallium	ND		2160	1	04/30/2025 22:08	WG2504019
Vanadium	10800		2160	1	04/30/2025 22:08	WG2504019

Volatile Organic Compounds (GC/MS) by Method 8260D

Analyte	Result (dry) ug/kg	Qualifier	RDL (dry) ug/kg	Dilution	Analysis date / time	Batch
Acetone	ND	C3	58.2	1	04/30/2025 15:43	WG2503703
Acrylonitrile	ND		14.6	1	04/30/2025 15:43	WG2503703
Bromobenzene	ND		14.6	1	04/30/2025 15:43	WG2503703
Bromodichloromethane	ND		2.91	1	04/30/2025 15:43	WG2503703
Bromoform	ND		29.1	1	04/30/2025 15:43	WG2503703
Bromomethane	ND		14.6	1	04/30/2025 15:43	WG2503703

1 Cp

2 Tc

3 Ss

4 Cn

5 Sr

6 Qc

7 Gl

8 Al

9 Sc

Volatile Organic Compounds (GC/MS) by Method 8260D

Analyte	Result (dry) ug/kg	Qualifier	RDL (dry) ug/kg	Dilution	Analysis date / time	Batch
n-Butylbenzene	ND		14.6	1	04/30/2025 15:43	WG2503703
sec-Butylbenzene	ND		14.6	1	04/30/2025 15:43	WG2503703
tert-Butylbenzene	ND		5.82	1	04/30/2025 15:43	WG2503703
Carbon tetrachloride	ND	J4	5.82	1	04/30/2025 15:43	WG2503703
Chlorobenzene	ND		2.91	1	04/30/2025 15:43	WG2503703
Chlorodibromomethane	ND		2.91	1	04/30/2025 15:43	WG2503703
Chloroethane	ND	C3 J4	5.82	1	04/30/2025 15:43	WG2503703
Chloroform	ND		2.91	1	04/30/2025 15:43	WG2503703
Chloromethane	ND		14.6	1	04/30/2025 15:43	WG2503703
2-Chlorotoluene	ND		2.91	1	04/30/2025 15:43	WG2503703
4-Chlorotoluene	ND		5.82	1	04/30/2025 15:43	WG2503703
1,2-Dibromo-3-Chloropropane	ND	C3	29.1	1	04/30/2025 15:43	WG2503703
1,2-Dibromoethane	ND		2.91	1	04/30/2025 15:43	WG2503703
Dibromomethane	ND		5.82	1	04/30/2025 15:43	WG2503703
1,2-Dichlorobenzene	ND		5.82	1	04/30/2025 15:43	WG2503703
1,3-Dichlorobenzene	ND		5.82	1	04/30/2025 15:43	WG2503703
1,4-Dichlorobenzene	ND		5.82	1	04/30/2025 15:43	WG2503703
Dichlorodifluoromethane	ND		5.82	1	04/30/2025 15:43	WG2503703
1,1-Dichloroethane	ND		2.91	1	04/30/2025 15:43	WG2503703
1,2-Dichloroethane	ND		2.91	1	04/30/2025 15:43	WG2503703
1,1-Dichloroethene	ND		2.91	1	04/30/2025 15:43	WG2503703
cis-1,2-Dichloroethene	ND		2.91	1	04/30/2025 15:43	WG2503703
trans-1,2-Dichloroethene	ND		5.82	1	04/30/2025 15:43	WG2503703
1,2-Dichloropropane	ND		5.82	1	04/30/2025 15:43	WG2503703
1,1-Dichloropropene	ND		2.91	1	04/30/2025 15:43	WG2503703
1,3-Dichloropropane	ND		5.82	1	04/30/2025 15:43	WG2503703
cis-1,3-Dichloropropene	ND		2.91	1	04/30/2025 15:43	WG2503703
trans-1,3-Dichloropropene	ND		5.82	1	04/30/2025 15:43	WG2503703
2,2-Dichloropropane	ND		2.91	1	04/30/2025 15:43	WG2503703
Di-isopropyl ether	ND		1.16	1	04/30/2025 15:43	WG2503703
Hexachloro-1,3-butadiene	ND		29.1	1	04/30/2025 15:43	WG2503703
Isopropylbenzene	ND		2.91	1	04/30/2025 15:43	WG2503703
p-Isopropyltoluene	ND		5.82	1	04/30/2025 15:43	WG2503703
2-Butanone (MEK)	ND	C3	116	1	04/30/2025 15:43	WG2503703
Methylene Chloride	ND		29.1	1	04/30/2025 15:43	WG2503703
4-Methyl-2-pentanone (MIBK)	ND		29.1	1	04/30/2025 15:43	WG2503703
Methyl tert-butyl ether	ND		1.16	1	04/30/2025 15:43	WG2503703
n-Propylbenzene	ND		5.82	1	04/30/2025 15:43	WG2503703
Styrene	ND		14.6	1	04/30/2025 15:43	WG2503703
1,1,1,2-Tetrachloroethane	ND		2.91	1	04/30/2025 15:43	WG2503703
1,1,2,2-Tetrachloroethane	ND	C3	2.91	1	04/30/2025 15:43	WG2503703
1,1,2-Trichlorotrifluoroethane	ND		2.91	1	04/30/2025 15:43	WG2503703
Tetrachloroethene	ND		2.91	1	04/30/2025 15:43	WG2503703
1,2,3-Trichlorobenzene	ND		14.6	1	04/30/2025 15:43	WG2503703
1,2,4-Trichlorobenzene	ND		14.6	1	04/30/2025 15:43	WG2503703
1,1,1-Trichloroethane	ND		2.91	1	04/30/2025 15:43	WG2503703
1,1,2-Trichloroethane	ND		2.91	1	04/30/2025 15:43	WG2503703
Trichloroethene	ND		1.16	1	04/30/2025 15:43	WG2503703
Trichlorofluoromethane	ND		2.91	1	04/30/2025 15:43	WG2503703
1,2,3-Trichloropropane	ND		14.6	1	04/30/2025 15:43	WG2503703
1,2,3-Trimethylbenzene	ND		5.82	1	04/30/2025 15:43	WG2503703
Vinyl chloride	ND		2.91	1	04/30/2025 15:43	WG2503703
(S) Toluene-d8	97.1		75.0-131		04/30/2025 15:43	WG2503703
(S) 4-Bromofluorobenzene	98.0		67.0-138		04/30/2025 15:43	WG2503703
(S) 1,2-Dichloroethane-d4	106		70.0-130		04/30/2025 15:43	WG2503703

1 Cp

2 Tc

3 Ss

4 Cn

5 Sr

6 Qc

7 Gl

8 Al

9 Sc

Semi Volatile Organic Compounds (GC/MS) by Method 8270E

Analyte	Result (dry) ug/kg	Qualifier	RDL (dry) ug/kg	Dilution	Analysis date / time	Batch
Acenaphthylene	ND		36.0	1	05/01/2025 03:32	WG2503985
Benzidine	ND		1810	1	05/01/2025 03:32	WG2503985
Benzo(g,h,i)perylene	ND		36.0	1	05/01/2025 03:32	WG2503985
Bis(2-chloroethoxy)methane	ND		360	1	05/01/2025 03:32	WG2503985
Bis(2-chloroethyl)ether	ND	C3	360	1	05/01/2025 03:32	WG2503985
2,2-Oxybis(1-Chloropropane)	ND	C3	360	1	05/01/2025 03:32	WG2503985
4-Bromophenyl-phenylether	ND		360	1	05/01/2025 03:32	WG2503985
2-Chloronaphthalene	ND		36.0	1	05/01/2025 03:32	WG2503985
4-Chlorophenyl-phenylether	ND		360	1	05/01/2025 03:32	WG2503985
1,2-Dichlorobenzene	ND		360	1	05/01/2025 03:32	WG2503985
1,3-Dichlorobenzene	ND		360	1	05/01/2025 03:32	WG2503985
1,4-Dichlorobenzene	ND		360	1	05/01/2025 03:32	WG2503985
3,3-Dichlorobenzidine	ND		360	1	05/01/2025 03:32	WG2503985
2,4-Dinitrotoluene	ND		360	1	05/01/2025 03:32	WG2503985
2,6-Dinitrotoluene	ND		360	1	05/01/2025 03:32	WG2503985
Hexachlorobenzene	ND		360	1	05/01/2025 03:32	WG2503985
Hexachloro-1,3-butadiene	ND		360	1	05/01/2025 03:32	WG2503985
Hexachlorocyclopentadiene	ND	C3	360	1	05/01/2025 03:32	WG2503985
Hexachloroethane	ND		360	1	05/01/2025 03:32	WG2503985
Isophorone	ND		360	1	05/01/2025 03:32	WG2503985
Nitrobenzene	ND		360	1	05/01/2025 03:32	WG2503985
n-Nitrosodimethylamine	ND	C3	360	1	05/01/2025 03:32	WG2503985
n-Nitrosodiphenylamine	ND		360	1	05/01/2025 03:32	WG2503985
n-Nitrosodi-n-propylamine	ND		360	1	05/01/2025 03:32	WG2503985
Phenanthrene	ND		36.0	1	05/01/2025 03:32	WG2503985
Benzylbutyl phthalate	ND		360	1	05/01/2025 03:32	WG2503985
Bis(2-ethylhexyl)phthalate	ND		360	1	05/01/2025 03:32	WG2503985
Di-n-butyl phthalate	ND		360	1	05/01/2025 03:32	WG2503985
Diethyl phthalate	ND		360	1	05/01/2025 03:32	WG2503985
Dimethyl phthalate	ND		360	1	05/01/2025 03:32	WG2503985
Di-n-octyl phthalate	ND		360	1	05/01/2025 03:32	WG2503985
1,2,4-Trichlorobenzene	ND		360	1	05/01/2025 03:32	WG2503985
4-Chloro-3-methylphenol	ND		360	1	05/01/2025 03:32	WG2503985
2-Chlorophenol	ND		360	1	05/01/2025 03:32	WG2503985
2,4-Dichlorophenol	ND		360	1	05/01/2025 03:32	WG2503985
2,4-Dimethylphenol	ND	C3	360	1	05/01/2025 03:32	WG2503985
4,6-Dinitro-2-methylphenol	ND		360	1	05/01/2025 03:32	WG2503985
2,4-Dinitrophenol	ND		360	1	05/01/2025 03:32	WG2503985
2-Nitrophenol	ND		360	1	05/01/2025 03:32	WG2503985
4-Nitrophenol	ND		360	1	05/01/2025 03:32	WG2503985
Pentachlorophenol	ND		360	1	05/01/2025 03:32	WG2503985
Phenol	ND		360	1	05/01/2025 03:32	WG2503985
2,4,6-Trichlorophenol	ND		360	1	05/01/2025 03:32	WG2503985
(S) 2-Fluorophenol	74.8		12.0-120		05/01/2025 03:32	WG2503985
(S) Phenol-d5	64.6		10.0-120		05/01/2025 03:32	WG2503985
(S) Nitrobenzene-d5	61.1		10.0-122		05/01/2025 03:32	WG2503985
(S) 2-Fluorobiphenyl	67.6		15.0-120		05/01/2025 03:32	WG2503985
(S) 2,4,6-Tribromophenol	79.6		10.0-127		05/01/2025 03:32	WG2503985
(S) p-Terphenyl-d14	84.4		10.0-120		05/01/2025 03:32	WG2503985

1 Cp

2 Tc

3 Ss

4 Cn

5 Sr

6 Qc

7 Gl

8 Al

9 Sc

Method Blank (MB)

(MB) R4208046-1 04/30/25 13:42

Analyte	MB Result %	MB Qualifier	MB MDL %	MB RDL %
Total Solids	0.00100			

¹Cp

²Tc

³Ss

L1853242-01 Original Sample (OS) • Duplicate (DUP)

(OS) L1853242-01 04/30/25 13:42 • (DUP) R4208046-3 04/30/25 13:42

Analyte	Original Result %	DUP Result %	Dilution	DUP RPD %	DUP Qualifier	DUP RPD Limits
Total Solids	93.1	93.6	1	0.551		10

⁴Cn

⁵Sr

Laboratory Control Sample (LCS)

(LCS) R4208046-2 04/30/25 13:42

Analyte	Spike Amount %	LCS Result %	LCS Rec. %	Rec. Limits %	LCS Qualifier
Total Solids	50.0	50.0	100	90.0-110	

⁶Qc

⁷Gl

⁸Al

⁹Sc

Method Blank (MB)

(MB) R4207974-1 05/01/25 00:25

Analyte	MB Result	MB Qualifier	MB MDL	MB RDL
Ammonia Nitrogen	U		7190	10000

¹Cp

²Tc

³Ss

⁴Cn

⁵Sr

⁶Qc

⁷Gl

⁸Al

⁹Sc

L1850888-05 Original Sample (OS) • Duplicate (DUP)

(OS) L1850888-05 05/01/25 00:28 • (DUP) R4207974-3 05/01/25 00:30

Analyte	Original Result (dry)	DUP Result (dry)	Dilution	DUP RPD	DUP Qualifier	DUP RPD Limits
Ammonia Nitrogen	ND	ND	1	0.000		20

L1850888-06 Original Sample (OS) • Duplicate (DUP)

(OS) L1850888-06 05/01/25 00:31 • (DUP) R4207974-4 05/01/25 00:33

Analyte	Original Result (dry)	DUP Result (dry)	Dilution	DUP RPD	DUP Qualifier	DUP RPD Limits
Ammonia Nitrogen	ND	ND	1	0.000		20

Laboratory Control Sample (LCS)

(LCS) R4207974-2 05/01/25 00:27

Analyte	Spike Amount	LCS Result	LCS Rec.	Rec. Limits	LCS Qualifier
Ammonia Nitrogen	250000	262000	105	90.0-110	

L1853231-05 Original Sample (OS) • Matrix Spike (MS) • Matrix Spike Duplicate (MSD)

(OS) L1853231-05 05/01/25 00:55 • (MS) R4207974-5 05/01/25 00:57 • (MSD) R4207974-6 05/01/25 00:58

Analyte	Spike Amount (dry)	Original Result (dry)	MS Result (dry)	MSD Result (dry)	MS Rec.	MSD Rec.	Dilution	Rec. Limits	MS Qualifier	MSD Qualifier	RPD	RPD Limits
Ammonia Nitrogen	276000	ND	268000	277000	97.0	100	1	90.0-110			3.17	20

L1853258-01 Original Sample (OS) • Matrix Spike (MS) • Matrix Spike Duplicate (MSD)

(OS) L1853258-01 05/01/25 01:07 • (MS) R4207974-7 05/01/25 01:09 • (MSD) R4207974-8 05/01/25 01:10

Analyte	Spike Amount (dry) ug/kg	Original Result (dry) ug/kg	MS Result (dry) ug/kg	MSD Result (dry) ug/kg	MS Rec. %	MSD Rec. %	Dilution	Rec. Limits %	MS Qualifier	MSD Qualifier	RPD %	RPD Limits %
Ammonia Nitrogen	285000	ND	282000	286000	99.0	100	1	90.0-110			1.19	20

1 Cp

2 Tc

3 Ss

4 Cn

5 Sr

6 Qc

7 Gl

8 Al

9 Sc

Method Blank (MB)

(MB) R4209323-1 05/03/25 13:51

Analyte	MB Result	MB Qualifier	MB MDL	MB RDL
Kjeldahl Nitrogen, TKN	U		15200	20000

¹Cp

²Tc

³Ss

⁴Cn

⁵Sr

⁶Qc

⁷Gl

⁸Al

⁹Sc

L1853251-02 Original Sample (OS) • Duplicate (DUP)

(OS) L1853251-02 05/03/25 13:56 • (DUP) R4209323-4 05/03/25 13:58

Analyte	Original Result (dry)	DUP Result (dry)	Dilution	DUP RPD	DUP Qualifier	DUP RPD Limits
Kjeldahl Nitrogen, TKN	1620000	1440000	10	11.9		20

L1853251-03 Original Sample (OS) • Duplicate (DUP)

(OS) L1853251-03 05/03/25 13:59 • (DUP) R4209323-5 05/03/25 14:00

Analyte	Original Result (dry)	DUP Result (dry)	Dilution	DUP RPD	DUP Qualifier	DUP RPD Limits
Kjeldahl Nitrogen, TKN	2180000	1900000	10	13.6		20

Laboratory Control Sample (LCS)

(LCS) R4209323-2 05/03/25 13:53

Analyte	Spike Amount	LCS Result	LCS Rec.	Rec. Limits	LCS Qualifier
Kjeldahl Nitrogen, TKN	480000	444000	92.5	81.7-124	

L1853251-01 Original Sample (OS) • Matrix Spike (MS)

(OS) L1853251-01 05/03/25 13:54 • (MS) R4209323-3 05/03/25 13:55

Analyte	Spike Amount (dry)	Original Result (dry)	MS Result (dry)	MS Rec.	Dilution	Rec. Limits	MS Qualifier
Kjeldahl Nitrogen, TKN	429000	2460000	2730000	63.3	10	81.7-124	√

L1853258-01 Original Sample (OS) • Matrix Spike (MS) • Matrix Spike Duplicate (MSD)

(OS) L1853258-01 05/03/25 14:10 • (MS) R4209323-6 05/03/25 14:12 • (MSD) R4209323-7 05/03/25 14:13

Analyte	Spike Amount (dry) ug/kg	Original Result (dry) ug/kg	MS Result (dry) ug/kg	MSD Result (dry) ug/kg	MS Rec. %	MSD Rec. %	Dilution	Rec. Limits %	MS Qualifier	MSD Qualifier	RPD %	RPD Limits %
Kjeldahl Nitrogen, TKN	456000	1710000	1820000	2010000	24.0	66.2	10	81.7-124	<u>J6</u>	<u>J6</u>	10.1	20

¹ Cp

² Tc

³ Ss

⁴ Cn

⁵ Sr

⁶ Qc

⁷ Gl

⁸ Al

⁹ Sc

Method Blank (MB)

(MB) R4207969-1 04/30/25 19:43

Analyte	MB Result	MB Qualifier	MB MDL	MB RDL
Nitrate-Nitrite	U		606	20000

¹Cp

²Tc

³Ss

Laboratory Control Sample (LCS)

(LCS) R4207969-2 04/30/25 19:56

Analyte	Spike Amount	LCS Result	LCS Rec.	Rec. Limits	LCS Qualifier
Nitrate-Nitrite	40000	41700	104	80.0-120	

⁴Cn

⁵Sr

L1853258-01 Original Sample (OS) • Matrix Spike (MS) • Matrix Spike Duplicate (MSD)

(OS) L1853258-01 04/30/25 22:27 • (MS) R4207969-3 04/30/25 22:39 • (MSD) R4207969-4 04/30/25 22:52

Analyte	Spike Amount (dry)	Original Result (dry)	MS Result (dry)	MSD Result (dry)	MS Rec.	MSD Rec.	Dilution	Rec. Limits	MS Qualifier	MSD Qualifier	RPD	RPD Limits
Nitrate-Nitrite	45600	156000	196000	199000	88.0	93.6	5	80.0-120			1.30	15

⁶Qc

⁷Gl

⁸Al

⁹Sc

Method Blank (MB)

(MB) R4208486-1 05/01/25 17:26

Analyte	MB Result	MB Qualifier	MB MDL	MB RDL
TOC By Walkley Black	U		25500	100000

¹Cp

²Tc

³Ss

⁴Cn

⁵Sr

⁶Qc

⁷Gl

⁸Al

⁹Sc

L1853270-01 Original Sample (OS) • Duplicate (DUP)

(OS) L1853270-01 05/01/25 17:37 • (DUP) R4208486-9 05/01/25 17:38

Analyte	Original Result	DUP Result	Dilution	DUP RPD	DUP Qualifier	DUP RPD Limits
TOC By Walkley Black	48600000	45200000	9	7.26		20

Laboratory Control Sample (LCS)

(LCS) R4208486-2 05/01/25 17:26

Analyte	Spike Amount	LCS Result	LCS Rec.	Rec. Limits	LCS Qualifier
TOC By Walkley Black	3230000	3950000	122	75.0-144	

L1853216-03 Original Sample (OS) • Matrix Spike (MS) • Matrix Spike Duplicate (MSD)

(OS) L1853216-03 05/01/25 17:28 • (MS) R4208486-3 05/01/25 17:29 • (MSD) R4208486-4 05/01/25 17:29

Analyte	Spike Amount	Original Result	MS Result	MSD Result	MS Rec.	MSD Rec.	Dilution	Rec. Limits	MS Qualifier	MSD Qualifier	RPD	RPD Limits
TOC By Walkley Black	40000000	33600000	74300000	69800000	102	101	10	80.0-120			6.20	20

L1853231-05 Original Sample (OS) • Matrix Spike (MS) • Matrix Spike Duplicate (MSD)

(OS) L1853231-05 05/01/25 17:29 • (MS) R4208486-5 05/01/25 17:30 • (MSD) R4208486-6 05/01/25 17:31

Analyte	Spike Amount	Original Result	MS Result	MSD Result	MS Rec.	MSD Rec.	Dilution	Rec. Limits	MS Qualifier	MSD Qualifier	RPD	RPD Limits
TOC By Walkley Black	20000000	20200000	41400000	40200000	106	100	5	80.0-120			2.75	20

L1853258-01 Original Sample (OS) • Matrix Spike (MS) • Matrix Spike Duplicate (MSD)

(OS) L1853258-01 05/01/25 17:34 • (MS) R4208486-7 05/01/25 17:36 • (MSD) R4208486-8 05/01/25 17:36

Analyte	Spike Amount	Original Result	MS Result	MSD Result	MS Rec.	MSD Rec.	Dilution	Rec. Limits	MS Qualifier	MSD Qualifier	RPD	RPD Limits
TOC By Walkley Black	20000000	15400000	37300000	35200000	110	99.3	5	80.0-120			5.85	20

Method Blank (MB)

(MB) R4208143-1 04/30/25 21:46

Analyte	MB Result ug/kg	MB Qualifier	MB MDL ug/kg	MB RDL ug/kg
Aluminum	U		6080	20000
Antimony	U		691	2000
Beryllium	U		47.7	200
Calcium	U		19000	100000
Cobalt	U		177	1000
Iron	U		2240	10000
Magnesium	U		19900	100000
Manganese	U		173	1000
Potassium	U		20900	100000
Sodium	U		41200	100000
Thallium	U		518	2000
Vanadium	U		383	2000

¹Cp

²Tc

³Ss

⁴Cn

⁵Sr

⁶Qc

⁷Gl

⁸Al

⁹Sc

Laboratory Control Sample (LCS)

(LCS) R4208143-2 04/30/25 21:48

Analyte	Spike Amount ug/kg	LCS Result ug/kg	LCS Rec. %	Rec. Limits %	LCS Qualifier
Aluminum	1000000	957000	95.7	80.0-120	
Antimony	100000	95600	95.6	80.0-120	
Beryllium	100000	94000	94.0	80.0-120	
Calcium	1000000	933000	93.3	80.0-120	
Cobalt	100000	89300	89.3	80.0-120	
Iron	1000000	937000	93.7	80.0-120	
Magnesium	1000000	980000	98.0	80.0-120	
Manganese	100000	93000	93.0	80.0-120	
Potassium	1000000	949000	94.9	80.0-120	
Sodium	1000000	955000	95.5	80.0-120	
Thallium	100000	97400	97.4	80.0-120	
Vanadium	100000	93500	93.5	80.0-120	

L1853258-01 Original Sample (OS) • Matrix Spike (MS) • Matrix Spike Duplicate (MSD)

(OS) L1853258-01 04/30/25 21:49 • (MS) R4208143-5 04/30/25 21:54 • (MSD) R4208143-6 04/30/25 21:56

Analyte	Spike Amount (dry) ug/kg	Original Result (dry) ug/kg	MS Result (dry) ug/kg	MSD Result (dry) ug/kg	MS Rec. %	MSD Rec. %	Dilution	Rec. Limits %	MS Qualifier	MSD Qualifier	RPD %	RPD Limits %
Aluminum	1140000	6520000	9750000	5720000	283	0.000	1	75.0-125	<u>V</u>	<u>J3 V</u>	52.1	20
Antimony	114000	ND	68800	85000	60.4	74.5	1	75.0-125	<u>J6</u>	<u>J3 J6</u>	21.0	20

L1853258-01 Original Sample (OS) • Matrix Spike (MS) • Matrix Spike Duplicate (MSD)

(OS) L1853258-01 04/30/25 21:49 • (MS) R4208143-5 04/30/25 21:54 • (MSD) R4208143-6 04/30/25 21:56

Analyte	Spike Amount (dry) ug/kg	Original Result (dry) ug/kg	MS Result (dry) ug/kg	MSD Result (dry) ug/kg	MS Rec. %	MSD Rec. %	Dilution	Rec. Limits %	MS Qualifier	MSD Qualifier	RPD %	RPD Limits %
Beryllium	114000	600	103000	105000	90.1	91.5	1	75.0-125			1.56	20
Calcium	1140000	23300000	26300000	24900000	263	140	1	75.0-125	V	V	5.50	20
Cobalt	114000	4710	111000	107000	93.4	90.0	1	75.0-125			3.52	20
Iron	1140000	9200000	11300000	7050000	185	0.000	1	75.0-125	V	J3 V	46.4	20
Magnesium	1140000	4280000	5780000	4590000	132	27.4	1	75.0-125	J5	J3 J6	22.9	20
Manganese	114000	233000	325000	304000	81.2	62.8	1	75.0-125		J6	6.68	20
Potassium	1140000	3690000	4930000	4220000	109	47.2	1	75.0-125		J6	15.4	20
Sodium	1140000	633000	1900000	1690000	111	92.8	1	75.0-125			11.4	20
Thallium	114000	ND	106000	105000	92.9	92.2	1	75.0-125			0.775	20
Vanadium	114000	19300	123000	115000	91.3	83.8	1	75.0-125			7.19	20

1 Cp

2 Tc

3 Ss

4 Cn

5 Sr

6 Qc

7 Gl

8 Al

9 Sc

Method Blank (MB)

(MB) R4207816-2 04/30/25 08:36

Analyte	MB Result	MB Qualifier	MB MDL	MB RDL
	ug/kg		ug/kg	ug/kg
Acetone	U		36.5	50.0
Acrylonitrile	U		3.61	12.5
Bromobenzene	U		0.900	12.5
Bromodichloromethane	U		0.725	2.50
Bromoform	U		1.17	25.0
Bromomethane	4.48	U	1.97	12.5
n-Butylbenzene	U		5.25	12.5
sec-Butylbenzene	U		2.88	12.5
tert-Butylbenzene	U		1.95	5.00
Carbon tetrachloride	U		0.898	5.00
Chlorobenzene	U		0.210	2.50
Chlorodibromomethane	U		0.612	2.50
Chloroethane	U		1.70	5.00
Chloroform	1.33	U	1.03	2.50
Chloromethane	U		4.35	12.5
2-Chlorotoluene	U		0.865	2.50
4-Chlorotoluene	U		0.450	5.00
1,2-Dibromo-3-Chloropropane	U		3.90	25.0
1,2-Dibromoethane	U		0.648	2.50
Dibromomethane	U		0.750	5.00
1,2-Dichlorobenzene	U		0.425	5.00
1,3-Dichlorobenzene	U		0.600	5.00
1,4-Dichlorobenzene	U		0.700	5.00
Dichlorodifluoromethane	U		1.61	5.00
1,1-Dichloroethane	U		0.491	2.50
1,2-Dichloroethane	U		0.649	2.50
1,1-Dichloroethene	U		0.606	2.50
cis-1,2-Dichloroethene	U		0.734	2.50
trans-1,2-Dichloroethene	U		1.04	5.00
1,2-Dichloropropane	U		1.42	5.00
1,1-Dichloropropene	U		0.809	2.50
1,3-Dichloropropane	U		0.501	5.00
cis-1,3-Dichloropropene	U		0.757	2.50
trans-1,3-Dichloropropene	U		1.14	5.00
2,2-Dichloropropane	U		1.38	2.50
Di-isopropyl ether	U		0.410	1.00
Hexachloro-1,3-butadiene	U		6.00	25.0
Isopropylbenzene	U		0.425	2.50
p-Isopropyltoluene	U		2.55	5.00
2-Butanone (MEK)	U		63.5	100

1 Cp

2 Tc

3 Ss

4 Cn

5 Sr

6 Qc

7 Gl

8 Al

9 Sc

Method Blank (MB)

(MB) R4207816-2 04/30/25 08:36

Analyte	MB Result ug/kg	MB Qualifier	MB MDL ug/kg	MB RDL ug/kg
Methylene Chloride	U		6.64	25.0
4-Methyl-2-pentanone (MIBK)	U		2.28	25.0
Methyl tert-butyl ether	U		0.350	1.00
n-Propylbenzene	U		0.950	5.00
Styrene	U		0.229	12.5
1,1,1,2-Tetrachloroethane	U		0.948	2.50
1,1,2,2-Tetrachloroethane	U		0.695	2.50
1,1,2-Trichlorotrifluoroethane	U		0.754	2.50
Tetrachloroethene	U		0.896	2.50
1,2,3-Trichlorobenzene	U		7.33	12.5
1,2,4-Trichlorobenzene	U		4.40	12.5
1,1,1-Trichloroethane	U		0.923	2.50
1,1,2-Trichloroethane	U		0.597	2.50
Trichloroethene	U		0.584	1.00
Trichlorofluoromethane	U		0.827	2.50
1,2,3-Trichloropropane	U		1.62	12.5
1,2,3-Trimethylbenzene	U		1.58	5.00
Vinyl chloride	U		1.16	2.50
(S) Toluene-d8	97.6			75.0-131
(S) 4-Bromofluorobenzene	93.2			67.0-138
(S) 1,2-Dichloroethane-d4	121			70.0-130

¹Cp

²Tc

³Ss

⁴Cn

⁵Sr

⁶Qc

⁷Gl

⁸Al

⁹Sc

Laboratory Control Sample (LCS)

(LCS) R4207816-1 04/30/25 07:15

Analyte	Spike Amount ug/kg	LCS Result ug/kg	LCS Rec. %	Rec. Limits %	LCS Qualifier
Acetone	625	430	68.8	10.0-160	
Acrylonitrile	625	562	89.9	45.0-153	
Bromobenzene	125	145	116	73.0-121	
Bromodichloromethane	125	130	104	73.0-121	
Bromoform	125	103	82.4	64.0-132	
Bromomethane	125	115	92.0	56.0-147	
n-Butylbenzene	125	135	108	68.0-135	
sec-Butylbenzene	125	129	103	74.0-130	
tert-Butylbenzene	125	124	99.2	75.0-127	
Carbon tetrachloride	125	166	133	66.0-128	<u>J4</u>
Chlorobenzene	125	113	90.4	76.0-128	
Chlorodibromomethane	125	116	92.8	74.0-127	

Laboratory Control Sample (LCS)

(LCS) R4207816-1 04/30/25 07:15

Analyte	Spike Amount ug/kg	LCS Result ug/kg	LCS Rec. %	Rec. Limits %	LCS Qualifier
Chloroethane	125	74.8	59.8	61.0-134	J4
Chloroform	125	133	106	72.0-123	
Chloromethane	125	148	118	51.0-138	
2-Chlorotoluene	125	139	111	75.0-124	
4-Chlorotoluene	125	141	113	75.0-124	
1,2-Dibromo-3-Chloropropane	125	98.7	79.0	59.0-130	
1,2-Dibromoethane	125	99.4	79.5	74.0-128	
Dibromomethane	125	110	88.0	75.0-122	
1,2-Dichlorobenzene	125	129	103	76.0-124	
1,3-Dichlorobenzene	125	137	110	76.0-125	
1,4-Dichlorobenzene	125	125	100	77.0-121	
Dichlorodifluoromethane	125	158	126	43.0-156	
1,1-Dichloroethane	125	137	110	70.0-127	
1,2-Dichloroethane	125	132	106	65.0-131	
1,1-Dichloroethene	125	140	112	65.0-131	
cis-1,2-Dichloroethene	125	119	95.2	73.0-125	
trans-1,2-Dichloroethene	125	115	92.0	71.0-125	
1,2-Dichloropropane	125	124	99.2	74.0-125	
1,1-Dichloropropene	125	132	106	73.0-125	
1,3-Dichloropropane	125	110	88.0	80.0-125	
cis-1,3-Dichloropropene	125	130	104	76.0-127	
trans-1,3-Dichloropropene	125	127	102	73.0-127	
2,2-Dichloropropane	125	151	121	59.0-135	
Di-isopropyl ether	125	130	104	60.0-136	
Hexachloro-1,3-butadiene	125	156	125	57.0-150	
Isopropylbenzene	125	120	96.0	72.0-127	
p-Isopropyltoluene	125	126	101	72.0-133	
2-Butanone (MEK)	625	492	78.7	30.0-160	
Methylene Chloride	125	119	95.2	68.0-123	
4-Methyl-2-pentanone (MIBK)	625	558	89.3	56.0-143	
Methyl tert-butyl ether	125	119	95.2	66.0-132	
n-Propylbenzene	125	142	114	74.0-126	
Styrene	125	116	92.8	72.0-127	
1,1,1,2-Tetrachloroethane	125	126	101	74.0-129	
1,1,2,2-Tetrachloroethane	125	93.4	74.7	68.0-128	
1,1,2-Trichlorotrifluoroethane	125	130	104	61.0-139	
Tetrachloroethene	125	133	106	70.0-136	
1,2,3-Trichlorobenzene	125	128	102	59.0-139	
1,2,4-Trichlorobenzene	125	134	107	62.0-137	
1,1,1-Trichloroethane	125	154	123	69.0-126	

1 Cp

2 Tc

3 Ss

4 Cn

5 Sr

6 Qc

7 Gl

8 Al

9 Sc

Laboratory Control Sample (LCS)

(LCS) R4207816-1 04/30/25 07:15

Analyte	Spike Amount ug/kg	LCS Result ug/kg	LCS Rec. %	Rec. Limits %	LCS Qualifier
1,1,2-Trichloroethane	125	107	85.6	78.0-123	
Trichloroethene	125	131	105	76.0-126	
Trichlorofluoromethane	125	164	131	61.0-142	
1,2,3-Trichloropropane	125	123	98.4	67.0-129	
1,2,3-Trimethylbenzene	125	133	106	74.0-124	
Vinyl chloride	125	95.6	76.5	63.0-134	
(S) Toluene-d8			96.3	75.0-131	
(S) 4-Bromofluorobenzene			97.2	67.0-138	
(S) 1,2-Dichloroethane-d4			119	70.0-130	

L1853258-01 Original Sample (OS) • Matrix Spike (MS) • Matrix Spike Duplicate (MSD)

(OS) L1853258-01 04/30/25 16:23 • (MS) R4207816-3 04/30/25 18:51 • (MSD) R4207816-4 04/30/25 19:11

Analyte	Spike Amount (dry) ug/kg	Original Result (dry) ug/kg	MS Result (dry) ug/kg	MSD Result (dry) ug/kg	MS Rec. %	MSD Rec. %	Dilution	Rec. Limits %	MS Qualifier	MSD Qualifier	RPD %	RPD Limits %
Acetone	800	ND	456	510	57.0	63.7	1	10.0-160			11.1	40
Acrylonitrile	800	ND	551	709	68.8	88.6	1	10.0-160			25.2	40
Bromobenzene	160	ND	138	170	86.4	106	1	10.0-156			20.7	38
Bromodichloromethane	160	ND	115	141	72.0	88.0	1	10.0-143			20.0	37
Bromoform	160	ND	89.6	113	56.0	70.3	1	10.0-146			22.7	36
Bromomethane	160	ND	95.7	125	59.8	78.2	1	10.0-149			26.8	38
n-Butylbenzene	160	ND	142	184	88.8	115	1	10.0-160			25.9	40
sec-Butylbenzene	160	ND	137	172	85.6	107	1	10.0-159			22.4	39
tert-Butylbenzene	160	ND	127	166	79.1	104	1	10.0-156			27.2	39
Carbon tetrachloride	160	ND	146	177	91.2	110	1	10.0-145			19.0	37
Chlorobenzene	160	ND	113	142	70.7	88.8	1	10.0-152			22.7	39
Chlorodibromomethane	160	ND	103	131	64.6	81.6	1	10.0-146			23.3	37
Chloroethane	160	ND	70.9	85.4	44.3	53.4	1	10.0-146			18.5	40
Chloroform	160	ND	121	150	75.8	93.6	1	10.0-146			21.1	37
Chloromethane	160	ND	151	187	94.4	117	1	10.0-159			21.2	37
2-Chlorotoluene	160	ND	136	174	84.8	109	1	10.0-159			24.8	38
4-Chlorotoluene	160	ND	146	182	91.2	114	1	10.0-155			21.9	39
1,2-Dibromo-3-Chloropropane	160	ND	103	138	64.5	86.4	1	10.0-151			29.1	39
1,2-Dibromoethane	160	ND	96.3	118	60.2	74.0	1	10.0-148			20.6	34
Dibromomethane	160	ND	105	129	65.5	80.8	1	10.0-147			20.9	35
1,2-Dichlorobenzene	160	ND	125	160	78.0	100	1	10.0-155			24.7	37
1,3-Dichlorobenzene	160	ND	137	173	85.6	108	1	10.0-153			23.1	38
1,4-Dichlorobenzene	160	ND	122	158	76.3	98.4	1	10.0-151			25.3	38
Dichlorodifluoromethane	160	ND	160	202	100	126	1	10.0-160			23.3	35

1 Cp

2 Tc

3 Ss

4 Cn

5 Sr

6 Qc

7 Gl

8 Al

9 Sc

L1853258-01 Original Sample (OS) • Matrix Spike (MS) • Matrix Spike Duplicate (MSD)

(OS) L1853258-01 04/30/25 16:23 • (MS) R4207816-3 04/30/25 18:51 • (MSD) R4207816-4 04/30/25 19:11

Analyte	Spike Amount (dry) ug/kg	Original Result (dry) ug/kg	MS Result (dry) ug/kg	MSD Result (dry) ug/kg	MS Rec. %	MSD Rec. %	Dilution	Rec. Limits %	MS Qualifier	MSD Qualifier	RPD %	RPD Limits %
1,1-Dichloroethane	160	ND	122	155	76.1	96.8	1	10.0-147			24.0	37
1,2-Dichloroethane	160	ND	114	143	71.5	89.6	1	10.0-148			22.4	35
1,1-Dichloroethene	160	ND	131	164	81.6	102	1	10.0-155			22.6	37
cis-1,2-Dichloroethene	160	ND	110	140	68.7	87.2	1	10.0-149			23.7	37
trans-1,2-Dichloroethene	160	ND	118	142	73.7	88.8	1	10.0-150			18.6	37
1,2-Dichloropropane	160	ND	126	143	79.0	89.6	1	10.0-148			12.6	37
1,1-Dichloropropene	160	ND	136	170	84.8	106	1	10.0-153			22.6	35
1,3-Dichloropropane	160	ND	108	136	67.4	84.8	1	10.0-154			22.8	35
cis-1,3-Dichloropropene	160	ND	120	151	74.9	94.4	1	10.0-151			23.1	37
trans-1,3-Dichloropropene	160	ND	122	150	76.5	93.6	1	10.0-148			20.1	37
2,2-Dichloropropane	160	ND	147	173	92.0	108	1	10.0-138			16.0	36
Di-isopropyl ether	160	ND	126	155	78.6	96.8	1	10.0-147			20.8	36
Hexachloro-1,3-butadiene	160	ND	181	232	113	145	1	10.0-160			24.8	40
Isopropylbenzene	160	ND	121	151	75.8	94.4	1	10.0-155			21.9	38
p-Isopropyltoluene	160	ND	134	169	84.0	106	1	10.0-160			22.8	40
2-Butanone (MEK)	800	ND	540	608	67.5	76.0	1	10.0-160			11.8	40
Methylene Chloride	160	ND	116	145	72.4	90.4	1	10.0-141			22.1	37
4-Methyl-2-pentanone (MIBK)	800	ND	561	670	70.1	83.7	1	10.0-160			17.7	35
Methyl tert-butyl ether	160	ND	110	138	68.6	86.4	1	11.0-147			23.0	35
n-Propylbenzene	160	ND	142	181	88.8	113	1	10.0-158			23.8	38
Styrene	160	ND	110	143	68.9	89.6	1	10.0-160			26.1	40
1,1,1,2-Tetrachloroethane	160	ND	118	146	73.6	91.2	1	10.0-149			21.4	39
1,1,2,2-Tetrachloroethane	160	ND	98.2	119	61.4	74.6	1	10.0-160			19.5	35
1,1,2-Trichlorotrifluoroethane	160	ND	137	172	85.6	107	1	10.0-160			22.4	36
Tetrachloroethene	160	ND	142	172	88.8	107	1	10.0-156			18.8	39
1,2,3-Trichlorobenzene	160	ND	132	178	82.4	111	1	10.0-160			29.8	40
1,2,4-Trichlorobenzene	160	ND	136	174	84.8	109	1	10.0-160			24.8	40
1,1,1-Trichloroethane	160	ND	140	168	87.2	105	1	10.0-144			18.3	35
1,1,2-Trichloroethane	160	ND	98.1	122	61.3	76.3	1	10.0-160			21.9	35
Trichloroethene	160	ND	131	158	81.6	98.4	1	10.0-156			18.7	38
Trichlorofluoromethane	160	ND	77.6	92.2	48.5	57.6	1	10.0-160			17.2	40
1,2,3-Trichloropropane	160	ND	110	142	68.8	88.8	1	10.0-156			25.4	35
1,2,3-Trimethylbenzene	160	ND	133	166	83.2	104	1	10.0-160			22.2	36
Vinyl chloride	160	ND	115	136	72.0	84.8	1	10.0-160			16.3	37
(S) Toluene-d8					98.4	97.4		75.0-131				
(S) 4-Bromofluorobenzene					96.9	97.3		67.0-138				
(S) 1,2-Dichloroethane-d4					111	106		70.0-130				

1 Cp

2 Tc

3 Ss

4 Cn

5 Sr

6 Qc

7 Gl

8 Al

9 Sc

Method Blank (MB)

(MB) R4207988-2 05/01/25 00:03

Analyte	MB Result ug/kg	MB Qualifier	MB MDL ug/kg	MB RDL ug/kg
Acenaphthylene	U		4.69	33.3
Benzidine	U		62.6	1670
Benzo(g,h,i)perylene	U		6.09	33.3
Bis(2-chlorethoxy)methane	U		10.0	333
Bis(2-chloroethyl)ether	U		11.0	333
2,2-Oxybis(1-Chloropropane)	U		14.4	333
4-Bromophenyl-phenylether	U		11.7	333
2-Chloronaphthalene	U		5.85	33.3
4-Chlorophenyl-phenylether	U		11.6	333
1,2-Dichlorobenzene	U		9.87	333
1,3-Dichlorobenzene	U		10.1	333
1,4-Dichlorobenzene	U		9.91	333
3,3-Dichlorobenzidine	U		12.3	333
2,4-Dinitrotoluene	U		9.55	333
2,6-Dinitrotoluene	U		10.9	333
Hexachlorobenzene	U		11.8	333
Hexachloro-1,3-butadiene	U		11.2	333
Hexachlorocyclopentadiene	U		17.5	333
Hexachloroethane	U		13.1	333
Isophorone	U		10.2	333
Nitrobenzene	U		11.6	333
n-Nitrosodimethylamine	U		49.4	333
n-Nitrosodiphenylamine	U		25.2	333
n-Nitrosodi-n-propylamine	U		11.1	333
Phenanthrene	7.38	U	6.61	33.3
Benzylbutyl phthalate	U		10.4	333
Bis(2-ethylhexyl)phthalate	U		42.2	333
Di-n-butyl phthalate	U		11.4	333
Diethyl phthalate	U		11.0	333
Dimethyl phthalate	U		70.6	333
Di-n-octyl phthalate	U		22.5	333
1,2,4-Trichlorobenzene	U		10.4	333
4-Chloro-3-methylphenol	U		10.8	333
2-Chlorophenol	U		11.0	333
2,4-Dichlorophenol	U		9.70	333
2,4-Dimethylphenol	U		8.70	333
4,6-Dinitro-2-methylphenol	U		75.5	333
2,4-Dinitrophenol	U		77.9	333
2-Nitrophenol	U		11.9	333
4-Nitrophenol	U		10.4	333

¹ Cp

² Tc

³ Ss

⁴ Cn

⁵ Sr

⁶ Qc

⁷ Gl

⁸ Al

⁹ Sc

Method Blank (MB)

(MB) R4207988-2 05/01/25 00:03

Analyte	MB Result	MB Qualifier	MB MDL	MB RDL
	ug/kg		ug/kg	ug/kg
Pentachlorophenol	U		8.96	333
Phenol	U		13.4	333
2,4,6-Trichlorophenol	U		10.7	333
(S) 2-Fluorophenol	71.9			12.0-120
(S) Phenol-d5	61.9			10.0-120
(S) Nitrobenzene-d5	62.8			10.0-122
(S) 2-Fluorobiphenyl	72.1			15.0-120
(S) 2,4,6-Tribromophenol	68.3			10.0-127
(S) p-Terphenyl-d14	77.8			10.0-120

Laboratory Control Sample (LCS)

(LCS) R4207988-1 04/30/25 23:43

Analyte	Spike Amount	LCS Result	LCS Rec.	Rec. Limits	LCS Qualifier
	ug/kg	ug/kg	%	%	
Acenaphthylene	666	656	98.5	40.0-120	
Benzidine	1330	412	31.0	10.0-120	
Benzo(g,h,i)perylene	666	603	90.5	43.0-120	
Bis(2-chloroethoxy)methane	666	378	56.8	20.0-120	
Bis(2-chloroethyl)ether	666	406	61.0	16.0-120	
2,2-Oxybis(1-Chloropropane)	666	384	57.7	23.0-120	
4-Bromophenyl-phenylether	666	707	106	40.0-120	
2-Chloronaphthalene	666	546	82.0	35.0-120	
4-Chlorophenyl-phenylether	666	650	97.6	40.0-120	
1,2-Dichlorobenzene	666	490	73.6	32.0-120	
1,3-Dichlorobenzene	666	492	73.9	30.0-120	
1,4-Dichlorobenzene	666	518	77.8	31.0-120	
3,3-Dichlorobenzidine	1330	1220	91.7	28.0-120	
2,4-Dinitrotoluene	666	612	91.9	45.0-120	
2,6-Dinitrotoluene	666	601	90.2	42.0-120	
Hexachlorobenzene	666	588	88.3	39.0-120	
Hexachloro-1,3-butadiene	666	466	70.0	15.0-120	
Hexachlorocyclopentadiene	666	373	56.0	15.0-120	
Hexachloroethane	666	486	73.0	17.0-120	
Isophorone	666	408	61.3	23.0-120	
Nitrobenzene	666	392	58.9	17.0-120	
n-Nitrosodimethylamine	666	445	66.8	10.0-125	
n-Nitrosodiphenylamine	666	605	90.8	40.0-120	
n-Nitrosodi-n-propylamine	666	487	73.1	26.0-120	

1 Cp

2 Tc

3 Ss

4 Cn

5 Sr

6 Qc

7 Gl

8 Al

9 Sc

Laboratory Control Sample (LCS)

(LCS) R4207988-1 04/30/25 23:43

Analyte	Spike Amount ug/kg	LCS Result ug/kg	LCS Rec. %	Rec. Limits %	<u>LCS Qualifier</u>
Phenanthrene	666	587	88.1	42.0-120	
Benzylbutyl phthalate	666	665	99.8	40.0-120	
Bis(2-ethylhexyl)phthalate	666	668	100	41.0-120	
Di-n-butyl phthalate	666	624	93.7	43.0-120	
Diethyl phthalate	666	670	101	43.0-120	
Dimethyl phthalate	666	644	96.7	43.0-120	
Di-n-octyl phthalate	666	678	102	40.0-120	
1,2,4-Trichlorobenzene	666	481	72.2	17.0-120	
4-Chloro-3-methylphenol	666	501	75.2	28.0-120	
2-Chlorophenol	666	498	74.8	28.0-120	
2,4-Dichlorophenol	666	533	80.0	25.0-120	
2,4-Dimethylphenol	666	456	68.5	15.0-120	
4,6-Dinitro-2-methylphenol	666	494	74.2	16.0-120	
2,4-Dinitrophenol	666	353	53.0	10.0-120	
2-Nitrophenol	666	498	74.8	20.0-120	
4-Nitrophenol	666	537	80.6	27.0-120	
Pentachlorophenol	666	438	65.8	29.0-120	
Phenol	666	498	74.8	28.0-120	
2,4,6-Trichlorophenol	666	574	86.2	37.0-120	
(S) 2-Fluorophenol			93.4	12.0-120	
(S) Phenol-d5			80.5	10.0-120	
(S) Nitrobenzene-d5			56.2	10.0-122	
(S) 2-Fluorobiphenyl			87.7	15.0-120	
(S) 2,4,6-Tribromophenol			94.9	10.0-127	
(S) p-Terphenyl-d14			97.9	10.0-120	

¹Cp

²Tc

³Ss

⁴Cn

⁵Sr

⁶Qc

⁷Gl

⁸Al

⁹Sc

L1853258-01 Original Sample (OS) • Matrix Spike (MS) • Matrix Spike Duplicate (MSD)

(OS) L1853258-01 05/01/25 04:34 • (MS) R4207988-3 05/01/25 04:55 • (MSD) R4207988-4 05/01/25 05:16

Analyte	Spike Amount (dry) ug/kg	Original Result (dry) ug/kg	MS Result (dry) ug/kg	MSD Result (dry) ug/kg	MS Rec. %	MSD Rec. %	Dilution	Rec. Limits %	<u>MS Qualifier</u>	<u>MSD Qualifier</u>	RPD %	RPD Limits %
Acenaphthylene	755	ND	529	579	70.1	76.5	2	25.0-120			9.05	32
Benzidine	1510	ND	ND	ND	19.3	17.9	2	10.0-120			6.90	40
Benzo(g,h,i)perylene	755	ND	438	463	58.0	61.1	2	10.0-120			5.57	33
Bis(2-chlorethoxy)methane	755	ND	ND	ND	46.7	50.8	2	10.0-120			8.67	34
Bis(2-chloroethyl)ether	755	ND	ND	ND	42.3	47.3	2	10.0-120			11.4	40
2,2-Oxybis(1-Chloropropane)	755	ND	ND	ND	38.5	47.0	2	10.0-120			20.1	40
4-Bromophenyl-phenylether	755	ND	ND	ND	71.0	80.6	2	27.0-120			12.9	30
2-Chloronaphthalene	755	ND	449	488	59.5	64.5	2	20.0-120			8.27	32

L1853258-01 Original Sample (OS) • Matrix Spike (MS) • Matrix Spike Duplicate (MSD)

(OS) L1853258-01 05/01/25 04:34 • (MS) R4207988-3 05/01/25 04:55 • (MSD) R4207988-4 05/01/25 05:16

Analyte	Spike Amount (dry) ug/kg	Original Result (dry) ug/kg	MS Result (dry) ug/kg	MSD Result (dry) ug/kg	MS Rec. %	MSD Rec. %	Dilution	Rec. Limits %	MS Qualifier	MSD Qualifier	RPD %	RPD Limits %
4-Chlorophenyl-phenylether	755	ND	ND	ND	67.5	72.7	2	24.0-120			7.74	29
1,2-Dichlorobenzene	755	ND	ND	ND	53.0	58.7	2	10.0-120			10.5	38
1,3-Dichlorobenzene	755	ND	ND	ND	50.2	59.3	2	10.0-120			17.1	40
1,4-Dichlorobenzene	755	ND	ND	ND	52.0	60.7	2	10.0-120			15.8	39
3,3-Dichlorobenzidine	1510	ND	ND	764	48.5	50.4	2	10.0-120			4.58	34
2,4-Dinitrotoluene	755	ND	ND	ND	67.7	72.6	2	30.0-120			7.31	31
2,6-Dinitrotoluene	755	ND	ND	ND	68.0	69.0	2	25.0-120			1.76	31
Hexachlorobenzene	755	ND	ND	ND	64.4	70.9	2	27.0-120			10.0	28
Hexachloro-1,3-butadiene	755	ND	ND	ND	57.6	60.1	2	10.0-120			4.62	38
Hexachlorocyclopentadiene	755	ND	ND	ND	4.41	2.89	2	10.0-120	J6	J3 J6	41.3	40
Hexachloroethane	755	ND	ND	ND	33.1	40.5	2	10.0-120			20.5	40
Isophorone	755	ND	ND	ND	48.9	55.1	2	13.0-120			12.2	34
Nitrobenzene	755	ND	ND	ND	51.2	54.5	2	10.0-120			6.56	36
n-Nitrosodimethylamine	755	ND	ND	ND	47.7	48.9	2	10.0-127			2.81	40
n-Nitrosodiphenylamine	755	ND	ND	ND	63.3	72.4	2	17.0-120			13.8	29
n-Nitrosodi-n-propylamine	755	ND	ND	ND	49.2	58.9	2	10.0-120			18.1	37
Phenanthrene	755	ND	447	511	59.2	67.5	2	17.0-120			13.3	31
Benzylbutyl phthalate	755	ND	ND	ND	72.2	80.0	2	23.0-120			10.5	30
Bis(2-ethylhexyl)phthalate	755	ND	ND	ND	71.9	83.7	2	17.0-126			15.5	30
Di-n-butyl phthalate	755	ND	ND	ND	67.2	76.4	2	30.0-120			13.0	29
Diethyl phthalate	755	ND	ND	ND	71.8	81.5	2	26.0-120			13.0	28
Dimethyl phthalate	755	ND	ND	ND	69.0	77.6	2	25.0-120			11.9	29
Di-n-octyl phthalate	755	ND	ND	ND	89.7	100	2	21.0-123			11.3	29
1,2,4-Trichlorobenzene	755	ND	ND	ND	59.2	62.8	2	12.0-120			6.18	37
4-Chloro-3-methylphenol	755	ND	ND	ND	66.2	70.9	2	15.0-120			7.26	30
2-Chlorophenol	755	ND	ND	ND	51.7	59.5	2	15.0-120			14.4	37
2,4-Dichlorophenol	755	ND	ND	ND	63.0	69.4	2	20.0-120			10.0	31
2,4-Dimethylphenol	755	ND	ND	ND	53.8	61.9	2	10.0-120			14.3	33
4,6-Dinitro-2-methylphenol	755	ND	ND	ND	35.0	39.5	2	10.0-120			12.1	39
2,4-Dinitrophenol	755	ND	ND	ND	47.0	44.1	2	10.0-121			5.96	40
2-Nitrophenol	755	ND	ND	ND	59.7	59.2	2	12.0-120			0.508	39
4-Nitrophenol	755	ND	ND	ND	62.4	67.8	2	10.0-137			8.57	32
Pentachlorophenol	755	ND	ND	ND	63.1	72.4	2	10.0-160			14.0	31
Phenol	755	ND	ND	ND	46.1	56.2	2	12.0-120			20.1	38
2,4,6-Trichlorophenol	755	ND	ND	ND	66.8	72.7	2	19.0-120			8.86	32
(S) 2-Fluorophenol					63.2	73.2		12.0-120				
(S) Phenol-d5					53.6	62.3		10.0-120				
(S) Nitrobenzene-d5					47.4	54.5		10.0-122				
(S) 2-Fluorobiphenyl					63.4	68.1		15.0-120				

1 Cp

2 Tc

3 Ss

4 Cn

5 Sr

6 Qc

7 Gl

8 Al

9 Sc

L1853258-01 Original Sample (OS) • Matrix Spike (MS) • Matrix Spike Duplicate (MSD)

(OS) L1853258-01 05/01/25 04:34 • (MS) R4207988-3 05/01/25 04:55 • (MSD) R4207988-4 05/01/25 05:16

Analyte	Spike Amount (dry) ug/kg	Original Result (dry) ug/kg	MS Result (dry) ug/kg	MSD Result (dry) ug/kg	MS Rec. %	MSD Rec. %	Dilution	Rec. Limits %	MS Qualifier	MSD Qualifier	RPD %	RPD Limits %
(S) 2,4,6-Tribromophenol					71.9	77.4		10.0-127				
(S) p-Terphenyl-d14					70.7	78.6		10.0-120				

Sample Narrative:

OS: Dilution due to matrix impact during extraction procedure

1 Cp

2 Tc

3 Ss

4 Cn

5 Sr

6 Qc

7 Gl

8 Al

9 Sc

GLOSSARY OF TERMS

Guide to Reading and Understanding Your Laboratory Report

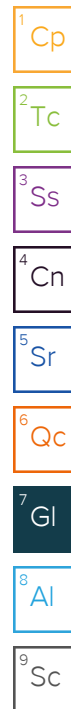
The information below is designed to better explain the various terms used in your report of analytical results from the Laboratory. This is not intended as a comprehensive explanation, and if you have additional questions please contact your project representative.

Results Disclaimer - Information that may be provided by the customer, and contained within this report, include Permit Limits, Project Name, Sample ID, Sample Matrix, Sample Preservation, Field Blanks, Field Spikes, Field Duplicates, On-Site Data, Sampling Collection Dates/Times, and Sampling Location. Results relate to the accuracy of this information provided, and as the samples are received.

Abbreviations and Definitions

(dry)	Results are reported based on the dry weight of the sample. [this will only be present on a dry report basis for soils].
MDL	Method Detection Limit.
ND	Not detected at the Reporting Limit (or MDL where applicable).
RDL	Reported Detection Limit.
RDL (dry)	Reported Detection Limit.
Rec.	Recovery.
RPD	Relative Percent Difference.
SDG	Sample Delivery Group.
(S)	Surrogate (Surrogate Standard) - Analytes added to every blank, sample, Laboratory Control Sample/Duplicate and Matrix Spike/Duplicate; used to evaluate analytical efficiency by measuring recovery. Surrogates are not expected to be detected in all environmental media.
U	Not detected at the Reporting Limit (or MDL where applicable).
Analyte	The name of the particular compound or analysis performed. Some Analyses and Methods will have multiple analytes reported.
Dilution	If the sample matrix contains an interfering material, the sample preparation volume or weight values differ from the standard, or if concentrations of analytes in the sample are higher than the highest limit of concentration that the laboratory can accurately report, the sample may be diluted for analysis. If a value different than 1 is used in this field, the result reported has already been corrected for this factor.
Limits	These are the target % recovery ranges or % difference value that the laboratory has historically determined as normal for the method and analyte being reported. Successful QC Sample analysis will target all analytes recovered or duplicated within these ranges.
Original Sample	The non-spiked sample in the prep batch used to determine the Relative Percent Difference (RPD) from a quality control sample. The Original Sample may not be included within the reported SDG.
Qualifier	This column provides a letter and/or number designation that corresponds to additional information concerning the result reported. If a Qualifier is present, a definition per Qualifier is provided within the Glossary and Definitions page and potentially a discussion of possible implications of the Qualifier in the Case Narrative if applicable.
Result	The actual analytical final result (corrected for any sample specific characteristics) reported for your sample. If there was no measurable result returned for a specific analyte, the result in this column may state "ND" (Not Detected) or "BDL" (Below Detectable Levels). The information in the results column should always be accompanied by either an MDL (Method Detection Limit) or RDL (Reporting Detection Limit) that defines the lowest value that the laboratory could detect or report for this analyte.
Uncertainty (Radiochemistry)	Confidence level of 2 sigma.
Case Narrative (Cn)	A brief discussion about the included sample results, including a discussion of any non-conformances to protocol observed either at sample receipt by the laboratory from the field or during the analytical process. If present, there will be a section in the Case Narrative to discuss the meaning of any data qualifiers used in the report.
Quality Control Summary (Qc)	This section of the report includes the results of the laboratory quality control analyses required by procedure or analytical methods to assist in evaluating the validity of the results reported for your samples. These analyses are not being performed on your samples typically, but on laboratory generated material.
Sample Chain of Custody (Sc)	This is the document created in the field when your samples were initially collected. This is used to verify the time and date of collection, the person collecting the samples, and the analyses that the laboratory is requested to perform. This chain of custody also documents all persons (excluding commercial shippers) that have had control or possession of the samples from the time of collection until delivery to the laboratory for analysis.
Sample Results (Sr)	This section of your report will provide the results of all testing performed on your samples. These results are provided by sample ID and are separated by the analyses performed on each sample. The header line of each analysis section for each sample will provide the name and method number for the analysis reported.
Sample Summary (Ss)	This section of the Analytical Report defines the specific analyses performed for each sample ID, including the dates and times of preparation and/or analysis.

Qualifier	Description
C3	The reported concentration is an estimate. The continuing calibration standard associated with this data responded low. Method sensitivity check is acceptable.
J	The identification of the analyte is acceptable; the reported value is an estimate.
J3	The associated batch QC was outside the established quality control range for precision.
J4	The associated batch QC was outside the established quality control range for accuracy.
J5	The sample matrix interfered with the ability to make any accurate determination; spike value is high.
J6	The sample matrix interfered with the ability to make any accurate determination; spike value is low.
V	The sample concentration is too high to evaluate accurate spike recoveries.



ACCREDITATIONS & LOCATIONS

Pace Analytical National 12065 Lebanon Rd Mount Juliet, TN 37122

Alabama	40660	Nebraska	NE-OS-15-05
Alaska	17-026	Nevada	TN000032021-1
Arizona	AZ0612	New Hampshire	2975
Arkansas	88-0469	New Jersey–NELAP	TN002
California	2932	New Mexico ¹	TN00003
Colorado	TN00003	New York	11742
Connecticut	PH-0197	North Carolina	Env375
Florida	E87487	North Carolina ¹	DW21704
Georgia	NELAP	North Carolina ³	41
Georgia ¹	923	North Dakota	R-140
Idaho	TN00003	Ohio–VAP	CL0069
Illinois	200008	Oklahoma	9915
Indiana	C-TN-01	Oregon	TN200002
Iowa	364	Pennsylvania	68-02979
Kansas	E-10277	Rhode Island	LA000356
Kentucky ^{1,6}	KY90010	South Carolina	84004002
Kentucky ²	16	South Dakota	n/a
Louisiana	AI30792	Tennessee ^{1,4}	2006
Louisiana	LA018	Texas	T104704245-20-18
Maine	TN00003	Texas ⁵	LAB0152
Maryland	324	Utah	TN000032021-11
Massachusetts	M-TN003	Vermont	VT2006
Michigan	9958	Virginia	110033
Minnesota	047-999-395	Washington	C847
Mississippi	TN00003	West Virginia	233
Missouri	340	Wisconsin	998093910
Montana	CERT0086	Wyoming	A2LA
A2LA – ISO 17025	1461.01	AIHA-LAP,LLC EMLAP	100789
A2LA – ISO 17025 ⁵	1461.02	DOD	1461.01
Canada	1461.01	USDA	P330-15-00234
EPA–Crypto	TN00003		

¹ Drinking Water ² Underground Storage Tanks ³ Aquatic Toxicity ⁴ Chemical/Microbiological ⁵ Mold ⁶ Wastewater n/a Accreditation not applicable

* Not all certifications held by the laboratory are applicable to the results reported in the attached report.

* Accreditation is only applicable to the test methods specified on each scope of accreditation held by Pace Analytical.

¹ Cp

² Tc

³ Ss

⁴ Cn

⁵ Sr

⁶ Qc

⁷ Gl

⁸ Al

⁹ Sc

U853 255

total 3

Pace Pace® Location Requested (City/State): **CHAIN-OF-CUSTODY Analytical Request Document**
 Pace National, 12065 Lebanon Road, Mt. Juliet, TN 37122 Chain-of-Custody is a LEGAL DOCUMENT - Complete all relevant fields

Company Name: CTEH, LLC
 Street Address: 5120 North Shore Drive, North Little Rock, AR 72118

Customer Project #: PROJ-054017
 Project Name: Bishop LOC

Site Collection Info/Facility ID (as applicable): Galeton, CO

Time Zone Collected: AK PT MT CT ET

Contact/Report To: Lab Results, Kyle Lawrence, Tami McMullin, Andy Hensault, Eric Catlin, Madelyn Klinkerman
 Phone #:
 E-MAIL: labresults@cteh.com; kyrelawrence@cteh.com; tmcsmullin@cteh.com; ahensault@cteh.com
 CUST MAIL: ecattlin@cteh.com; mlinkerman@cteh.com

Invoice to: CTEH
 Invoice E-mail: cteh@montrose-env.com

Purchase Order # (if applicable):
 Quote #:
 County / State origin of sample(s): CO

Sample Receipt Checklist

COC Seal Present/Intact: Y N NP If Applicable
 COC Signed/Accurate: Y N VOA Zero Headspace: Y N
 Bottles arrive intact: Y N Pres. Correct/Check: Y N
 Correct bottles used: Y N Condition: NCF OK
 Sufficient volume sent: Y N
 RA Screen <0.5 mR/hr: Y N

Specify Container Size **

8 oz	8 oz	8 oz	8 oz	6
1	1	1	1	4

Identify Container Preservative Type***

Analysis Requested

Data Deliverables: Level II Level III Level IV EQUIS

Regulatory Program (DW, RCRA, etc.) as applicable: Reportable Yes No

Rush (Pre-approval required): Same Day 1 Day 2 Day 3 Day Other ASAP

Date Results Requested:

DW PWSID # or WW Permit # as applicable:
 Field Filtered (if applicable): Yes No
 Analysis: Yes No

Proj. Mgr: 546-Jared Starkey
 AcctNum / Client ID: CTEHER
 Table #:
 Profile / Template: T271979
 Prelog / Bottle Ord. ID:

Lab Use Only

H027

Item non-conformance identified for

Customer Sample ID	Matrix *	Comp / Grab	Composite Start		Collected or Composite End		# Cont.	Residual Chlorine	
			Date	Time	Date	Time		Result	Units
GACO0429T056-1S001	SS	G	-	-	4/29/2025	1130	3	-	-
<i>MB</i>									

VOCs 8260D	SVOCs 8270E; Metals 6010D	Total N/TKN+N/NH3 EPA 351.2/8056A	TOC Walkley Black	VOCs 8260D
X	X	X	X	-

Additional Instructions from Pace®:
 VOCs - full list minus BTEX, 1,2,4-TMB, 1,3,5-TMB; SVOCs - full list minus PAHs, 1-methylnaphthalene, 2-methylnaphthalene; Metals - TAL minus RCRA, Cu, Ni, Zn

Collected By: *M. Best*
 Printed Name Signature: *M. Best*

Relinquished by/Company: (Signature) *M. Best* / CTEH
 Date/Time: 4/29/25/1800

Received by/Company: (Signature) *M. Best*
 Date/Time: 4/29/25/1800

Customer Remarks / Special Conditions / Possible Hazards:

Coolers: Thermometer ID: *879* Correction Factor (°C): *0.9* On Temp (°C): *10* Corrected Temp (°C): *20* On Ice

Date/Time: 4/29/25/1800 Tracking Number:
 Delivered by: In-Person Courier
 FedEx UPS Other

Page: 1 of 1

U853 255

total 3

Pace Pace® Location Requested (City/State): **CHAIN-OF-CUSTODY Analytical Request Document**
 Pace National, 12065 Lebanon Road, Mt. Juliet, TN 37122 Chain-of-Custody is a LEGAL DOCUMENT - Complete all relevant fields

Company Name: CTEH, LLC
 Street Address: 5120 North Shore Drive, North Little Rock, AR 72118

Customer Project #: PROJ-054017
 Project Name: Bishop LOC
 Site Collection Info/Facility ID (as applicable): Galeton, CO

Time Zone Collected: AK PT MT CT ET

Contact/Report To: Lab Results, Kyle Lawrence, Tami McMullin, Andy Hensault, Eric Catlin, Madelyn Klinkerman
 Phone #:
 E-Mail: labresults@cteh.com; kyrelawrence@cteh.com; tmcsmullin@cteh.com; ahensault@cteh.com
 Cx E-Mail: ecattlin@cteh.com; mlinkerman@cteh.com

Invoice to: CTEH
 Invoice E-mail: cteh@montrose-env.com

Purchase Order # (if applicable):
 Quote #:
 County / State origin of sample(s): CO

Sample Receipt Checklist

COC Seal Present/Intact: Y N NP If Applicable
 COC Signed/Accurate: Y N VOA Zero Headspace: Y N
 Bottles arrive intact: Y N Pres. Correct/Check: Y N
 Correct bottles used: Y N Condition: NCF OK
 Sufficient volume sent: Y N
 RA Screen <0.5 mR/hr: Y N

Specify Container Size **
 8 oz 8 oz 8 oz 8 oz 6
 1 1 1 1 4

Identify Container Preservative Type***
 1 1 1 1 4

Analysis Requested

Data Deliverables: Level II Level III Level IV
 EQUIS

Regulatory Program (DW, RCRA, etc.) as applicable: Reportable Yes No

Rush (Pre-approval required):
 Same Day 1 Day 2 Day 3 Day Other **ASAP**

Date Results Requested:
 DW PWSID # or WW Permit # as applicable:
 Field Filtered (if applicable): Yes No
 Analysis: Yes No

Proj. Mgr: 546-Jared Starkey
 AcctNum / Client ID: CTEHER
 Table #:
 Profile / Template: T271979
 Prelog / Bottle Ord. ID:

* Matrix Codes (Insert in Matrix box below): Drinking Water (DW), Ground Water (GW), Wastewater (WW), Product (P), Soil/Solid (SS), Oil (OL), Wipe (WP), Tissue (TS), Blossay (B), Vapor (V), Surface Water (SW), Sediment (SED), Sludge (SL), Caulk (CK), Leachate (LL), Biosolid (BS), Other (OT)

Customer Sample ID	Matrix *	Comp / Grab	Composite Start		Collected or Composite End		# Cont.	Residual Chlorine	
			Date	Time	Date	Time		Result	Units
MAK 05/18/25									
GACO0429T055S001	SS	G	-	-	4/29/2025	1130	3	-	-
GACO0429T055S001									

VOCs 8260D	SVOCs 8270E; Metals 6010D	Total N/TKN+N/NH3 EPA 351.2/9056A	TOC Walkley Black	VOCs 8260D
X	X	X	X	-

H027

Additional Instructions from Pace®:
 VOCs - full list minus BTEX, 1,2,4-TMB, 1,3,5-TMB; SVOCs - full list minus PAHs, 1-methylnaphthalene, 2-methylnaphthalene; Metals - TAL minus RCRA, Cu, Ni, Zn

Customer Remarks / Special Conditions / Possible Hazards:
 # Coolers: Thermometer ID: **829** Correction Factor (°C): **0.9** Ck Temp (°C): **10** Corrected Temp (°C): **20** On Ice

Collected By: Printed Name Signature **M. Beck**
 Received by/Company: (Signature) **M. Beck**
 Date/Time: **4/29/25/1800**
 Received by/Company: (Signature) **PACE**
 Date/Time: **4/29/25/1800**

Tracking Number:
 Delivered by: In-Person Courier
 FedEx UPS Other
 Page: **1** of **1**

Submitting a sample via this chainofcustody constitutes acknowledgment and acceptance of the Pace® Terms and Conditions found at <https://info.pacelabs.com/hubs/pas-standard-terms.pdf>. ENV-FRM-CORQ-0019_v02_110123 ©

GACO0429T055S