



# ANALYTICAL REPORT

May 19, 2025

Revised Report

- 1 Cp
- 2 Tc
- 3 Ss
- 4 Cn
- 5 Sr
- 6 Qc
- 7 Gl
- 8 Al
- 9 Sc

## CTEH - ER

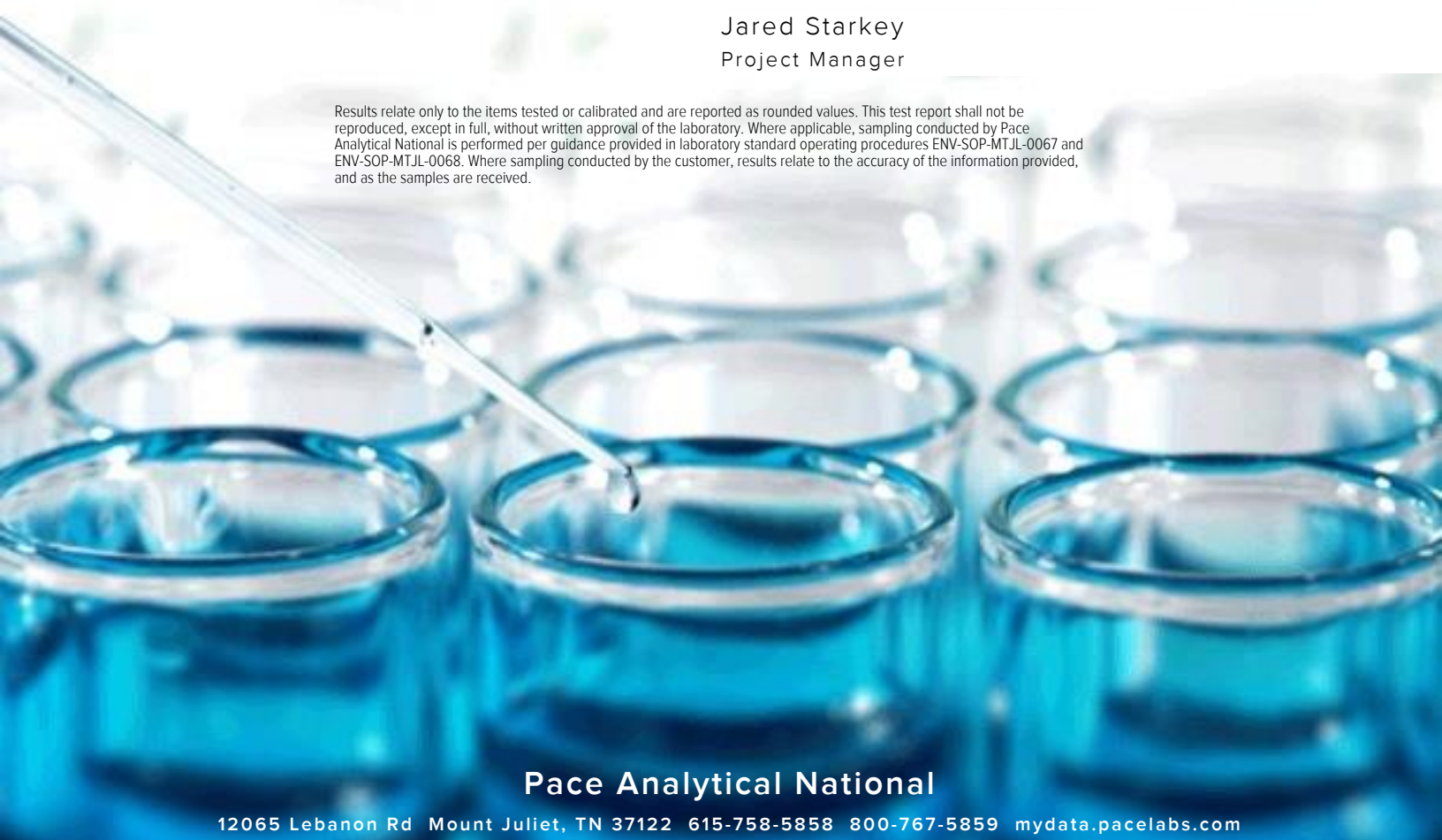
Sample Delivery Group: L1855326  
 Samples Received: 05/06/2025  
 Project Number: PROJ-054017  
 Description: Bishop Loss of Containment Incident

Report To: CTEH  
 5120 North Shore Drive  
 North Little Rock, AR 72118

Entire Report Reviewed By:

Jared Starkey  
Project Manager

Results relate only to the items tested or calibrated and are reported as rounded values. This test report shall not be reproduced, except in full, without written approval of the laboratory. Where applicable, sampling conducted by Pace Analytical National is performed per guidance provided in laboratory standard operating procedures ENV-SOP-MTJL-0067 and ENV-SOP-MTJL-0068. Where sampling conducted by the customer, results relate to the accuracy of the information provided, and as the samples are received.



**Pace Analytical National**

12065 Lebanon Rd Mount Juliet, TN 37122 615-758-5858 800-767-5859 mydata.pacelabs.com

# TABLE OF CONTENTS

<b>Cp: Cover Page</b>	<b>1</b>
<b>Tc: Table of Contents</b>	<b>2</b>
<b>Ss: Sample Summary</b>	<b>3</b>
<b>Cn: Case Narrative</b>	<b>4</b>
<b>Sr: Sample Results</b>	<b>6</b>
<b>GACO0505T007S001 L1855326-01</b>	<b>6</b>
<b>Qc: Quality Control Summary</b>	<b>9</b>
<b>Total Solids by Method 2540 G-2011</b>	<b>9</b>
<b>Wet Chemistry by Method 350.1</b>	<b>10</b>
<b>Wet Chemistry by Method 4500NOrg D-2021</b>	<b>11</b>
<b>Wet Chemistry by Method 9056A</b>	<b>13</b>
<b>Wet Chemistry by Method WALKLEY-BLACK</b>	<b>14</b>
<b>Metals (ICP) by Method 6010D</b>	<b>15</b>
<b>Volatile Organic Compounds (GC/MS) by Method 8260D</b>	<b>17</b>
<b>Semi Volatile Organic Compounds (GC/MS) by Method 8270E</b>	<b>21</b>
<b>Gl: Glossary of Terms</b>	<b>26</b>
<b>Al: Accreditations &amp; Locations</b>	<b>27</b>
<b>Sc: Sample Chain of Custody</b>	<b>28</b>

<sup>1</sup> Cp

<sup>2</sup> Tc

<sup>3</sup> Ss

<sup>4</sup> Cn

<sup>5</sup> Sr

<sup>6</sup> Qc

<sup>7</sup> Gl

<sup>8</sup> Al

<sup>9</sup> Sc

# SAMPLE SUMMARY

GACO0505T007S001 L1855326-01

Collected by: Alec Scott  
 Collected date/time: 05/05/25 09:50  
 Received date/time: 05/06/25 11:30

Method	Batch	Dilution	Preparation date/time	Analysis date/time	Analyst	Location
Calculated Results	WG2508292	1	05/06/25 14:32	05/08/25 14:38	JDW	Mt. Juliet, TN
Total Solids by Method 2540 G-2011	WG2508060	1	05/06/25 12:34	05/06/25 12:48	JAV	Mt. Juliet, TN
Wet Chemistry by Method 350.1	WG2508309	1	05/06/25 14:21	05/06/25 20:34	RTW	Mt. Juliet, TN
Wet Chemistry by Method 4500NOrg D-2021	WG2508349	20	05/06/25 22:12	05/08/25 14:38	JDW	Mt. Juliet, TN
Wet Chemistry by Method 9056A	WG2508292	10.4	05/06/25 14:32	05/06/25 18:47	ZSA	Mt. Juliet, TN
Wet Chemistry by Method WALKLEY-BLACK	WG2508379	20	05/07/25 08:00	05/07/25 12:26	PAN	Mt. Juliet, TN
Metals (ICP) by Method 6010D	WG2508322	1	05/06/25 14:30	05/06/25 16:52	BAG	Mt. Juliet, TN
Volatile Organic Compounds (GC/MS) by Method 8260D	WG2508166	1	05/06/25 12:36	05/06/25 16:12	WHS	Mt. Juliet, TN
Semi Volatile Organic Compounds (GC/MS) by Method 8270E	WG2508305	10	05/06/25 14:31	05/06/25 21:49	NJK	Mt. Juliet, TN

<sup>1</sup> Cp

<sup>2</sup> Tc

<sup>3</sup> Ss

<sup>4</sup> Cn

<sup>5</sup> Sr

<sup>6</sup> Qc

<sup>7</sup> Gl

<sup>8</sup> Al

<sup>9</sup> Sc

# CASE NARRATIVE

Unless qualified or notated within the narrative below, all sample aliquots were received at the correct temperature, in the proper containers, with the appropriate preservatives, and within method specified holding times. Where applicable, all MDL (LOD) and RDL (LOQ) values reported for environmental samples have been corrected for the dilution factor used in the analysis. All Method and Batch Quality Control are within established criteria except where addressed in this case narrative, a non-conformance form or properly qualified within the sample results. By my digital signature below, I affirm to the best of my knowledge, all problems/anomalies observed by the laboratory as having the potential to affect the quality of the data have been identified by the laboratory, and no information or data have been knowingly withheld that would affect the quality of the data.



Jared Starkey  
Project Manager

## Report Revision History

---

Level II Report - Version 1: 05/08/25 22:53

## Project Comments

---

ID correction/Revised COC added

## Wet Chemistry by Method 4500NOrg D-2021

---

The sample concentration is too high to evaluate accurate spike recoveries.

Batch	Lab Sample ID	Analytes
WG2508349	(MS) R4211803-9	Kjeldahl Nitrogen, TKN

The sample matrix interfered with the ability to make any accurate determination; spike value is low.

Batch	Lab Sample ID	Analytes
WG2508349	(MSD) R4211803-7	Kjeldahl Nitrogen, TKN

## Metals (ICP) by Method 6010D

---

The sample matrix interfered with the ability to make any accurate determination; spike value is low.

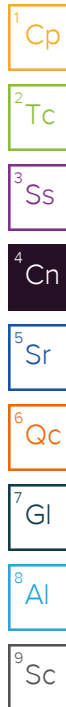
Batch	Lab Sample ID	Analytes
WG2508322	(MS) R4210644-5, (MSD) R4210644-6	Aluminum, Magnesium and Manganese

The sample concentration is too high to evaluate accurate spike recoveries.

Batch	Lab Sample ID	Analytes
WG2508322	(MS) R4210644-5, (MSD) R4210644-6	Calcium and Iron

The associated batch QC was outside the established quality control range for precision.

Batch	Lab Sample ID	Analytes
WG2508322	(MSD) R4210644-6	Iron



# CASE NARRATIVE

## Volatile Organic Compounds (GC/MS) by Method 8260D

---

The associated batch QC was above the established quality control range for accuracy.

Batch	Lab Sample ID	Analytes
WG2508166	(LCS) R4210739-1, (LCSD) R4210739-2, L1855326-01	Acetone and Chloroethane

The associated batch QC was outside the established quality control range for precision.

Batch	Lab Sample ID	Analytes
WG2508166	(LCSD) R4210739-2, L1855326-01	Chloroethane

## Semi Volatile Organic Compounds (GC/MS) by Method 8270E

---

The reported concentration is an estimate. The continuing calibration standard associated with this data responded low. Method sensitivity check is acceptable.

Batch	Lab Sample ID	Analytes
WG2508305	L1855326-01	2,2-Oxybis(1-Chloropropane), Hexachlorocyclopentadiene, n-Nitrosodimethylamine and Phenol

The initial calibration verification standard (SSCV) associated with this data responded high.

Batch	Lab Sample ID	Analytes
WG2508305	L1855326-01	Benzidine and Hexachlorocyclopentadiene

The sample matrix interfered with the ability to make any accurate determination; spike value is low.

Batch	Lab Sample ID	Analytes
WG2508305	(MS) R4210787-3, (MSD) R4210787-4	Hexachlorocyclopentadiene

1 Cp

2 Tc

3 Ss

4 Cn

5 Sr

6 Qc

7 Gl

8 Al

9 Sc

## Calculated Results

Analyte	Result (dry) ug/kg	Qualifier	RDL (dry) ug/kg	Dilution	Analysis date / time	Batch
Total Nitrogen	12200000		234000	1	05/08/2025 14:38	<a href="#">WG2508292</a>

## Total Solids by Method 2540 G-2011

Analyte	Result %	Qualifier	Dilution	Analysis date / time	Batch
Total Solids	89.0		1	05/06/2025 12:48	<a href="#">WG2508060</a>

## Wet Chemistry by Method 350.1

Analyte	Result (dry) ug/kg	Qualifier	RDL (dry) ug/kg	Dilution	Analysis date / time	Batch
Ammonia Nitrogen	17500		11200	1	05/06/2025 20:34	<a href="#">WG2508309</a>

## Wet Chemistry by Method 4500NOrg D-2021

Analyte	Result (dry) ug/kg	Qualifier	RDL (dry) ug/kg	Dilution	Analysis date / time	Batch
Kjeldahl Nitrogen, TKN	11700000		449000	20	05/08/2025 14:38	<a href="#">WG2508349</a>

## Wet Chemistry by Method 9056A

Analyte	Result (dry) ug/kg	Qualifier	RDL (dry) ug/kg	Dilution	Analysis date / time	Batch
Nitrate-Nitrite	435000		234000	10.4	05/06/2025 18:47	<a href="#">WG2508292</a>

## Wet Chemistry by Method WALKLEY-BLACK

Analyte	Result ug/kg	Qualifier	RDL ug/kg	Dilution	Analysis date / time	Batch
TOC By Walkley Black	123000000		2000000	20	05/07/2025 12:26	<a href="#">WG2508379</a>

## Metals (ICP) by Method 6010D

Analyte	Result (dry) ug/kg	Qualifier	RDL (dry) ug/kg	Dilution	Analysis date / time	Batch
Aluminum	2700000		22500	1	05/06/2025 16:52	<a href="#">WG2508322</a>
Antimony	ND		2250	1	05/06/2025 16:52	<a href="#">WG2508322</a>
Beryllium	343		225	1	05/06/2025 16:52	<a href="#">WG2508322</a>
Calcium	28200000		112000	1	05/06/2025 16:52	<a href="#">WG2508322</a>
Cobalt	2590		1120	1	05/06/2025 16:52	<a href="#">WG2508322</a>
Iron	5150000		11200	1	05/06/2025 16:52	<a href="#">WG2508322</a>
Magnesium	4790000		112000	1	05/06/2025 16:52	<a href="#">WG2508322</a>
Manganese	241000		1120	1	05/06/2025 16:52	<a href="#">WG2508322</a>
Potassium	4500000		112000	1	05/06/2025 16:52	<a href="#">WG2508322</a>
Sodium	121000		112000	1	05/06/2025 16:52	<a href="#">WG2508322</a>
Thallium	ND		2250	1	05/06/2025 16:52	<a href="#">WG2508322</a>
Vanadium	8040		2250	1	05/06/2025 16:52	<a href="#">WG2508322</a>

## Volatile Organic Compounds (GC/MS) by Method 8260D

Analyte	Result (dry) ug/kg	Qualifier	RDL (dry) ug/kg	Dilution	Analysis date / time	Batch
Acetone	ND	<a href="#">J4</a>	62.4	1	05/06/2025 16:12	<a href="#">WG2508166</a>
Acrylonitrile	ND		15.6	1	05/06/2025 16:12	<a href="#">WG2508166</a>
Bromobenzene	ND		15.6	1	05/06/2025 16:12	<a href="#">WG2508166</a>
Bromodichloromethane	ND		3.12	1	05/06/2025 16:12	<a href="#">WG2508166</a>
Bromoform	ND		31.2	1	05/06/2025 16:12	<a href="#">WG2508166</a>
Bromomethane	ND		15.6	1	05/06/2025 16:12	<a href="#">WG2508166</a>

1 Cp

2 Tc

3 Ss

4 Cn

5 Sr

6 Qc

7 Gl

8 Al

9 Sc

## Volatile Organic Compounds (GC/MS) by Method 8260D

Analyte	Result (dry) ug/kg	Qualifier	RDL (dry) ug/kg	Dilution	Analysis date / time	Batch
n-Butylbenzene	ND		15.6	1	05/06/2025 16:12	WG2508166
sec-Butylbenzene	ND		15.6	1	05/06/2025 16:12	WG2508166
tert-Butylbenzene	ND		6.24	1	05/06/2025 16:12	WG2508166
Carbon tetrachloride	ND		6.24	1	05/06/2025 16:12	WG2508166
Chlorobenzene	ND		3.12	1	05/06/2025 16:12	WG2508166
Chlorodibromomethane	ND		3.12	1	05/06/2025 16:12	WG2508166
Chloroethane	ND	J3 J4	6.24	1	05/06/2025 16:12	WG2508166
Chloroform	ND		3.12	1	05/06/2025 16:12	WG2508166
Chloromethane	ND		15.6	1	05/06/2025 16:12	WG2508166
2-Chlorotoluene	ND		3.12	1	05/06/2025 16:12	WG2508166
4-Chlorotoluene	ND		6.24	1	05/06/2025 16:12	WG2508166
1,2-Dibromo-3-Chloropropane	ND		31.2	1	05/06/2025 16:12	WG2508166
1,2-Dibromoethane	ND		3.12	1	05/06/2025 16:12	WG2508166
Dibromomethane	ND		6.24	1	05/06/2025 16:12	WG2508166
1,2-Dichlorobenzene	ND		6.24	1	05/06/2025 16:12	WG2508166
1,3-Dichlorobenzene	ND		6.24	1	05/06/2025 16:12	WG2508166
1,4-Dichlorobenzene	ND		6.24	1	05/06/2025 16:12	WG2508166
Dichlorodifluoromethane	ND		6.24	1	05/06/2025 16:12	WG2508166
1,1-Dichloroethane	ND		3.12	1	05/06/2025 16:12	WG2508166
1,2-Dichloroethane	ND		3.12	1	05/06/2025 16:12	WG2508166
1,1-Dichloroethene	ND		3.12	1	05/06/2025 16:12	WG2508166
cis-1,2-Dichloroethene	ND		3.12	1	05/06/2025 16:12	WG2508166
trans-1,2-Dichloroethene	ND		6.24	1	05/06/2025 16:12	WG2508166
1,2-Dichloropropane	ND		6.24	1	05/06/2025 16:12	WG2508166
1,1-Dichloropropene	ND		3.12	1	05/06/2025 16:12	WG2508166
1,3-Dichloropropane	ND		6.24	1	05/06/2025 16:12	WG2508166
cis-1,3-Dichloropropene	ND		3.12	1	05/06/2025 16:12	WG2508166
trans-1,3-Dichloropropene	ND		6.24	1	05/06/2025 16:12	WG2508166
2,2-Dichloropropane	ND		3.12	1	05/06/2025 16:12	WG2508166
Di-isopropyl ether	ND		1.25	1	05/06/2025 16:12	WG2508166
Hexachloro-1,3-butadiene	ND		31.2	1	05/06/2025 16:12	WG2508166
Isopropylbenzene	ND		3.12	1	05/06/2025 16:12	WG2508166
p-Isopropyltoluene	ND		6.24	1	05/06/2025 16:12	WG2508166
2-Butanone (MEK)	ND		125	1	05/06/2025 16:12	WG2508166
Methylene Chloride	ND		31.2	1	05/06/2025 16:12	WG2508166
4-Methyl-2-pentanone (MIBK)	ND		31.2	1	05/06/2025 16:12	WG2508166
Methyl tert-butyl ether	ND		1.25	1	05/06/2025 16:12	WG2508166
n-Propylbenzene	ND		6.24	1	05/06/2025 16:12	WG2508166
Styrene	ND		15.6	1	05/06/2025 16:12	WG2508166
1,1,1,2-Tetrachloroethane	ND		3.12	1	05/06/2025 16:12	WG2508166
1,1,2,2-Tetrachloroethane	ND		3.12	1	05/06/2025 16:12	WG2508166
1,1,2-Trichlorotrifluoroethane	ND		3.12	1	05/06/2025 16:12	WG2508166
Tetrachloroethene	ND		3.12	1	05/06/2025 16:12	WG2508166
1,2,3-Trichlorobenzene	ND		15.6	1	05/06/2025 16:12	WG2508166
1,2,4-Trichlorobenzene	ND		15.6	1	05/06/2025 16:12	WG2508166
1,1,1-Trichloroethane	ND		3.12	1	05/06/2025 16:12	WG2508166
1,1,2-Trichloroethane	ND		3.12	1	05/06/2025 16:12	WG2508166
Trichloroethene	ND		1.25	1	05/06/2025 16:12	WG2508166
Trichlorofluoromethane	ND		3.12	1	05/06/2025 16:12	WG2508166
1,2,3-Trichloropropane	ND		15.6	1	05/06/2025 16:12	WG2508166
1,2,3-Trimethylbenzene	ND		6.24	1	05/06/2025 16:12	WG2508166
Vinyl chloride	ND		3.12	1	05/06/2025 16:12	WG2508166
(S) Toluene-d8	93.6		75.0-131		05/06/2025 16:12	WG2508166
(S) 4-Bromofluorobenzene	96.1		67.0-138		05/06/2025 16:12	WG2508166
(S) 1,2-Dichloroethane-d4	103		70.0-130		05/06/2025 16:12	WG2508166

1 Cp

2 Tc

3 Ss

4 Cn

5 Sr

6 Qc

7 Gl

8 Al

9 Sc

## Semi Volatile Organic Compounds (GC/MS) by Method 8270E

Analyte	Result (dry) ug/kg	Qualifier	RDL (dry) ug/kg	Dilution	Analysis date / time	Batch
Acenaphthylene	ND		374	10	05/06/2025 21:49	<a href="#">WG2508305</a>
Benidine	ND	<a href="#">C7</a>	18800	10	05/06/2025 21:49	<a href="#">WG2508305</a>
Benzo(g,h,i)perylene	ND		374	10	05/06/2025 21:49	<a href="#">WG2508305</a>
Bis(2-chloroethoxy)methane	ND		3740	10	05/06/2025 21:49	<a href="#">WG2508305</a>
Bis(2-chloroethyl)ether	ND		3740	10	05/06/2025 21:49	<a href="#">WG2508305</a>
2,2-Oxybis(1-Chloropropane)	ND	<a href="#">C3</a>	3740	10	05/06/2025 21:49	<a href="#">WG2508305</a>
4-Bromophenyl-phenylether	ND		3740	10	05/06/2025 21:49	<a href="#">WG2508305</a>
2-Chloronaphthalene	ND		374	10	05/06/2025 21:49	<a href="#">WG2508305</a>
4-Chlorophenyl-phenylether	ND		3740	10	05/06/2025 21:49	<a href="#">WG2508305</a>
1,2-Dichlorobenzene	ND		3740	10	05/06/2025 21:49	<a href="#">WG2508305</a>
1,3-Dichlorobenzene	ND		3740	10	05/06/2025 21:49	<a href="#">WG2508305</a>
1,4-Dichlorobenzene	ND		3740	10	05/06/2025 21:49	<a href="#">WG2508305</a>
3,3-Dichlorobenzidine	ND		3740	10	05/06/2025 21:49	<a href="#">WG2508305</a>
2,4-Dinitrotoluene	ND		3740	10	05/06/2025 21:49	<a href="#">WG2508305</a>
2,6-Dinitrotoluene	ND		3740	10	05/06/2025 21:49	<a href="#">WG2508305</a>
Hexachlorobenzene	ND		3740	10	05/06/2025 21:49	<a href="#">WG2508305</a>
Hexachloro-1,3-butadiene	ND		3740	10	05/06/2025 21:49	<a href="#">WG2508305</a>
Hexachlorocyclopentadiene	ND	<a href="#">C3 C7</a>	3740	10	05/06/2025 21:49	<a href="#">WG2508305</a>
Hexachloroethane	ND		3740	10	05/06/2025 21:49	<a href="#">WG2508305</a>
Isophorone	ND		3740	10	05/06/2025 21:49	<a href="#">WG2508305</a>
Nitrobenzene	ND		3740	10	05/06/2025 21:49	<a href="#">WG2508305</a>
n-Nitrosodimethylamine	ND	<a href="#">C3</a>	3740	10	05/06/2025 21:49	<a href="#">WG2508305</a>
n-Nitrosodiphenylamine	ND		3740	10	05/06/2025 21:49	<a href="#">WG2508305</a>
n-Nitrosodi-n-propylamine	ND		3740	10	05/06/2025 21:49	<a href="#">WG2508305</a>
Phenanthrene	ND		374	10	05/06/2025 21:49	<a href="#">WG2508305</a>
Benzylbutyl phthalate	ND		3740	10	05/06/2025 21:49	<a href="#">WG2508305</a>
Bis(2-ethylhexyl)phthalate	ND		3740	10	05/06/2025 21:49	<a href="#">WG2508305</a>
Di-n-butyl phthalate	ND		3740	10	05/06/2025 21:49	<a href="#">WG2508305</a>
Diethyl phthalate	ND		3740	10	05/06/2025 21:49	<a href="#">WG2508305</a>
Dimethyl phthalate	ND		3740	10	05/06/2025 21:49	<a href="#">WG2508305</a>
Di-n-octyl phthalate	ND		3740	10	05/06/2025 21:49	<a href="#">WG2508305</a>
1,2,4-Trichlorobenzene	ND		3740	10	05/06/2025 21:49	<a href="#">WG2508305</a>
4-Chloro-3-methylphenol	ND		3740	10	05/06/2025 21:49	<a href="#">WG2508305</a>
2-Chlorophenol	ND		3740	10	05/06/2025 21:49	<a href="#">WG2508305</a>
2,4-Dichlorophenol	ND		3740	10	05/06/2025 21:49	<a href="#">WG2508305</a>
2,4-Dimethylphenol	ND		3740	10	05/06/2025 21:49	<a href="#">WG2508305</a>
4,6-Dinitro-2-methylphenol	ND		3740	10	05/06/2025 21:49	<a href="#">WG2508305</a>
2,4-Dinitrophenol	ND		3740	10	05/06/2025 21:49	<a href="#">WG2508305</a>
2-Nitrophenol	ND		3740	10	05/06/2025 21:49	<a href="#">WG2508305</a>
4-Nitrophenol	ND		3740	10	05/06/2025 21:49	<a href="#">WG2508305</a>
Pentachlorophenol	ND		3740	10	05/06/2025 21:49	<a href="#">WG2508305</a>
Phenol	ND	<a href="#">C3</a>	3740	10	05/06/2025 21:49	<a href="#">WG2508305</a>
2,4,6-Trichlorophenol	ND		3740	10	05/06/2025 21:49	<a href="#">WG2508305</a>
(S) 2-Fluorophenol	59.2		12.0-120		05/06/2025 21:49	<a href="#">WG2508305</a>
(S) Phenol-d5	49.1		10.0-120		05/06/2025 21:49	<a href="#">WG2508305</a>
(S) Nitrobenzene-d5	46.2		10.0-122		05/06/2025 21:49	<a href="#">WG2508305</a>
(S) 2-Fluorobiphenyl	63.4		15.0-120		05/06/2025 21:49	<a href="#">WG2508305</a>
(S) 2,4,6-Tribromophenol	71.3		10.0-127		05/06/2025 21:49	<a href="#">WG2508305</a>
(S) p-Terphenyl-d14	69.1		10.0-120		05/06/2025 21:49	<a href="#">WG2508305</a>

1 Cp

2 Tc

3 Ss

4 Cn

5 Sr

6 Qc

7 Gl

8 Al

9 Sc

## Sample Narrative:

L1855326-01 WG2508305: Dilution due to matrix.

Method Blank (MB)

(MB) R4210893-1 05/06/25 12:48

Analyte	MB Result	<u>MB Qualifier</u>	MB MDL	MB RDL
	%		%	%
Total Solids	0.00100			

<sup>1</sup>Cp

<sup>2</sup>Tc

<sup>3</sup>Ss

L1855315-01 Original Sample (OS) • Duplicate (DUP)

(OS) L1855315-01 05/06/25 12:48 • (DUP) R4210893-3 05/06/25 12:48

Analyte	Original Result	DUP Result	Dilution	DUP RPD	<u>DUP Qualifier</u>	DUP RPD Limits
	%	%		%		%
Total Solids	92.8	92.6	1	0.214		10

<sup>4</sup>Cn

<sup>5</sup>Sr

Laboratory Control Sample (LCS)

(LCS) R4210893-2 05/06/25 12:48

Analyte	Spike Amount	LCS Result	LCS Rec.	Rec. Limits	<u>LCS Qualifier</u>
	%	%	%	%	
Total Solids	50.0	50.0	100	90.0-110	

<sup>6</sup>Qc

<sup>7</sup>Gl

<sup>8</sup>Al

<sup>9</sup>Sc

Method Blank (MB)

(MB) R4210754-1 05/06/25 20:14

Analyte	MB Result	MB Qualifier	MB MDL	MB RDL
Ammonia Nitrogen	U		7190	10000

<sup>1</sup>Cp

<sup>2</sup>Tc

<sup>3</sup>Ss

<sup>4</sup>Cn

<sup>5</sup>Sr

<sup>6</sup>Qc

<sup>7</sup>Gl

<sup>8</sup>Al

<sup>9</sup>Sc

L1855321-01 Original Sample (OS) • Duplicate (DUP)

(OS) L1855321-01 05/06/25 20:25 • (DUP) R4210754-5 05/06/25 20:26

Analyte	Original Result (dry)	DUP Result (dry)	Dilution	DUP RPD	DUP Qualifier	DUP RPD Limits
Ammonia Nitrogen	ND	ND	1	0.000		20

L1855326-01 Original Sample (OS) • Duplicate (DUP)

(OS) L1855326-01 05/06/25 20:34 • (DUP) R4210754-6 05/06/25 20:35

Analyte	Original Result (dry)	DUP Result (dry)	Dilution	DUP RPD	DUP Qualifier	DUP RPD Limits
Ammonia Nitrogen	17500	18900	1	7.34		20

Laboratory Control Sample (LCS)

(LCS) R4210754-2 05/06/25 20:16

Analyte	Spike Amount	LCS Result	LCS Rec.	Rec. Limits	LCS Qualifier
Ammonia Nitrogen	250000	247000	98.7	90.0-110	

L1855315-01 Original Sample (OS) • Matrix Spike (MS) • Matrix Spike Duplicate (MSD)

(OS) L1855315-01 05/06/25 20:19 • (MS) R4210754-3 05/06/25 20:20 • (MSD) R4210754-4 05/06/25 20:22

Analyte	Spike Amount (dry)	Original Result (dry)	MS Result (dry)	MSD Result (dry)	MS Rec.	MSD Rec.	Dilution	Rec. Limits	MS Qualifier	MSD Qualifier	RPD	RPD Limits
Ammonia Nitrogen	269000	ND	270000	277000	100	103	1	90.0-110			2.42	20

Method Blank (MB)

(MB) R4211803-1 05/08/25 14:01

Analyte	MB Result	MB Qualifier	MB MDL	MB RDL
Kjeldahl Nitrogen, TKN	U		15200	20000

<sup>1</sup>Cp

<sup>2</sup>Tc

<sup>3</sup>Ss

<sup>4</sup>Cn

<sup>5</sup>Sr

<sup>6</sup>Qc

<sup>7</sup>Gl

<sup>8</sup>Al

<sup>9</sup>Sc

L1855321-01 Original Sample (OS) • Duplicate (DUP)

(OS) L1855321-01 05/08/25 14:11 • (DUP) R4211803-11 05/08/25 14:11

Analyte	Original Result (dry)	DUP Result (dry)	Dilution	DUP RPD	DUP Qualifier	DUP RPD Limits
Kjeldahl Nitrogen, TKN	1340000	1280000	10	4.64		20

L1855322-01 Original Sample (OS) • Duplicate (DUP)

(OS) L1855322-01 05/08/25 14:35 • (DUP) R4211803-14 05/08/25 14:36

Analyte	Original Result (dry)	DUP Result (dry)	Dilution	DUP RPD	DUP Qualifier	DUP RPD Limits
Kjeldahl Nitrogen, TKN	851000	871000	5	2.34		20

Laboratory Control Sample (LCS)

(LCS) R4211803-3 05/08/25 14:03

Analyte	Spike Amount	LCS Result	LCS Rec.	Rec. Limits	LCS Qualifier
Kjeldahl Nitrogen, TKN	160000	169000	105	81.7-124	

L1855315-01 Original Sample (OS) • Matrix Spike (MS) • Matrix Spike Duplicate (MSD)

(OS) L1855315-01 05/08/25 14:05 • (MS) R4211803-5 05/08/25 14:06 • (MSD) R4211803-7 05/08/25 14:07

Analyte	Spike Amount (dry)	Original Result (dry)	MS Result (dry)	MSD Result (dry)	MS Rec.	MSD Rec.	Dilution	Rec. Limits	MS Qualifier	MSD Qualifier	RPD	RPD Limits
Kjeldahl Nitrogen, TKN	431000	1060000	1530000	1320000	108	60.0	10	81.7-124		J6	14.6	20

L1855317-01 Original Sample (OS) • Matrix Spike (MS)

(OS) L1855317-01 05/08/25 14:08 • (MS) R4211803-9 05/08/25 14:09

Analyte	Spike Amount (dry) ug/kg	Original Result (dry) ug/kg	MS Result (dry) ug/kg	MS Rec. %	Dilution	Rec. Limits %	MS Qualifier
Kjeldahl Nitrogen, TKN	476000	3350000	3970000	129	10	81.7-124	<u>V</u>

<sup>1</sup>Cp

<sup>2</sup>Tc

<sup>3</sup>Ss

<sup>4</sup>Cn

<sup>5</sup>Sr

<sup>6</sup>Qc

<sup>7</sup>Gl

<sup>8</sup>Al

<sup>9</sup>Sc

Method Blank (MB)

(MB) R4210834-1 05/06/25 16:46

Analyte	MB Result	MB Qualifier	MB MDL	MB RDL
Nitrate-Nitrite	782	↓	606	20000

1 Cp

2 Tc

3 Ss

Laboratory Control Sample (LCS)

(LCS) R4210834-2 05/06/25 16:59

Analyte	Spike Amount	LCS Result	LCS Rec.	Rec. Limits	LCS Qualifier
Nitrate-Nitrite	40000	39200	98.0	80.0-120	

4 Cn

5 Sr

L1855315-01 Original Sample (OS) • Matrix Spike (MS) • Matrix Spike Duplicate (MSD)

(OS) L1855315-01 05/06/25 17:26 • (MS) R4210834-3 05/06/25 17:39 • (MSD) R4210834-4 05/06/25 17:53

Analyte	Spike Amount (dry)	Original Result (dry)	MS Result (dry)	MSD Result (dry)	MS Rec.	MSD Rec.	Dilution	Rec. Limits	MS Qualifier	MSD Qualifier	RPD	RPD Limits
Nitrate-Nitrite	43100	ND	45400	45600	98.4	98.7	1	80.0-120			0.249	15

6 Qc

7 Gl

8 Al

9 Sc

Method Blank (MB)

(MB) R4211061-1 05/07/25 12:21

Analyte	MB Result	MB Qualifier	MB MDL	MB RDL
TOC By Walkley Black	U		25500	100000

<sup>1</sup>Cp

<sup>2</sup>Tc

<sup>3</sup>Ss

<sup>4</sup>Cn

<sup>5</sup>Sr

<sup>6</sup>Qc

<sup>7</sup>Gl

<sup>8</sup>Al

<sup>9</sup>Sc

L1855313-01 Original Sample (OS) • Duplicate (DUP)

(OS) L1855313-01 05/07/25 12:22 • (DUP) R4211061-3 05/07/25 12:22

Analyte	Original Result	DUP Result	Dilution	DUP RPD	DUP Qualifier	DUP RPD Limits
TOC By Walkley Black	39700000	41800000	5	5.12		20

L1855340-14 Original Sample (OS) • Duplicate (DUP)

(OS) L1855340-14 05/07/25 12:29 • (DUP) R4211061-6 05/07/25 12:29

Analyte	Original Result	DUP Result	Dilution	DUP RPD	DUP Qualifier	DUP RPD Limits
TOC By Walkley Black	14100000	12700000	5	10.8		20

Laboratory Control Sample (LCS)

(LCS) R4211061-2 05/07/25 12:22

Analyte	Spike Amount	LCS Result	LCS Rec.	Rec. Limits	LCS Qualifier
TOC By Walkley Black	3230000	4390000	136	75.0-144	

L1855315-01 Original Sample (OS) • Matrix Spike (MS) • Matrix Spike Duplicate (MSD)

(OS) L1855315-01 05/07/25 12:23 • (MS) R4211061-4 05/07/25 12:23 • (MSD) R4211061-5 05/07/25 12:24

Analyte	Spike Amount	Original Result	MS Result	MSD Result	MS Rec.	MSD Rec.	Dilution	Rec. Limits	MS Qualifier	MSD Qualifier	RPD	RPD Limits
TOC By Walkley Black	20000000	11100000	30400000	29900000	96.6	93.9	5	80.0-120			1.82	20

Method Blank (MB)

(MB) R4210644-1 05/06/25 16:30

Analyte	MB Result	MB Qualifier	MB MDL	MB RDL
	ug/kg		ug/kg	ug/kg
Aluminum	U		6080	20000
Antimony	U		691	2000
Beryllium	U		47.7	200
Calcium	U		19000	100000
Cobalt	U		177	1000
Iron	U		2240	10000
Magnesium	U		19900	100000
Manganese	U		173	1000
Potassium	U		20900	100000
Sodium	U		41200	100000
Thallium	U		518	2000
Vanadium	U		383	2000

<sup>1</sup> Cp

<sup>2</sup> Tc

<sup>3</sup> Ss

<sup>4</sup> Cn

<sup>5</sup> Sr

<sup>6</sup> Qc

<sup>7</sup> Gl

<sup>8</sup> Al

<sup>9</sup> Sc

Laboratory Control Sample (LCS)

(LCS) R4210644-2 05/06/25 16:31

Analyte	Spike Amount	LCS Result	LCS Rec.	Rec. Limits	LCS Qualifier
	ug/kg	ug/kg	%	%	
Aluminum	1000000	865000	86.5	80.0-120	
Antimony	100000	89400	89.4	80.0-120	
Beryllium	100000	91800	91.8	80.0-120	
Calcium	1000000	901000	90.1	80.0-120	
Cobalt	100000	87900	87.9	80.0-120	
Iron	1000000	908000	90.8	80.0-120	
Magnesium	1000000	844000	84.4	80.0-120	
Manganese	100000	95300	95.3	80.0-120	
Potassium	1000000	897000	89.7	80.0-120	
Sodium	1000000	886000	88.6	80.0-120	
Thallium	100000	94200	94.2	80.0-120	
Vanadium	100000	89000	89.0	80.0-120	

L1855315-01 Original Sample (OS) • Matrix Spike (MS) • Matrix Spike Duplicate (MSD)

(OS) L1855315-01 05/06/25 16:33 • (MS) R4210644-5 05/06/25 16:38 • (MSD) R4210644-6 05/06/25 16:40

Analyte	Spike Amount (dry)	Original Result (dry)	MS Result (dry)	MSD Result (dry)	MS Rec.	MSD Rec.	Dilution	Rec. Limits	MS Qualifier	MSD Qualifier	RPD	RPD Limits
	ug/kg	ug/kg	ug/kg	ug/kg	%	%		%			%	%
Aluminum	1080000	2940000	4280000	3690000	124	69.1	1	75.0-125		J6	14.8	20
Antimony	108000	ND	89700	92000	83.3	85.4	1	75.0-125			2.51	20

L1855315-01 Original Sample (OS) • Matrix Spike (MS) • Matrix Spike Duplicate (MSD)

(OS) L1855315-01 05/06/25 16:33 • (MS) R4210644-5 05/06/25 16:38 • (MSD) R4210644-6 05/06/25 16:40

Analyte	Spike Amount (dry) ug/kg	Original Result (dry) ug/kg	MS Result (dry) ug/kg	MSD Result (dry) ug/kg	MS Rec. %	MSD Rec. %	Dilution	Rec. Limits %	MS Qualifier	MSD Qualifier	RPD %	RPD Limits %
Beryllium	108000	493	106000	109000	97.9	100	1	75.0-125			2.53	20
Calcium	1080000	6260000	6930000	7120000	62.2	79.9	1	75.0-125	V		2.72	20
Cobalt	108000	3690	107000	109000	96.2	97.6	1	75.0-125			1.34	20
Iron	1080000	6710000	6860000	4940000	14.0	0.000	1	75.0-125	V	J3 V	32.5	20
Magnesium	1080000	2690000	3560000	3380000	80.1	63.8	1	75.0-125		J6	5.05	20
Manganese	108000	306000	337000	298000	28.1	0.000	1	75.0-125	J6	J6	12.3	20
Potassium	1080000	1860000	2870000	2720000	93.2	79.3	1	75.0-125			5.36	20
Sodium	1080000	428000	1420000	1410000	91.9	91.1	1	75.0-125			0.605	20
Thallium	108000	ND	108000	111000	100	103	1	75.0-125			2.56	20
Vanadium	108000	14500	112000	112000	90.9	90.7	1	75.0-125			0.258	20

1 Cp

2 Tc

3 Ss

4 Cn

5 Sr

6 Qc

7 Gl

8 Al

9 Sc

Method Blank (MB)

(MB) R4210739-3 05/06/25 11:13

Analyte	MB Result	MB Qualifier	MB MDL	MB RDL
	ug/kg		ug/kg	ug/kg
Acetone	U		36.5	50.0
Acrylonitrile	U		3.61	12.5
Bromobenzene	U		0.900	12.5
Bromodichloromethane	U		0.725	2.50
Bromoform	U		1.17	25.0
Bromomethane	U		1.97	12.5
n-Butylbenzene	U		5.25	12.5
sec-Butylbenzene	U		2.88	12.5
tert-Butylbenzene	U		1.95	5.00
Carbon tetrachloride	U		0.898	5.00
Chlorobenzene	U		0.210	2.50
Chlorodibromomethane	U		0.612	2.50
Chloroethane	U		1.70	5.00
Chloroform	U		1.03	2.50
Chloromethane	U		4.35	12.5
2-Chlorotoluene	U		0.865	2.50
4-Chlorotoluene	U		0.450	5.00
1,2-Dibromo-3-Chloropropane	U		3.90	25.0
1,2-Dibromoethane	U		0.648	2.50
Dibromomethane	U		0.750	5.00
1,2-Dichlorobenzene	U		0.425	5.00
1,3-Dichlorobenzene	U		0.600	5.00
1,4-Dichlorobenzene	U		0.700	5.00
Dichlorodifluoromethane	U		1.61	5.00
1,1-Dichloroethane	U		0.491	2.50
1,2-Dichloroethane	U		0.649	2.50
1,1-Dichloroethene	U		0.606	2.50
cis-1,2-Dichloroethene	U		0.734	2.50
trans-1,2-Dichloroethene	U		1.04	5.00
1,2-Dichloropropane	U		1.42	5.00
1,1-Dichloropropene	U		0.809	2.50
1,3-Dichloropropane	U		0.501	5.00
cis-1,3-Dichloropropene	U		0.757	2.50
trans-1,3-Dichloropropene	U		1.14	5.00
2,2-Dichloropropane	U		1.38	2.50
Di-isopropyl ether	U		0.410	1.00
Hexachloro-1,3-butadiene	U		6.00	25.0
Isopropylbenzene	U		0.425	2.50
p-Isopropyltoluene	U		2.55	5.00
2-Butanone (MEK)	U		63.5	100

<sup>1</sup>Cp

<sup>2</sup>Tc

<sup>3</sup>Ss

<sup>4</sup>Cn

<sup>5</sup>Sr

<sup>6</sup>Qc

<sup>7</sup>Gl

<sup>8</sup>Al

<sup>9</sup>Sc

Method Blank (MB)

(MB) R4210739-3 05/06/25 11:13

Analyte	MB Result ug/kg	MB Qualifier	MB MDL ug/kg	MB RDL ug/kg
Methylene Chloride	U		6.64	25.0
4-Methyl-2-pentanone (MIBK)	U		2.28	25.0
Methyl tert-butyl ether	U		0.350	1.00
n-Propylbenzene	U		0.950	5.00
Styrene	U		0.229	12.5
1,1,1,2-Tetrachloroethane	U		0.948	2.50
1,1,2,2-Tetrachloroethane	U		0.695	2.50
1,1,2-Trichlorotrifluoroethane	U		0.754	2.50
Tetrachloroethene	U		0.896	2.50
1,2,3-Trichlorobenzene	U		7.33	12.5
1,2,4-Trichlorobenzene	U		4.40	12.5
1,1,1-Trichloroethane	U		0.923	2.50
1,1,2-Trichloroethane	U		0.597	2.50
Trichloroethene	U		0.584	1.00
Trichlorofluoromethane	U		0.827	2.50
1,2,3-Trichloropropane	U		1.62	12.5
1,2,3-Trimethylbenzene	U		1.58	5.00
Vinyl chloride	U		1.16	2.50
(S) Toluene-d8	93.4			75.0-131
(S) 4-Bromofluorobenzene	98.8			67.0-138
(S) 1,2-Dichloroethane-d4	109			70.0-130

<sup>1</sup> Cp

<sup>2</sup> Tc

<sup>3</sup> Ss

<sup>4</sup> Cn

<sup>5</sup> Sr

<sup>6</sup> Qc

<sup>7</sup> Gl

<sup>8</sup> Al

<sup>9</sup> Sc

Laboratory Control Sample (LCS) • Laboratory Control Sample Duplicate (LCSD)

(LCS) R4210739-1 05/06/25 09:38 • (LCSD) R4210739-2 05/06/25 09:57

Analyte	Spike Amount ug/kg	LCS Result ug/kg	LCSD Result ug/kg	LCS Rec. %	LCSD Rec. %	Rec. Limits %	LCS Qualifier	LCSD Qualifier	RPD %	RPD Limits %
Acetone	625	1040	1050	166	168	10.0-160	J4	J4	0.957	31
Acrylonitrile	625	702	681	112	109	45.0-153			3.04	22
Bromobenzene	125	108	108	86.4	86.4	73.0-121			0.000	20
Bromodichloromethane	125	129	131	103	105	73.0-121			1.54	20
Bromoform	125	95.2	97.1	76.2	77.7	64.0-132			1.98	20
Bromomethane	125	159	140	127	112	56.0-147			12.7	20
n-Butylbenzene	125	125	125	100	100	68.0-135			0.000	20
sec-Butylbenzene	125	114	113	91.2	90.4	74.0-130			0.881	20
tert-Butylbenzene	125	113	111	90.4	88.8	75.0-127			1.79	20
Carbon tetrachloride	125	137	125	110	100	66.0-128			9.16	20
Chlorobenzene	125	113	115	90.4	92.0	76.0-128			1.75	20
Chlorodibromomethane	125	107	110	85.6	88.0	74.0-127			2.76	20

Laboratory Control Sample (LCS) • Laboratory Control Sample Duplicate (LCSD)

(LCS) R4210739-1 05/06/25 09:38 • (LCSD) R4210739-2 05/06/25 09:57

Analyte	Spike Amount ug/kg	LCS Result ug/kg	LCSD Result ug/kg	LCS Rec. %	LCSD Rec. %	Rec. Limits %	LCS Qualifier	LCSD Qualifier	RPD %	RPD Limits %
Chloroethane	125	187	145	150	116	61.0-134	J4	J3	25.3	20
Chloroform	125	137	136	110	109	72.0-123			0.733	20
Chloromethane	125	147	132	118	106	51.0-138			10.8	20
2-Chlorotoluene	125	113	109	90.4	87.2	75.0-124			3.60	20
4-Chlorotoluene	125	108	109	86.4	87.2	75.0-124			0.922	20
1,2-Dibromo-3-Chloropropane	125	103	108	82.4	86.4	59.0-130			4.74	20
1,2-Dibromoethane	125	114	118	91.2	94.4	74.0-128			3.45	20
Dibromomethane	125	131	135	105	108	75.0-122			3.01	20
1,2-Dichlorobenzene	125	123	123	98.4	98.4	76.0-124			0.000	20
1,3-Dichlorobenzene	125	120	118	96.0	94.4	76.0-125			1.68	20
1,4-Dichlorobenzene	125	114	114	91.2	91.2	77.0-121			0.000	20
Dichlorodifluoromethane	125	139	122	111	97.6	43.0-156			13.0	20
1,1-Dichloroethane	125	149	145	119	116	70.0-127			2.72	20
1,2-Dichloroethane	125	146	149	117	119	65.0-131			2.03	20
1,1-Dichloroethene	125	150	145	120	116	65.0-131			3.39	20
cis-1,2-Dichloroethene	125	129	124	103	99.2	73.0-125			3.95	20
trans-1,2-Dichloroethene	125	133	125	106	100	71.0-125			6.20	20
1,2-Dichloropropane	125	144	145	115	116	74.0-125			0.692	20
1,1-Dichloropropene	125	135	138	108	110	73.0-125			2.20	20
1,3-Dichloropropane	125	118	122	94.4	97.6	80.0-125			3.33	20
cis-1,3-Dichloropropene	125	127	135	102	108	76.0-127			6.11	20
trans-1,3-Dichloropropene	125	118	123	94.4	98.4	73.0-127			4.15	20
2,2-Dichloropropane	125	131	127	105	102	59.0-135			3.10	20
Di-isopropyl ether	125	152	143	122	114	60.0-136			6.10	20
Hexachloro-1,3-butadiene	125	124	140	99.2	112	57.0-150			12.1	20
Isopropylbenzene	125	120	118	96.0	94.4	72.0-127			1.68	20
p-Isopropyltoluene	125	120	120	96.0	96.0	72.0-133			0.000	20
2-Butanone (MEK)	625	819	867	131	139	30.0-160			5.69	24
Methylene Chloride	125	131	120	105	96.0	68.0-123			8.76	20
4-Methyl-2-pentanone (MIBK)	625	709	717	113	115	56.0-143			1.12	20
Methyl tert-butyl ether	125	134	116	107	92.8	66.0-132			14.4	20
n-Propylbenzene	125	112	114	89.6	91.2	74.0-126			1.77	20
Styrene	125	118	115	94.4	92.0	72.0-127			2.58	20
1,1,1,2-Tetrachloroethane	125	109	106	87.2	84.8	74.0-129			2.79	20
1,1,2,2-Tetrachloroethane	125	129	121	103	96.8	68.0-128			6.40	20
1,1,2-Trichlorotrifluoroethane	125	135	126	108	101	61.0-139			6.90	20
Tetrachloroethene	125	113	112	90.4	89.6	70.0-136			0.889	20
1,2,3-Trichlorobenzene	125	143	147	114	118	59.0-139			2.76	20
1,2,4-Trichlorobenzene	125	138	147	110	118	62.0-137			6.32	20
1,1,1-Trichloroethane	125	137	132	110	106	69.0-126			3.72	20

1 Cp

2 Tc

3 Ss

4 Cn

5 Sr

6 Qc

7 Gl

8 Al

9 Sc

Laboratory Control Sample (LCS) • Laboratory Control Sample Duplicate (LCSD)

(LCS) R4210739-1 05/06/25 09:38 • (LCSD) R4210739-2 05/06/25 09:57

Analyte	Spike Amount ug/kg	LCS Result ug/kg	LCSD Result ug/kg	LCS Rec. %	LCSD Rec. %	Rec. Limits %	<u>LCS Qualifier</u>	<u>LCSD Qualifier</u>	RPD %	RPD Limits %
1,1,2-Trichloroethane	125	119	122	95.2	97.6	78.0-123			2.49	20
Trichloroethene	125	121	126	96.8	101	76.0-126			4.05	20
Trichlorofluoromethane	125	159	136	127	109	61.0-142			15.6	20
1,2,3-Trichloropropane	125	111	112	88.8	89.6	67.0-129			0.897	20
1,2,3-Trimethylbenzene	125	113	113	90.4	90.4	74.0-124			0.000	20
Vinyl chloride	125	141	130	113	104	63.0-134			8.12	20
<i>(S) Toluene-d8</i>				94.1	94.1	75.0-131				
<i>(S) 4-Bromofluorobenzene</i>				104	99.7	67.0-138				
<i>(S) 1,2-Dichloroethane-d4</i>				115	115	70.0-130				

1 Cp

2 Tc

3 Ss

4 Cn

5 Sr

6 Qc

7 Gl

8 Al

9 Sc

Method Blank (MB)

(MB) R4210787-2 05/06/25 20:11

Analyte	MB Result	MB Qualifier	MB MDL	MB RDL
	ug/kg		ug/kg	ug/kg
Acenaphthylene	U		4.69	33.3
Benzidine	U		62.6	1670
Benzo(g,h,i)perylene	U		6.09	33.3
Bis(2-chlorethoxy)methane	U		10.0	333
Bis(2-chloroethyl)ether	U		11.0	333
2,2-Oxybis(1-Chloropropane)	U		14.4	333
4-Bromophenyl-phenylether	U		11.7	333
2-Chloronaphthalene	U		5.85	33.3
4-Chlorophenyl-phenylether	U		11.6	333
1,2-Dichlorobenzene	U		9.87	333
1,3-Dichlorobenzene	U		10.1	333
1,4-Dichlorobenzene	U		9.91	333
3,3-Dichlorobenzidine	U		12.3	333
2,4-Dinitrotoluene	U		9.55	333
2,6-Dinitrotoluene	U		10.9	333
Hexachlorobenzene	U		11.8	333
Hexachloro-1,3-butadiene	U		11.2	333
Hexachlorocyclopentadiene	U		17.5	333
Hexachloroethane	U		13.1	333
Isophorone	U		10.2	333
Nitrobenzene	U		11.6	333
n-Nitrosodimethylamine	U		49.4	333
n-Nitrosodiphenylamine	U		25.2	333
n-Nitrosodi-n-propylamine	U		11.1	333
Phenanthrene	U		6.61	33.3
Benzylbutyl phthalate	U		10.4	333
Bis(2-ethylhexyl)phthalate	U		42.2	333
Di-n-butyl phthalate	U		11.4	333
Diethyl phthalate	U		11.0	333
Dimethyl phthalate	U		70.6	333
Di-n-octyl phthalate	U		22.5	333
1,2,4-Trichlorobenzene	U		10.4	333
4-Chloro-3-methylphenol	U		10.8	333
2-Chlorophenol	U		11.0	333
2,4-Dichlorophenol	U		9.70	333
2,4-Dimethylphenol	U		8.70	333
4,6-Dinitro-2-methylphenol	U		75.5	333
2,4-Dinitrophenol	U		77.9	333
2-Nitrophenol	U		11.9	333
4-Nitrophenol	U		10.4	333

<sup>1</sup>Cp

<sup>2</sup>Tc

<sup>3</sup>Ss

<sup>4</sup>Cn

<sup>5</sup>Sr

<sup>6</sup>Qc

<sup>7</sup>Gl

<sup>8</sup>Al

<sup>9</sup>Sc

Method Blank (MB)

(MB) R4210787-2 05/06/25 20:11

Analyte	MB Result	MB Qualifier	MB MDL	MB RDL
	ug/kg		ug/kg	ug/kg
Pentachlorophenol	U		8.96	333
Phenol	U		13.4	333
2,4,6-Trichlorophenol	U		10.7	333
(S) 2-Fluorophenol	71.6			12.0-120
(S) Phenol-d5	67.9			10.0-120
(S) Nitrobenzene-d5	66.1			10.0-122
(S) 2-Fluorobiphenyl	65.5			15.0-120
(S) 2,4,6-Tribromophenol	59.2			10.0-127
(S) p-Terphenyl-d14	72.4			10.0-120

Laboratory Control Sample (LCS)

(LCS) R4210787-1 05/06/25 19:50

Analyte	Spike Amount	LCS Result	LCS Rec.	Rec. Limits	LCS Qualifier
	ug/kg	ug/kg	%	%	
Acenaphthylene	666	545	81.8	40.0-120	
Benzidine	1330	581	43.7	10.0-120	
Benzo(g,h,i)perylene	666	478	71.8	43.0-120	
Bis(2-chlorethoxy)methane	666	359	53.9	20.0-120	
Bis(2-chloroethyl)ether	666	442	66.4	16.0-120	
2,2-Oxybis(1-Chloropropane)	666	507	76.1	23.0-120	
4-Bromophenyl-phenylether	666	507	76.1	40.0-120	
2-Chloronaphthalene	666	454	68.2	35.0-120	
4-Chlorophenyl-phenylether	666	490	73.6	40.0-120	
1,2-Dichlorobenzene	666	444	66.7	32.0-120	
1,3-Dichlorobenzene	666	436	65.5	30.0-120	
1,4-Dichlorobenzene	666	456	68.5	31.0-120	
3,3-Dichlorobenzidine	1330	1110	83.5	28.0-120	
2,4-Dinitrotoluene	666	539	80.9	45.0-120	
2,6-Dinitrotoluene	666	495	74.3	42.0-120	
Hexachlorobenzene	666	456	68.5	39.0-120	
Hexachloro-1,3-butadiene	666	346	52.0	15.0-120	
Hexachlorocyclopentadiene	666	286	42.9	15.0-120	
Hexachloroethane	666	443	66.5	17.0-120	
Isophorone	666	404	60.7	23.0-120	
Nitrobenzene	666	380	57.1	17.0-120	
n-Nitrosodimethylamine	666	502	75.4	10.0-125	
n-Nitrosodiphenylamine	666	496	74.5	40.0-120	
n-Nitrosodi-n-propylamine	666	482	72.4	26.0-120	

1 Cp

2 Tc

3 Ss

4 Cn

5 Sr

6 Qc

7 Gl

8 Al

9 Sc

Laboratory Control Sample (LCS)

(LCS) R4210787-1 05/06/25 19:50

Analyte	Spike Amount ug/kg	LCS Result ug/kg	LCS Rec. %	Rec. Limits %	<u>LCS Qualifier</u>
Phenanthrene	666	487	73.1	42.0-120	
Benzylbutyl phthalate	666	579	86.9	40.0-120	
Bis(2-ethylhexyl)phthalate	666	598	89.8	41.0-120	
Di-n-butyl phthalate	666	580	87.1	43.0-120	
Diethyl phthalate	666	546	82.0	43.0-120	
Dimethyl phthalate	666	527	79.1	43.0-120	
Di-n-octyl phthalate	666	578	86.8	40.0-120	
1,2,4-Trichlorobenzene	666	378	56.8	17.0-120	
4-Chloro-3-methylphenol	666	434	65.2	28.0-120	
2-Chlorophenol	666	436	65.5	28.0-120	
2,4-Dichlorophenol	666	398	59.8	25.0-120	
2,4-Dimethylphenol	666	390	58.6	15.0-120	
4,6-Dinitro-2-methylphenol	666	512	76.9	16.0-120	
2,4-Dinitrophenol	666	447	67.1	10.0-120	
2-Nitrophenol	666	452	67.9	20.0-120	
4-Nitrophenol	666	538	80.8	27.0-120	
Pentachlorophenol	666	322	48.3	29.0-120	
Phenol	666	459	68.9	28.0-120	
2,4,6-Trichlorophenol	666	465	69.8	37.0-120	
(S) 2-Fluorophenol			79.6	12.0-120	
(S) Phenol-d5			75.5	10.0-120	
(S) Nitrobenzene-d5			58.9	10.0-122	
(S) 2-Fluorobiphenyl			69.4	15.0-120	
(S) 2,4,6-Tribromophenol			72.5	10.0-127	
(S) p-Terphenyl-d14			75.7	10.0-120	

<sup>1</sup>Cp

<sup>2</sup>Tc

<sup>3</sup>Ss

<sup>4</sup>Cn

<sup>5</sup>Sr

<sup>6</sup>Qc

<sup>7</sup>Gl

<sup>8</sup>Al

<sup>9</sup>Sc

L1855315-01 Original Sample (OS) • Matrix Spike (MS) • Matrix Spike Duplicate (MSD)

(OS) L1855315-01 05/06/25 23:44 • (MS) R4210787-3 05/07/25 00:06 • (MSD) R4210787-4 05/07/25 00:27

Analyte	Spike Amount (dry) ug/kg	Original Result (dry) ug/kg	MS Result (dry) ug/kg	MSD Result (dry) ug/kg	MS Rec. %	MSD Rec. %	Dilution	Rec. Limits %	<u>MS Qualifier</u>	<u>MSD Qualifier</u>	RPD %	RPD Limits %
Acenaphthylene	707	ND	555	548	78.5	77.4	1	25.0-120			1.17	32
Benzidine	1410	ND	ND	ND	40.7	39.5	1	10.0-120			2.28	40
Benzo(g,h,i)perylene	707	ND	419	413	59.3	58.2	1	10.0-120			1.55	33
Bis(2-chlorethoxy)methane	707	ND	369	360	52.3	50.8	1	10.0-120			2.66	34
Bis(2-chloroethyl)ether	707	ND	433	432	61.3	60.9	1	10.0-120			0.249	40
2,2-Oxybis(1-Chloropropane)	707	ND	504	501	71.3	70.7	1	10.0-120			0.643	40
4-Bromophenyl-phenylether	707	ND	501	493	70.9	69.6	1	27.0-120			1.52	30
2-Chloronaphthalene	707	ND	459	461	64.9	65.0	1	20.0-120			0.468	32

L1855315-01 Original Sample (OS) • Matrix Spike (MS) • Matrix Spike Duplicate (MSD)

(OS) L1855315-01 05/06/25 23:44 • (MS) R4210787-3 05/07/25 00:06 • (MSD) R4210787-4 05/07/25 00:27

Analyte	Spike Amount (dry) ug/kg	Original Result (dry) ug/kg	MS Result (dry) ug/kg	MSD Result (dry) ug/kg	MS Rec. %	MSD Rec. %	Dilution	Rec. Limits %	MS Qualifier	MSD Qualifier	RPD %	RPD Limits %
4-Chlorophenyl-phenylether	707	ND	489	493	69.2	69.6	1	24.0-120			0.877	29
1,2-Dichlorobenzene	707	ND	430	433	60.8	61.1	1	10.0-120			0.749	38
1,3-Dichlorobenzene	707	ND	425	423	60.2	59.7	1	10.0-120			0.508	40
1,4-Dichlorobenzene	707	ND	442	445	62.5	62.8	1	10.0-120			0.729	39
3,3-Dichlorobenzidine	1410	ND	1100	1070	77.9	75.2	1	10.0-120			2.68	34
2,4-Dinitrotoluene	707	ND	530	501	75.0	70.7	1	30.0-120			5.64	31
2,6-Dinitrotoluene	707	ND	504	476	71.3	67.2	1	25.0-120			5.71	31
Hexachlorobenzene	707	ND	439	439	62.2	62.0	1	27.0-120			0.000	28
Hexachloro-1,3-butadiene	707	ND	ND	ND	50.3	49.4	1	10.0-120			1.53	38
Hexachlorocyclopentadiene	707	ND	ND	ND	3.22	3.68	1	10.0-120	J6	J6	13.7	40
Hexachloroethane	707	ND	ND	ND	31.6	29.5	1	10.0-120			6.48	40
Isophorone	707	ND	414	406	58.5	57.3	1	13.0-120			1.84	34
Nitrobenzene	707	ND	382	376	54.1	53.0	1	10.0-120			1.70	36
n-Nitrosodimethylamine	707	ND	467	483	66.2	68.1	1	10.0-127			3.17	40
n-Nitrosodiphenylamine	707	ND	503	488	71.2	68.8	1	17.0-120			3.04	29
n-Nitrosodi-n-propylamine	707	ND	481	499	68.1	70.4	1	10.0-120			3.52	37
Phenanthrene	707	ND	471	473	66.6	66.7	1	17.0-120			0.457	31
Benzylbutyl phthalate	707	ND	610	612	86.3	86.3	1	23.0-120			0.353	30
Bis(2-ethylhexyl)phthalate	707	ND	637	640	90.1	90.3	1	17.0-126			0.506	30
Di-n-butyl phthalate	707	ND	589	586	83.4	82.7	1	30.0-120			0.550	29
Diethyl phthalate	707	ND	555	558	78.5	78.7	1	26.0-120			0.581	28
Dimethyl phthalate	707	ND	520	523	73.6	73.9	1	25.0-120			0.619	29
Di-n-octyl phthalate	707	ND	658	651	93.1	91.8	1	21.0-123			1.15	29
1,2,4-Trichlorobenzene	707	ND	389	377	55.0	53.2	1	12.0-120			3.09	37
4-Chloro-3-methylphenol	707	ND	451	448	63.9	63.2	1	15.0-120			0.719	30
2-Chlorophenol	707	ND	434	450	61.4	63.5	1	15.0-120			3.65	37
2,4-Dichlorophenol	707	ND	416	404	58.8	57.0	1	20.0-120			2.89	31
2,4-Dimethylphenol	707	ND	402	395	56.9	55.8	1	10.0-120			1.62	33
4,6-Dinitro-2-methylphenol	707	ND	ND	ND	42.2	40.0	1	10.0-120			5.19	39
2,4-Dinitrophenol	707	ND	ND	ND	39.5	38.1	1	10.0-121			3.14	40
2-Nitrophenol	707	ND	480	435	68.0	61.4	1	12.0-120			9.88	39
4-Nitrophenol	707	ND	563	543	79.7	76.6	1	10.0-137			3.70	32
Pentachlorophenol	707	ND	ND	ND	45.4	47.9	1	10.0-160			5.55	31
Phenol	707	ND	447	452	63.3	63.8	1	12.0-120			1.20	38
2,4,6-Trichlorophenol	707	ND	493	495	69.8	69.9	1	19.0-120			0.436	32
(S) 2-Fluorophenol					77.0	75.5		12.0-120				
(S) Phenol-d5					71.3	71.0		10.0-120				
(S) Nitrobenzene-d5					62.8	59.6		10.0-122				
(S) 2-Fluorobiphenyl					68.6	66.3		15.0-120				

1 Cp

2 Tc

3 Ss

4 Cn

5 Sr

6 Qc

7 Gl

8 Al

9 Sc

L1855315-01 Original Sample (OS) • Matrix Spike (MS) • Matrix Spike Duplicate (MSD)

(OS) L1855315-01 05/06/25 23:44 • (MS) R4210787-3 05/07/25 00:06 • (MSD) R4210787-4 05/07/25 00:27

Analyte	Spike Amount (dry) ug/kg	Original Result (dry) ug/kg	MS Result (dry) ug/kg	MSD Result (dry) ug/kg	MS Rec. %	MSD Rec. %	Dilution	Rec. Limits %	MS Qualifier	MSD Qualifier	RPD %	RPD Limits %
(S) 2,4,6-Tribromophenol					72.1	71.6		10.0-127				
(S) p-Terphenyl-d14					72.0	69.9		10.0-120				

1 Cp

2 Tc

3 Ss

4 Cn

5 Sr

6 Qc

7 Gl

8 Al

9 Sc

# GLOSSARY OF TERMS

## Guide to Reading and Understanding Your Laboratory Report

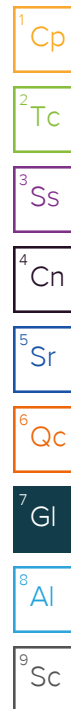
The information below is designed to better explain the various terms used in your report of analytical results from the Laboratory. This is not intended as a comprehensive explanation, and if you have additional questions please contact your project representative.

Results Disclaimer - Information that may be provided by the customer, and contained within this report, include Permit Limits, Project Name, Sample ID, Sample Matrix, Sample Preservation, Field Blanks, Field Spikes, Field Duplicates, On-Site Data, Sampling Collection Dates/Times, and Sampling Location. Results relate to the accuracy of this information provided, and as the samples are received.

### Abbreviations and Definitions

(dry)	Results are reported based on the dry weight of the sample. [this will only be present on a dry report basis for soils].
MDL	Method Detection Limit.
ND	Not detected at the Reporting Limit (or MDL where applicable).
RDL	Reported Detection Limit.
RDL (dry)	Reported Detection Limit.
Rec.	Recovery.
RPD	Relative Percent Difference.
SDG	Sample Delivery Group.
(S)	Surrogate (Surrogate Standard) - Analytes added to every blank, sample, Laboratory Control Sample/Duplicate and Matrix Spike/Duplicate; used to evaluate analytical efficiency by measuring recovery. Surrogates are not expected to be detected in all environmental media.
U	Not detected at the Reporting Limit (or MDL where applicable).
Analyte	The name of the particular compound or analysis performed. Some Analyses and Methods will have multiple analytes reported.
Dilution	If the sample matrix contains an interfering material, the sample preparation volume or weight values differ from the standard, or if concentrations of analytes in the sample are higher than the highest limit of concentration that the laboratory can accurately report, the sample may be diluted for analysis. If a value different than 1 is used in this field, the result reported has already been corrected for this factor.
Limits	These are the target % recovery ranges or % difference value that the laboratory has historically determined as normal for the method and analyte being reported. Successful QC Sample analysis will target all analytes recovered or duplicated within these ranges.
Original Sample	The non-spiked sample in the prep batch used to determine the Relative Percent Difference (RPD) from a quality control sample. The Original Sample may not be included within the reported SDG.
Qualifier	This column provides a letter and/or number designation that corresponds to additional information concerning the result reported. If a Qualifier is present, a definition per Qualifier is provided within the Glossary and Definitions page and potentially a discussion of possible implications of the Qualifier in the Case Narrative if applicable.
Result	The actual analytical final result (corrected for any sample specific characteristics) reported for your sample. If there was no measurable result returned for a specific analyte, the result in this column may state "ND" (Not Detected) or "BDL" (Below Detectable Levels). The information in the results column should always be accompanied by either an MDL (Method Detection Limit) or RDL (Reporting Detection Limit) that defines the lowest value that the laboratory could detect or report for this analyte.
Uncertainty (Radiochemistry)	Confidence level of 2 sigma.
Case Narrative (Cn)	A brief discussion about the included sample results, including a discussion of any non-conformances to protocol observed either at sample receipt by the laboratory from the field or during the analytical process. If present, there will be a section in the Case Narrative to discuss the meaning of any data qualifiers used in the report.
Quality Control Summary (Qc)	This section of the report includes the results of the laboratory quality control analyses required by procedure or analytical methods to assist in evaluating the validity of the results reported for your samples. These analyses are not being performed on your samples typically, but on laboratory generated material.
Sample Chain of Custody (Sc)	This is the document created in the field when your samples were initially collected. This is used to verify the time and date of collection, the person collecting the samples, and the analyses that the laboratory is requested to perform. This chain of custody also documents all persons (excluding commercial shippers) that have had control or possession of the samples from the time of collection until delivery to the laboratory for analysis.
Sample Results (Sr)	This section of your report will provide the results of all testing performed on your samples. These results are provided by sample ID and are separated by the analyses performed on each sample. The header line of each analysis section for each sample will provide the name and method number for the analysis reported.
Sample Summary (Ss)	This section of the Analytical Report defines the specific analyses performed for each sample ID, including the dates and times of preparation and/or analysis.

Qualifier	Description
C3	The reported concentration is an estimate. The continuing calibration standard associated with this data responded low. Method sensitivity check is acceptable.
C7	The initial calibration verification standard (SSCV) associated with this data responded high.
J	The identification of the analyte is acceptable; the reported value is an estimate.
J3	The associated batch QC was outside the established quality control range for precision.
J4	The associated batch QC was outside the established quality control range for accuracy.
J6	The sample matrix interfered with the ability to make any accurate determination; spike value is low.
V	The sample concentration is too high to evaluate accurate spike recoveries.



# ACCREDITATIONS & LOCATIONS

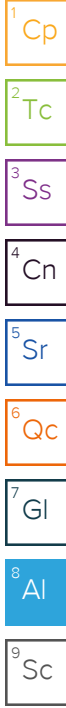
## Pace Analytical National 12065 Lebanon Rd Mount Juliet, TN 37122

Alabama	40660	Nebraska	NE-OS-15-05
Alaska	17-026	Nevada	TN000032021-1
Arizona	AZ0612	New Hampshire	2975
Arkansas	88-0469	New Jersey–NELAP	TN002
California	2932	New Mexico <sup>1</sup>	TN00003
Colorado	TN00003	New York	11742
Connecticut	PH-0197	North Carolina	Env375
Florida	E87487	North Carolina <sup>1</sup>	DW21704
Georgia	NELAP	North Carolina <sup>3</sup>	41
Georgia <sup>1</sup>	923	North Dakota	R-140
Idaho	TN00003	Ohio–VAP	CL0069
Illinois	200008	Oklahoma	9915
Indiana	C-TN-01	Oregon	TN200002
Iowa	364	Pennsylvania	68-02979
Kansas	E-10277	Rhode Island	LA000356
Kentucky <sup>1,6</sup>	KY90010	South Carolina	84004002
Kentucky <sup>2</sup>	16	South Dakota	n/a
Louisiana	AI30792	Tennessee <sup>1,4</sup>	2006
Louisiana	LA018	Texas	T104704245-20-18
Maine	TN00003	Texas <sup>5</sup>	LAB0152
Maryland	324	Utah	TN000032021-11
Massachusetts	M-TN003	Vermont	VT2006
Michigan	9958	Virginia	110033
Minnesota	047-999-395	Washington	C847
Mississippi	TN00003	West Virginia	233
Missouri	340	Wisconsin	998093910
Montana	CERT0086	Wyoming	A2LA
A2LA – ISO 17025	1461.01	AIHA-LAP,LLC EMLAP	100789
A2LA – ISO 17025 <sup>5</sup>	1461.02	DOD	1461.01
Canada	1461.01	USDA	P330-15-00234
EPA–Crypto	TN00003		

<sup>1</sup> Drinking Water <sup>2</sup> Underground Storage Tanks <sup>3</sup> Aquatic Toxicity <sup>4</sup> Chemical/Microbiological <sup>5</sup> Mold <sup>6</sup> Wastewater n/a Accreditation not applicable

\* Not all certifications held by the laboratory are applicable to the results reported in the attached report.

\* Accreditation is only applicable to the test methods specified on each scope of accreditation held by Pace Analytical.



J185

LAB USE ONLY - Affix Workorder/Login Label

# Pace® Location Requested (City/State): CHAIN-OF-CUSTODY Analytical Request Document

Company Name: CTEH, LLC  
 Street Address: 5120 North Shore Drive, North Little Rock, AR 72118  
 Contact/Report To: Lab Results, Kyle Lawrence, Tami McMullin, Andy Henault, Eric Catlin, Madelyn Klinkerman  
 Phone #:   
 E-Mail: labresults@cteh.com; kylelawrence@cteh.com; tmcnullin@cteh.com; ahenault@cteh.com  
 Cc E-Mail: ecatlin@cteh.com; mkiinkerman@cteh.com



Scan QR Code for instructions

Customer Project #: PROJ-054017  
 Project Name: Bishop LOC  
 Site Collection Info/Facility ID (as applicable): Galeton, CO  
 Time Zone Collected: [ ] AK [ ] PT [ X ] MT [ ] CT [ ] ET  
 County / State origin of sample(s): CO

Specify Container Size **					
8oz	8oz	8oz	8oz	6	
1	1	1	1	4	

\*\*Container Size: (1) 1L, (2) 500mL, (3) 250mL, (4) 125mL, (5) 100mL, (6) 40mL vial, (7) EnCore, (8) TerraCore, (9) 90mL, (10) Other  
 \*\*\* Preservative Types: (1) None, (2) HNO3, (3) H2SO4, (4) HCl, (5) NaOH, (6) Zn Acetate, (7) NaHSO4, (8) Sod. Thiosulfate, (9) Ascorbic Acid, (10) MeOH, (11) Other

Data Deliverables: [ X ] Level II [ ] Level III [ ] Level IV [ ] EQUIS [ ] Other  
 Regulatory Program (DW, RCRA, etc.) as applicable:   
 Rush (Pre-approval required): [ ] Same Day [ ] 1 Day [ ] 2 Day [ ] 3 Day Other ASAP  
 Date Results Requested:   
 DW PWSID # or WW Permit # as applicable:   
 Field Filtered (if applicable): [ ] Yes [ ] No  
 Analysis:   
 Reportable [ ] Yes [ ] No

Analysis Requested					
VOCs 8260D	SVOCS 8270E; Metals 6010D	Total N/TKN/N+NH3 EPA 351.2/9056A	TOC Walkley/Black	VOCs 8260D	

Proj. Mgr: 546-Jared Starkey  
 AcctNum / Client ID: CTEHER  
 Table #:   
 Profile / Template: T271979  
 Prelog / Bottle Ord. ID:   
 Sample Comment: -91

Customer Sample ID	Matrix *	Comp / Grab	Composite Start		Collected or Composite End		# Cont.	Residual Chlorine		VOCs 8260D	SVOCS 8270E; Metals 6010D	Total N/TKN/N+NH3 EPA 351.2/9056A	TOC Walkley/Black	VOCs 8260D
			Date	Time	Date	Time		Result	Units					
GAC00505T007S001	SS	G	-	-	5/5/2025	0950	3	-	-	X	X	X	X	-

Sample Receipt Checklist  
 Seal Present/Intact:  Y  N  NP If Applicable  
 Signed/Accurate:  Y  N VOA Zero Headspace:  Y  N  
 Bottles arrive intact:  Y  N Pres. Correct/Check:  Y  N  
 Correct bottles used:  Y  N Condition: NCF OK  
 Correct volume sent:  Y  N  
 Residual Chlorine < 0.5 mR/hr:  Y  N  
 0.510M = 0.9

Additional Instructions from Pace®: VOCs - full list minus BTEX, 1,2,4-TMB, 1,3,5-TMB; SVOCS - full list minus PAHs, 1-methylnaphthalene, 2-methylnaphthalene; Metals - TAL minus RCRA, Cu, Ni, Zn  
 Collected By: Alex Scott  
 Printed Name: Alex Scott  
 Signature: [Signature]

Customer Remarks / Special Conditions / Possible Hazards:  
 # Coolers: Thermometer ID: Correction Factor (°C): Obs. Temp. (°C): Corrected Temp. (°C): [ ] On Ice

Relinquished by/Company: (Signature) [Signature] / CTEH	Date/Time: 5/5/25 / 1800	Received by/Company: (Signature) PALE	Date/Time: 5/5/25 / 1800	Tracking Number:
Relinquished by/Company: (Signature)	Date/Time:	Received by/Company: (Signature)	Date/Time:	Delivered by: [ ] In-Person [ ] Courier
Relinquished by/Company: (Signature)	Date/Time:	Received by/Company: (Signature)	Date/Time:	[ ] FedEx [ ] UPS [ ] Other
Relinquished by/Company: (Signature)	Date/Time:	Received by/Company: (Signature) [Signature]	Date/Time: 5/6/25 1130	Page: 1 of 1

Preservation non-conformance identified for sample.