

Civitas - CO

Sample Delivery Group: L1858146
Samples Received: 05/13/2025
Project Number: 24923,22237
Description: Sprague 6-4-9 & 32-9

Report To: Civitas-Tasman
4725 Independence
Suite 100
Wheat Ridge, CO 80033

Entire Report Reviewed By:



Mandi Edwards
Project Manager

Results relate only to the items tested or calibrated and are reported as rounded values. This test report shall not be reproduced, except in full, without written approval of the laboratory. Where applicable, sampling conducted by Pace Analytical National is performed per guidance provided in laboratory standard operating procedures ENV-SOP-MTJL-0067 and ENV-SOP-MTJL-0068. Where sampling conducted by the customer, results relate to the accuracy of the information provided, and as the samples are received.



Pace Analytical National

12065 Lebanon Rd Mount Juliet, TN 37122 615-758-5858 800-767-5859 mydata.pacelabs.com

TABLE OF CONTENTS

Cp: Cover Page	1	
Tc: Table of Contents	2	
Ss: Sample Summary	3	
Cn: Case Narrative	6	
Sr: Sample Results	7	
32-WH-B01@6' L1858146-01	7	
32-FL-B01@4' L1858146-02	9	
6-WH-B01@6' L1858146-03	11	
6-FL-B01@4' L1858146-04	13	
SP-CS01 L1858146-05	15	
32-FL-B02@3' L1858146-06	17	
32-FL-B03@2' L1858146-07	19	
6-FL-B02@2' L1858146-08	21	
SP-CS02 L1858146-09	23	
Qc: Quality Control Summary	25	
Wet Chemistry by Method 7199	25	
Wet Chemistry by Method 9045D	27	
Wet Chemistry by Method 9050AMod	31	
Metals (ICP) by Method 6010B-NE493 Ch 2	35	
Metals (ICPMS) by Method 6020	39	
Volatile Organic Compounds (GC) by Method 8015D/GRO	40	
Volatile Organic Compounds (GC/MS) by Method 8260D	42	
Semi-Volatile Organic Compounds (GC) by Method 8015M	44	
Semi Volatile Organic Compounds (GC/MS) by Method 8270E-SIM	45	
Gl: Glossary of Terms	47	
Al: Accreditations & Locations	48	
Sc: Sample Chain of Custody	49	

SAMPLE SUMMARY

32-WH-B01@6' L1858146-01

Collected by Ben Long Collected date/time 05/12/25 08:00 Received date/time 05/13/25 08:00

Method	Batch	Dilution	Preparation date/time	Analysis date/time	Analyst	Location
Calculated Results	WG2516560	1	05/19/25 18:16	05/19/25 18:16	MAP	Mt. Juliet, TN
Wet Chemistry by Method 7199	WG2514315	1	05/14/25 23:01	05/15/25 15:24	ANW	Mt. Juliet, TN
Wet Chemistry by Method 9045D	WG2518298	1	05/19/25 11:10	05/19/25 14:36	RJP	Mt. Juliet, TN
Wet Chemistry by Method 9050AMod	WG2518302	1	05/19/25 11:12	05/19/25 15:36	BJM	Mt. Juliet, TN
Metals (ICP) by Method 6010B-NE493 Ch 2	WG2516579	1	05/18/25 08:52	05/19/25 13:56	MAP	Mt. Juliet, TN
Metals (ICPMS) by Method 6020	WG2515094	5	05/19/25 08:10	05/20/25 04:09	JDB	Mt. Juliet, TN
Metals (ICPMS) by Method 6020	WG2515094	5	05/19/25 08:10	05/20/25 18:07	UNP	Mt. Juliet, TN
Volatile Organic Compounds (GC) by Method 8015D/GRO	WG2516174	1	05/14/25 23:38	05/16/25 10:28	JHH	Mt. Juliet, TN
Volatile Organic Compounds (GC/MS) by Method 8260D	WG2515946	1	05/14/25 23:38	05/16/25 03:39	DWR	Mt. Juliet, TN
Semi-Volatile Organic Compounds (GC) by Method 8015M	WG2518361	1	05/20/25 08:20	05/20/25 22:38	SGB	Mt. Juliet, TN
Semi Volatile Organic Compounds (GC/MS) by Method 8270E-SIM	WG2514739	1	05/15/25 08:55	05/15/25 16:14	VDR	Mt. Juliet, TN

- 1 Cp
- 2 Tc
- 3 Ss
- 4 Cn
- 5 Sr
- 6 Qc
- 7 Gl
- 8 Al
- 9 Sc

32-FL-B01@4' L1858146-02

Collected by Ben Long Collected date/time 05/12/25 08:10 Received date/time 05/13/25 08:00

Method	Batch	Dilution	Preparation date/time	Analysis date/time	Analyst	Location
Calculated Results	WG2516557	1	05/19/25 16:01	05/19/25 16:01	MAP	Mt. Juliet, TN
Wet Chemistry by Method 7199	WG2514315	1	05/14/25 23:01	05/15/25 15:34	ANW	Mt. Juliet, TN
Wet Chemistry by Method 9045D	WG2518287	1	05/19/25 09:00	05/19/25 11:25	RJP	Mt. Juliet, TN
Wet Chemistry by Method 9050AMod	WG2518296	1	05/19/25 11:06	05/19/25 16:47	BJM	Mt. Juliet, TN
Metals (ICP) by Method 6010B-NE493 Ch 2	WG2516586	1	05/18/25 13:40	05/20/25 11:27	RLS	Mt. Juliet, TN
Metals (ICPMS) by Method 6020	WG2515094	5	05/19/25 08:10	05/20/25 04:12	JDB	Mt. Juliet, TN
Metals (ICPMS) by Method 6020	WG2515094	5	05/19/25 08:10	05/20/25 18:11	UNP	Mt. Juliet, TN
Volatile Organic Compounds (GC) by Method 8015D/GRO	WG2516174	1	05/14/25 23:38	05/16/25 10:51	JHH	Mt. Juliet, TN
Volatile Organic Compounds (GC/MS) by Method 8260D	WG2515946	1	05/14/25 23:38	05/16/25 03:59	DWR	Mt. Juliet, TN
Semi-Volatile Organic Compounds (GC) by Method 8015M	WG2518361	1	05/20/25 08:20	05/20/25 22:00	SGB	Mt. Juliet, TN
Semi Volatile Organic Compounds (GC/MS) by Method 8270E-SIM	WG2514739	1	05/15/25 08:55	05/15/25 16:32	VDR	Mt. Juliet, TN

6-WH-B01@6' L1858146-03

Collected by Ben Long Collected date/time 05/12/25 08:12 Received date/time 05/13/25 08:00

Method	Batch	Dilution	Preparation date/time	Analysis date/time	Analyst	Location
Calculated Results	WG2516557	1	05/19/25 16:09	05/19/25 16:09	MAP	Mt. Juliet, TN
Wet Chemistry by Method 7199	WG2514315	1	05/14/25 23:01	05/15/25 15:43	ANW	Mt. Juliet, TN
Wet Chemistry by Method 9045D	WG2518287	1	05/19/25 09:00	05/19/25 11:25	RJP	Mt. Juliet, TN
Wet Chemistry by Method 9050AMod	WG2518296	1	05/19/25 11:06	05/19/25 16:47	BJM	Mt. Juliet, TN
Metals (ICP) by Method 6010B-NE493 Ch 2	WG2516586	1	05/18/25 13:40	05/20/25 11:30	RLS	Mt. Juliet, TN
Metals (ICPMS) by Method 6020	WG2515094	10	05/19/25 08:10	05/20/25 18:14	UNP	Mt. Juliet, TN
Metals (ICPMS) by Method 6020	WG2515094	5	05/19/25 08:10	05/20/25 04:15	JDB	Mt. Juliet, TN
Volatile Organic Compounds (GC) by Method 8015D/GRO	WG2516174	1	05/14/25 23:38	05/16/25 11:15	JHH	Mt. Juliet, TN
Volatile Organic Compounds (GC/MS) by Method 8260D	WG2515946	1	05/14/25 23:38	05/16/25 04:19	DWR	Mt. Juliet, TN
Semi-Volatile Organic Compounds (GC) by Method 8015M	WG2518361	1	05/20/25 08:20	05/20/25 22:26	SGB	Mt. Juliet, TN
Semi Volatile Organic Compounds (GC/MS) by Method 8270E-SIM	WG2514739	1	05/15/25 08:55	05/15/25 16:50	VDR	Mt. Juliet, TN

6-FL-B01@4' L1858146-04

Collected by Ben Long Collected date/time 05/12/25 08:22 Received date/time 05/13/25 08:00

Method	Batch	Dilution	Preparation date/time	Analysis date/time	Analyst	Location
Calculated Results	WG2516553	1	05/19/25 10:34	05/19/25 10:34	MAP	Mt. Juliet, TN
Wet Chemistry by Method 7199	WG2514315	1	05/14/25 23:01	05/15/25 16:12	ANW	Mt. Juliet, TN
Wet Chemistry by Method 9045D	WG2517941	1	05/18/25 16:02	05/18/25 18:25	RJP	Mt. Juliet, TN
Wet Chemistry by Method 9050AMod	WG2517947	1	05/18/25 16:06	05/19/25 12:06	BJM	Mt. Juliet, TN
Metals (ICP) by Method 6010B-NE493 Ch 2	WG2516584	1	05/18/25 10:02	05/19/25 12:40	MAP	Mt. Juliet, TN

SAMPLE SUMMARY

6-FL-B01@4' L1858146-04

Collected by Ben Long Collected date/time 05/12/25 08:22 Received date/time 05/13/25 08:00

Method	Batch	Dilution	Preparation date/time	Analysis date/time	Analyst	Location
Metals (ICPMS) by Method 6020	WG2515094	5	05/19/25 08:10	05/20/25 04:24	JDB	Mt. Juliet, TN
Metals (ICPMS) by Method 6020	WG2515094	5	05/19/25 08:10	05/20/25 18:24	UNP	Mt. Juliet, TN
Volatile Organic Compounds (GC) by Method 8015D/GRO	WG2516174	1	05/14/25 23:38	05/16/25 11:39	JHH	Mt. Juliet, TN
Volatile Organic Compounds (GC/MS) by Method 8260D	WG2516152	1	05/14/25 23:38	05/16/25 06:05	DWR	Mt. Juliet, TN
Semi-Volatile Organic Compounds (GC) by Method 8015M	WG2518361	1	05/20/25 08:20	05/20/25 22:26	SGB	Mt. Juliet, TN
Semi Volatile Organic Compounds (GC/MS) by Method 8270E-SIM	WG2514739	1	05/15/25 08:55	05/15/25 17:08	VDR	Mt. Juliet, TN



SP-CS01 L1858146-05

Collected by Ben Long Collected date/time 05/12/25 08:24 Received date/time 05/13/25 08:00

Method	Batch	Dilution	Preparation date/time	Analysis date/time	Analyst	Location
Calculated Results	WG2516564	1	05/19/25 16:56	05/19/25 16:56	MAP	Mt. Juliet, TN
Wet Chemistry by Method 7199	WG2514315	1	05/14/25 23:01	05/15/25 16:22	ANW	Mt. Juliet, TN
Wet Chemistry by Method 9045D	WG2518013	1	05/18/25 19:02	05/19/25 08:55	RJP	Mt. Juliet, TN
Wet Chemistry by Method 9050AMod	WG2518016	1	05/18/25 19:04	05/19/25 14:12	BJM	Mt. Juliet, TN
Metals (ICP) by Method 6010B-NE493 Ch 2	WG2516577	1	05/18/25 08:44	05/19/25 12:40	MAP	Mt. Juliet, TN
Metals (ICPMS) by Method 6020	WG2515094	5	05/19/25 08:10	05/20/25 04:27	JDB	Mt. Juliet, TN
Metals (ICPMS) by Method 6020	WG2515094	5	05/19/25 08:10	05/20/25 18:27	UNP	Mt. Juliet, TN
Volatile Organic Compounds (GC) by Method 8015D/GRO	WG2516209	1	05/14/25 23:38	05/16/25 03:20	CDD	Mt. Juliet, TN
Volatile Organic Compounds (GC/MS) by Method 8260D	WG2516152	1	05/14/25 23:38	05/16/25 06:23	DWR	Mt. Juliet, TN
Semi-Volatile Organic Compounds (GC) by Method 8015M	WG2518361	1	05/20/25 08:20	05/20/25 23:03	SGB	Mt. Juliet, TN
Semi Volatile Organic Compounds (GC/MS) by Method 8270E-SIM	WG2514739	1	05/15/25 08:55	05/15/25 17:26	VDR	Mt. Juliet, TN



32-FL-B02@3' L1858146-06

Collected by Ben Long Collected date/time 05/12/25 11:00 Received date/time 05/13/25 08:00

Method	Batch	Dilution	Preparation date/time	Analysis date/time	Analyst	Location
Calculated Results	WG2516560	1	05/19/25 18:18	05/19/25 18:18	MAP	Mt. Juliet, TN
Wet Chemistry by Method 7199	WG2514315	1	05/14/25 23:01	05/15/25 16:32	ANW	Mt. Juliet, TN
Wet Chemistry by Method 9045D	WG2518287	1	05/19/25 09:00	05/19/25 11:25	RJP	Mt. Juliet, TN
Wet Chemistry by Method 9050AMod	WG2518296	1	05/19/25 11:06	05/19/25 16:47	BJM	Mt. Juliet, TN
Metals (ICP) by Method 6010B-NE493 Ch 2	WG2516579	1	05/18/25 08:52	05/19/25 13:59	MAP	Mt. Juliet, TN
Metals (ICPMS) by Method 6020	WG2515094	5	05/19/25 08:10	05/20/25 04:30	JDB	Mt. Juliet, TN
Metals (ICPMS) by Method 6020	WG2515094	5	05/19/25 08:10	05/20/25 18:30	UNP	Mt. Juliet, TN
Volatile Organic Compounds (GC) by Method 8015D/GRO	WG2516209	1	05/14/25 23:38	05/16/25 03:43	CDD	Mt. Juliet, TN
Volatile Organic Compounds (GC/MS) by Method 8260D	WG2516152	1	05/14/25 23:38	05/16/25 06:42	DWR	Mt. Juliet, TN
Semi-Volatile Organic Compounds (GC) by Method 8015M	WG2518361	1	05/20/25 08:20	05/20/25 22:00	SGB	Mt. Juliet, TN
Semi Volatile Organic Compounds (GC/MS) by Method 8270E-SIM	WG2514739	1	05/15/25 08:55	05/15/25 17:44	VDR	Mt. Juliet, TN

32-FL-B03@2' L1858146-07

Collected by Ben Long Collected date/time 05/12/25 11:02 Received date/time 05/13/25 08:00

Method	Batch	Dilution	Preparation date/time	Analysis date/time	Analyst	Location
Calculated Results	WG2516557	1	05/19/25 16:12	05/19/25 16:12	MAP	Mt. Juliet, TN
Wet Chemistry by Method 7199	WG2514315	1	05/14/25 23:01	05/15/25 16:41	ANW	Mt. Juliet, TN
Wet Chemistry by Method 9045D	WG2518287	1	05/19/25 09:00	05/19/25 11:25	RJP	Mt. Juliet, TN
Wet Chemistry by Method 9050AMod	WG2518296	1	05/19/25 11:06	05/19/25 16:47	BJM	Mt. Juliet, TN
Metals (ICP) by Method 6010B-NE493 Ch 2	WG2516586	1	05/18/25 13:40	05/20/25 11:33	RLS	Mt. Juliet, TN
Metals (ICPMS) by Method 6020	WG2515094	5	05/19/25 08:10	05/20/25 04:34	JDB	Mt. Juliet, TN
Metals (ICPMS) by Method 6020	WG2515094	5	05/19/25 08:10	05/20/25 18:33	UNP	Mt. Juliet, TN
Volatile Organic Compounds (GC) by Method 8015D/GRO	WG2516209	1	05/14/25 23:38	05/16/25 04:06	CDD	Mt. Juliet, TN
Volatile Organic Compounds (GC/MS) by Method 8260D	WG2516152	1	05/14/25 23:38	05/16/25 07:01	DWR	Mt. Juliet, TN
Semi-Volatile Organic Compounds (GC) by Method 8015M	WG2518361	2	05/20/25 08:20	05/20/25 22:13	SGB	Mt. Juliet, TN

SAMPLE SUMMARY

32-FL-B03@2' L1858146-07

Collected by Ben Long Collected date/time 05/12/25 11:02 Received date/time 05/13/25 08:00

Method	Batch	Dilution	Preparation date/time	Analysis date/time	Analyst	Location
Semi Volatile Organic Compounds (GC/MS) by Method 8270E-SIM	WG2514739	1	05/15/25 08:55	05/15/25 18:02	VDR	Mt. Juliet, TN

6-FL-B02@2' L1858146-08

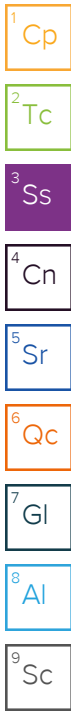
Collected by Ben Long Collected date/time 05/12/25 11:04 Received date/time 05/13/25 08:00

Method	Batch	Dilution	Preparation date/time	Analysis date/time	Analyst	Location
Calculated Results	WG2516557	1	05/19/25 16:14	05/19/25 16:14	MAP	Mt. Juliet, TN
Wet Chemistry by Method 7199	WG2514315	1	05/14/25 23:01	05/15/25 16:51	ANW	Mt. Juliet, TN
Wet Chemistry by Method 9045D	WG2518287	1	05/19/25 09:00	05/19/25 11:25	RJP	Mt. Juliet, TN
Wet Chemistry by Method 9050AMod	WG2518296	1	05/19/25 11:06	05/19/25 16:47	BJM	Mt. Juliet, TN
Metals (ICP) by Method 6010B-NE493 Ch 2	WG2516586	1	05/18/25 13:40	05/20/25 11:35	RLS	Mt. Juliet, TN
Metals (ICPMS) by Method 6020	WG2515094	5	05/19/25 08:10	05/20/25 04:37	JDB	Mt. Juliet, TN
Metals (ICPMS) by Method 6020	WG2515094	5	05/19/25 08:10	05/20/25 18:36	UNP	Mt. Juliet, TN
Volatile Organic Compounds (GC) by Method 8015D/GRO	WG2516209	1	05/14/25 23:38	05/16/25 04:30	CDD	Mt. Juliet, TN
Volatile Organic Compounds (GC/MS) by Method 8260D	WG2516152	1	05/14/25 23:38	05/16/25 07:20	DWR	Mt. Juliet, TN
Semi-Volatile Organic Compounds (GC) by Method 8015M	WG2518361	2	05/20/25 08:20	05/20/25 22:13	SGB	Mt. Juliet, TN
Semi Volatile Organic Compounds (GC/MS) by Method 8270E-SIM	WG2514739	1	05/15/25 08:55	05/15/25 18:20	VDR	Mt. Juliet, TN

SP-CS02 L1858146-09

Collected by Ben Long Collected date/time 05/12/25 11:06 Received date/time 05/13/25 08:00

Method	Batch	Dilution	Preparation date/time	Analysis date/time	Analyst	Location
Calculated Results	WG2516553	1	05/19/25 10:37	05/19/25 10:37	MAP	Mt. Juliet, TN
Wet Chemistry by Method 7199	WG2514315	1	05/14/25 23:01	05/15/25 17:00	ANW	Mt. Juliet, TN
Wet Chemistry by Method 9045D	WG2517941	1	05/18/25 16:02	05/18/25 18:25	RJP	Mt. Juliet, TN
Wet Chemistry by Method 9050AMod	WG2517947	1	05/18/25 16:06	05/19/25 12:06	BJM	Mt. Juliet, TN
Metals (ICP) by Method 6010B-NE493 Ch 2	WG2516584	1	05/18/25 10:02	05/19/25 12:43	MAP	Mt. Juliet, TN
Metals (ICPMS) by Method 6020	WG2515094	5	05/19/25 08:10	05/20/25 04:40	JDB	Mt. Juliet, TN
Metals (ICPMS) by Method 6020	WG2515094	5	05/19/25 08:10	05/20/25 18:40	UNP	Mt. Juliet, TN
Volatile Organic Compounds (GC) by Method 8015D/GRO	WG2516209	1	05/14/25 23:38	05/16/25 04:53	CDD	Mt. Juliet, TN
Volatile Organic Compounds (GC/MS) by Method 8260D	WG2516152	1	05/14/25 23:38	05/16/25 07:38	DWR	Mt. Juliet, TN
Semi-Volatile Organic Compounds (GC) by Method 8015M	WG2518361	1	05/20/25 08:20	05/20/25 21:35	SGB	Mt. Juliet, TN
Semi Volatile Organic Compounds (GC/MS) by Method 8270E-SIM	WG2514739	1	05/15/25 08:55	05/15/25 18:38	VDR	Mt. Juliet, TN



CASE NARRATIVE

All sample aliquots were received at the correct temperature, in the proper containers, with the appropriate preservatives, and within method specified holding times, unless qualified or notated within the report. Where applicable, all MDL (LOD) and RDL (LOQ) values reported for environmental samples have been corrected for the dilution factor used in the analysis. All Method and Batch Quality Control are within established criteria except where addressed in this case narrative, a non-conformance form or properly qualified within the sample results. By my digital signature below, I affirm to the best of my knowledge, all problems/anomalies observed by the laboratory as having the potential to affect the quality of the data have been identified by the laboratory, and no information or data have been knowingly withheld that would affect the quality of the data.



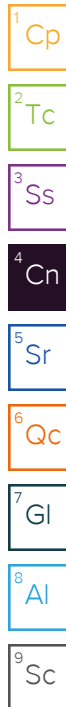
Mandi Edwards
Project Manager

Report Revision History

Level II Report - Version 1: 05/21/25 12:46

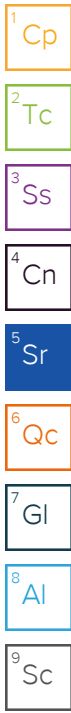
Project Narrative

Correct Sample ID: From SP-SC01 to SP-CS01 MLE 06/25/2025



Calculated Results

Analyte	Result	Qualifier	Dilution	Analysis date / time	Batch
Sodium Adsorption Ratio	0.243		1	05/19/2025 18:16	WG2516560



Wet Chemistry by Method 7199

Analyte	Result	Qualifier	MDL	RDL	Dilution	Analysis date / time	Batch
Hexavalent Chromium	ND		0.300	0.300	1	05/15/2025 15:24	WG2514315

Wet Chemistry by Method 9045D

Analyte	Result	Qualifier	Dilution	Analysis date / time	Batch
pH	8.50		1	05/19/2025 14:36	WG2518298

Sample Narrative:

L1858146-01 WG2518298: 8.5 at 22.6C

Wet Chemistry by Method 9050AMod

Analyte	Result	Units	Qualifier	RDL	Dilution	Analysis date / time	Batch
Specific Conductance	156	umhos/cm		10.0	1	05/19/2025 15:36	WG2518302

Sample Narrative:

L1858146-01 WG2518302: at 25C

Metals (ICP) by Method 6010B-NE493 Ch 2

Analyte	Result	Qualifier	MDL	RDL	Dilution	Analysis date / time	Batch
Hot Water Sol. Boron	0.0807	J	0.0167	0.200	1	05/19/2025 13:56	WG2516579

Metals (ICPMS) by Method 6020

Analyte	Result	Qualifier	MDL	RDL	Dilution	Analysis date / time	Batch
Arsenic	0.810		0.200	0.200	5	05/20/2025 04:09	WG2515094
Barium	34.0		10.0	10.0	5	05/20/2025 18:07	WG2515094
Cadmium	ND		0.200	0.200	5	05/20/2025 04:09	WG2515094
Copper	ND		10.0	10.0	5	05/20/2025 04:09	WG2515094
Lead	ND		10.0	10.0	5	05/20/2025 04:09	WG2515094
Nickel	ND		10.0	10.0	5	05/20/2025 04:09	WG2515094
Selenium	ND		0.200	0.200	5	05/20/2025 04:09	WG2515094
Silver	ND		0.500	0.500	5	05/20/2025 04:09	WG2515094
Zinc	ND		50.0	50.0	5	05/20/2025 04:09	WG2515094

Volatile Organic Compounds (GC) by Method 8015D/GRO

Analyte	Result	Qualifier	MDL	RDL	Dilution	Analysis date / time	Batch
TPH (GC/FID) Low Fraction	ND		0.0217	0.100	1	05/16/2025 10:28	WG2516174
(S) a,a,a-Trifluorotoluene(FID)	96.8			77.0-120		05/16/2025 10:28	WG2516174

Volatile Organic Compounds (GC/MS) by Method 8260D

Analyte	Result mg/kg	Qualifier	MDL mg/kg	RDL mg/kg	Dilution	Analysis date / time	Batch
Benzene	ND		0.00200	0.00200	1	05/16/2025 03:39	WG2515946
Ethylbenzene	ND		0.0100	0.0100	1	05/16/2025 03:39	WG2515946
Toluene	ND		0.0100	0.0100	1	05/16/2025 03:39	WG2515946
1,2,4-Trimethylbenzene	ND		0.00500	0.00500	1	05/16/2025 03:39	WG2515946
1,3,5-Trimethylbenzene	ND		0.00500	0.00500	1	05/16/2025 03:39	WG2515946
Xylenes, Total	ND		0.100	0.100	1	05/16/2025 03:39	WG2515946
(S) Toluene-d8	103			75.0-131		05/16/2025 03:39	WG2515946
(S) 4-Bromofluorobenzene	95.5			67.0-138		05/16/2025 03:39	WG2515946
(S) 1,2-Dichloroethane-d4	85.2			70.0-130		05/16/2025 03:39	WG2515946

Semi-Volatile Organic Compounds (GC) by Method 8015M

Analyte	Result mg/kg	Qualifier	MDL mg/kg	RDL mg/kg	Dilution	Analysis date / time	Batch
C10-C28 Diesel Range	8.05		1.61	4.00	1	05/20/2025 22:38	WG2518361
C28-C36 Motor Oil Range	12.3		0.274	4.00	1	05/20/2025 22:38	WG2518361
(S) o-Terphenyl	50.0			18.0-148		05/20/2025 22:38	WG2518361

Semi Volatile Organic Compounds (GC/MS) by Method 8270E-SIM

Analyte	Result mg/kg	Qualifier	MDL mg/kg	RDL mg/kg	Dilution	Analysis date / time	Batch
Anthracene	ND		0.0330	0.0330	1	05/15/2025 16:14	WG2514739
Acenaphthene	ND		0.0330	0.0330	1	05/15/2025 16:14	WG2514739
Benzo(a)anthracene	ND		0.00600	0.00600	1	05/15/2025 16:14	WG2514739
Benzo(a)pyrene	ND		0.0330	0.0330	1	05/15/2025 16:14	WG2514739
Benzo(b)fluoranthene	ND		0.0330	0.0330	1	05/15/2025 16:14	WG2514739
Benzo(k)fluoranthene	ND		0.0330	0.0330	1	05/15/2025 16:14	WG2514739
Chrysene	ND		0.0330	0.0330	1	05/15/2025 16:14	WG2514739
Dibenz(a,h)anthracene	ND		0.0330	0.0330	1	05/15/2025 16:14	WG2514739
Fluoranthene	ND		0.0330	0.0330	1	05/15/2025 16:14	WG2514739
Fluorene	ND		0.0330	0.0330	1	05/15/2025 16:14	WG2514739
Indeno(1,2,3-cd)pyrene	ND		0.0330	0.0330	1	05/15/2025 16:14	WG2514739
Naphthalene	ND		0.00300	0.00300	1	05/15/2025 16:14	WG2514739
Pyrene	ND		0.0330	0.0330	1	05/15/2025 16:14	WG2514739
1-Methylnaphthalene	ND		0.00300	0.00300	1	05/15/2025 16:14	WG2514739
2-Methylnaphthalene	ND		0.0120	0.0120	1	05/15/2025 16:14	WG2514739
(S) p-Terphenyl-d14	87.0			23.0-120		05/15/2025 16:14	WG2514739
(S) Nitrobenzene-d5	85.7			14.0-149		05/15/2025 16:14	WG2514739
(S) 2-Fluorobiphenyl	93.9			34.0-125		05/15/2025 16:14	WG2514739

1 Cp

2 Tc

3 Ss

4 Cn

5 Sr

6 Qc

7 Gl

8 Al

9 Sc

Calculated Results

Analyte	Result	Qualifier	Dilution	Analysis date / time	Batch
Sodium Adsorption Ratio	1.16		1	05/19/2025 16:01	WG2516557

Wet Chemistry by Method 7199

Analyte	Result	Qualifier	MDL	RDL	Dilution	Analysis date / time	Batch
Hexavalent Chromium	ND		0.300	0.300	1	05/15/2025 15:34	WG2514315

Wet Chemistry by Method 9045D

Analyte	Result	Qualifier	Dilution	Analysis date / time	Batch
pH	7.02		1	05/19/2025 11:25	WG2518287

Sample Narrative:

L1858146-02 WG2518287: 7.02 at 23.1C

Wet Chemistry by Method 9050AMod

Analyte	Result	Units	Qualifier	RDL	Dilution	Analysis date / time	Batch
Specific Conductance	207	umhos/cm		10.0	1	05/19/2025 16:47	WG2518296

Sample Narrative:

L1858146-02 WG2518296: at 25C

Metals (ICP) by Method 6010B-NE493 Ch 2

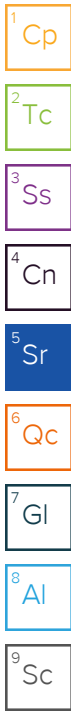
Analyte	Result	Qualifier	MDL	RDL	Dilution	Analysis date / time	Batch
Hot Water Sol. Boron	0.0937	J	0.0167	0.200	1	05/20/2025 11:27	WG2516586

Metals (ICPMS) by Method 6020

Analyte	Result	Qualifier	MDL	RDL	Dilution	Analysis date / time	Batch
Arsenic	1.10		0.200	0.200	5	05/20/2025 04:12	WG2515094
Barium	35.9		10.0	10.0	5	05/20/2025 18:11	WG2515094
Cadmium	ND		0.200	0.200	5	05/20/2025 04:12	WG2515094
Copper	ND		10.0	10.0	5	05/20/2025 04:12	WG2515094
Lead	ND		10.0	10.0	5	05/20/2025 04:12	WG2515094
Nickel	ND		10.0	10.0	5	05/20/2025 04:12	WG2515094
Selenium	ND		0.200	0.200	5	05/20/2025 04:12	WG2515094
Silver	ND		0.500	0.500	5	05/20/2025 04:12	WG2515094
Zinc	ND		50.0	50.0	5	05/20/2025 04:12	WG2515094

Volatile Organic Compounds (GC) by Method 8015D/GRO

Analyte	Result	Qualifier	MDL	RDL	Dilution	Analysis date / time	Batch
TPH (GC/FID) Low Fraction	ND		0.0217	0.100	1	05/16/2025 10:51	WG2516174
(S) a,a,a-Trifluorotoluene(FID)	96.7			77.0-120		05/16/2025 10:51	WG2516174



Volatile Organic Compounds (GC/MS) by Method 8260D

Analyte	Result mg/kg	Qualifier	MDL mg/kg	RDL mg/kg	Dilution	Analysis date / time	Batch
Benzene	ND		0.00200	0.00200	1	05/16/2025 03:59	WG2515946
Ethylbenzene	ND		0.0100	0.0100	1	05/16/2025 03:59	WG2515946
Toluene	ND		0.0100	0.0100	1	05/16/2025 03:59	WG2515946
1,2,4-Trimethylbenzene	ND		0.00500	0.00500	1	05/16/2025 03:59	WG2515946
1,3,5-Trimethylbenzene	ND		0.00500	0.00500	1	05/16/2025 03:59	WG2515946
Xylenes, Total	ND		0.100	0.100	1	05/16/2025 03:59	WG2515946
(S) Toluene-d8	103			75.0-131		05/16/2025 03:59	WG2515946
(S) 4-Bromofluorobenzene	96.8			67.0-138		05/16/2025 03:59	WG2515946
(S) 1,2-Dichloroethane-d4	87.7			70.0-130		05/16/2025 03:59	WG2515946

Semi-Volatile Organic Compounds (GC) by Method 8015M

Analyte	Result mg/kg	Qualifier	MDL mg/kg	RDL mg/kg	Dilution	Analysis date / time	Batch
C10-C28 Diesel Range	3.54	J	1.61	4.00	1	05/20/2025 22:00	WG2518361
C28-C36 Motor Oil Range	3.11	J	0.274	4.00	1	05/20/2025 22:00	WG2518361
(S) o-Terphenyl	40.5			18.0-148		05/20/2025 22:00	WG2518361

Semi Volatile Organic Compounds (GC/MS) by Method 8270E-SIM

Analyte	Result mg/kg	Qualifier	MDL mg/kg	RDL mg/kg	Dilution	Analysis date / time	Batch
Anthracene	ND		0.0330	0.0330	1	05/15/2025 16:32	WG2514739
Acenaphthene	ND		0.0330	0.0330	1	05/15/2025 16:32	WG2514739
Benzo(a)anthracene	ND		0.00600	0.00600	1	05/15/2025 16:32	WG2514739
Benzo(a)pyrene	ND		0.0330	0.0330	1	05/15/2025 16:32	WG2514739
Benzo(b)fluoranthene	ND		0.0330	0.0330	1	05/15/2025 16:32	WG2514739
Benzo(k)fluoranthene	ND		0.0330	0.0330	1	05/15/2025 16:32	WG2514739
Chrysene	ND		0.0330	0.0330	1	05/15/2025 16:32	WG2514739
Dibenz(a,h)anthracene	ND		0.0330	0.0330	1	05/15/2025 16:32	WG2514739
Fluoranthene	ND		0.0330	0.0330	1	05/15/2025 16:32	WG2514739
Fluorene	ND		0.0330	0.0330	1	05/15/2025 16:32	WG2514739
Indeno(1,2,3-cd)pyrene	ND		0.0330	0.0330	1	05/15/2025 16:32	WG2514739
Naphthalene	ND		0.00300	0.00300	1	05/15/2025 16:32	WG2514739
Pyrene	ND		0.0330	0.0330	1	05/15/2025 16:32	WG2514739
1-Methylnaphthalene	ND		0.00300	0.00300	1	05/15/2025 16:32	WG2514739
2-Methylnaphthalene	ND		0.0120	0.0120	1	05/15/2025 16:32	WG2514739
(S) p-Terphenyl-d14	69.0			23.0-120		05/15/2025 16:32	WG2514739
(S) Nitrobenzene-d5	71.3			14.0-149		05/15/2025 16:32	WG2514739
(S) 2-Fluorobiphenyl	79.5			34.0-125		05/15/2025 16:32	WG2514739

1 Cp

2 Tc

3 Ss

4 Cn

5 Sr

6 Qc

7 Gl

8 Al

9 Sc

Calculated Results

Analyte	Result	Qualifier	Dilution	Analysis date / time	Batch
Sodium Adsorption Ratio	2.08		1	05/19/2025 16:09	WG2516557

Wet Chemistry by Method 7199

Analyte	Result	Qualifier	MDL	RDL	Dilution	Analysis date / time	Batch
Hexavalent Chromium	0.363		0.300	0.300	1	05/15/2025 15:43	WG2514315

Wet Chemistry by Method 9045D

Analyte	Result	Qualifier	Dilution	Analysis date / time	Batch
pH	9.98		1	05/19/2025 11:25	WG2518287

Sample Narrative:

L1858146-03 WG2518287: 9.98 at 22.2C

Wet Chemistry by Method 9050AMod

Analyte	Result	Units	Qualifier	RDL	Dilution	Analysis date / time	Batch
Specific Conductance	470	umhos/cm		10.0	1	05/19/2025 16:47	WG2518296

Sample Narrative:

L1858146-03 WG2518296: at 25C

Metals (ICP) by Method 6010B-NE493 Ch 2

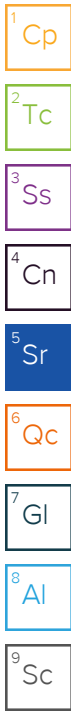
Analyte	Result	Qualifier	MDL	RDL	Dilution	Analysis date / time	Batch
Hot Water Sol. Boron	0.151	J	0.0167	0.200	1	05/20/2025 11:30	WG2516586

Metals (ICPMS) by Method 6020

Analyte	Result	Qualifier	MDL	RDL	Dilution	Analysis date / time	Batch
Arsenic	1.12		0.200	0.200	5	05/20/2025 04:15	WG2515094
Barium	244		20.0	20.0	10	05/20/2025 18:14	WG2515094
Cadmium	ND		0.200	0.200	5	05/20/2025 04:15	WG2515094
Copper	ND		10.0	10.0	5	05/20/2025 04:15	WG2515094
Lead	31.4		10.0	10.0	5	05/20/2025 04:15	WG2515094
Nickel	ND		10.0	10.0	5	05/20/2025 04:15	WG2515094
Selenium	ND		0.200	0.200	5	05/20/2025 04:15	WG2515094
Silver	ND		0.500	0.500	5	05/20/2025 04:15	WG2515094
Zinc	ND		50.0	50.0	5	05/20/2025 04:15	WG2515094

Volatile Organic Compounds (GC) by Method 8015D/GRO

Analyte	Result	Qualifier	MDL	RDL	Dilution	Analysis date / time	Batch
TPH (GC/FID) Low Fraction	0.0855	B J	0.0217	0.100	1	05/16/2025 11:15	WG2516174
(S) a,a,a-Trifluorotoluene(FID)	95.9			77.0-120		05/16/2025 11:15	WG2516174



Volatile Organic Compounds (GC/MS) by Method 8260D

Analyte	Result mg/kg	Qualifier	MDL mg/kg	RDL mg/kg	Dilution	Analysis date / time	Batch
Benzene	ND		0.00200	0.00200	1	05/16/2025 04:19	WG2515946
Ethylbenzene	ND		0.0100	0.0100	1	05/16/2025 04:19	WG2515946
Toluene	ND		0.0100	0.0100	1	05/16/2025 04:19	WG2515946
1,2,4-Trimethylbenzene	ND		0.00500	0.00500	1	05/16/2025 04:19	WG2515946
1,3,5-Trimethylbenzene	ND		0.00500	0.00500	1	05/16/2025 04:19	WG2515946
Xylenes, Total	ND		0.100	0.100	1	05/16/2025 04:19	WG2515946
(S) Toluene-d8	104			75.0-131		05/16/2025 04:19	WG2515946
(S) 4-Bromofluorobenzene	95.9			67.0-138		05/16/2025 04:19	WG2515946
(S) 1,2-Dichloroethane-d4	86.3			70.0-130		05/16/2025 04:19	WG2515946

Semi-Volatile Organic Compounds (GC) by Method 8015M

Analyte	Result mg/kg	Qualifier	MDL mg/kg	RDL mg/kg	Dilution	Analysis date / time	Batch
C10-C28 Diesel Range	10.5		1.61	4.00	1	05/20/2025 22:26	WG2518361
C28-C36 Motor Oil Range	8.17		0.274	4.00	1	05/20/2025 22:26	WG2518361
(S) o-Terphenyl	31.8			18.0-148		05/20/2025 22:26	WG2518361

Semi Volatile Organic Compounds (GC/MS) by Method 8270E-SIM

Analyte	Result mg/kg	Qualifier	MDL mg/kg	RDL mg/kg	Dilution	Analysis date / time	Batch
Anthracene	ND		0.0330	0.0330	1	05/15/2025 16:50	WG2514739
Acenaphthene	ND		0.0330	0.0330	1	05/15/2025 16:50	WG2514739
Benzo(a)anthracene	ND		0.00600	0.00600	1	05/15/2025 16:50	WG2514739
Benzo(a)pyrene	ND		0.0330	0.0330	1	05/15/2025 16:50	WG2514739
Benzo(b)fluoranthene	ND		0.0330	0.0330	1	05/15/2025 16:50	WG2514739
Benzo(k)fluoranthene	ND		0.0330	0.0330	1	05/15/2025 16:50	WG2514739
Chrysene	ND		0.0330	0.0330	1	05/15/2025 16:50	WG2514739
Dibenz(a,h)anthracene	ND		0.0330	0.0330	1	05/15/2025 16:50	WG2514739
Fluoranthene	ND		0.0330	0.0330	1	05/15/2025 16:50	WG2514739
Fluorene	ND		0.0330	0.0330	1	05/15/2025 16:50	WG2514739
Indeno(1,2,3-cd)pyrene	ND		0.0330	0.0330	1	05/15/2025 16:50	WG2514739
Naphthalene	ND		0.00300	0.00300	1	05/15/2025 16:50	WG2514739
Pyrene	ND		0.0330	0.0330	1	05/15/2025 16:50	WG2514739
1-Methylnaphthalene	0.00341		0.00300	0.00300	1	05/15/2025 16:50	WG2514739
2-Methylnaphthalene	ND		0.0120	0.0120	1	05/15/2025 16:50	WG2514739
(S) p-Terphenyl-d14	67.3			23.0-120		05/15/2025 16:50	WG2514739
(S) Nitrobenzene-d5	74.5			14.0-149		05/15/2025 16:50	WG2514739
(S) 2-Fluorobiphenyl	77.2			34.0-125		05/15/2025 16:50	WG2514739

1 Cp

2 Tc

3 Ss

4 Cn

5 Sr

6 Qc

7 Gl

8 Al

9 Sc

Calculated Results

Analyte	Result	Qualifier	Dilution	Analysis date / time	Batch
Sodium Adsorption Ratio	2.96		1	05/19/2025 10:34	WG2516553

Wet Chemistry by Method 7199

Analyte	Result mg/kg	Qualifier	MDL mg/kg	RDL mg/kg	Dilution	Analysis date / time	Batch
Hexavalent Chromium	ND		0.300	0.300	1	05/15/2025 16:12	WG2514315

Wet Chemistry by Method 9045D

Analyte	Result su	Qualifier	Dilution	Analysis date / time	Batch
pH	8.16		1	05/18/2025 18:25	WG2517941

Sample Narrative:

L1858146-04 WG2517941: 8.16 at 23.5C

Wet Chemistry by Method 9050AMod

Analyte	Result	Units	Qualifier	RDL	Dilution	Analysis date / time	Batch
Specific Conductance	327	umhos/cm		10.0	1	05/19/2025 12:06	WG2517947

Sample Narrative:

L1858146-04 WG2517947: at 25C

Metals (ICP) by Method 6010B-NE493 Ch 2

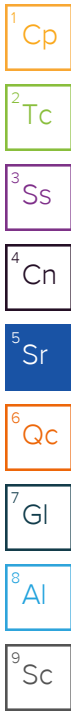
Analyte	Result mg/l	Qualifier	MDL mg/l	RDL mg/l	Dilution	Analysis date / time	Batch
Hot Water Sol. Boron	0.150	J	0.0167	0.200	1	05/19/2025 12:40	WG2516584

Metals (ICPMS) by Method 6020

Analyte	Result mg/kg	Qualifier	MDL mg/kg	RDL mg/kg	Dilution	Analysis date / time	Batch
Arsenic	1.05		0.200	0.200	5	05/20/2025 04:24	WG2515094
Barium	105		10.0	10.0	5	05/20/2025 18:24	WG2515094
Cadmium	ND		0.200	0.200	5	05/20/2025 04:24	WG2515094
Copper	ND		10.0	10.0	5	05/20/2025 04:24	WG2515094
Lead	14.1		10.0	10.0	5	05/20/2025 04:24	WG2515094
Nickel	ND		10.0	10.0	5	05/20/2025 04:24	WG2515094
Selenium	ND		0.200	0.200	5	05/20/2025 04:24	WG2515094
Silver	ND		0.500	0.500	5	05/20/2025 04:24	WG2515094
Zinc	ND		50.0	50.0	5	05/20/2025 04:24	WG2515094

Volatile Organic Compounds (GC) by Method 8015D/GRO

Analyte	Result mg/kg	Qualifier	MDL mg/kg	RDL mg/kg	Dilution	Analysis date / time	Batch
TPH (GC/FID) Low Fraction	0.0905	B J	0.0217	0.100	1	05/16/2025 11:39	WG2516174
(S) a,a,a-Trifluorotoluene(FID)	98.9			77.0-120		05/16/2025 11:39	WG2516174



Volatile Organic Compounds (GC/MS) by Method 8260D

Analyte	Result mg/kg	Qualifier	MDL mg/kg	RDL mg/kg	Dilution	Analysis date / time	Batch
Benzene	ND		0.00200	0.00200	1	05/16/2025 06:05	WG2516152
Ethylbenzene	ND		0.0100	0.0100	1	05/16/2025 06:05	WG2516152
Toluene	ND		0.0100	0.0100	1	05/16/2025 06:05	WG2516152
1,2,4-Trimethylbenzene	ND		0.00500	0.00500	1	05/16/2025 06:05	WG2516152
1,3,5-Trimethylbenzene	ND		0.00500	0.00500	1	05/16/2025 06:05	WG2516152
Xylenes, Total	ND		0.100	0.100	1	05/16/2025 06:05	WG2516152
(S) Toluene-d8	101			75.0-131		05/16/2025 06:05	WG2516152
(S) 4-Bromofluorobenzene	103			67.0-138		05/16/2025 06:05	WG2516152
(S) 1,2-Dichloroethane-d4	88.3			70.0-130		05/16/2025 06:05	WG2516152

Semi-Volatile Organic Compounds (GC) by Method 8015M

Analyte	Result mg/kg	Qualifier	MDL mg/kg	RDL mg/kg	Dilution	Analysis date / time	Batch
C10-C28 Diesel Range	5.84	J3	1.61	4.00	1	05/20/2025 22:26	WG2518361
C28-C36 Motor Oil Range	10.0		0.274	4.00	1	05/20/2025 22:26	WG2518361
(S) o-Terphenyl	48.3			18.0-148		05/20/2025 22:26	WG2518361

Semi Volatile Organic Compounds (GC/MS) by Method 8270E-SIM

Analyte	Result mg/kg	Qualifier	MDL mg/kg	RDL mg/kg	Dilution	Analysis date / time	Batch
Anthracene	ND		0.0330	0.0330	1	05/15/2025 17:08	WG2514739
Acenaphthene	ND		0.0330	0.0330	1	05/15/2025 17:08	WG2514739
Benzo(a)anthracene	ND		0.00600	0.00600	1	05/15/2025 17:08	WG2514739
Benzo(a)pyrene	ND		0.0330	0.0330	1	05/15/2025 17:08	WG2514739
Benzo(b)fluoranthene	ND		0.0330	0.0330	1	05/15/2025 17:08	WG2514739
Benzo(k)fluoranthene	ND		0.0330	0.0330	1	05/15/2025 17:08	WG2514739
Chrysene	ND		0.0330	0.0330	1	05/15/2025 17:08	WG2514739
Dibenz(a,h)anthracene	ND		0.0330	0.0330	1	05/15/2025 17:08	WG2514739
Fluoranthene	ND		0.0330	0.0330	1	05/15/2025 17:08	WG2514739
Fluorene	ND		0.0330	0.0330	1	05/15/2025 17:08	WG2514739
Indeno(1,2,3-cd)pyrene	ND		0.0330	0.0330	1	05/15/2025 17:08	WG2514739
Naphthalene	ND		0.00300	0.00300	1	05/15/2025 17:08	WG2514739
Pyrene	ND		0.0330	0.0330	1	05/15/2025 17:08	WG2514739
1-Methylnaphthalene	ND		0.00300	0.00300	1	05/15/2025 17:08	WG2514739
2-Methylnaphthalene	ND		0.0120	0.0120	1	05/15/2025 17:08	WG2514739
(S) p-Terphenyl-d14	82.1			23.0-120		05/15/2025 17:08	WG2514739
(S) Nitrobenzene-d5	78.6			14.0-149		05/15/2025 17:08	WG2514739
(S) 2-Fluorobiphenyl	88.6			34.0-125		05/15/2025 17:08	WG2514739

1 Cp

2 Tc

3 Ss

4 Cn

5 Sr

6 Qc

7 Gl

8 Al

9 Sc

Calculated Results

Analyte	Result	Qualifier	Dilution	Analysis date / time	Batch
Sodium Adsorption Ratio	1.05		1	05/19/2025 16:56	WG2516564

Wet Chemistry by Method 7199

Analyte	Result	Qualifier	MDL	RDL	Dilution	Analysis date / time	Batch
Hexavalent Chromium	0.317		0.300	0.300	1	05/15/2025 16:22	WG2514315

Wet Chemistry by Method 9045D

Analyte	Result	Qualifier	Dilution	Analysis date / time	Batch
pH	7.79		1	05/19/2025 08:55	WG2518013

Sample Narrative:

L1858146-05 WG2518013: 7.79 at 22.7C

Wet Chemistry by Method 9050AMod

Analyte	Result	Units	Qualifier	RDL	Dilution	Analysis date / time	Batch
Specific Conductance	246	umhos/cm		10.0	1	05/19/2025 14:12	WG2518016

Sample Narrative:

L1858146-05 WG2518016: at 25C

Metals (ICP) by Method 6010B-NE493 Ch 2

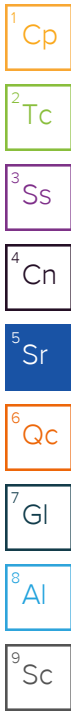
Analyte	Result	Qualifier	MDL	RDL	Dilution	Analysis date / time	Batch
Hot Water Sol. Boron	0.120	J	0.0167	0.200	1	05/19/2025 12:40	WG2516577

Metals (ICPMS) by Method 6020

Analyte	Result	Qualifier	MDL	RDL	Dilution	Analysis date / time	Batch
Arsenic	1.03		0.200	0.200	5	05/20/2025 04:27	WG2515094
Barium	79.7		10.0	10.0	5	05/20/2025 18:27	WG2515094
Cadmium	ND		0.200	0.200	5	05/20/2025 04:27	WG2515094
Copper	ND		10.0	10.0	5	05/20/2025 04:27	WG2515094
Lead	11.3		10.0	10.0	5	05/20/2025 04:27	WG2515094
Nickel	ND		10.0	10.0	5	05/20/2025 04:27	WG2515094
Selenium	ND		0.200	0.200	5	05/20/2025 04:27	WG2515094
Silver	ND		0.500	0.500	5	05/20/2025 04:27	WG2515094
Zinc	ND		50.0	50.0	5	05/20/2025 04:27	WG2515094

Volatile Organic Compounds (GC) by Method 8015D/GRO

Analyte	Result	Qualifier	MDL	RDL	Dilution	Analysis date / time	Batch
TPH (GC/FID) Low Fraction	0.0271	B J	0.0217	0.100	1	05/16/2025 03:20	WG2516209
(S) a,a,a-Trifluorotoluene(FID)	98.0			77.0-120		05/16/2025 03:20	WG2516209



Volatile Organic Compounds (GC/MS) by Method 8260D

Analyte	Result mg/kg	Qualifier	MDL mg/kg	RDL mg/kg	Dilution	Analysis date / time	Batch
Benzene	ND		0.00200	0.00200	1	05/16/2025 06:23	WG2516152
Ethylbenzene	ND		0.0100	0.0100	1	05/16/2025 06:23	WG2516152
Toluene	ND		0.0100	0.0100	1	05/16/2025 06:23	WG2516152
1,2,4-Trimethylbenzene	ND		0.00500	0.00500	1	05/16/2025 06:23	WG2516152
1,3,5-Trimethylbenzene	ND		0.00500	0.00500	1	05/16/2025 06:23	WG2516152
Xylenes, Total	ND		0.100	0.100	1	05/16/2025 06:23	WG2516152
(S) Toluene-d8	99.3			75.0-131		05/16/2025 06:23	WG2516152
(S) 4-Bromofluorobenzene	103			67.0-138		05/16/2025 06:23	WG2516152
(S) 1,2-Dichloroethane-d4	92.9			70.0-130		05/16/2025 06:23	WG2516152

Semi-Volatile Organic Compounds (GC) by Method 8015M

Analyte	Result mg/kg	Qualifier	MDL mg/kg	RDL mg/kg	Dilution	Analysis date / time	Batch
C10-C28 Diesel Range	15.9		1.61	4.00	1	05/20/2025 23:03	WG2518361
C28-C36 Motor Oil Range	17.4		0.274	4.00	1	05/20/2025 23:03	WG2518361
(S) o-Terphenyl	52.9			18.0-148		05/20/2025 23:03	WG2518361

Semi Volatile Organic Compounds (GC/MS) by Method 8270E-SIM

Analyte	Result mg/kg	Qualifier	MDL mg/kg	RDL mg/kg	Dilution	Analysis date / time	Batch
Anthracene	ND		0.0330	0.0330	1	05/15/2025 17:26	WG2514739
Acenaphthene	ND		0.0330	0.0330	1	05/15/2025 17:26	WG2514739
Benzo(a)anthracene	ND		0.00600	0.00600	1	05/15/2025 17:26	WG2514739
Benzo(a)pyrene	ND		0.0330	0.0330	1	05/15/2025 17:26	WG2514739
Benzo(b)fluoranthene	ND		0.0330	0.0330	1	05/15/2025 17:26	WG2514739
Benzo(k)fluoranthene	ND		0.0330	0.0330	1	05/15/2025 17:26	WG2514739
Chrysene	ND		0.0330	0.0330	1	05/15/2025 17:26	WG2514739
Dibenz(a,h)anthracene	ND		0.0330	0.0330	1	05/15/2025 17:26	WG2514739
Fluoranthene	ND		0.0330	0.0330	1	05/15/2025 17:26	WG2514739
Fluorene	ND		0.0330	0.0330	1	05/15/2025 17:26	WG2514739
Indeno(1,2,3-cd)pyrene	ND		0.0330	0.0330	1	05/15/2025 17:26	WG2514739
Naphthalene	ND		0.00300	0.00300	1	05/15/2025 17:26	WG2514739
Pyrene	ND		0.0330	0.0330	1	05/15/2025 17:26	WG2514739
1-Methylnaphthalene	ND		0.00300	0.00300	1	05/15/2025 17:26	WG2514739
2-Methylnaphthalene	ND		0.0120	0.0120	1	05/15/2025 17:26	WG2514739
(S) p-Terphenyl-d14	77.8			23.0-120		05/15/2025 17:26	WG2514739
(S) Nitrobenzene-d5	75.0			14.0-149		05/15/2025 17:26	WG2514739
(S) 2-Fluorobiphenyl	82.2			34.0-125		05/15/2025 17:26	WG2514739

1 Cp

2 Tc

3 Ss

4 Cn

5 Sr

6 Qc

7 Gl

8 Al

9 Sc

Calculated Results

Analyte	Result	Qualifier	Dilution	Analysis date / time	Batch
Sodium Adsorption Ratio	1.27		1	05/19/2025 18:18	WG2516560

Wet Chemistry by Method 7199

Analyte	Result mg/kg	Qualifier	MDL mg/kg	RDL mg/kg	Dilution	Analysis date / time	Batch
Hexavalent Chromium	ND		0.300	0.300	1	05/15/2025 16:32	WG2514315

Wet Chemistry by Method 9045D

Analyte	Result su	Qualifier	Dilution	Analysis date / time	Batch
pH	8.26		1	05/19/2025 11:25	WG2518287

Sample Narrative:

L1858146-06 WG2518287: 8.26 at 22.1C

Wet Chemistry by Method 9050AMod

Analyte	Result	Units	Qualifier	RDL	Dilution	Analysis date / time	Batch
Specific Conductance	848	umhos/cm		10.0	1	05/19/2025 16:47	WG2518296

Sample Narrative:

L1858146-06 WG2518296: at 25C

Metals (ICP) by Method 6010B-NE493 Ch 2

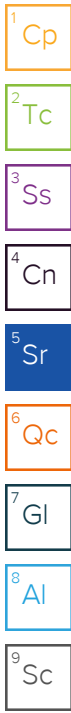
Analyte	Result mg/l	Qualifier	MDL mg/l	RDL mg/l	Dilution	Analysis date / time	Batch
Hot Water Sol. Boron	0.382		0.0167	0.200	1	05/19/2025 13:59	WG2516579

Metals (ICPMS) by Method 6020

Analyte	Result mg/kg	Qualifier	MDL mg/kg	RDL mg/kg	Dilution	Analysis date / time	Batch
Arsenic	1.36		0.200	0.200	5	05/20/2025 04:30	WG2515094
Barium	38.6		10.0	10.0	5	05/20/2025 18:30	WG2515094
Cadmium	ND		0.200	0.200	5	05/20/2025 04:30	WG2515094
Copper	ND		10.0	10.0	5	05/20/2025 04:30	WG2515094
Lead	ND		10.0	10.0	5	05/20/2025 04:30	WG2515094
Nickel	ND		10.0	10.0	5	05/20/2025 04:30	WG2515094
Selenium	ND		0.200	0.200	5	05/20/2025 04:30	WG2515094
Silver	ND		0.500	0.500	5	05/20/2025 04:30	WG2515094
Zinc	ND		50.0	50.0	5	05/20/2025 04:30	WG2515094

Volatile Organic Compounds (GC) by Method 8015D/GRO

Analyte	Result mg/kg	Qualifier	MDL mg/kg	RDL mg/kg	Dilution	Analysis date / time	Batch
TPH (GC/FID) Low Fraction	0.0236	B J	0.0217	0.100	1	05/16/2025 03:43	WG2516209
(S) a,a,a-Trifluorotoluene(FID)	98.0			77.0-120		05/16/2025 03:43	WG2516209



Volatile Organic Compounds (GC/MS) by Method 8260D

Analyte	Result mg/kg	Qualifier	MDL mg/kg	RDL mg/kg	Dilution	Analysis date / time	Batch
Benzene	ND		0.00200	0.00200	1	05/16/2025 06:42	WG2516152
Ethylbenzene	ND		0.0100	0.0100	1	05/16/2025 06:42	WG2516152
Toluene	ND		0.0100	0.0100	1	05/16/2025 06:42	WG2516152
1,2,4-Trimethylbenzene	ND		0.00500	0.00500	1	05/16/2025 06:42	WG2516152
1,3,5-Trimethylbenzene	ND		0.00500	0.00500	1	05/16/2025 06:42	WG2516152
Xylenes, Total	ND		0.100	0.100	1	05/16/2025 06:42	WG2516152
(S) Toluene-d8	102			75.0-131		05/16/2025 06:42	WG2516152
(S) 4-Bromofluorobenzene	103			67.0-138		05/16/2025 06:42	WG2516152
(S) 1,2-Dichloroethane-d4	95.8			70.0-130		05/16/2025 06:42	WG2516152

Semi-Volatile Organic Compounds (GC) by Method 8015M

Analyte	Result mg/kg	Qualifier	MDL mg/kg	RDL mg/kg	Dilution	Analysis date / time	Batch
C10-C28 Diesel Range	ND		1.61	4.00	1	05/20/2025 22:00	WG2518361
C28-C36 Motor Oil Range	2.23	<u>B J</u>	0.274	4.00	1	05/20/2025 22:00	WG2518361
(S) o-Terphenyl	45.3			18.0-148		05/20/2025 22:00	WG2518361

Semi Volatile Organic Compounds (GC/MS) by Method 8270E-SIM

Analyte	Result mg/kg	Qualifier	MDL mg/kg	RDL mg/kg	Dilution	Analysis date / time	Batch
Anthracene	ND		0.0330	0.0330	1	05/15/2025 17:44	WG2514739
Acenaphthene	ND		0.0330	0.0330	1	05/15/2025 17:44	WG2514739
Benzo(a)anthracene	ND		0.00600	0.00600	1	05/15/2025 17:44	WG2514739
Benzo(a)pyrene	ND		0.0330	0.0330	1	05/15/2025 17:44	WG2514739
Benzo(b)fluoranthene	ND		0.0330	0.0330	1	05/15/2025 17:44	WG2514739
Benzo(k)fluoranthene	ND		0.0330	0.0330	1	05/15/2025 17:44	WG2514739
Chrysene	ND		0.0330	0.0330	1	05/15/2025 17:44	WG2514739
Dibenz(a,h)anthracene	ND		0.0330	0.0330	1	05/15/2025 17:44	WG2514739
Fluoranthene	ND		0.0330	0.0330	1	05/15/2025 17:44	WG2514739
Fluorene	ND		0.0330	0.0330	1	05/15/2025 17:44	WG2514739
Indeno(1,2,3-cd)pyrene	ND		0.0330	0.0330	1	05/15/2025 17:44	WG2514739
Naphthalene	ND		0.00300	0.00300	1	05/15/2025 17:44	WG2514739
Pyrene	ND		0.0330	0.0330	1	05/15/2025 17:44	WG2514739
1-Methylnaphthalene	ND		0.00300	0.00300	1	05/15/2025 17:44	WG2514739
2-Methylnaphthalene	ND		0.0120	0.0120	1	05/15/2025 17:44	WG2514739
(S) p-Terphenyl-d14	91.1			23.0-120		05/15/2025 17:44	WG2514739
(S) Nitrobenzene-d5	87.2			14.0-149		05/15/2025 17:44	WG2514739
(S) 2-Fluorobiphenyl	99.3			34.0-125		05/15/2025 17:44	WG2514739

1 Cp

2 Tc

3 Ss

4 Cn

5 Sr

6 Qc

7 Gl

8 Al

9 Sc

Calculated Results

Analyte	Result	Qualifier	Dilution	Analysis date / time	Batch
Sodium Adsorption Ratio	1.00		1	05/19/2025 16:12	WG2516557



Wet Chemistry by Method 7199

Analyte	Result mg/kg	Qualifier	MDL mg/kg	RDL mg/kg	Dilution	Analysis date / time	Batch
Hexavalent Chromium	ND		0.300	0.300	1	05/15/2025 16:41	WG2514315

Wet Chemistry by Method 9045D

Analyte	Result su	Qualifier	Dilution	Analysis date / time	Batch
pH	6.60		1	05/19/2025 11:25	WG2518287

Sample Narrative:

L1858146-07 WG2518287: 6.6 at 22.2C

Wet Chemistry by Method 9050AMod

Analyte	Result	Units	Qualifier	RDL	Dilution	Analysis date / time	Batch
Specific Conductance	239	umhos/cm		10.0	1	05/19/2025 16:47	WG2518296

Sample Narrative:

L1858146-07 WG2518296: at 25C

Metals (ICP) by Method 6010B-NE493 Ch 2

Analyte	Result mg/l	Qualifier	MDL mg/l	RDL mg/l	Dilution	Analysis date / time	Batch
Hot Water Sol. Boron	0.189	J	0.0167	0.200	1	05/20/2025 11:33	WG2516586

Metals (ICPMS) by Method 6020

Analyte	Result mg/kg	Qualifier	MDL mg/kg	RDL mg/kg	Dilution	Analysis date / time	Batch
Arsenic	1.66		0.200	0.200	5	05/20/2025 04:34	WG2515094
Barium	41.5		10.0	10.0	5	05/20/2025 18:33	WG2515094
Cadmium	ND		0.200	0.200	5	05/20/2025 04:34	WG2515094
Copper	ND		10.0	10.0	5	05/20/2025 04:34	WG2515094
Lead	ND		10.0	10.0	5	05/20/2025 04:34	WG2515094
Nickel	ND		10.0	10.0	5	05/20/2025 04:34	WG2515094
Selenium	ND		0.200	0.200	5	05/20/2025 04:34	WG2515094
Silver	ND		0.500	0.500	5	05/20/2025 04:34	WG2515094
Zinc	ND		50.0	50.0	5	05/20/2025 04:34	WG2515094

Volatile Organic Compounds (GC) by Method 8015D/GRO

Analyte	Result mg/kg	Qualifier	MDL mg/kg	RDL mg/kg	Dilution	Analysis date / time	Batch
TPH (GC/FID) Low Fraction	0.0273	B J	0.0217	0.100	1	05/16/2025 04:06	WG2516209
(S) a,a,a-Trifluorotoluene(FID)	98.3			77.0-120		05/16/2025 04:06	WG2516209

Volatile Organic Compounds (GC/MS) by Method 8260D

Analyte	Result	Qualifier	MDL	RDL	Dilution	Analysis	Batch
	mg/kg		mg/kg	mg/kg		date / time	
Benzene	ND		0.00200	0.00200	1	05/16/2025 07:01	WG2516152
Ethylbenzene	ND		0.0100	0.0100	1	05/16/2025 07:01	WG2516152
Toluene	ND		0.0100	0.0100	1	05/16/2025 07:01	WG2516152
1,2,4-Trimethylbenzene	ND		0.00500	0.00500	1	05/16/2025 07:01	WG2516152
1,3,5-Trimethylbenzene	ND		0.00500	0.00500	1	05/16/2025 07:01	WG2516152
Xylenes, Total	ND		0.100	0.100	1	05/16/2025 07:01	WG2516152
(S) Toluene-d8	101			75.0-131		05/16/2025 07:01	WG2516152
(S) 4-Bromofluorobenzene	102			67.0-138		05/16/2025 07:01	WG2516152
(S) 1,2-Dichloroethane-d4	95.9			70.0-130		05/16/2025 07:01	WG2516152

Semi-Volatile Organic Compounds (GC) by Method 8015M

Analyte	Result	Qualifier	MDL	RDL	Dilution	Analysis	Batch
	mg/kg		mg/kg	mg/kg		date / time	
C10-C28 Diesel Range	ND		3.22	8.00	2	05/20/2025 22:13	WG2518361
C28-C36 Motor Oil Range	6.01	J	0.548	8.00	2	05/20/2025 22:13	WG2518361
(S) o-Terphenyl	50.5			18.0-148		05/20/2025 22:13	WG2518361

Sample Narrative:

L1858146-07 WG2518361: Dilution due to matrix impact during extraction procedure

Semi Volatile Organic Compounds (GC/MS) by Method 8270E-SIM

Analyte	Result	Qualifier	MDL	RDL	Dilution	Analysis	Batch
	mg/kg		mg/kg	mg/kg		date / time	
Anthracene	ND		0.0330	0.0330	1	05/15/2025 18:02	WG2514739
Acenaphthene	ND		0.0330	0.0330	1	05/15/2025 18:02	WG2514739
Benzo(a)anthracene	ND		0.00600	0.00600	1	05/15/2025 18:02	WG2514739
Benzo(a)pyrene	ND		0.0330	0.0330	1	05/15/2025 18:02	WG2514739
Benzo(b)fluoranthene	ND		0.0330	0.0330	1	05/15/2025 18:02	WG2514739
Benzo(k)fluoranthene	ND		0.0330	0.0330	1	05/15/2025 18:02	WG2514739
Chrysene	ND		0.0330	0.0330	1	05/15/2025 18:02	WG2514739
Dibenz(a,h)anthracene	ND		0.0330	0.0330	1	05/15/2025 18:02	WG2514739
Fluoranthene	ND		0.0330	0.0330	1	05/15/2025 18:02	WG2514739
Fluorene	ND		0.0330	0.0330	1	05/15/2025 18:02	WG2514739
Indeno(1,2,3-cd)pyrene	ND		0.0330	0.0330	1	05/15/2025 18:02	WG2514739
Naphthalene	ND		0.00300	0.00300	1	05/15/2025 18:02	WG2514739
Pyrene	ND		0.0330	0.0330	1	05/15/2025 18:02	WG2514739
1-Methylnaphthalene	ND		0.00300	0.00300	1	05/15/2025 18:02	WG2514739
2-Methylnaphthalene	ND		0.0120	0.0120	1	05/15/2025 18:02	WG2514739
(S) p-Terphenyl-d14	86.6			23.0-120		05/15/2025 18:02	WG2514739
(S) Nitrobenzene-d5	85.1			14.0-149		05/15/2025 18:02	WG2514739
(S) 2-Fluorobiphenyl	93.4			34.0-125		05/15/2025 18:02	WG2514739

1 Cp

2 Tc

3 Ss

4 Cn

5 Sr

6 Qc

7 Gl

8 Al

9 Sc

Calculated Results

Analyte	Result	Qualifier	Dilution	Analysis date / time	Batch
Sodium Adsorption Ratio	0.614		1	05/19/2025 16:14	WG2516557

Wet Chemistry by Method 7199

Analyte	Result	Qualifier	MDL	RDL	Dilution	Analysis date / time	Batch
Hexavalent Chromium	ND		0.300	0.300	1	05/15/2025 16:51	WG2514315

Wet Chemistry by Method 9045D

Analyte	Result	Qualifier	Dilution	Analysis date / time	Batch
pH	7.10		1	05/19/2025 11:25	WG2518287

Sample Narrative:

L1858146-08 WG2518287: 7.1 at 23.1C

Wet Chemistry by Method 9050AMod

Analyte	Result	Units	Qualifier	RDL	Dilution	Analysis date / time	Batch
Specific Conductance	180	umhos/cm		10.0	1	05/19/2025 16:47	WG2518296

Sample Narrative:

L1858146-08 WG2518296: at 25C

Metals (ICP) by Method 6010B-NE493 Ch 2

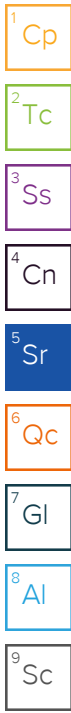
Analyte	Result	Qualifier	MDL	RDL	Dilution	Analysis date / time	Batch
Hot Water Sol. Boron	0.139	J	0.0167	0.200	1	05/20/2025 11:35	WG2516586

Metals (ICPMS) by Method 6020

Analyte	Result	Qualifier	MDL	RDL	Dilution	Analysis date / time	Batch
Arsenic	1.18		0.200	0.200	5	05/20/2025 04:37	WG2515094
Barium	29.4		10.0	10.0	5	05/20/2025 18:36	WG2515094
Cadmium	ND		0.200	0.200	5	05/20/2025 04:37	WG2515094
Copper	ND		10.0	10.0	5	05/20/2025 04:37	WG2515094
Lead	ND		10.0	10.0	5	05/20/2025 04:37	WG2515094
Nickel	ND		10.0	10.0	5	05/20/2025 04:37	WG2515094
Selenium	ND		0.200	0.200	5	05/20/2025 04:37	WG2515094
Silver	ND		0.500	0.500	5	05/20/2025 04:37	WG2515094
Zinc	ND		50.0	50.0	5	05/20/2025 04:37	WG2515094

Volatile Organic Compounds (GC) by Method 8015D/GRO

Analyte	Result	Qualifier	MDL	RDL	Dilution	Analysis date / time	Batch
TPH (GC/FID) Low Fraction	0.0466	B J	0.0217	0.100	1	05/16/2025 04:30	WG2516209
(S) a,a,a-Trifluorotoluene(FID)	97.7			77.0-120		05/16/2025 04:30	WG2516209



Volatile Organic Compounds (GC/MS) by Method 8260D

Analyte	Result	Qualifier	MDL	RDL	Dilution	Analysis	Batch
	mg/kg		mg/kg	mg/kg		date / time	
Benzene	ND		0.00200	0.00200	1	05/16/2025 07:20	WG2516152
Ethylbenzene	ND		0.0100	0.0100	1	05/16/2025 07:20	WG2516152
Toluene	ND		0.0100	0.0100	1	05/16/2025 07:20	WG2516152
1,2,4-Trimethylbenzene	ND		0.00500	0.00500	1	05/16/2025 07:20	WG2516152
1,3,5-Trimethylbenzene	ND		0.00500	0.00500	1	05/16/2025 07:20	WG2516152
Xylenes, Total	ND		0.100	0.100	1	05/16/2025 07:20	WG2516152
(S) Toluene-d8	99.7			75.0-131		05/16/2025 07:20	WG2516152
(S) 4-Bromofluorobenzene	102			67.0-138		05/16/2025 07:20	WG2516152
(S) 1,2-Dichloroethane-d4	98.5			70.0-130		05/16/2025 07:20	WG2516152

Semi-Volatile Organic Compounds (GC) by Method 8015M

Analyte	Result	Qualifier	MDL	RDL	Dilution	Analysis	Batch
	mg/kg		mg/kg	mg/kg		date / time	
C10-C28 Diesel Range	ND		3.22	8.00	2	05/20/2025 22:13	WG2518361
C28-C36 Motor Oil Range	4.96	J	0.548	8.00	2	05/20/2025 22:13	WG2518361
(S) o-Terphenyl	54.6			18.0-148		05/20/2025 22:13	WG2518361

Sample Narrative:

L1858146-08 WG2518361: Dilution due to matrix impact during extraction procedure

Semi Volatile Organic Compounds (GC/MS) by Method 8270E-SIM

Analyte	Result	Qualifier	MDL	RDL	Dilution	Analysis	Batch
	mg/kg		mg/kg	mg/kg		date / time	
Anthracene	ND		0.0330	0.0330	1	05/15/2025 18:20	WG2514739
Acenaphthene	ND		0.0330	0.0330	1	05/15/2025 18:20	WG2514739
Benzo(a)anthracene	ND		0.00600	0.00600	1	05/15/2025 18:20	WG2514739
Benzo(a)pyrene	ND		0.0330	0.0330	1	05/15/2025 18:20	WG2514739
Benzo(b)fluoranthene	ND		0.0330	0.0330	1	05/15/2025 18:20	WG2514739
Benzo(k)fluoranthene	ND		0.0330	0.0330	1	05/15/2025 18:20	WG2514739
Chrysene	ND		0.0330	0.0330	1	05/15/2025 18:20	WG2514739
Dibenz(a,h)anthracene	ND		0.0330	0.0330	1	05/15/2025 18:20	WG2514739
Fluoranthene	ND		0.0330	0.0330	1	05/15/2025 18:20	WG2514739
Fluorene	ND		0.0330	0.0330	1	05/15/2025 18:20	WG2514739
Indeno(1,2,3-cd)pyrene	ND		0.0330	0.0330	1	05/15/2025 18:20	WG2514739
Naphthalene	ND		0.00300	0.00300	1	05/15/2025 18:20	WG2514739
Pyrene	ND		0.0330	0.0330	1	05/15/2025 18:20	WG2514739
1-Methylnaphthalene	ND		0.00300	0.00300	1	05/15/2025 18:20	WG2514739
2-Methylnaphthalene	ND		0.0120	0.0120	1	05/15/2025 18:20	WG2514739
(S) p-Terphenyl-d14	83.7			23.0-120		05/15/2025 18:20	WG2514739
(S) Nitrobenzene-d5	81.5			14.0-149		05/15/2025 18:20	WG2514739
(S) 2-Fluorobiphenyl	91.4			34.0-125		05/15/2025 18:20	WG2514739

1 Cp

2 Tc

3 Ss

4 Cn

5 Sr

6 Qc

7 Gl

8 Al

9 Sc

Calculated Results

Analyte	Result	Qualifier	Dilution	Analysis date / time	Batch
Sodium Adsorption Ratio	0.665		1	05/19/2025 10:37	WG2516553

Wet Chemistry by Method 7199

Analyte	Result mg/kg	Qualifier	MDL mg/kg	RDL mg/kg	Dilution	Analysis date / time	Batch
Hexavalent Chromium	ND		0.300	0.300	1	05/15/2025 17:00	WG2514315

Wet Chemistry by Method 9045D

Analyte	Result su	Qualifier	Dilution	Analysis date / time	Batch
pH	7.79		1	05/18/2025 18:25	WG2517941

Sample Narrative:

L1858146-09 WG2517941: 7.79 at 23.2C

Wet Chemistry by Method 9050AMod

Analyte	Result	Units	Qualifier	RDL	Dilution	Analysis date / time	Batch
Specific Conductance	200	umhos/cm		10.0	1	05/19/2025 12:06	WG2517947

Sample Narrative:

L1858146-09 WG2517947: at 25C

Metals (ICP) by Method 6010B-NE493 Ch 2

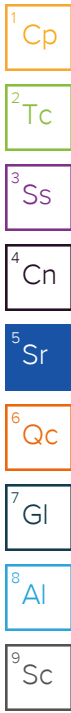
Analyte	Result mg/l	Qualifier	MDL mg/l	RDL mg/l	Dilution	Analysis date / time	Batch
Hot Water Sol. Boron	0.121	J	0.0167	0.200	1	05/19/2025 12:43	WG2516584

Metals (ICPMS) by Method 6020

Analyte	Result mg/kg	Qualifier	MDL mg/kg	RDL mg/kg	Dilution	Analysis date / time	Batch
Arsenic	1.38		0.200	0.200	5	05/20/2025 04:40	WG2515094
Barium	31.0		10.0	10.0	5	05/20/2025 18:40	WG2515094
Cadmium	ND		0.200	0.200	5	05/20/2025 04:40	WG2515094
Copper	ND		10.0	10.0	5	05/20/2025 04:40	WG2515094
Lead	ND		10.0	10.0	5	05/20/2025 04:40	WG2515094
Nickel	ND		10.0	10.0	5	05/20/2025 04:40	WG2515094
Selenium	ND		0.200	0.200	5	05/20/2025 04:40	WG2515094
Silver	ND		0.500	0.500	5	05/20/2025 04:40	WG2515094
Zinc	ND		50.0	50.0	5	05/20/2025 04:40	WG2515094

Volatile Organic Compounds (GC) by Method 8015D/GRO

Analyte	Result mg/kg	Qualifier	MDL mg/kg	RDL mg/kg	Dilution	Analysis date / time	Batch
TPH (GC/FID) Low Fraction	0.0328	B J	0.0217	0.100	1	05/16/2025 04:53	WG2516209
(S) a,a,a-Trifluorotoluene(FID)	98.3			77.0-120		05/16/2025 04:53	WG2516209



Volatile Organic Compounds (GC/MS) by Method 8260D

Analyte	Result mg/kg	Qualifier	MDL mg/kg	RDL mg/kg	Dilution	Analysis date / time	Batch
Benzene	ND		0.00200	0.00200	1	05/16/2025 07:38	WG2516152
Ethylbenzene	ND		0.0100	0.0100	1	05/16/2025 07:38	WG2516152
Toluene	ND		0.0100	0.0100	1	05/16/2025 07:38	WG2516152
1,2,4-Trimethylbenzene	ND		0.00500	0.00500	1	05/16/2025 07:38	WG2516152
1,3,5-Trimethylbenzene	ND		0.00500	0.00500	1	05/16/2025 07:38	WG2516152
Xylenes, Total	ND		0.100	0.100	1	05/16/2025 07:38	WG2516152
(S) Toluene-d8	99.4			75.0-131		05/16/2025 07:38	WG2516152
(S) 4-Bromofluorobenzene	100			67.0-138		05/16/2025 07:38	WG2516152
(S) 1,2-Dichloroethane-d4	91.9			70.0-130		05/16/2025 07:38	WG2516152

Semi-Volatile Organic Compounds (GC) by Method 8015M

Analyte	Result mg/kg	Qualifier	MDL mg/kg	RDL mg/kg	Dilution	Analysis date / time	Batch
C10-C28 Diesel Range	ND		1.61	4.00	1	05/20/2025 21:35	WG2518361
C28-C36 Motor Oil Range	0.882	J	0.274	4.00	1	05/20/2025 21:35	WG2518361
(S) o-Terphenyl	56.1			18.0-148		05/20/2025 21:35	WG2518361

Semi Volatile Organic Compounds (GC/MS) by Method 8270E-SIM

Analyte	Result mg/kg	Qualifier	MDL mg/kg	RDL mg/kg	Dilution	Analysis date / time	Batch
Anthracene	ND		0.0330	0.0330	1	05/15/2025 18:38	WG2514739
Acenaphthene	ND		0.0330	0.0330	1	05/15/2025 18:38	WG2514739
Benzo(a)anthracene	ND		0.00600	0.00600	1	05/15/2025 18:38	WG2514739
Benzo(a)pyrene	ND		0.0330	0.0330	1	05/15/2025 18:38	WG2514739
Benzo(b)fluoranthene	ND		0.0330	0.0330	1	05/15/2025 18:38	WG2514739
Benzo(k)fluoranthene	ND		0.0330	0.0330	1	05/15/2025 18:38	WG2514739
Chrysene	ND		0.0330	0.0330	1	05/15/2025 18:38	WG2514739
Dibenz(a,h)anthracene	ND		0.0330	0.0330	1	05/15/2025 18:38	WG2514739
Fluoranthene	ND		0.0330	0.0330	1	05/15/2025 18:38	WG2514739
Fluorene	ND		0.0330	0.0330	1	05/15/2025 18:38	WG2514739
Indeno(1,2,3-cd)pyrene	ND		0.0330	0.0330	1	05/15/2025 18:38	WG2514739
Naphthalene	ND		0.00300	0.00300	1	05/15/2025 18:38	WG2514739
Pyrene	ND		0.0330	0.0330	1	05/15/2025 18:38	WG2514739
1-Methylnaphthalene	ND		0.00300	0.00300	1	05/15/2025 18:38	WG2514739
2-Methylnaphthalene	ND		0.0120	0.0120	1	05/15/2025 18:38	WG2514739
(S) p-Terphenyl-d14	88.4			23.0-120		05/15/2025 18:38	WG2514739
(S) Nitrobenzene-d5	84.7			14.0-149		05/15/2025 18:38	WG2514739
(S) 2-Fluorobiphenyl	94.6			34.0-125		05/15/2025 18:38	WG2514739

1 Cp

2 Tc

3 Ss

4 Cn

5 Sr

6 Qc

7 Gl

8 Al

9 Sc

Method Blank (MB)

(MB) R4215600-1 05/15/25 14:16

Analyte	MB Result	MB Qualifier	MB MDL	MB RDL
Hexavalent Chromium	ND		0.300	0.300

¹Cp

²Tc

³Ss

⁴Cn

⁵Sr

⁶Qc

⁷Gl

⁸Al

⁹Sc

L1856681-07 Original Sample (OS) • Duplicate (DUP)

(OS) L1856681-07 05/15/25 14:55 • (DUP) R4215600-3 05/15/25 15:05

Analyte	Original Result	DUP Result	Dilution	DUP RPD	DUP Qualifier	DUP RPD Limits
Hexavalent Chromium	0.407	0.378	1	200		20

L1858146-09 Original Sample (OS) • Duplicate (DUP)

(OS) L1858146-09 05/15/25 17:00 • (DUP) R4215600-4 05/15/25 17:10

Analyte	Original Result	DUP Result	Dilution	DUP RPD	DUP Qualifier	DUP RPD Limits
Hexavalent Chromium	ND	ND	1	0.000		20

Laboratory Control Sample (LCS)

(LCS) R4215600-2 05/15/25 14:26

Analyte	Spike Amount	LCS Result	LCS Rec.	Rec. Limits	LCS Qualifier
Hexavalent Chromium	10.0	10.2	102	80.0-120	

L1858163-01 Original Sample (OS) • Matrix Spike (MS) • Matrix Spike Duplicate (MSD)

(OS) L1858163-01 05/15/25 17:39 • (MS) R4215600-5 05/15/25 18:08 • (MSD) R4215600-6 05/15/25 18:18

Analyte	Spike Amount	Original Result	MS Result	MSD Result	MS Rec.	MSD Rec.	Dilution	Rec. Limits	MS Qualifier	MSD Qualifier	RPD	RPD Limits
Hexavalent Chromium	20.0	ND	18.4	19.9	92.1	99.6	1	75.0-125			7.78	20

L1858163-01 Original Sample (OS) • Matrix Spike (MS)

(OS) L1858163-01 05/15/25 17:39 • (MS) R4215600-7 05/15/25 18:27

Analyte	Spike Amount	Original Result	MS Result	MS Rec.	Dilution	Rec. Limits	MS Qualifier
Hexavalent Chromium	654	ND	586	89.6	50	75.0-125	

L1853294-02 Original Sample (OS) • Matrix Spike (MS) • Matrix Spike Duplicate (MSD)

(OS) L1853294-02 05/15/25 17:39 • (MS) R4215600-9 05/15/25 18:08 • (MSD) R4215600-10 05/15/25 18:18

Analyte	Spike Amount mg/kg	Original Result mg/kg	MS Result mg/kg	MSD Result mg/kg	MS Rec. %	MSD Rec. %	Dilution	Rec. Limits %	<u>MS Qualifier</u>	<u>MSD Qualifier</u>	RPD %	RPD Limits %
Hexavalent Chromium	20.0	ND	18.4	19.9	92.1	99.6	1	75.0-125			7.78	20

L1853294-02 Original Sample (OS) • Matrix Spike (MS)

(OS) L1853294-02 05/15/25 17:39 • (MS) R4215600-11 05/15/25 18:27

Analyte	Spike Amount mg/kg	Original Result mg/kg	MS Result mg/kg	MS Rec. %	Dilution	Rec. Limits %	<u>MS Qualifier</u>
Hexavalent Chromium	654	ND	586	89.6	50	75.0-125	

1 Cp

2 Tc

3 Ss

4 Cn

5 Sr

6 Qc

7 Gl

8 Al

9 Sc

L1855137-01 Original Sample (OS) • Duplicate (DUP)

(OS) L1855137-01 05/18/25 18:25 • (DUP) R4216524-2 05/18/25 18:25

Analyte	Original Result	DUP Result	Dilution	DUP RPD	DUP Qualifier	DUP RPD Limits
pH	8.54	8.53	1	0.117		1

Sample Narrative:

OS: 8.54 at 23.2C
 DUP: 8.53 at 23.3C

L1858331-01 Original Sample (OS) • Duplicate (DUP)

(OS) L1858331-01 05/18/25 18:25 • (DUP) R4216524-3 05/18/25 18:25

Analyte	Original Result	DUP Result	Dilution	DUP RPD	DUP Qualifier	DUP RPD Limits
pH	8.50	8.48	1	0.236		1

Sample Narrative:

OS: 8.5 at 22.6C
 DUP: 8.48 at 22.8C

Laboratory Control Sample (LCS)

(LCS) R4216524-1 05/18/25 18:25

Analyte	Spike Amount	LCS Result	LCS Rec.	Rec. Limits	LCS Qualifier
pH	10.0	9.99	99.9	99.0-101	

Sample Narrative:

LCS: 9.99 at 23.1C



L1857588-03 Original Sample (OS) • Duplicate (DUP)

(OS) L1857588-03 05/19/25 08:55 • (DUP) R4216651-2 05/19/25 08:55

Analyte	Original Result	DUP Result	Dilution	DUP RPD	DUP Qualifier	DUP RPD Limits
	su	su		%		%
pH	8.11	8.06	1	0.618		1

Sample Narrative:

OS: 8.11 at 22.8C
DUP: 8.06 at 24.1C

L1858165-10 Original Sample (OS) • Duplicate (DUP)

(OS) L1858165-10 05/19/25 08:55 • (DUP) R4216651-3 05/19/25 08:55

Analyte	Original Result	DUP Result	Dilution	DUP RPD	DUP Qualifier	DUP RPD Limits
	su	su		%		%
pH	8.54	8.57	1	0.351		1

Sample Narrative:

OS: 8.54 at 23C
DUP: 8.57 at 22.7C

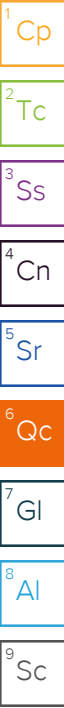
Laboratory Control Sample (LCS)

(LCS) R4216651-1 05/19/25 08:55

Analyte	Spike Amount	LCS Result	LCS Rec.	Rec. Limits	LCS Qualifier
	su	su	%	%	
pH	10.0	9.98	99.8	99.0-101	

Sample Narrative:

LCS: 9.98 at 22.5C



L1855137-02 Original Sample (OS) • Duplicate (DUP)

(OS) L1855137-02 05/19/25 11:25 • (DUP) R4216965-2 05/19/25 11:25

Analyte	Original Result	DUP Result	Dilution	DUP RPD	DUP Qualifier	DUP RPD Limits
pH	8.37	8.37	1	0.000		1

Sample Narrative:

OS: 8.37 at 22.4C
DUP: 8.37 at 22.3C

L1858328-06 Original Sample (OS) • Duplicate (DUP)

(OS) L1858328-06 05/19/25 11:25 • (DUP) R4216965-3 05/19/25 11:25

Analyte	Original Result	DUP Result	Dilution	DUP RPD	DUP Qualifier	DUP RPD Limits
pH	8.20	8.24	1	0.487		1

Sample Narrative:

OS: 8.2 at 22.2C
DUP: 8.24 at 22.7C

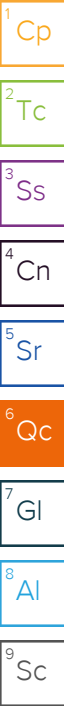
Laboratory Control Sample (LCS)

(LCS) R4216965-1 05/19/25 11:25

Analyte	Spike Amount	LCS Result	LCS Rec.	Rec. Limits	LCS Qualifier
pH	10.0	9.98	99.8	99.0-101	

Sample Narrative:

LCS: 9.98 at 22.2C



L1855139-01 Original Sample (OS) • Duplicate (DUP)

(OS) L1855139-01 05/19/25 14:36 • (DUP) R4216946-2 05/19/25 14:36

Analyte	Original Result	DUP Result	Dilution	DUP RPD	DUP Qualifier	DUP RPD Limits
pH	8.79	8.82	1	0.341		1

Sample Narrative:

OS: 8.79 at 22.8C
DUP: 8.82 at 22.7C



L1858328-08 Original Sample (OS) • Duplicate (DUP)

(OS) L1858328-08 05/19/25 14:36 • (DUP) R4216946-3 05/19/25 14:36

Analyte	Original Result	DUP Result	Dilution	DUP RPD	DUP Qualifier	DUP RPD Limits
pH	8.20	8.21	1	0.122		1

Sample Narrative:

OS: 8.2 at 22.7C
DUP: 8.21 at 23.1C



Laboratory Control Sample (LCS)

(LCS) R4216946-1 05/19/25 14:36

Analyte	Spike Amount	LCS Result	LCS Rec.	Rec. Limits	LCS Qualifier
pH	10.0	10.0	100	99.0-101	

Sample Narrative:

LCS: 10 at 22.8C

Method Blank (MB)

(MB) R4216766-1 05/19/25 12:06

Analyte	MB Result	MB Qualifier	MB MDL	MB RDL
Specific Conductance	umhos/cm		umhos/cm	umhos/cm
Specific Conductance	ND		10.0	10.0

Sample Narrative:

BLANK: at 25C

L1855137-03 Original Sample (OS) • Duplicate (DUP)

(OS) L1855137-03 05/19/25 12:06 • (DUP) R4216766-3 05/19/25 12:06

Analyte	Original Result	DUP Result	Dilution	DUP RPD	DUP Qualifier	DUP RPD Limits
Specific Conductance	mmhos/cm	umhos/cm		%		%
Specific Conductance	ND	292	1	0.171		20

Sample Narrative:

OS: at 25C

DUP: at 25C

L1858328-09 Original Sample (OS) • Duplicate (DUP)

(OS) L1858328-09 05/19/25 12:06 • (DUP) R4216766-4 05/19/25 12:06

Analyte	Original Result	DUP Result	Dilution	DUP RPD	DUP Qualifier	DUP RPD Limits
Specific Conductance	mmhos/cm	umhos/cm		%		%
Specific Conductance	ND	252	1	0.0397		20

Sample Narrative:

OS: at 25C

DUP: at 25C

Laboratory Control Sample (LCS)

(LCS) R4216766-2 05/19/25 12:06

Analyte	Spike Amount	LCS Result	LCS Rec.	Rec. Limits	LCS Qualifier
Specific Conductance	umhos/cm	umhos/cm	%	%	
Specific Conductance	581	584	101	90.0-110	

Sample Narrative:

LCS: at 25C

1 Cp

2 Tc

3 Ss

4 Cn

5 Sr

6 Qc

7 Gl

8 Al

9 Sc

Method Blank (MB)

(MB) R4216885-1 05/19/25 14:12

Analyte	MB Result	MB Qualifier	MB MDL	MB RDL
Specific Conductance	ND		10.0	10.0

Sample Narrative:

BLANK: at 25C

L1857588-04 Original Sample (OS) • Duplicate (DUP)

(OS) L1857588-04 05/19/25 14:12 • (DUP) R4216885-3 05/19/25 14:12

Analyte	Original Result	DUP Result	Dilution	DUP RPD	DUP Qualifier	DUP RPD Limits
Specific Conductance	ND	3050	1	0.000		20

Sample Narrative:

OS: at 25C
DUP: at 25C

L1858165-09 Original Sample (OS) • Duplicate (DUP)

(OS) L1858165-09 05/19/25 14:12 • (DUP) R4216885-4 05/19/25 14:12

Analyte	Original Result	DUP Result	Dilution	DUP RPD	DUP Qualifier	DUP RPD Limits
Specific Conductance	ND	573	1	0.175		20

Sample Narrative:

OS: at 25C
DUP: at 25C

Laboratory Control Sample (LCS)

(LCS) R4216885-2 05/19/25 14:12

Analyte	Spike Amount	LCS Result	LCS Rec.	Rec. Limits	LCS Qualifier
Specific Conductance	581	583	100	90.0-110	

Sample Narrative:

LCS: at 25C

1 Cp

2 Tc

3 Ss

4 Cn

5 Sr

6 Qc

7 Gl

8 Al

9 Sc

Method Blank (MB)

(MB) R4217012-1 05/19/25 16:47

Analyte	MB Result	MB Qualifier	MB MDL	MB RDL
Specific Conductance	ND		10.0	10.0

Sample Narrative:

BLANK: at 25C

L1855142-01 Original Sample (OS) • Duplicate (DUP)

(OS) L1855142-01 05/19/25 16:47 • (DUP) R4217012-3 05/19/25 16:47

Analyte	Original Result	DUP Result	Dilution	DUP RPD	DUP Qualifier	DUP RPD Limits
Specific Conductance	ND	250	1	0.0799		20

Sample Narrative:

OS: at 25C

DUP: at 25C

L1858328-04 Original Sample (OS) • Duplicate (DUP)

(OS) L1858328-04 05/19/25 16:47 • (DUP) R4217012-4 05/19/25 16:47

Analyte	Original Result	DUP Result	Dilution	DUP RPD	DUP Qualifier	DUP RPD Limits
Specific Conductance	ND	358	1	0.279		20

Sample Narrative:

OS: at 25C

DUP: at 25C

Laboratory Control Sample (LCS)

(LCS) R4217012-2 05/19/25 16:47

Analyte	Spike Amount	LCS Result	LCS Rec.	Rec. Limits	LCS Qualifier
Specific Conductance	581	567	97.6	90.0-110	

Sample Narrative:

LCS: at 25C



Method Blank (MB)

(MB) R4216930-1 05/19/25 15:36

Analyte	MB Result	MB Qualifier	MB MDL	MB RDL
Specific Conductance	ND		10.0	10.0

Sample Narrative:

BLANK: at 25C

L1855139-03 Original Sample (OS) • Duplicate (DUP)

(OS) L1855139-03 05/19/25 15:36 • (DUP) R4216930-3 05/19/25 15:36

Analyte	Original Result	DUP Result	Dilution	DUP RPD	DUP Qualifier	DUP RPD Limits
Specific Conductance	ND	300	1	0.000		20

Sample Narrative:

OS: at 25C
DUP: at 25C

L1858328-05 Original Sample (OS) • Duplicate (DUP)

(OS) L1858328-05 05/19/25 15:36 • (DUP) R4216930-4 05/19/25 15:36

Analyte	Original Result	DUP Result	Dilution	DUP RPD	DUP Qualifier	DUP RPD Limits
Specific Conductance	ND	483	1	0.413		20

Sample Narrative:

OS: at 25C
DUP: at 25C

Laboratory Control Sample (LCS)

(LCS) R4216930-2 05/19/25 15:36

Analyte	Spike Amount	LCS Result	LCS Rec.	Rec. Limits	LCS Qualifier
Specific Conductance	581	589	101	90.0-110	

Sample Narrative:

LCS: at 25C

¹Cp

²Tc

³Ss

⁴Cn

⁵Sr

⁶Qc

⁷Gl

⁸Al

⁹Sc

Method Blank (MB)

(MB) R4217242-1 05/19/25 12:21

Analyte	MB Result mg/l	MB Qualifier	MB MDL mg/l	MB RDL mg/l
Hot Water Sol. Boron	ND		0.0167	0.200

Laboratory Control Sample (LCS) • Laboratory Control Sample Duplicate (LCSD)

(LCS) R4217242-2 05/19/25 12:24 • (LCSD) R4217242-3 05/19/25 12:26

Analyte	Spike Amount mg/l	LCS Result mg/l	LCSD Result mg/l	LCS Rec. %	LCSD Rec. %	Rec. Limits %	LCS Qualifier	LCSD Qualifier	RPD %	RPD Limits %
Hot Water Sol. Boron	1.00	1.07	1.07	107	107	80.0-120			0.0405	20

- ¹Cp
- ²Tc
- ³Ss
- ⁴Cn
- ⁵Sr
- ⁶Qc
- ⁷Gl
- ⁸Al
- ⁹Sc

Method Blank (MB)

(MB) R4217243-1 05/19/25 13:25

Analyte	MB Result mg/l	MB Qualifier	MB MDL mg/l	MB RDL mg/l
Hot Water Sol. Boron	ND		0.0167	0.200

Laboratory Control Sample (LCS) • Laboratory Control Sample Duplicate (LCSD)

(LCS) R4217243-2 05/19/25 13:28 • (LCSD) R4217243-3 05/19/25 13:30

Analyte	Spike Amount mg/l	LCS Result mg/l	LCSD Result mg/l	LCS Rec. %	LCSD Rec. %	Rec. Limits %	LCS Qualifier	LCSD Qualifier	RPD %	RPD Limits %
Hot Water Sol. Boron	1.00	1.10	1.11	110	111	80.0-120			0.552	20

- 1 Cp
- 2 Tc
- 3 Ss
- 4 Cn
- 5 Sr
- 6 Qc
- 7 Gl
- 8 Al
- 9 Sc

Method Blank (MB)

(MB) R4216957-1 05/19/25 11:54

Analyte	MB Result mg/l	MB Qualifier	MB MDL mg/l	MB RDL mg/l
Hot Water Sol. Boron	ND		0.0167	0.200

Laboratory Control Sample (LCS) • Laboratory Control Sample Duplicate (LCSD)

(LCS) R4216957-2 05/19/25 11:56 • (LCSD) R4216957-3 05/19/25 11:59

Analyte	Spike Amount mg/l	LCS Result mg/l	LCSD Result mg/l	LCS Rec. %	LCSD Rec. %	Rec. Limits %	LCS Qualifier	LCSD Qualifier	RPD %	RPD Limits %
Hot Water Sol. Boron	1.00	1.18	1.05	118	105	80.0-120			11.5	20

- ¹Cp
- ²Tc
- ³Ss
- ⁴Cn
- ⁵Sr
- ⁶Qc
- ⁷Gl
- ⁸Al
- ⁹Sc

Method Blank (MB)

(MB) R4217483-1 05/20/25 10:53

Analyte	MB Result mg/l	MB Qualifier	MB MDL mg/l	MB RDL mg/l
Hot Water Sol. Boron	ND		0.0167	0.200

Laboratory Control Sample (LCS) • Laboratory Control Sample Duplicate (LCSD)

(LCS) R4217483-2 05/20/25 10:56 • (LCSD) R4217483-3 05/20/25 10:58

Analyte	Spike Amount mg/l	LCS Result mg/l	LCSD Result mg/l	LCS Rec. %	LCSD Rec. %	Rec. Limits %	LCS Qualifier	LCSD Qualifier	RPD %	RPD Limits %
Hot Water Sol. Boron	1.00	1.11	1.12	111	112	80.0-120			0.679	20

¹Cp

²Tc

³Ss

⁴Cn

⁵Sr

⁶Qc

⁷Gl

⁸Al

⁹Sc

Method Blank (MB)

(MB) R4217334-1 05/20/25 03:47

Analyte	MB Result mg/kg	MB Qualifier	MB MDL mg/kg	MB RDL mg/kg
Arsenic	ND		0.200	0.200
Barium	ND		10.0	10.0
Cadmium	ND		0.200	0.200
Copper	ND		10.0	10.0
Lead	ND		10.0	10.0
Nickel	ND		10.0	10.0
Selenium	ND		0.100	0.100
Silver	ND		0.500	0.500
Zinc	ND		50.0	50.0

¹Cp

²Tc

³Ss

⁴Cn

⁵Sr

⁶Qc

Laboratory Control Sample (LCS)

(LCS) R4217334-2 05/20/25 03:50

Analyte	Spike Amount mg/kg	LCS Result mg/kg	LCS Rec. %	Rec. Limits %	LCS Qualifier
Arsenic	100	83.8	83.8	80.0-120	
Barium	100	80.2	80.2	80.0-120	
Cadmium	100	92.5	92.5	80.0-120	
Copper	100	84.1	84.1	80.0-120	
Lead	100	84.9	84.9	80.0-120	
Nickel	100	91.0	91.0	80.0-120	
Selenium	100	83.0	83.0	80.0-120	
Silver	20.0	18.5	92.5	80.0-120	
Zinc	100	86.8	86.8	80.0-120	

⁷Gl

⁸Al

⁹Sc

L1858149-38 Original Sample (OS) • Matrix Spike (MS) • Matrix Spike Duplicate (MSD)

(OS) L1858149-38 05/20/25 03:53 • (MS) R4217334-5 05/20/25 04:03 • (MSD) R4217334-6 05/20/25 04:06

Analyte	Spike Amount mg/kg	Original Result mg/kg	MS Result mg/kg	MSD Result mg/kg	MS Rec. %	MSD Rec. %	Dilution	Rec. Limits %	MS Qualifier	MSD Qualifier	RPD %	RPD Limits %
Arsenic	100	158	155	295	0.000	136	5	75.0-125	J6	J3 J5	62.4	20
Barium	100	37.8	71.9	82.4	34.0	44.5	5	75.0-125	J6	J6	13.6	20
Cadmium	100	ND	36.6	43.2	36.6	43.2	5	75.0-125	J6	J6	16.4	20
Copper	100	24.1	51.8	61.3	27.7	37.2	5	75.0-125	J6	J6	16.8	20
Lead	100	22.3	53.3	62.1	31.0	39.7	5	75.0-125	J6	J6	15.1	20
Nickel	100	ND	38.5	45.0	35.0	41.4	5	75.0-125	J6	J6	15.4	20
Selenium	100	ND	33.7	39.7	33.7	39.7	5	75.0-125	J6	J6	16.3	20
Silver	20.0	ND	7.34	8.44	36.7	42.2	5	75.0-125	J6	J6	13.9	20
Zinc	100	107	114	137	6.84	30.2	5	75.0-125	J6	J6	18.6	20

Method Blank (MB)

(MB) R4215805-3 05/16/25 01:36

Analyte	MB Result mg/kg	MB Qualifier	MB MDL mg/kg	MB RDL mg/kg
TPH (GC/FID) Low Fraction	0.0251	↓	0.0217	0.100
(S) a,a,a-Trifluorotoluene(FID)	98.1			77.0-120

Laboratory Control Sample (LCS) • Laboratory Control Sample Duplicate (LCSD)

(LCS) R4215805-1 05/16/25 00:26 • (LCSD) R4215805-2 05/16/25 00:49

Analyte	Spike Amount mg/kg	LCS Result mg/kg	LCSD Result mg/kg	LCS Rec. %	LCSD Rec. %	Rec. Limits %	LCS Qualifier	LCSD Qualifier	RPD %	RPD Limits %
TPH (GC/FID) Low Fraction	5.00	5.63	5.11	113	102	72.0-127			9.68	20
(S) a,a,a-Trifluorotoluene(FID)				107	109	77.0-120				

1 Cp

2 Tc

3 Ss

4 Cn

5 Sr

6 Qc

7 Gl

8 Al

9 Sc

Method Blank (MB)

(MB) R4217269-3 05/16/25 01:47

Analyte	MB Result mg/kg	MB Qualifier	MB MDL mg/kg	MB RDL mg/kg
TPH (GC/FID) Low Fraction	0.0238	↓	0.0217	0.100
(S) a,a,a-Trifluorotoluene(FID)	97.9			77.0-120

Laboratory Control Sample (LCS) • Laboratory Control Sample Duplicate (LCSD)

(LCS) R4217269-1 05/16/25 00:37 • (LCSD) R4217269-2 05/16/25 01:00

Analyte	Spike Amount mg/kg	LCS Result mg/kg	LCSD Result mg/kg	LCS Rec. %	LCSD Rec. %	Rec. Limits %	LCS Qualifier	LCSD Qualifier	RPD %	RPD Limits %
TPH (GC/FID) Low Fraction	5.00	5.40	5.37	108	107	72.0-127			0.557	20
(S) a,a,a-Trifluorotoluene(FID)				111	111	77.0-120				

- 1 Cp
- 2 Tc
- 3 Ss
- 4 Cn
- 5 Sr
- 6 Qc
- 7 Gl
- 8 Al
- 9 Sc

Method Blank (MB)

(MB) R4215658-3 05/15/25 20:58

Analyte	MB Result mg/kg	MB Qualifier	MB MDL mg/kg	MB RDL mg/kg
Benzene	ND		0.00200	0.00200
Ethylbenzene	ND		0.0100	0.0100
Toluene	ND		0.0100	0.0100
1,2,4-Trimethylbenzene	ND		0.00500	0.00500
1,3,5-Trimethylbenzene	ND		0.00500	0.00500
Xylenes, Total	ND		0.100	0.100
<i>(S) Toluene-d8</i>	103			75.0-131
<i>(S) 4-Bromofluorobenzene</i>	95.6			67.0-138
<i>(S) 1,2-Dichloroethane-d4</i>	90.6			70.0-130

Laboratory Control Sample (LCS) • Laboratory Control Sample Duplicate (LCSD)

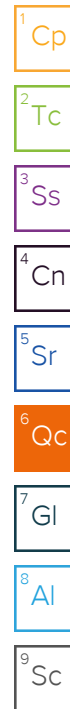
(LCS) R4215658-1 05/15/25 19:18 • (LCSD) R4215658-2 05/15/25 19:38

Analyte	Spike Amount mg/kg	LCS Result mg/kg	LCSD Result mg/kg	LCS Rec. %	LCSD Rec. %	Rec. Limits %	LCS Qualifier	LCSD Qualifier	RPD %	RPD Limits %
Benzene	0.125	0.104	0.107	83.2	85.6	70.0-123			2.84	20
Ethylbenzene	0.125	0.109	0.111	87.2	88.8	74.0-126			1.82	20
Toluene	0.125	0.116	0.120	92.8	96.0	75.0-121			3.39	20
1,2,4-Trimethylbenzene	0.125	0.105	0.109	84.0	87.2	70.0-126			3.74	20
1,3,5-Trimethylbenzene	0.125	0.101	0.105	80.8	84.0	73.0-127			3.88	20
Xylenes, Total	0.375	0.307	0.317	81.9	84.5	72.0-127			3.21	20
<i>(S) Toluene-d8</i>				105	105	75.0-131				
<i>(S) 4-Bromofluorobenzene</i>				97.6	97.8	67.0-138				
<i>(S) 1,2-Dichloroethane-d4</i>				94.4	96.0	70.0-130				

L1858146-01 Original Sample (OS) • Matrix Spike (MS) • Matrix Spike Duplicate (MSD)

(OS) L1858146-01 05/16/25 03:39 • (MS) R4215658-4 05/16/25 04:39 • (MSD) R4215658-5 05/16/25 04:59

Analyte	Spike Amount mg/kg	Original Result mg/kg	MS Result mg/kg	MSD Result mg/kg	MS Rec. %	MSD Rec. %	Dilution	Rec. Limits %	MS Qualifier	MSD Qualifier	RPD %	RPD Limits %
Benzene	0.125	ND	0.0902	0.123	72.2	98.4	1	10.0-149			30.8	37
Ethylbenzene	0.125	ND	0.0964	0.133	77.1	106	1	10.0-160			31.9	38
Toluene	0.125	ND	0.100	0.137	80.0	110	1	10.0-156			31.2	38
1,2,4-Trimethylbenzene	0.125	ND	0.104	0.131	83.2	105	1	10.0-160			23.0	36
1,3,5-Trimethylbenzene	0.125	ND	0.0990	0.129	79.2	103	1	10.0-160			26.3	38
Xylenes, Total	0.375	ND	0.280	0.378	74.7	101	1	10.0-160			29.8	38
<i>(S) Toluene-d8</i>					103	103		75.0-131				
<i>(S) 4-Bromofluorobenzene</i>					95.6	96.8		67.0-138				
<i>(S) 1,2-Dichloroethane-d4</i>					89.6	91.1		70.0-130				



Method Blank (MB)

(MB) R4215734-3 05/16/25 05:08

Analyte	MB Result mg/kg	MB Qualifier	MB MDL mg/kg	MB RDL mg/kg
Benzene	ND		0.00200	0.00200
Ethylbenzene	ND		0.0100	0.0100
Toluene	ND		0.0100	0.0100
1,2,4-Trimethylbenzene	ND		0.00500	0.00500
1,3,5-Trimethylbenzene	ND		0.00500	0.00500
Xylenes, Total	ND		0.100	0.100
<i>(S) Toluene-d8</i>	98.2			75.0-131
<i>(S) 4-Bromofluorobenzene</i>	104			67.0-138
<i>(S) 1,2-Dichloroethane-d4</i>	98.0			70.0-130

Laboratory Control Sample (LCS) • Laboratory Control Sample Duplicate (LCSD)

(LCS) R4215734-1 05/16/25 03:34 • (LCSD) R4215734-2 05/16/25 03:53

Analyte	Spike Amount mg/kg	LCS Result mg/kg	LCSD Result mg/kg	LCS Rec. %	LCSD Rec. %	Rec. Limits %	LCS Qualifier	LCSD Qualifier	RPD %	RPD Limits %
Benzene	0.125	0.127	0.127	102	102	70.0-123			0.000	20
Ethylbenzene	0.125	0.129	0.134	103	107	74.0-126			3.80	20
Toluene	0.125	0.124	0.123	99.2	98.4	75.0-121			0.810	20
1,2,4-Trimethylbenzene	0.125	0.128	0.129	102	103	70.0-126			0.778	20
1,3,5-Trimethylbenzene	0.125	0.124	0.123	99.2	98.4	73.0-127			0.810	20
Xylenes, Total	0.375	0.391	0.398	104	106	72.0-127			1.77	20
<i>(S) Toluene-d8</i>				97.2	98.2	75.0-131				
<i>(S) 4-Bromofluorobenzene</i>				99.6	102	67.0-138				
<i>(S) 1,2-Dichloroethane-d4</i>				98.8	99.6	70.0-130				

L1858146-04 Original Sample (OS) • Matrix Spike (MS) • Matrix Spike Duplicate (MSD)

(OS) L1858146-04 05/16/25 06:05 • (MS) R4215734-4 05/16/25 11:43 • (MSD) R4215734-5 05/16/25 12:01

Analyte	Spike Amount mg/kg	Original Result mg/kg	MS Result mg/kg	MSD Result mg/kg	MS Rec. %	MSD Rec. %	Dilution	Rec. Limits %	MS Qualifier	MSD Qualifier	RPD %	RPD Limits %
Benzene	0.125	ND	0.153	0.156	122	125	1	10.0-149			1.94	37
Ethylbenzene	0.125	ND	0.148	0.164	118	131	1	10.0-160			10.3	38
Toluene	0.125	ND	0.142	0.149	114	119	1	10.0-156			4.81	38
1,2,4-Trimethylbenzene	0.125	ND	0.144	0.155	115	124	1	10.0-160			7.36	36
1,3,5-Trimethylbenzene	0.125	ND	0.145	0.154	116	123	1	10.0-160			6.02	38
Xylenes, Total	0.375	ND	0.450	0.476	120	127	1	10.0-160			5.62	38
<i>(S) Toluene-d8</i>					97.6	98.2		75.0-131				
<i>(S) 4-Bromofluorobenzene</i>					102	102		67.0-138				
<i>(S) 1,2-Dichloroethane-d4</i>					101	97.5		70.0-130				



Method Blank (MB)

(MB) R4217936-1 05/20/25 20:45

Analyte	MB Result mg/kg	MB Qualifier	MB MDL mg/kg	MB RDL mg/kg
C10-C28 Diesel Range	ND		1.61	4.00
C28-C36 Motor Oil Range	0.510	J	0.274	4.00
(S) o-Terphenyl	49.7			18.0-148

Laboratory Control Sample (LCS)

(LCS) R4217936-2 05/20/25 20:57

Analyte	Spike Amount mg/kg	LCS Result mg/kg	LCS Rec. %	Rec. Limits %	LCS Qualifier
C10-C28 Diesel Range	50.0	25.7	51.4	50.0-150	
(S) o-Terphenyl			42.6	18.0-148	

L1858146-04 Original Sample (OS) • Matrix Spike (MS) • Matrix Spike Duplicate (MSD)

(OS) L1858146-04 05/20/25 22:26 • (MS) R4217936-3 05/20/25 22:38 • (MSD) R4217936-4 05/20/25 22:51

Analyte	Spike Amount mg/kg	Original Result mg/kg	MS Result mg/kg	MSD Result mg/kg	MS Rec. %	MSD Rec. %	Dilution	Rec. Limits %	MS Qualifier	MSD Qualifier	RPD %	RPD Limits %
C10-C28 Diesel Range	48.8	5.84	43.8	35.1	77.8	60.2	1	50.0-150		J3	22.1	20
(S) o-Terphenyl					49.5	43.8		18.0-148				

1 Cp

2 Tc

3 Ss

4 Cn

5 Sr

6 Qc

7 Gl

8 Al

9 Sc

Method Blank (MB)

(MB) R4215536-2 05/15/25 12:59

Analyte	MB Result mg/kg	MB Qualifier	MB MDL mg/kg	MB RDL mg/kg
Acenaphthene	ND		0.0330	0.0330
Anthracene	ND		0.0330	0.0330
Benzo(a)anthracene	ND		0.00600	0.00600
Benzo(b)fluoranthene	ND		0.0330	0.0330
Benzo(k)fluoranthene	ND		0.0330	0.0330
Benzo(a)pyrene	ND		0.0330	0.0330
Chrysene	ND		0.0330	0.0330
Dibenz(a,h)anthracene	ND		0.0330	0.0330
Fluoranthene	ND		0.0330	0.0330
Fluorene	ND		0.0330	0.0330
Indeno(1,2,3-cd)pyrene	ND		0.0330	0.0330
1-Methylnaphthalene	ND		0.00300	0.00300
2-Methylnaphthalene	ND		0.0120	0.0120
Naphthalene	ND		0.00300	0.00300
Pyrene	ND		0.0330	0.0330
(S) p-Terphenyl-d14	88.8			23.0-120
(S) Nitrobenzene-d5	79.4			14.0-149
(S) 2-Fluorobiphenyl	92.2			34.0-125

¹Cp

²Tc

³Ss

⁴Cn

⁵Sr

⁶Qc

⁷Gl

⁸Al

⁹Sc

Laboratory Control Sample (LCS)

(LCS) R4215536-1 05/15/25 12:41

Analyte	Spike Amount mg/kg	LCS Result mg/kg	LCS Rec. %	Rec. Limits %	LCS Qualifier
Acenaphthene	0.0800	0.0718	89.8	50.0-120	
Anthracene	0.0800	0.0744	93.0	50.0-126	
Benzo(a)anthracene	0.0800	0.0770	96.3	45.0-120	
Benzo(b)fluoranthene	0.0800	0.0660	82.5	42.0-121	
Benzo(k)fluoranthene	0.0800	0.0654	81.8	49.0-125	
Benzo(a)pyrene	0.0800	0.0568	71.0	42.0-120	
Chrysene	0.0800	0.0750	93.8	49.0-122	
Dibenz(a,h)anthracene	0.0800	0.0633	79.1	47.0-125	
Fluoranthene	0.0800	0.0774	96.8	49.0-129	
Fluorene	0.0800	0.0767	95.9	49.0-120	
Indeno(1,2,3-cd)pyrene	0.0800	0.0643	80.4	46.0-125	
1-Methylnaphthalene	0.0800	0.0726	90.8	51.0-121	
2-Methylnaphthalene	0.0800	0.0706	88.3	50.0-120	
Naphthalene	0.0800	0.0712	89.0	50.0-120	
Pyrene	0.0800	0.0746	93.3	43.0-123	

Laboratory Control Sample (LCS)

(LCS) R4215536-1 05/15/25 12:41

Analyte	Spike Amount mg/kg	LCS Result mg/kg	LCS Rec. %	Rec. Limits %	LCS Qualifier
(S) p-Terphenyl-d14			92.4	23.0-120	
(S) Nitrobenzene-d5			86.5	14.0-149	
(S) 2-Fluorobiphenyl			95.2	34.0-125	

L1858098-02 Original Sample (OS) • Matrix Spike (MS) • Matrix Spike Duplicate (MSD)

(OS) L1858098-02 05/15/25 13:17 • (MS) R4215536-3 05/15/25 13:50 • (MSD) R4215536-4 05/15/25 14:08

Analyte	Spike Amount mg/kg	Original Result mg/kg	MS Result mg/kg	MSD Result mg/kg	MS Rec. %	MSD Rec. %	Dilution	Rec. Limits %	MS Qualifier	MSD Qualifier	RPD %	RPD Limits %
Acenaphthene	0.0784	ND	0.0603	0.0539	76.9	68.4	1	14.0-127			11.2	27
Anthracene	0.0784	ND	0.0647	0.0560	82.5	71.1	1	10.0-145			14.4	30
Benzo(a)anthracene	0.0784	ND	0.0693	0.0590	88.4	74.9	1	10.0-139			16.1	30
Benzo(b)fluoranthene	0.0784	ND	0.0507	0.0412	64.7	52.3	1	10.0-140			20.7	36
Benzo(k)fluoranthene	0.0784	ND	0.0492	0.0407	62.8	51.6	1	10.0-137			18.9	31
Benzo(a)pyrene	0.0784	ND	0.0571	0.0486	72.8	61.7	1	10.0-141			16.1	31
Chrysene	0.0784	ND	0.0611	0.0509	77.9	64.6	1	10.0-145			18.2	30
Dibenz(a,h)anthracene	0.0784	ND	0.0485	0.0401	61.9	50.9	1	10.0-132			19.0	31
Fluoranthene	0.0784	ND	0.0694	0.0575	88.5	73.0	1	10.0-153			18.8	33
Fluorene	0.0784	ND	0.0706	0.0672	90.1	85.3	1	11.0-130			4.93	29
Indeno(1,2,3-cd)pyrene	0.0784	ND	0.0540	0.0472	68.9	59.9	1	10.0-137			13.4	32
1-Methylnaphthalene	0.0784	0.0483	0.0694	0.0712	26.9	29.1	1	10.0-142			2.56	28
2-Methylnaphthalene	0.0784	0.0673	0.0710	0.0768	4.72	12.1	1	10.0-137	J6		7.85	28
Naphthalene	0.0784	0.0216	0.0642	0.0677	54.3	58.5	1	10.0-135			5.31	27
Pyrene	0.0784	ND	0.0607	0.0517	77.4	65.6	1	10.0-148			16.0	35
(S) p-Terphenyl-d14					72.5	62.7		23.0-120				
(S) Nitrobenzene-d5					87.3	82.3		14.0-149				
(S) 2-Fluorobiphenyl					79.3	71.6		34.0-125				

1 Cp

2 Tc

3 Ss

4 Cn

5 Sr

6 Qc

7 Gl

8 Al

9 Sc

GLOSSARY OF TERMS

Guide to Reading and Understanding Your Laboratory Report

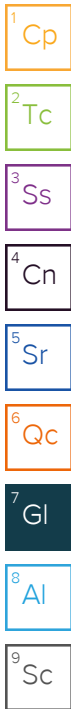
The information below is designed to better explain the various terms used in your report of analytical results from the Laboratory. This is not intended as a comprehensive explanation, and if you have additional questions please contact your project representative.

Results Disclaimer - Information that may be provided by the customer, and contained within this report, include Permit Limits, Project Name, Sample ID, Sample Matrix, Sample Preservation, Field Blanks, Field Spikes, Field Duplicates, On-Site Data, Sampling Collection Dates/Times, and Sampling Location. Results relate to the accuracy of this information provided, and as the samples are received.

Abbreviations and Definitions

MDL	Method Detection Limit.
ND	Not detected at the Reporting Limit (or MDL where applicable).
RDL	Reported Detection Limit.
Rec.	Recovery.
RPD	Relative Percent Difference.
SDG	Sample Delivery Group.
(S)	Surrogate (Surrogate Standard) - Analytes added to every blank, sample, Laboratory Control Sample/Duplicate and Matrix Spike/Duplicate; used to evaluate analytical efficiency by measuring recovery. Surrogates are not expected to be detected in all environmental media.
Analyte	The name of the particular compound or analysis performed. Some Analyses and Methods will have multiple analytes reported.
Dilution	If the sample matrix contains an interfering material, the sample preparation volume or weight values differ from the standard, or if concentrations of analytes in the sample are higher than the highest limit of concentration that the laboratory can accurately report, the sample may be diluted for analysis. If a value different than 1 is used in this field, the result reported has already been corrected for this factor.
Limits	These are the target % recovery ranges or % difference value that the laboratory has historically determined as normal for the method and analyte being reported. Successful QC Sample analysis will target all analytes recovered or duplicated within these ranges.
Original Sample	The non-spiked sample in the prep batch used to determine the Relative Percent Difference (RPD) from a quality control sample. The Original Sample may not be included within the reported SDG.
Qualifier	This column provides a letter and/or number designation that corresponds to additional information concerning the result reported. If a Qualifier is present, a definition per Qualifier is provided within the Glossary and Definitions page and potentially a discussion of possible implications of the Qualifier in the Case Narrative if applicable.
Result	The actual analytical final result (corrected for any sample specific characteristics) reported for your sample. If there was no measurable result returned for a specific analyte, the result in this column may state "ND" (Not Detected) or "BDL" (Below Detectable Levels). The information in the results column should always be accompanied by either an MDL (Method Detection Limit) or RDL (Reporting Detection Limit) that defines the lowest value that the laboratory could detect or report for this analyte.
Uncertainty (Radiochemistry)	Confidence level of 2 sigma.
U (Radiochemistry)	Result + Error < MDA.
J (Radiochemistry)	Result < MDA; Result + Error > MDA.
Case Narrative (Cn)	A brief discussion about the included sample results, including a discussion of any non-conformances to protocol observed either at sample receipt by the laboratory from the field or during the analytical process. If present, there will be a section in the Case Narrative to discuss the meaning of any data qualifiers used in the report.
Quality Control Summary (Qc)	This section of the report includes the results of the laboratory quality control analyses required by procedure or analytical methods to assist in evaluating the validity of the results reported for your samples. These analyses are not being performed on your samples typically, but on laboratory generated material.
Sample Chain of Custody (Sc)	This is the document created in the field when your samples were initially collected. This is used to verify the time and date of collection, the person collecting the samples, and the analyses that the laboratory is requested to perform. This chain of custody also documents all persons (excluding commercial shippers) that have had control or possession of the samples from the time of collection until delivery to the laboratory for analysis.
Sample Results (Sr)	This section of your report will provide the results of all testing performed on your samples. These results are provided by sample ID and are separated by the analyses performed on each sample. The header line of each analysis section for each sample will provide the name and method number for the analysis reported.
Sample Summary (Ss)	This section of the Analytical Report defines the specific analyses performed for each sample ID, including the dates and times of preparation and/or analysis.

Qualifier	Description
B	The same analyte is found in the associated blank.
J	The identification of the analyte is acceptable; the reported value is an estimate.
J3	The associated batch QC was outside the established quality control range for precision.
J5	The sample matrix interfered with the ability to make any accurate determination; spike value is high.
J6	The sample matrix interfered with the ability to make any accurate determination; spike value is low.



ACCREDITATIONS & LOCATIONS

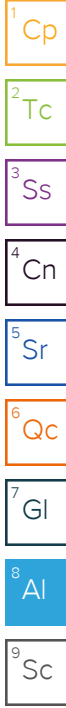
Pace Analytical National 12065 Lebanon Rd Mount Juliet, TN 37122

Alabama	40660	Nebraska	NE-OS-15-05
Alaska	17-026	Nevada	TN000032021-1
Arizona	AZ0612	New Hampshire	2975
Arkansas	88-0469	New Jersey–NELAP	TN002
California	2932	New Mexico ¹	TN00003
Colorado	TN00003	New York	11742
Connecticut	PH-0197	North Carolina	Env375
Florida	E87487	North Carolina ¹	DW21704
Georgia	NELAP	North Carolina ³	41
Georgia ¹	923	North Dakota	R-140
Idaho	TN00003	Ohio–VAP	CL0069
Illinois	200008	Oklahoma	9915
Indiana	C-TN-01	Oregon	TN200002
Iowa	364	Pennsylvania	68-02979
Kansas	E-10277	Rhode Island	LA000356
Kentucky ^{1,6}	KY90010	South Carolina	84004002
Kentucky ²	16	South Dakota	n/a
Louisiana	AI30792	Tennessee ^{1,4}	2006
Louisiana	LA018	Texas	T104704245-20-18
Maine	TN00003	Texas ⁵	LAB0152
Maryland	324	Utah	TN000032021-11
Massachusetts	M-TN003	Vermont	VT2006
Michigan	9958	Virginia	110033
Minnesota	047-999-395	Washington	C847
Mississippi	TN00003	West Virginia	233
Missouri	340	Wisconsin	998093910
Montana	CERT0086	Wyoming	A2LA
A2LA – ISO 17025	1461.01	AIHA-LAP,LLC EMLAP	100789
A2LA – ISO 17025 ⁵	1461.02	DOD	1461.01
Canada	1461.01	USDA	P330-15-00234
EPA–Crypto	TN00003		

¹ Drinking Water ² Underground Storage Tanks ³ Aquatic Toxicity ⁴ Chemical/Microbiological ⁵ Mold ⁶ Wastewater n/a Accreditation not applicable

* Not all certifications held by the laboratory are applicable to the results reported in the attached report.

* Accreditation is only applicable to the test methods specified on each scope of accreditation held by Pace Analytical.



Company Name/Address: Civitas/Tasman - CO 4725 Independence St, Wheat Ridge, Colorado 80033		Billing Information: Accounts Payable 650 Southgate Dr. Windsor, CO 80550		Pres Chk	Analysis / Container / Preservative								Chain of Custody Page <u>1</u> of <u>1</u>	
---	--	---	--	-------------	-------------------------------------	--	--	--	--	--	--	--	--	--

Project Manager: Sam Vogt / Jacob Evans		Email: svogt@tasman-geo.com; jevans@civitasresources.com	
Project Name: Sprague 6-4-9 & 32-9			Please Circle: PT (MT) CT ET

Phone: 610-405-9078		Lab Project #:		AFE# or C/C: 24923, 22237	
Collected by (print): Ben Long		Site/Facility ID #:		Billing Code #: 8523.195	
Collected by (signature): BL		Rush? (Lab MUST Be Notified) <input type="checkbox"/> Same Day <input type="checkbox"/> Five Day <input type="checkbox"/> Next Day <input type="checkbox"/> 5 Day (Rad Only) <input type="checkbox"/> Two Day <input type="checkbox"/> 10 Day (Rad Only) <input type="checkbox"/> Three Day		Quote #	
Immediately Packed on Ice <input type="checkbox"/> N <input checked="" type="checkbox"/> Y <input checked="" type="checkbox"/> X		Date Results Needed STD		# of Containers	

Sample ID	Comp/Grab	Matrix *	Depth	Date	Time	# of Containers	Full TABLE915 8ozClr-NoPres	Background TABLE915 8ozClr-NoPres	V8260 (GW TABLE915) 40mL Amb-HCl	Chloride, Sulfate 125mL HDPE-NoPres	TDS 1L-HDPE-NoPres							
32-WH-B01e6'	Grab	SS	6'	5/12/25	800	2	X											
32-FL-B01e4'	↓		4'		810													
6-WH-B01e6'	↓		6'		812													
6-FL-B01e4'	↓		4'		822													
SP-CS01	Comp		-		824													
32-FL-B02e3'	Grab		3'		1100													
32-FL-B03e2'	↓		2'		1102													
6-FL-B02e2'	↓		2'		1104													
SP-CS02	Comp		-		1106													

Pace
PEOPLE ADVANCING SCIENCE

MT JULIET, TN

12065 Lebanon Rd Mount Juliet, TN 37122 Submitting a sample via this chain of custody constitutes acknowledgment and acceptance of the Pace Terms and Conditions found at: <https://info.pacelabs.com/hubs/pas-standard-terms.pdf>

SDG # **L1850146**

I186

Acctnum: **CIVTASBCO**
Template: **T250702**
Prelogin: **P1068185**
PM: **824 - Chris Ward**
PB:

Shipped Via: **FedEX Ground**

* Matrix: SS - Soil AIR - Air F - Filter GW - Groundwater B - Bioassay WW - WasteWater DW - Drinking Water OT - Other		Remarks: pH, EC, SAR by saturated paste preparation method Boron by hot water soluble preparation method Table 915-1 Metals - As, Ba, Cd, Cu, Pb, Ni, Se, Ag, Zn, Cr VI				pH _____ Temp _____ Flow _____ Other _____		Sample Receipt Checklist COC Seal Present/Intact: <input checked="" type="checkbox"/> Y <input type="checkbox"/> N COC Signed/Accurate: <input checked="" type="checkbox"/> Y <input type="checkbox"/> N Bottles arrive intact: <input checked="" type="checkbox"/> Y <input type="checkbox"/> N Correct bottles used: <input checked="" type="checkbox"/> Y <input type="checkbox"/> N Sufficient volume sent: <input checked="" type="checkbox"/> Y <input type="checkbox"/> N If Applicable VOA Zero Headspace: <input type="checkbox"/> Y <input type="checkbox"/> N Preservation Correct/Checked: <input type="checkbox"/> Y <input type="checkbox"/> N RAD Screen <0.5 mR/hr: <input checked="" type="checkbox"/> Y <input type="checkbox"/> N	
Relinquished by: (Signature) BL		Date: 5/12/25		Time: 1545		Received by: (Signature) AL & CA		Trip Blank Received: Yes <input type="checkbox"/> No <input checked="" type="checkbox"/>	
Relinquished by: (Signature) AL & CA		Date: 5/12/25		Time: 15:48		Received by: (Signature) SWA		Temp: _____ °C Bottles Received: 18	
Relinquished by: (Signature)		Date:		Time:		Received for lab by: (Signature) SWA		Date: 5-13-25 Time: 0800	
								Hold:	
								Condition: NCF / OK	

