



ANALYTICAL REPORT

June 03, 2025

Revised Report

- 1 Cp
- 2 Tc
- 3 Ss
- 4 Cn
- 5 Sr
- 6 Qc
- 7 Gl
- 8 Al
- 9 Sc

Chevron - CO

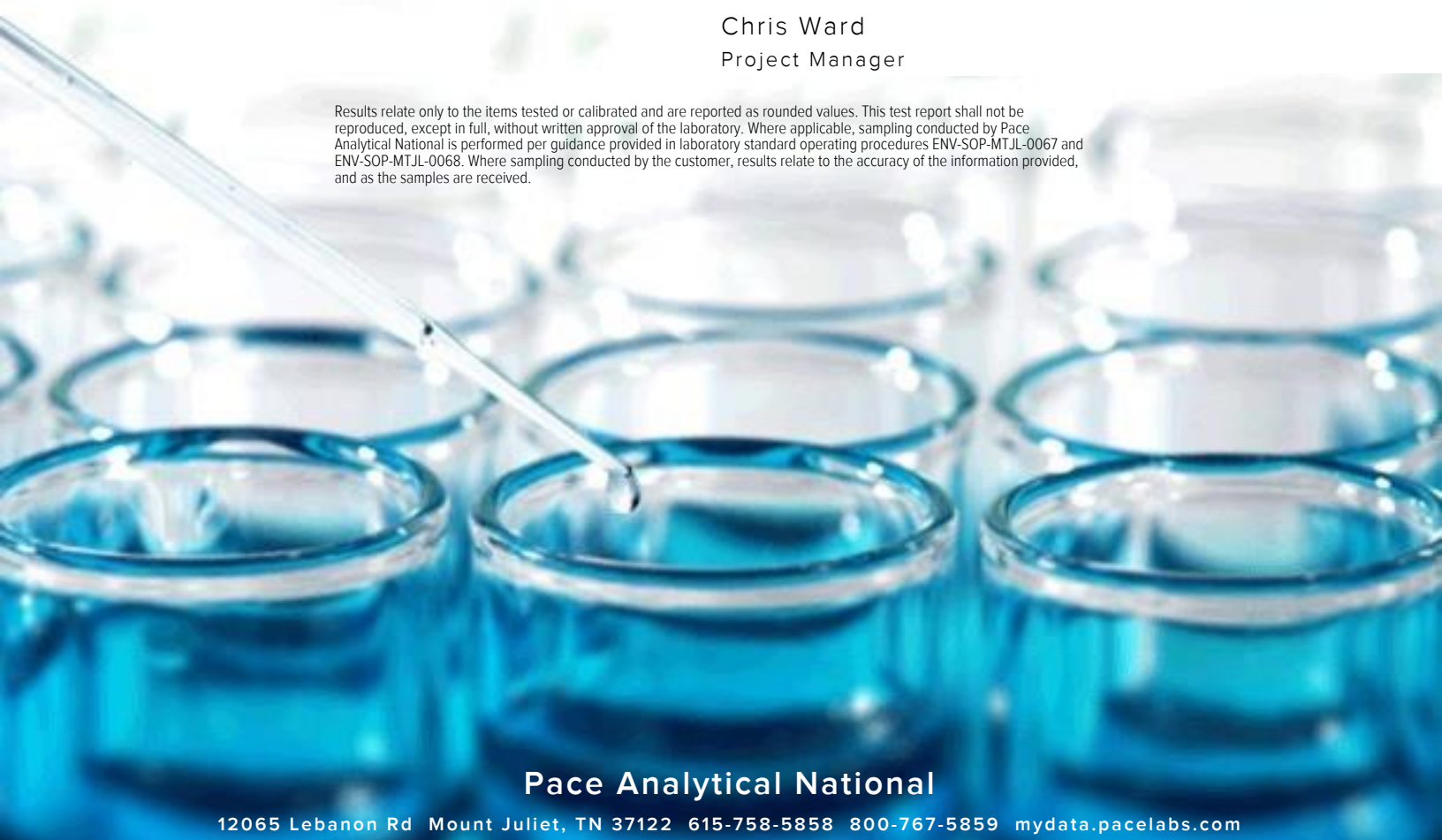
Sample Delivery Group: L1854708
 Samples Received: 05/03/2025
 Project Number: 39803
 Description: HANSCOME C21-79HN FL

Report To: CDH Team
 2115 117th Avenue
 Greeley, CO 80631

Entire Report Reviewed By:

Chris Ward
Project Manager

Results relate only to the items tested or calibrated and are reported as rounded values. This test report shall not be reproduced, except in full, without written approval of the laboratory. Where applicable, sampling conducted by Pace Analytical National is performed per guidance provided in laboratory standard operating procedures ENV-SOP-MTJL-0067 and ENV-SOP-MTJL-0068. Where sampling conducted by the customer, results relate to the accuracy of the information provided, and as the samples are received.



Pace Analytical National

12065 Lebanon Rd Mount Juliet, TN 37122 615-758-5858 800-767-5859 mydata.pacelabs.com

TABLE OF CONTENTS

Cp: Cover Page	1
Tc: Table of Contents	2
Ss: Sample Summary	3
Cn: Case Narrative	4
Sr: Sample Results	5
FL01-R-S @ 3' L1854708-01	5
FL01-R-W @ 3' L1854708-02	7
Qc: Quality Control Summary	9
Wet Chemistry by Method 7199	9
Wet Chemistry by Method 9045D	10
Wet Chemistry by Method 9050AMod	12
Metals (ICP) by Method 6010B-NE493 Ch 2	14
Metals (ICPMS) by Method 6020	16
Volatile Organic Compounds (GC) by Method 8015D/GRO	17
Volatile Organic Compounds (GC/MS) by Method 8260B	18
Semi-Volatile Organic Compounds (GC) by Method 8015M	19
Semi Volatile Organic Compounds (GC/MS) by Method 8270E-SIM	20
Gl: Glossary of Terms	22
Al: Accreditations & Locations	23
Sc: Sample Chain of Custody	24

¹ Cp

² Tc

³ Ss

⁴ Cn

⁵ Sr

⁶ Qc

⁷ Gl

⁸ Al

⁹ Sc

SAMPLE SUMMARY

FL01-R-S @ 3' L1854708-01

Collected by: Jack Wiley
 Collected date/time: 05/02/25 08:40
 Received date/time: 05/03/25 12:00

Method	Batch	Dilution	Preparation date/time	Analysis date/time	Analyst	Location
Calculated Results	WG2508916	1	05/09/25 14:01	05/09/25 14:01	RLS	Mt. Juliet, TN
Wet Chemistry by Method 7199	WG2509430	1	05/09/25 10:49	05/11/25 19:04	VSS	Mt. Juliet, TN
Wet Chemistry by Method 9045D	WG2510861	1	05/09/25 04:48	05/09/25 05:48	RJP	Mt. Juliet, TN
Wet Chemistry by Method 9050AMod	WG2510862	1	05/09/25 04:50	05/09/25 16:18	BRT	Mt. Juliet, TN
Metals (ICP) by Method 6010B-NE493 Ch 2	WG2508953	1	05/08/25 23:26	05/10/25 11:58	RLS	Mt. Juliet, TN
Metals (ICPMS) by Method 6020	WG2509925	5	05/08/25 10:47	05/09/25 23:27	UNP	Mt. Juliet, TN
Volatile Organic Compounds (GC) by Method 8015D/GRO	WG2510422	1	05/07/25 13:18	05/08/25 18:15	NCD	Mt. Juliet, TN
Volatile Organic Compounds (GC/MS) by Method 8260B	WG2510675	1	05/07/25 13:18	05/09/25 21:50	DWR	Mt. Juliet, TN
Semi-Volatile Organic Compounds (GC) by Method 8015M	WG2510312	1	05/11/25 16:34	05/12/25 13:00	TJD	Mt. Juliet, TN
Semi Volatile Organic Compounds (GC/MS) by Method 8270E-SIM	WG2509280	1	05/08/25 15:25	05/09/25 00:49	TKW	Mt. Juliet, TN

1
Cp

2
Tc

3
Ss

4
Cn

5
Sr

6
Qc

FL01-R-W @ 3' L1854708-02

Collected by: Jack Wiley
 Collected date/time: 05/02/25 11:30
 Received date/time: 05/03/25 12:00

Method	Batch	Dilution	Preparation date/time	Analysis date/time	Analyst	Location
Calculated Results	WG2508921	1	05/09/25 10:51	05/09/25 10:51	RLS	Mt. Juliet, TN
Wet Chemistry by Method 7199	WG2509430	1	05/09/25 10:49	05/11/25 19:14	VSS	Mt. Juliet, TN
Wet Chemistry by Method 9045D	WG2510816	1	05/07/25 19:00	05/09/25 00:00	BRT	Mt. Juliet, TN
Wet Chemistry by Method 9050AMod	WG2510815	1	05/09/25 05:04	05/09/25 11:45	RJP	Mt. Juliet, TN
Metals (ICP) by Method 6010B-NE493 Ch 2	WG2508950	1	05/08/25 23:35	05/10/25 23:53	MAP	Mt. Juliet, TN
Metals (ICPMS) by Method 6020	WG2509925	5	05/08/25 10:47	05/09/25 23:31	UNP	Mt. Juliet, TN
Volatile Organic Compounds (GC) by Method 8015D/GRO	WG2510422	1	05/07/25 13:18	05/08/25 18:35	NCD	Mt. Juliet, TN
Volatile Organic Compounds (GC/MS) by Method 8260B	WG2510675	1	05/07/25 13:18	05/09/25 22:10	DWR	Mt. Juliet, TN
Semi-Volatile Organic Compounds (GC) by Method 8015M	WG2510312	1	05/11/25 16:34	05/12/25 13:43	TJD	Mt. Juliet, TN
Semi Volatile Organic Compounds (GC/MS) by Method 8270E-SIM	WG2509280	1	05/08/25 15:25	05/09/25 04:04	TKW	Mt. Juliet, TN

7
Gl

8
Al

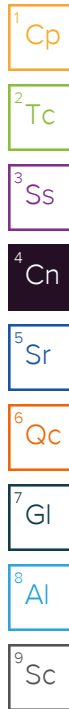
9
Sc

CASE NARRATIVE

All sample aliquots were received at the correct temperature, in the proper containers, with the appropriate preservatives, and within method specified holding times, unless qualified or notated within the report. Where applicable, all MDL (LOD) and RDL (LOQ) values reported for environmental samples have been corrected for the dilution factor used in the analysis. All Method and Batch Quality Control are within established criteria except where addressed in this case narrative, a non-conformance form or properly qualified within the sample results. By my digital signature below, I affirm to the best of my knowledge, all problems/anomalies observed by the laboratory as having the potential to affect the quality of the data have been identified by the laboratory, and no information or data have been knowingly withheld that would affect the quality of the data.



Chris Ward
Project Manager



Report Revision History

Level II Report - Version 1: 05/13/25 16:58

Project Narrative

Report reissued for corrected project name - CMW

Calculated Results

Analyte	Result	Qualifier	Dilution	Analysis date / time	Batch
Sodium Adsorption Ratio	0.489		1	05/09/2025 14:01	WG2508916

Wet Chemistry by Method 7199

Analyte	Result mg/kg	Qualifier	MDL mg/kg	RDL mg/kg	Dilution	Analysis date / time	Batch
Hexavalent Chromium	U		0.379	1.00	1	05/11/2025 19:04	WG2509430

Wet Chemistry by Method 9045D

Analyte	Result su	Qualifier	Dilution	Analysis date / time	Batch
pH	8.06	T8	1	05/09/2025 05:48	WG2510861

Wet Chemistry by Method 9050AMod

Analyte	Result	Units	Qualifier	RDL	Dilution	Analysis date / time	Batch
Specific Conductance	0.540	mmhos/cm		0.0100	1	05/09/2025 16:18	WG2510862

Sample Narrative:

L1854708-01 WG2510862: at 25C

Metals (ICP) by Method 6010B-NE493 Ch 2

Analyte	Result mg/l	Qualifier	MDL mg/l	RDL mg/l	Dilution	Analysis date / time	Batch
Hot Water Sol. Boron	0.393		0.0167	0.200	1	05/10/2025 11:58	WG2508953

Metals (ICPMS) by Method 6020

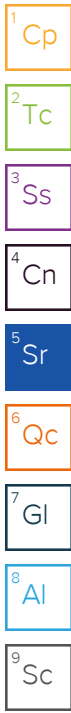
Analyte	Result mg/kg	Qualifier	MDL mg/kg	RDL mg/kg	Dilution	Analysis date / time	Batch
Arsenic	2.61		0.100	1.00	5	05/09/2025 23:27	WG2509925
Barium	63.7		0.152	2.50	5	05/09/2025 23:27	WG2509925
Cadmium	0.106	J	0.0855	1.00	5	05/09/2025 23:27	WG2509925
Copper	5.83		0.132	5.00	5	05/09/2025 23:27	WG2509925
Lead	4.82		0.0990	2.00	5	05/09/2025 23:27	WG2509925
Nickel	5.53		0.197	2.50	5	05/09/2025 23:27	WG2509925
Selenium	0.971	J	0.180	2.50	5	05/09/2025 23:27	WG2509925
Silver	U		0.0865	0.500	5	05/09/2025 23:27	WG2509925
Zinc	22.8	J	0.740	25.0	5	05/09/2025 23:27	WG2509925

Volatile Organic Compounds (GC) by Method 8015D/GRO

Analyte	Result mg/kg	Qualifier	MDL mg/kg	RDL mg/kg	Dilution	Analysis date / time	Batch
TPH (GC/FID) Low Fraction	U		0.0217	0.100	1	05/08/2025 18:15	WG2510422
(S) a,a,a-Trifluorotoluene(FID)	87.4			77.0-120		05/08/2025 18:15	WG2510422

Volatile Organic Compounds (GC/MS) by Method 8260B

Analyte	Result mg/kg	Qualifier	MDL mg/kg	RDL mg/kg	Dilution	Analysis date / time	Batch
Benzene	U		0.000467	0.00100	1	05/09/2025 21:50	WG2510675
Toluene	U		0.00130	0.00500	1	05/09/2025 21:50	WG2510675
Ethylbenzene	U		0.000737	0.00250	1	05/09/2025 21:50	WG2510675
Xylenes, Total	U		0.000880	0.00650	1	05/09/2025 21:50	WG2510675
1,2,4-Trimethylbenzene	U		0.00158	0.00500	1	05/09/2025 21:50	WG2510675



Volatile Organic Compounds (GC/MS) by Method 8260B

Analyte	Result mg/kg	Qualifier	MDL mg/kg	RDL mg/kg	Dilution	Analysis date / time	Batch
1,3,5-Trimethylbenzene	U		0.00200	0.00500	1	05/09/2025 21:50	WG2510675
(S) Toluene-d8	111			75.0-131		05/09/2025 21:50	WG2510675
(S) 4-Bromofluorobenzene	96.8			67.0-138		05/09/2025 21:50	WG2510675
(S) 1,2-Dichloroethane-d4	81.6			70.0-130		05/09/2025 21:50	WG2510675

Semi-Volatile Organic Compounds (GC) by Method 8015M

Analyte	Result mg/kg	Qualifier	MDL mg/kg	RDL mg/kg	Dilution	Analysis date / time	Batch
C10-C28 Diesel Range	U		1.61	4.00	1	05/12/2025 13:00	WG2510312
C28-C36 Motor Oil Range	5.85		0.274	4.00	1	05/12/2025 13:00	WG2510312
(S) o-Terphenyl	67.2			18.0-148		05/12/2025 13:00	WG2510312

Semi Volatile Organic Compounds (GC/MS) by Method 8270E-SIM

Analyte	Result mg/kg	Qualifier	MDL mg/kg	RDL mg/kg	Dilution	Analysis date / time	Batch
Acenaphthene	U		0.00162	0.00600	1	05/09/2025 00:49	WG2509280
Anthracene	U		0.00163	0.00600	1	05/09/2025 00:49	WG2509280
Benzo(a)anthracene	U		0.00200	0.00600	1	05/09/2025 00:49	WG2509280
Benzo(b)fluoranthene	U		0.00275	0.00600	1	05/09/2025 00:49	WG2509280
Benzo(k)fluoranthene	U		0.00213	0.00600	1	05/09/2025 00:49	WG2509280
Benzo(a)pyrene	U		0.00163	0.00600	1	05/09/2025 00:49	WG2509280
Chrysene	U		0.00206	0.00600	1	05/09/2025 00:49	WG2509280
Dibenz(a,h)anthracene	U		0.00201	0.00600	1	05/09/2025 00:49	WG2509280
Fluoranthene	U		0.00239	0.00600	1	05/09/2025 00:49	WG2509280
Fluorene	U		0.00180	0.00600	1	05/09/2025 00:49	WG2509280
Indeno(1,2,3-cd)pyrene	U		0.00234	0.00600	1	05/09/2025 00:49	WG2509280
1-Methylnaphthalene	U		0.00219	0.0200	1	05/09/2025 00:49	WG2509280
2-Methylnaphthalene	U		0.00571	0.0200	1	05/09/2025 00:49	WG2509280
Naphthalene	U		0.00579	0.0200	1	05/09/2025 00:49	WG2509280
Pyrene	U		0.00205	0.00600	1	05/09/2025 00:49	WG2509280
(S) p-Terphenyl-d14	100			23.0-120		05/09/2025 00:49	WG2509280
(S) Nitrobenzene-d5	112			14.0-149		05/09/2025 00:49	WG2509280
(S) 2-Fluorobiphenyl	104			34.0-125		05/09/2025 00:49	WG2509280

1 Cp

2 Tc

3 Ss

4 Cn

5 Sr

6 Qc

7 Gl

8 Al

9 Sc

Calculated Results

Analyte	Result	Qualifier	Dilution	Analysis date / time	Batch
Sodium Adsorption Ratio	1.34		1	05/09/2025 10:51	WG2508921

Wet Chemistry by Method 7199

Analyte	Result mg/kg	Qualifier	MDL mg/kg	RDL mg/kg	Dilution	Analysis date / time	Batch
Hexavalent Chromium	U		0.379	1.00	1	05/11/2025 19:14	WG2509430

Wet Chemistry by Method 9045D

Analyte	Result su	Qualifier	Dilution	Analysis date / time	Batch
pH	7.79	<u>T8</u>	1	05/09/2025 00:00	WG2510816

Wet Chemistry by Method 9050AMod

Analyte	Result	Units	Qualifier	RDL	Dilution	Analysis date / time	Batch
Specific Conductance	2.71	mmhos/cm		0.0100	1	05/09/2025 11:45	WG2510815

Sample Narrative:

L1854708-02 WG2510815: at 25C

Metals (ICP) by Method 6010B-NE493 Ch 2

Analyte	Result mg/l	Qualifier	MDL mg/l	RDL mg/l	Dilution	Analysis date / time	Batch
Hot Water Sol. Boron	0.438		0.0167	0.200	1	05/10/2025 23:53	WG2508950

Metals (ICPMS) by Method 6020


Analyte	Result mg/kg	Qualifier	MDL mg/kg	RDL mg/kg	Dilution	Analysis date / time	Batch
Arsenic	3.55		0.100	1.00	5	05/09/2025 23:31	WG2509925
Barium	409		0.152	2.50	5	05/09/2025 23:31	WG2509925
Cadmium	0.238	<u>J</u>	0.0855	1.00	5	05/09/2025 23:31	WG2509925
Copper	10.6		0.132	5.00	5	05/09/2025 23:31	WG2509925
Lead	7.66		0.0990	2.00	5	05/09/2025 23:31	WG2509925
Nickel	9.15		0.197	2.50	5	05/09/2025 23:31	WG2509925
Selenium	0.823	<u>J</u>	0.180	2.50	5	05/09/2025 23:31	WG2509925
Silver	U		0.0865	0.500	5	05/09/2025 23:31	WG2509925
Zinc	41.4		0.740	25.0	5	05/09/2025 23:31	WG2509925

Volatile Organic Compounds (GC) by Method 8015D/GRO

Analyte	Result mg/kg	Qualifier	MDL mg/kg	RDL mg/kg	Dilution	Analysis date / time	Batch
TPH (GC/FID) Low Fraction	U		0.0217	0.100	1	05/08/2025 18:35	WG2510422
(S) a,a,a-Trifluorotoluene(FID)	87.8			77.0-120		05/08/2025 18:35	WG2510422

Volatile Organic Compounds (GC/MS) by Method 8260B

Analyte	Result mg/kg	Qualifier	MDL mg/kg	RDL mg/kg	Dilution	Analysis date / time	Batch
Benzene	U		0.000467	0.00100	1	05/09/2025 22:10	WG2510675
Toluene	U		0.00130	0.00500	1	05/09/2025 22:10	WG2510675
Ethylbenzene	U		0.000737	0.00250	1	05/09/2025 22:10	WG2510675
Xylenes, Total	U		0.000880	0.00650	1	05/09/2025 22:10	WG2510675
1,2,4-Trimethylbenzene	U		0.00158	0.00500	1	05/09/2025 22:10	WG2510675



Volatile Organic Compounds (GC/MS) by Method 8260B

Analyte	Result mg/kg	Qualifier	MDL mg/kg	RDL mg/kg	Dilution	Analysis date / time	Batch
1,3,5-Trimethylbenzene	U		0.00200	0.00500	1	05/09/2025 22:10	WG2510675
(S) Toluene-d8	108			75.0-131		05/09/2025 22:10	WG2510675
(S) 4-Bromofluorobenzene	97.8			67.0-138		05/09/2025 22:10	WG2510675
(S) 1,2-Dichloroethane-d4	82.3			70.0-130		05/09/2025 22:10	WG2510675

Semi-Volatile Organic Compounds (GC) by Method 8015M

Analyte	Result mg/kg	Qualifier	MDL mg/kg	RDL mg/kg	Dilution	Analysis date / time	Batch
C10-C28 Diesel Range	8.74		1.61	4.00	1	05/12/2025 13:43	WG2510312
C28-C36 Motor Oil Range	17.1		0.274	4.00	1	05/12/2025 13:43	WG2510312
(S) o-Terphenyl	53.4			18.0-148		05/12/2025 13:43	WG2510312

Semi Volatile Organic Compounds (GC/MS) by Method 8270E-SIM

Analyte	Result mg/kg	Qualifier	MDL mg/kg	RDL mg/kg	Dilution	Analysis date / time	Batch
Acenaphthene	U		0.00162	0.00600	1	05/09/2025 04:04	WG2509280
Anthracene	U		0.00163	0.00600	1	05/09/2025 04:04	WG2509280
Benzo(a)anthracene	0.00309	U	0.00200	0.00600	1	05/09/2025 04:04	WG2509280
Benzo(b)fluoranthene	0.00596	U	0.00275	0.00600	1	05/09/2025 04:04	WG2509280
Benzo(k)fluoranthene	0.00223	U	0.00213	0.00600	1	05/09/2025 04:04	WG2509280
Benzo(a)pyrene	0.00437	U	0.00163	0.00600	1	05/09/2025 04:04	WG2509280
Chrysene	0.00277	U	0.00206	0.00600	1	05/09/2025 04:04	WG2509280
Dibenz(a,h)anthracene	U		0.00201	0.00600	1	05/09/2025 04:04	WG2509280
Fluoranthene	0.00595	U	0.00239	0.00600	1	05/09/2025 04:04	WG2509280
Fluorene	U		0.00180	0.00600	1	05/09/2025 04:04	WG2509280
Indeno(1,2,3-cd)pyrene	0.00388	U	0.00234	0.00600	1	05/09/2025 04:04	WG2509280
1-Methylnaphthalene	U		0.00219	0.0200	1	05/09/2025 04:04	WG2509280
2-Methylnaphthalene	U		0.00571	0.0200	1	05/09/2025 04:04	WG2509280
Naphthalene	U		0.00579	0.0200	1	05/09/2025 04:04	WG2509280
Pyrene	0.00749		0.00205	0.00600	1	05/09/2025 04:04	WG2509280
(S) p-Terphenyl-d14	96.2			23.0-120		05/09/2025 04:04	WG2509280
(S) Nitrobenzene-d5	107			14.0-149		05/09/2025 04:04	WG2509280
(S) 2-Fluorobiphenyl	110			34.0-125		05/09/2025 04:04	WG2509280

1
Cp

2
Tc

3
Ss

4
Cn

5
Sr

6
Qc

7
Gl

8
Al

9
Sc

Method Blank (MB)

(MB) R4213147-1 05/11/25 18:17

Analyte	MB Result	MB Qualifier	MB MDL	MB RDL
Hexavalent Chromium	U		0.379	1.00

¹Cp

²Tc

³Ss

⁴Cn

⁵Sr

⁶Qc

⁷Gl

⁸Al

⁹Sc

L1854715-05 Original Sample (OS) • Duplicate (DUP)

(OS) L1854715-05 05/11/25 19:24 • (DUP) R4213147-3 05/11/25 19:33

Analyte	Original Result	DUP Result	Dilution	DUP RPD	DUP Qualifier	DUP RPD Limits
Hexavalent Chromium	U	U	1	0.000		20

L1854715-10 Original Sample (OS) • Duplicate (DUP)

(OS) L1854715-10 05/11/25 21:34 • (DUP) R4213147-8 05/11/25 21:43

Analyte	Original Result	DUP Result	Dilution	DUP RPD	DUP Qualifier	DUP RPD Limits
Hexavalent Chromium	U	U	1	0.000		20

Laboratory Control Sample (LCS)

(LCS) R4213147-2 05/11/25 18:26

Analyte	Spike Amount	LCS Result	LCS Rec.	Rec. Limits	LCS Qualifier
Hexavalent Chromium	10.0	9.45	94.5	80.0-120	

L1854715-08 Original Sample (OS) • Matrix Spike (MS) • Matrix Spike Duplicate (MSD)

(OS) L1854715-08 05/11/25 20:36 • (MS) R4213147-4 05/11/25 20:46 • (MSD) R4213147-5 05/11/25 20:55

Analyte	Spike Amount	Original Result	MS Result	MSD Result	MS Rec.	MSD Rec.	Dilution	Rec. Limits	MS Qualifier	MSD Qualifier	RPD	RPD Limits
Hexavalent Chromium	20.0	U	18.7	18.7	93.7	93.5	1	75.0-125			0.232	20

L1854715-08 Original Sample (OS) • Matrix Spike (MS)

(OS) L1854715-08 05/11/25 20:36 • (MS) R4213147-6 05/11/25 21:05

Analyte	Spike Amount	Original Result	MS Result	MS Rec.	Dilution	Rec. Limits	MS Qualifier
Hexavalent Chromium	636	U	704	111	50	75.0-125	

L1854127-06 Original Sample (OS) • Duplicate (DUP)

(OS) L1854127-06 05/09/25 00:00 • (DUP) R4212083-2 05/09/25 00:00

Analyte	Original Result	DUP Result	Dilution	DUP RPD	DUP Qualifier	DUP RPD Limits
	su	su		%		%
pH	8.01	8.00	1	0.125		1

¹Cp

²Tc

³Ss

L1854708-02 Original Sample (OS) • Duplicate (DUP)

(OS) L1854708-02 05/09/25 00:00 • (DUP) R4212083-3 05/09/25 00:00

Analyte	Original Result	DUP Result	Dilution	DUP RPD	DUP Qualifier	DUP RPD Limits
	su	su		%		%
pH	7.79	7.79	1	0.000		1

⁴Cn

⁵Sr

⁶Qc

Laboratory Control Sample (LCS)

(LCS) R4212083-1 05/09/25 00:00

Analyte	Spike Amount	LCS Result	LCS Rec.	Rec. Limits	LCS Qualifier
	su	su	%	%	
pH	10.0	10.0	100	99.0-101	

⁷Gl

⁸Al

⁹Sc

L1854127-02 Original Sample (OS) • Duplicate (DUP)

(OS) L1854127-02 05/09/25 05:48 • (DUP) R4212138-2 05/09/25 05:48

Analyte	Original Result	DUP Result	Dilution	DUP RPD	DUP Qualifier	DUP RPD Limits
	su	su		%		%
pH	7.89	7.89	1	0.000		1

L1854708-01 Original Sample (OS) • Duplicate (DUP)

(OS) L1854708-01 05/09/25 05:48 • (DUP) R4212138-3 05/09/25 05:48

Analyte	Original Result	DUP Result	Dilution	DUP RPD	DUP Qualifier	DUP RPD Limits
	su	su		%		%
pH	8.06	8.07	1	0.124		1

Laboratory Control Sample (LCS)

(LCS) R4212138-1 05/09/25 05:48

Analyte	Spike Amount	LCS Result	LCS Rec.	Rec. Limits	LCS Qualifier
	su	su	%	%	
pH	10.0	9.97	99.7	99.0-101	

¹Cp

²Tc

³Ss

⁴Cn

⁵Sr

⁶Qc

⁷Gl

⁸Al

⁹Sc

Method Blank (MB)

(MB) R4212257-1 05/09/25 11:45

Analyte	MB Result	MB Qualifier	MB MDL	MB RDL
Specific Conductance	U		0.0100	0.0100

Sample Narrative:

BLANK: at 25C

L1854302-03 Original Sample (OS) • Duplicate (DUP)

(OS) L1854302-03 05/09/25 11:45 • (DUP) R4212257-3 05/09/25 11:45

Analyte	Original Result	DUP Result	Dilution	DUP RPD	DUP Qualifier	DUP RPD Limits
Specific Conductance	0.0786	0.0782	1	0.510		20

Sample Narrative:

OS: at 25C
DUP: at 25C

L1854686-01 Original Sample (OS) • Duplicate (DUP)

(OS) L1854686-01 05/09/25 11:45 • (DUP) R4212257-4 05/09/25 11:45

Analyte	Original Result	DUP Result	Dilution	DUP RPD	DUP Qualifier	DUP RPD Limits
Specific Conductance	0.210	0.207	1	1.15		20

Sample Narrative:

OS: at 25C
DUP: at 25C

Laboratory Control Sample (LCS)

(LCS) R4212257-2 05/09/25 11:45

Analyte	Spike Amount	LCS Result	LCS Rec.	Rec. Limits	LCS Qualifier
Specific Conductance	1.13	1.07	94.5	85.0-115	

Sample Narrative:

LCS: at 25C



Method Blank (MB)

(MB) R4212483-1 05/09/25 16:18

Analyte	MB Result	MB Qualifier	MB MDL	MB RDL
Specific Conductance	U		0.0100	0.0100

Sample Narrative:

BLANK: at 25C

L1854302-01 Original Sample (OS) • Duplicate (DUP)

(OS) L1854302-01 05/09/25 16:18 • (DUP) R4212483-3 05/09/25 16:18

Analyte	Original Result	DUP Result	Dilution	DUP RPD	DUP Qualifier	DUP RPD Limits
Specific Conductance	0.0620	0.0619	1	0.161		20

Sample Narrative:

OS: at 25C
DUP: at 25C

L1854705-01 Original Sample (OS) • Duplicate (DUP)

(OS) L1854705-01 05/09/25 16:18 • (DUP) R4212483-4 05/09/25 16:18

Analyte	Original Result	DUP Result	Dilution	DUP RPD	DUP Qualifier	DUP RPD Limits
Specific Conductance	0.640	0.637	1	0.470		20

Sample Narrative:

OS: at 25C
DUP: at 25C

Laboratory Control Sample (LCS)

(LCS) R4212483-2 05/09/25 16:18

Analyte	Spike Amount	LCS Result	LCS Rec.	Rec. Limits	LCS Qualifier
Specific Conductance	1.13	1.04	92.2	90.0-110	

Sample Narrative:

LCS: at 25C



Method Blank (MB)

(MB) R4212982-4 05/10/25 22:45

Analyte	MB Result mg/l	MB Qualifier	MB MDL mg/l	MB RDL mg/l
Hot Water Sol. Boron	U		0.0167	0.200

Laboratory Control Sample (LCS) • Laboratory Control Sample Duplicate (LCSD)

(LCS) R4212982-5 05/10/25 22:47 • (LCSD) R4212982-6 05/10/25 22:50

Analyte	Spike Amount mg/l	LCS Result mg/l	LCSD Result mg/l	LCS Rec. %	LCSD Rec. %	Rec. Limits %	LCS Qualifier	LCSD Qualifier	RPD %	RPD Limits %
Hot Water Sol. Boron	1.00	1.01	1.01	101	101	80.0-120			0.248	20

¹Cp

²Tc

³Ss

⁴Cn

⁵Sr

⁶Qc

⁷Gl

⁸Al

⁹Sc

Method Blank (MB)

(MB) R4212791-1 05/10/25 11:29

Analyte	MB Result mg/l	MB Qualifier	MB MDL mg/l	MB RDL mg/l
Hot Water Sol. Boron	U		0.0167	0.200

Laboratory Control Sample (LCS) • Laboratory Control Sample Duplicate (LCSD)

(LCS) R4212791-2 05/10/25 11:30 • (LCSD) R4212791-3 05/10/25 11:32

Analyte	Spike Amount mg/l	LCS Result mg/l	LCSD Result mg/l	LCS Rec. %	LCSD Rec. %	Rec. Limits %	LCS Qualifier	LCSD Qualifier	RPD %	RPD Limits %
Hot Water Sol. Boron	1.00	1.04	1.04	104	104	80.0-120			0.167	20

¹Cp

²Tc

³Ss

⁴Cn

⁵Sr

⁶Qc

⁷Gl

⁸Al

⁹Sc

Method Blank (MB)

(MB) R4212612-1 05/09/25 22:31

Analyte	MB Result mg/kg	MB Qualifier	MB MDL mg/kg	MB RDL mg/kg
Arsenic	U		0.100	1.00
Barium	U		0.152	2.50
Cadmium	U		0.0855	1.00
Copper	U		0.133	5.00
Lead	U		0.0990	2.00
Nickel	U		0.197	2.50
Selenium	U		0.180	2.50
Silver	U		0.0865	0.500
Zinc	U		0.740	25.0

¹Cp

²Tc

³Ss

⁴Cn

⁵Sr

⁶Qc

Laboratory Control Sample (LCS)

(LCS) R4212612-2 05/09/25 22:34

Analyte	Spike Amount mg/kg	LCS Result mg/kg	LCS Rec. %	Rec. Limits %	LCS Qualifier
Arsenic	100	98.2	98.2	80.0-120	
Barium	100	94.1	94.1	80.0-120	
Cadmium	100	98.6	98.6	80.0-120	
Copper	100	91.8	91.8	80.0-120	
Lead	100	91.8	91.8	80.0-120	
Nickel	100	102	102	80.0-120	
Selenium	100	95.7	95.7	80.0-120	
Silver	20.0	19.5	97.4	80.0-120	
Zinc	100	96.2	96.2	80.0-120	

⁷Gl

⁸Al

⁹Sc

L1854467-05 Original Sample (OS) • Matrix Spike (MS) • Matrix Spike Duplicate (MSD)

(OS) L1854467-05 05/09/25 22:37 • (MS) R4212612-5 05/09/25 22:47 • (MSD) R4212612-6 05/09/25 22:51

Analyte	Spike Amount mg/kg	Original Result mg/kg	MS Result mg/kg	MSD Result mg/kg	MS Rec. %	MSD Rec. %	Dilution	Rec. Limits %	MS Qualifier	MSD Qualifier	RPD %	RPD Limits %
Arsenic	99.8	11.8	107	107	95.0	95.0	5	75.0-125			0.0163	20
Barium	99.8	92.2	170	187	77.7	94.4	5	75.0-125			9.38	20
Cadmium	99.8	0.0935	97.2	92.9	97.1	92.8	5	75.0-125			4.53	20
Copper	99.8	17.3	105	102	88.2	84.6	5	75.0-125			3.50	20
Lead	99.8	12.6	102	99.5	89.6	86.9	5	75.0-125			2.65	20
Nickel	99.8	11.4	107	105	95.2	93.9	5	75.0-125			1.19	20
Selenium	99.8	0.845	96.7	95.8	95.9	95.0	5	75.0-125			0.980	20
Silver	20.0	U	19.5	19.0	97.5	94.8	5	75.0-125			2.75	20
Zinc	99.8	44.4	132	136	87.2	91.5	5	75.0-125			3.18	20

Method Blank (MB)

(MB) R4212052-3 05/08/25 14:00

Analyte	MB Result mg/kg	MB Qualifier	MB MDL mg/kg	MB RDL mg/kg
TPH (GC/FID) Low Fraction	U		0.0217	0.100
(S) a,a,a-Trifluorotoluene(FID)	95.9			77.0-120

Laboratory Control Sample (LCS) • Laboratory Control Sample Duplicate (LCSD)

(LCS) R4212052-1 05/08/25 13:02 • (LCSD) R4212052-2 05/08/25 13:21

Analyte	Spike Amount mg/kg	LCS Result mg/kg	LCSD Result mg/kg	LCS Rec. %	LCSD Rec. %	Rec. Limits %	LCS Qualifier	LCSD Qualifier	RPD %	RPD Limits %
TPH (GC/FID) Low Fraction	5.00	4.79	5.17	95.8	103	72.0-127			7.63	20
(S) a,a,a-Trifluorotoluene(FID)				98.3	99.3	77.0-120				

- 1 Cp
- 2 Tc
- 3 Ss
- 4 Cn
- 5 Sr
- 6 Qc
- 7 Gl
- 8 Al
- 9 Sc

Method Blank (MB)

(MB) R4212984-3 05/09/25 20:30

Analyte	MB Result	MB Qualifier	MB MDL	MB RDL
	mg/kg		mg/kg	mg/kg
Benzene	U		0.000467	0.00100
Toluene	U		0.00130	0.00500
Ethylbenzene	U		0.000737	0.00250
Xylenes, Total	U		0.000880	0.00650
1,2,4-Trimethylbenzene	U		0.00158	0.00500
1,3,5-Trimethylbenzene	U		0.00200	0.00500
(S) Toluene-d8	108			75.0-131
(S) 4-Bromofluorobenzene	96.5			67.0-138
(S) 1,2-Dichloroethane-d4	83.2			70.0-130

Laboratory Control Sample (LCS) • Laboratory Control Sample Duplicate (LCSD)

(LCS) R4212984-1 05/09/25 18:50 • (LCSD) R4212984-2 05/09/25 19:10

Analyte	Spike Amount	LCS Result	LCSD Result	LCS Rec.	LCSD Rec.	Rec. Limits	LCS Qualifier	LCSD Qualifier	RPD	RPD Limits
	mg/kg	mg/kg	mg/kg	%	%	%			%	%
Benzene	0.125	0.117	0.118	93.6	94.4	70.0-123			0.851	20
Toluene	0.125	0.137	0.140	110	112	75.0-121			2.17	20
Ethylbenzene	0.125	0.134	0.139	107	111	74.0-126			3.66	20
Xylenes, Total	0.375	0.378	0.391	101	104	72.0-127			3.38	20
1,2,4-Trimethylbenzene	0.125	0.123	0.124	98.4	99.2	70.0-126			0.810	20
1,3,5-Trimethylbenzene	0.125	0.122	0.125	97.6	100	73.0-127			2.43	20
(S) Toluene-d8				108	108	75.0-131				
(S) 4-Bromofluorobenzene				93.8	95.7	67.0-138				
(S) 1,2-Dichloroethane-d4				86.8	86.8	70.0-130				

L1854684-01 Original Sample (OS) • Matrix Spike (MS) • Matrix Spike Duplicate (MSD)

(OS) L1854684-01 05/10/25 03:10 • (MS) R4212984-4 05/10/25 03:30 • (MSD) R4212984-5 05/10/25 03:50

Analyte	Spike Amount	Original Result	MS Result	MSD Result	MS Rec.	MSD Rec.	Dilution	Rec. Limits	MS Qualifier	MSD Qualifier	RPD	RPD Limits
	mg/kg	mg/kg	mg/kg	mg/kg	%	%		%			%	%
Benzene	2.50	U	1.44	2.56	57.6	102	20	10.0-149		J3	56.0	37
Toluene	2.50	U	1.61	2.83	64.4	113	20	10.0-156		J3	55.0	38
Ethylbenzene	2.50	0.336	2.12	3.32	71.4	119	20	10.0-160		J3	44.1	38
Xylenes, Total	7.50	58.4	79.0	79.4	275	280	20	10.0-160	V	V	0.505	38
1,2,4-Trimethylbenzene	2.50	31.6	42.0	42.2	416	424	20	10.0-160	V	V	0.475	36
1,3,5-Trimethylbenzene	2.50	31.1	41.8	41.1	428	400	20	10.0-160	V	V	1.69	38
(S) Toluene-d8					101	102		75.0-131				
(S) 4-Bromofluorobenzene					119	118		67.0-138				
(S) 1,2-Dichloroethane-d4					86.5	89.3		70.0-130				

1 Cp

2 Tc

3 Ss

4 Cn

5 Sr

6 Qc

7 Gl

8 Al

9 Sc

Method Blank (MB)

(MB) R4213715-1 05/12/25 09:55

Analyte	MB Result	MB Qualifier	MB MDL	MB RDL
	mg/kg		mg/kg	mg/kg
C10-C28 Diesel Range	U		1.61	4.00
C28-C36 Motor Oil Range	U		0.274	4.00
(S) o-Terphenyl	60.7			18.0-148

Laboratory Control Sample (LCS)

(LCS) R4213715-2 05/12/25 10:09

Analyte	Spike Amount	LCS Result	LCS Rec.	Rec. Limits	LCS Qualifier
	mg/kg	mg/kg	%	%	
C10-C28 Diesel Range	50.0	39.7	79.4	50.0-150	
(S) o-Terphenyl			72.1	18.0-148	

L1854708-02 Original Sample (OS) • Matrix Spike (MS) • Matrix Spike Duplicate (MSD)

(OS) L1854708-02 05/12/25 13:43 • (MS) R4213715-3 05/12/25 13:57 • (MSD) R4213715-4 05/12/25 14:11

Analyte	Spike Amount	Original Result	MS Result	MSD Result	MS Rec.	MSD Rec.	Dilution	Rec. Limits	MS Qualifier	MSD Qualifier	RPD	RPD Limits
	mg/kg	mg/kg	mg/kg	mg/kg	%	%		%			%	%
C10-C28 Diesel Range	48.9	8.74	56.4	54.3	97.5	93.9	1	50.0-150			3.79	20
(S) o-Terphenyl					62.4	69.7		18.0-148				

1 Cp

2 Tc

3 Ss

4 Cn

5 Sr

6 Qc

7 Gl

8 Al

9 Sc

Method Blank (MB)

(MB) R4212117-2 05/08/25 23:03

Analyte	MB Result mg/kg	MB Qualifier	MB MDL mg/kg	MB RDL mg/kg
Acenaphthene	U		0.00162	0.00600
Anthracene	U		0.00163	0.00600
Benzo(a)anthracene	U		0.00200	0.00600
Benzo(b)fluoranthene	U		0.00275	0.00600
Benzo(k)fluoranthene	U		0.00213	0.00600
Benzo(a)pyrene	U		0.00163	0.00600
Chrysene	U		0.00206	0.00600
Dibenz(a,h)anthracene	U		0.00201	0.00600
Fluoranthene	U		0.00239	0.00600
Fluorene	U		0.00180	0.00600
Indeno(1,2,3-cd)pyrene	U		0.00234	0.00600
1-Methylnaphthalene	U		0.00219	0.0200
2-Methylnaphthalene	U		0.00571	0.0200
Naphthalene	U		0.00579	0.0200
Pyrene	U		0.00205	0.00600
(S) p-Terphenyl-d14	95.6			23.0-120
(S) Nitrobenzene-d5	99.5			14.0-149
(S) 2-Fluorobiphenyl	96.4			34.0-125

¹Cp

²Tc

³Ss

⁴Cn

⁵Sr

⁶Qc

⁷Gl

⁸Al

⁹Sc

Laboratory Control Sample (LCS)

(LCS) R4212117-1 05/08/25 22:45

Analyte	Spike Amount mg/kg	LCS Result mg/kg	LCS Rec. %	Rec. Limits %	LCS Qualifier
Acenaphthene	0.0800	0.0736	92.0	50.0-120	
Anthracene	0.0800	0.0756	94.5	50.0-126	
Benzo(a)anthracene	0.0800	0.0770	96.3	45.0-120	
Benzo(b)fluoranthene	0.0800	0.0747	93.4	42.0-121	
Benzo(k)fluoranthene	0.0800	0.0704	88.0	49.0-125	
Benzo(a)pyrene	0.0800	0.0641	80.1	42.0-120	
Chrysene	0.0800	0.0818	102	49.0-122	
Dibenz(a,h)anthracene	0.0800	0.0755	94.4	47.0-125	
Fluoranthene	0.0800	0.0802	100	49.0-129	
Fluorene	0.0800	0.0800	100	49.0-120	
Indeno(1,2,3-cd)pyrene	0.0800	0.0713	89.1	46.0-125	
1-Methylnaphthalene	0.0800	0.0779	97.4	51.0-121	
2-Methylnaphthalene	0.0800	0.0737	92.1	50.0-120	
Naphthalene	0.0800	0.0743	92.9	50.0-120	
Pyrene	0.0800	0.0763	95.4	43.0-123	

Laboratory Control Sample (LCS)

(LCS) R4212117-1 05/08/25 22:45

Analyte	Spike Amount mg/kg	LCS Result mg/kg	LCS Rec. %	Rec. Limits %	LCS Qualifier
(S) p-Terphenyl-d14			99.9	23.0-120	
(S) Nitrobenzene-d5			118	14.0-149	
(S) 2-Fluorobiphenyl			102	34.0-125	

L1854711-07 Original Sample (OS) • Matrix Spike (MS) • Matrix Spike Duplicate (MSD)

(OS) L1854711-07 05/09/25 02:36 • (MS) R4212117-3 05/09/25 02:53 • (MSD) R4212117-4 05/09/25 03:11

Analyte	Spike Amount mg/kg	Original Result mg/kg	MS Result mg/kg	MSD Result mg/kg	MS Rec. %	MSD Rec. %	Dilution	Rec. Limits %	MS Qualifier	MSD Qualifier	RPD %	RPD Limits %
Acenaphthene	0.0772	U	0.0582	0.0627	75.4	81.2	1	14.0-127			7.44	27
Anthracene	0.0772	U	0.0611	0.0647	79.1	83.8	1	10.0-145			5.72	30
Benzo(a)anthracene	0.0772	U	0.0626	0.0648	81.1	83.9	1	10.0-139			3.45	30
Benzo(b)fluoranthene	0.0772	U	0.0586	0.0638	75.9	82.6	1	10.0-140			8.50	36
Benzo(k)fluoranthene	0.0772	U	0.0611	0.0610	79.1	79.0	1	10.0-137			0.164	31
Benzo(a)pyrene	0.0772	U	0.0596	0.0623	77.2	80.7	1	10.0-141			4.43	31
Chrysene	0.0772	U	0.0673	0.0702	87.2	90.9	1	10.0-145			4.22	30
Dibenz(a,h)anthracene	0.0772	U	0.0633	0.0663	82.0	85.9	1	10.0-132			4.63	31
Fluoranthene	0.0772	U	0.0648	0.0693	83.9	89.8	1	10.0-153			6.71	33
Fluorene	0.0772	U	0.0646	0.0693	83.7	89.8	1	11.0-130			7.02	29
Indeno(1,2,3-cd)pyrene	0.0772	U	0.0593	0.0624	76.8	80.8	1	10.0-137			5.09	32
1-Methylnaphthalene	0.0772	U	0.0650	0.0721	84.2	93.4	1	10.0-142			10.4	28
2-Methylnaphthalene	0.0772	U	0.0630	0.0688	81.6	89.1	1	10.0-137			8.80	28
Naphthalene	0.0772	U	0.0584	0.0635	75.6	82.3	1	10.0-135			8.37	27
Pyrene	0.0772	U	0.0625	0.0657	81.0	85.1	1	10.0-148			4.99	35
(S) p-Terphenyl-d14					82.5	89.1		23.0-120				
(S) Nitrobenzene-d5					100	102		14.0-149				
(S) 2-Fluorobiphenyl					96.1	101		34.0-125				

1 Cp

2 Tc

3 Ss

4 Cn

5 Sr

6 Qc

7 Gl

8 Al

9 Sc

GLOSSARY OF TERMS

Guide to Reading and Understanding Your Laboratory Report

The information below is designed to better explain the various terms used in your report of analytical results from the Laboratory. This is not intended as a comprehensive explanation, and if you have additional questions please contact your project representative.

Results Disclaimer - Information that may be provided by the customer, and contained within this report, include Permit Limits, Project Name, Sample ID, Sample Matrix, Sample Preservation, Field Blanks, Field Spikes, Field Duplicates, On-Site Data, Sampling Collection Dates/Times, and Sampling Location. Results relate to the accuracy of this information provided, and as the samples are received.

Abbreviations and Definitions

MDL	Method Detection Limit.
RDL	Reported Detection Limit.
Rec.	Recovery.
RPD	Relative Percent Difference.
SDG	Sample Delivery Group.
(S)	Surrogate (Surrogate Standard) - Analytes added to every blank, sample, Laboratory Control Sample/Duplicate and Matrix Spike/Duplicate; used to evaluate analytical efficiency by measuring recovery. Surrogates are not expected to be detected in all environmental media.
U	Not detected at the Reporting Limit (or MDL where applicable).
Analyte	The name of the particular compound or analysis performed. Some Analyses and Methods will have multiple analytes reported.
Dilution	If the sample matrix contains an interfering material, the sample preparation volume or weight values differ from the standard, or if concentrations of analytes in the sample are higher than the highest limit of concentration that the laboratory can accurately report, the sample may be diluted for analysis. If a value different than 1 is used in this field, the result reported has already been corrected for this factor.
Limits	These are the target % recovery ranges or % difference value that the laboratory has historically determined as normal for the method and analyte being reported. Successful QC Sample analysis will target all analytes recovered or duplicated within these ranges.
Original Sample	The non-spiked sample in the prep batch used to determine the Relative Percent Difference (RPD) from a quality control sample. The Original Sample may not be included within the reported SDG.
Qualifier	This column provides a letter and/or number designation that corresponds to additional information concerning the result reported. If a Qualifier is present, a definition per Qualifier is provided within the Glossary and Definitions page and potentially a discussion of possible implications of the Qualifier in the Case Narrative if applicable.
Result	The actual analytical final result (corrected for any sample specific characteristics) reported for your sample. If there was no measurable result returned for a specific analyte, the result in this column may state "ND" (Not Detected) or "BDL" (Below Detectable Levels). The information in the results column should always be accompanied by either an MDL (Method Detection Limit) or RDL (Reporting Detection Limit) that defines the lowest value that the laboratory could detect or report for this analyte.
Uncertainty (Radiochemistry)	Confidence level of 2 sigma.
Case Narrative (Cn)	A brief discussion about the included sample results, including a discussion of any non-conformances to protocol observed either at sample receipt by the laboratory from the field or during the analytical process. If present, there will be a section in the Case Narrative to discuss the meaning of any data qualifiers used in the report.
Quality Control Summary (Qc)	This section of the report includes the results of the laboratory quality control analyses required by procedure or analytical methods to assist in evaluating the validity of the results reported for your samples. These analyses are not being performed on your samples typically, but on laboratory generated material.
Sample Chain of Custody (Sc)	This is the document created in the field when your samples were initially collected. This is used to verify the time and date of collection, the person collecting the samples, and the analyses that the laboratory is requested to perform. This chain of custody also documents all persons (excluding commercial shippers) that have had control or possession of the samples from the time of collection until delivery to the laboratory for analysis.
Sample Results (Sr)	This section of your report will provide the results of all testing performed on your samples. These results are provided by sample ID and are separated by the analyses performed on each sample. The header line of each analysis section for each sample will provide the name and method number for the analysis reported.
Sample Summary (Ss)	This section of the Analytical Report defines the specific analyses performed for each sample ID, including the dates and times of preparation and/or analysis.

Qualifier Description

J	The identification of the analyte is acceptable; the reported value is an estimate.
J3	The associated batch QC was outside the established quality control range for precision.
T8	Sample(s) received past/too close to holding time expiration.
V	The sample concentration is too high to evaluate accurate spike recoveries.

1 Cp

2 Tc

3 Ss

4 Cn

5 Sr

6 Qc

7 GI

8 AI

9 Sc

ACCREDITATIONS & LOCATIONS

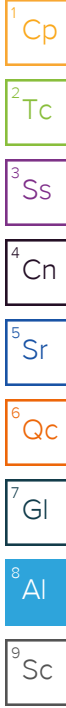
Pace Analytical National 12065 Lebanon Rd Mount Juliet, TN 37122

Alabama	40660	Nebraska	NE-OS-15-05
Alaska	17-026	Nevada	TN000032021-1
Arizona	AZ0612	New Hampshire	2975
Arkansas	88-0469	New Jersey–NELAP	TN002
California	2932	New Mexico ¹	TN00003
Colorado	TN00003	New York	11742
Connecticut	PH-0197	North Carolina	Env375
Florida	E87487	North Carolina ¹	DW21704
Georgia	NELAP	North Carolina ³	41
Georgia ¹	923	North Dakota	R-140
Idaho	TN00003	Ohio–VAP	CL0069
Illinois	200008	Oklahoma	9915
Indiana	C-TN-01	Oregon	TN200002
Iowa	364	Pennsylvania	68-02979
Kansas	E-10277	Rhode Island	LA000356
Kentucky ^{1,6}	KY90010	South Carolina	84004002
Kentucky ²	16	South Dakota	n/a
Louisiana	AI30792	Tennessee ^{1,4}	2006
Louisiana	LA018	Texas	T104704245-20-18
Maine	TN00003	Texas ⁵	LAB0152
Maryland	324	Utah	TN000032021-11
Massachusetts	M-TN003	Vermont	VT2006
Michigan	9958	Virginia	110033
Minnesota	047-999-395	Washington	C847
Mississippi	TN00003	West Virginia	233
Missouri	340	Wisconsin	998093910
Montana	CERT0086	Wyoming	A2LA
A2LA – ISO 17025	1461.01	AIHA-LAP,LLC EMLAP	100789
A2LA – ISO 17025 ⁵	1461.02	DOD	1461.01
Canada	1461.01	USDA	P330-15-00234
EPA–Crypto	TN00003		

¹ Drinking Water ² Underground Storage Tanks ³ Aquatic Toxicity ⁴ Chemical/Microbiological ⁵ Mold ⁶ Wastewater n/a Accreditation not applicable

* Not all certifications held by the laboratory are applicable to the results reported in the attached report.

* Accreditation is only applicable to the test methods specified on each scope of accreditation held by Pace Analytical.



Multiple Parcel Form

L# 17854708

Parcel Tracking Number	Infrared Thermometer ID	Temperature Reading (°C)	Correction Factor (°C)	Corrected Temperature (°C)	Custody Seal Intact
SW	TLA9	1.6	+0.4	2.0	Yes / No / Not Present
SW	TLA9	1.7	+0.4	2.1	Yes / No / Not Present
SW	TLA9	1.9	+0.4	1.8	Yes / No / Not Present
					Yes / No / Not Present
					Yes / No / Not Present
					Yes / No / Not Present
					Yes / No / Not Present
					Yes / No / Not Present
					Yes / No / Not Present
					Yes / No / Not Present
					Yes / No / Not Present
					Yes / No / Not Present
					Yes / No / Not Present
					Yes / No / Not Present
					Yes / No / Not Present
					Yes / No / Not Present
					Yes / No / Not Present
					Yes / No / Not Present
					Yes / No / Not Present
					Yes / No / Not Present

Gordon Orger

5/3/25

Name

Date