

Occidental Petroleum Corporation

Sample Delivery Group: L1858073

Samples Received: 05/13/2025

Project Number:

Description: Miller 7-10

Report To: Daniel Coloccia
PO Box 4995
The Woodlands, TX 77387

Entire Report Reviewed By:



Chris Ward
Project Manager

Results relate only to the items tested or calibrated and are reported as rounded values. This test report shall not be reproduced, except in full, without written approval of the laboratory. Where applicable, sampling conducted by Pace Analytical National is performed per guidance provided in laboratory standard operating procedures ENV-SOP-MTJL-0067 and ENV-SOP-MTJL-0068. Where sampling conducted by the customer, results relate to the accuracy of the information provided, and as the samples are received.

Pace Analytical National

12065 Lebanon Rd Mount Juliet, TN 37122 615-758-5858 800-767-5859 mydata.pacelabs.com

TABLE OF CONTENTS

Cp: Cover Page	1
Tc: Table of Contents	2
Ss: Sample Summary	3
Cn: Case Narrative	5
Sr: Sample Results	6
WH-B01@6' L1858073-01	6
WH-RIS@4' L1858073-02	8
WH-BG01@3' L1858073-03	10
WH-BG01@6' L1858073-04	11
WH-BG02@3' L1858073-05	12
WH-BG02@6' L1858073-06	13
WH-BG03@3' L1858073-07	14
WH-BG03@6' L1858073-08	15
Qc: Quality Control Summary	16
Wet Chemistry by Method 7199	16
Wet Chemistry by Method 9045D	17
Wet Chemistry by Method 9050AMod	20
Metals (ICP) by Method 6010B-NE493 Ch 2	23
Metals (ICPMS) by Method 6020	26
Volatile Organic Compounds (GC) by Method 8015D/GRO	28
Volatile Organic Compounds (GC/MS) by Method 8260D	29
Semi-Volatile Organic Compounds (GC) by Method 8015M	31
Semi Volatile Organic Compounds (GC/MS) by Method 8270E-SIM	32
Gl: Glossary of Terms	34
Al: Accreditations & Locations	35
Sc: Sample Chain of Custody	36

¹ Cp
² Tc
³ Ss
⁴ Cn
⁵ Sr
⁶ Qc
⁷ Gl
⁸ Al
⁹ Sc

SAMPLE SUMMARY

WH-B01@6' L1858073-01

Collected by: **Rocko F.**
 Collected date/time: **05/12/25 12:30**
 Received date/time: **05/13/25 08:45**

Method	Batch	Dilution	Preparation date/time	Analysis date/time	Analyst	Location
Calculated Results	WG2515838	1	05/16/25 15:58	05/16/25 15:58	BAG	Mt. Juliet, TN
Wet Chemistry by Method 7199	WG2514898	1	05/14/25 14:14	05/15/25 05:24	EKB	Mt. Juliet, TN
Wet Chemistry by Method 9045D	WG2516417	1	05/16/25 08:21	05/16/25 08:32	RJP	Mt. Juliet, TN
Wet Chemistry by Method 9050AMod	WG2516418	1	05/16/25 08:23	05/16/25 16:20	KRB	Mt. Juliet, TN
Metals (ICP) by Method 6010B-NE493 Ch 2	WG2515850	1	05/15/25 16:09	05/16/25 11:37	RLS	Mt. Juliet, TN
Metals (ICPMS) by Method 6020	WG2515412	5	05/19/25 22:21	05/20/25 11:32	SJM	Mt. Juliet, TN
Volatile Organic Compounds (GC) by Method 8015D/GRO	WG2516209	1	05/15/25 15:54	05/16/25 02:33	CDD	Mt. Juliet, TN
Volatile Organic Compounds (GC/MS) by Method 8260D	WG2517053	1	05/15/25 15:54	05/17/25 11:42	JHH	Mt. Juliet, TN
Volatile Organic Compounds (GC/MS) by Method 8260D	WG2519543	1	05/15/25 15:54	05/21/25 10:49	KST	Mt. Juliet, TN
Semi-Volatile Organic Compounds (GC) by Method 8015M	WG2516546	1	05/16/25 14:08	05/17/25 04:47	JAS	Mt. Juliet, TN
Semi Volatile Organic Compounds (GC/MS) by Method 8270E-SIM	WG2515088	1	05/15/25 11:22	05/16/25 02:42	TKW	Mt. Juliet, TN



WH-RIS@4' L1858073-02

Collected by: **Rocko F.**
 Collected date/time: **05/12/25 12:34**
 Received date/time: **05/13/25 08:45**

Method	Batch	Dilution	Preparation date/time	Analysis date/time	Analyst	Location
Calculated Results	WG2516547	1	05/19/25 08:47	05/19/25 08:47	MAP	Mt. Juliet, TN
Wet Chemistry by Method 7199	WG2514898	1	05/14/25 14:14	05/15/25 05:45	EKB	Mt. Juliet, TN
Wet Chemistry by Method 9045D	WG2518013	1	05/18/25 19:02	05/19/25 08:55	RJP	Mt. Juliet, TN
Wet Chemistry by Method 9050AMod	WG2518016	1	05/18/25 19:04	05/19/25 14:12	BJM	Mt. Juliet, TN
Metals (ICP) by Method 6010B-NE493 Ch 2	WG2520042	1	05/21/25 15:06	05/22/25 00:43	RLS	Mt. Juliet, TN
Metals (ICPMS) by Method 6020	WG2515412	5	05/19/25 22:21	05/20/25 11:35	SJM	Mt. Juliet, TN
Volatile Organic Compounds (GC) by Method 8015D/GRO	WG2516209	1	05/15/25 15:54	05/16/25 02:56	CDD	Mt. Juliet, TN
Volatile Organic Compounds (GC/MS) by Method 8260D	WG2517053	1	05/15/25 15:54	05/17/25 12:02	JHH	Mt. Juliet, TN
Volatile Organic Compounds (GC/MS) by Method 8260D	WG2519543	1	05/15/25 15:54	05/21/25 11:09	KST	Mt. Juliet, TN
Semi-Volatile Organic Compounds (GC) by Method 8015M	WG2516546	1	05/16/25 14:08	05/17/25 05:00	JAS	Mt. Juliet, TN
Semi Volatile Organic Compounds (GC/MS) by Method 8270E-SIM	WG2515088	1	05/15/25 11:22	05/16/25 03:00	TKW	Mt. Juliet, TN

WH-BG01@3' L1858073-03

Collected by: **Rocko F.**
 Collected date/time: **05/12/25 12:00**
 Received date/time: **05/13/25 08:45**

Method	Batch	Dilution	Preparation date/time	Analysis date/time	Analyst	Location
Calculated Results	WG2515838	1	05/16/25 15:59	05/16/25 15:59	BAG	Mt. Juliet, TN
Wet Chemistry by Method 7199	WG2514898	1	05/14/25 14:14	05/15/25 05:55	EKB	Mt. Juliet, TN
Wet Chemistry by Method 9045D	WG2516417	1	05/16/25 08:21	05/16/25 08:32	RJP	Mt. Juliet, TN
Wet Chemistry by Method 9050AMod	WG2516418	1	05/16/25 08:23	05/16/25 16:20	KRB	Mt. Juliet, TN
Metals (ICP) by Method 6010B-NE493 Ch 2	WG2515850	1	05/15/25 16:09	05/16/25 11:39	RLS	Mt. Juliet, TN
Metals (ICPMS) by Method 6020	WG2515412	5	05/19/25 22:21	05/20/25 11:38	SJM	Mt. Juliet, TN

WH-BG01@6' L1858073-04

Collected by: **Rocko F.**
 Collected date/time: **05/12/25 12:02**
 Received date/time: **05/13/25 08:45**

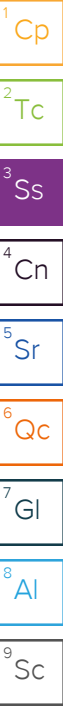
Method	Batch	Dilution	Preparation date/time	Analysis date/time	Analyst	Location
Calculated Results	WG2515838	1	05/16/25 16:01	05/16/25 16:01	BAG	Mt. Juliet, TN
Wet Chemistry by Method 7199	WG2514898	1	05/14/25 14:14	05/15/25 06:06	EKB	Mt. Juliet, TN
Wet Chemistry by Method 9045D	WG2516417	1	05/16/25 08:21	05/16/25 08:32	RJP	Mt. Juliet, TN
Wet Chemistry by Method 9050AMod	WG2516418	1	05/16/25 08:23	05/16/25 16:20	KRB	Mt. Juliet, TN
Metals (ICP) by Method 6010B-NE493 Ch 2	WG2515850	1	05/15/25 16:09	05/16/25 11:40	RLS	Mt. Juliet, TN
Metals (ICPMS) by Method 6020	WG2515412	5	05/19/25 22:21	05/20/25 11:41	SJM	Mt. Juliet, TN

SAMPLE SUMMARY

WH-BG02@3' L1858073-05

Collected by: Rocko F. Collected date/time: 05/12/25 12:04 Received date/time: 05/13/25 08:45

Method	Batch	Dilution	Preparation date/time	Analysis date/time	Analyst	Location
Calculated Results	WG2515838	1	05/16/25 16:03	05/16/25 16:03	BAG	Mt. Juliet, TN
Wet Chemistry by Method 7199	WG2514898	1	05/14/25 14:14	05/15/25 06:16	EKB	Mt. Juliet, TN
Wet Chemistry by Method 9045D	WG2516417	1	05/16/25 08:21	05/16/25 08:32	RJP	Mt. Juliet, TN
Wet Chemistry by Method 9050AMod	WG2516418	1	05/16/25 08:23	05/16/25 16:20	KRB	Mt. Juliet, TN
Metals (ICP) by Method 6010B-NE493 Ch 2	WG2515850	1	05/15/25 16:09	05/16/25 11:42	RLS	Mt. Juliet, TN
Metals (ICPMS) by Method 6020	WG2515412	5	05/19/25 22:21	05/20/25 11:44	SJM	Mt. Juliet, TN



WH-BG02@6' L1858073-06

Collected by: Rocko F. Collected date/time: 05/12/25 12:06 Received date/time: 05/13/25 08:45

Method	Batch	Dilution	Preparation date/time	Analysis date/time	Analyst	Location
Calculated Results	WG2515834	1	05/16/25 10:46	05/16/25 10:46	RLS	Mt. Juliet, TN
Wet Chemistry by Method 7199	WG2514898	1	05/14/25 14:14	05/15/25 06:27	EKB	Mt. Juliet, TN
Wet Chemistry by Method 9045D	WG2516601	1	05/16/25 11:09	05/16/25 11:16	RJP	Mt. Juliet, TN
Wet Chemistry by Method 9050AMod	WG2516603	1	05/16/25 11:11	05/16/25 19:20	KRB	Mt. Juliet, TN
Metals (ICP) by Method 6010B-NE493 Ch 2	WG2515854	1	05/15/25 16:13	05/16/25 13:05	RLS	Mt. Juliet, TN
Metals (ICPMS) by Method 6020	WG2515412	5	05/19/25 22:21	05/20/25 10:52	SJM	Mt. Juliet, TN

WH-BG03@3' L1858073-07

Collected by: Rocko F. Collected date/time: 05/12/25 12:08 Received date/time: 05/13/25 08:45

Method	Batch	Dilution	Preparation date/time	Analysis date/time	Analyst	Location
Calculated Results	WG2515834	1	05/16/25 10:47	05/16/25 10:47	RLS	Mt. Juliet, TN
Wet Chemistry by Method 7199	WG2514898	1	05/14/25 14:14	05/15/25 06:37	EKB	Mt. Juliet, TN
Wet Chemistry by Method 9045D	WG2516601	1	05/16/25 11:09	05/16/25 11:16	RJP	Mt. Juliet, TN
Wet Chemistry by Method 9050AMod	WG2516603	1	05/16/25 11:11	05/16/25 19:20	KRB	Mt. Juliet, TN
Metals (ICP) by Method 6010B-NE493 Ch 2	WG2515854	1	05/15/25 16:13	05/16/25 13:08	RLS	Mt. Juliet, TN
Metals (ICPMS) by Method 6020	WG2515412	5	05/19/25 22:21	05/20/25 11:48	SJM	Mt. Juliet, TN

WH-BG03@6' L1858073-08

Collected by: Rocko F. Collected date/time: 05/12/25 12:10 Received date/time: 05/13/25 08:45

Method	Batch	Dilution	Preparation date/time	Analysis date/time	Analyst	Location
Calculated Results	WG2515838	1	05/16/25 16:04	05/16/25 16:04	BAG	Mt. Juliet, TN
Wet Chemistry by Method 7199	WG2514898	1	05/14/25 14:14	05/15/25 07:16	EKB	Mt. Juliet, TN
Wet Chemistry by Method 9045D	WG2516417	1	05/16/25 08:21	05/16/25 08:32	RJP	Mt. Juliet, TN
Wet Chemistry by Method 9050AMod	WG2516418	1	05/16/25 08:23	05/16/25 16:20	KRB	Mt. Juliet, TN
Metals (ICP) by Method 6010B-NE493 Ch 2	WG2515850	1	05/15/25 16:09	05/16/25 11:47	RLS	Mt. Juliet, TN
Metals (ICPMS) by Method 6020	WG2515412	5	05/19/25 22:21	05/20/25 11:51	SJM	Mt. Juliet, TN

CASE NARRATIVE

All sample aliquots were received at the correct temperature, in the proper containers, with the appropriate preservatives, and within method specified holding times, unless qualified or notated within the report. Where applicable, all MDL (LOD) and RDL (LOQ) values reported for environmental samples have been corrected for the dilution factor used in the analysis. All Method and Batch Quality Control are within established criteria except where addressed in this case narrative, a non-conformance form or properly qualified within the sample results. By my digital signature below, I affirm to the best of my knowledge, all problems/anomalies observed by the laboratory as having the potential to affect the quality of the data have been identified by the laboratory, and no information or data have been knowingly withheld that would affect the quality of the data.



Chris Ward
Project Manager

¹ Cp

² Tc

³ Ss

⁴ Cn

⁵ Sr

⁶ Qc

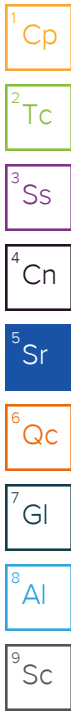
⁷ Gl

⁸ Al

⁹ Sc

Calculated Results

Analyte	Result	Qualifier	Dilution	Analysis date / time	Batch
Sodium Adsorption Ratio	0.465		1	05/16/2025 15:58	WG2515838



Wet Chemistry by Method 7199

Analyte	Result mg/kg	Qualifier	RDL mg/kg	Dilution	Analysis date / time	Batch
Hexavalent Chromium	ND		0.300	1	05/15/2025 05:24	WG2514898

Wet Chemistry by Method 9045D

Analyte	Result su	Qualifier	Dilution	Analysis date / time	Batch
pH	9.73		1	05/16/2025 08:32	WG2516417

Wet Chemistry by Method 9050AMod

Analyte	Result	Units	Qualifier	RDL	Dilution	Analysis date / time	Batch
Specific Conductance	0.237	mmhos/cm		0.0100	1	05/16/2025 16:20	WG2516418

Sample Narrative:

L1858073-01 WG2516418: at 25C

Metals (ICP) by Method 6010B-NE493 Ch 2

Analyte	Result mg/l	Qualifier	RDL mg/l	Dilution	Analysis date / time	Batch
Hot Water Sol. Boron	ND		0.200	1	05/16/2025 11:37	WG2515850

Metals (ICPMS) by Method 6020

Analyte	Result mg/kg	Qualifier	RDL mg/kg	Dilution	Analysis date / time	Batch
Arsenic	2.83		0.200	5	05/20/2025 11:32	WG2515412
Barium	65.6		10.0	5	05/20/2025 11:32	WG2515412
Cadmium	ND		0.200	5	05/20/2025 11:32	WG2515412
Copper	11.1		10.0	5	05/20/2025 11:32	WG2515412
Lead	10.6		10.0	5	05/20/2025 11:32	WG2515412
Nickel	ND		10.0	5	05/20/2025 11:32	WG2515412
Selenium	0.436		0.200	5	05/20/2025 11:32	WG2515412
Silver	ND		0.500	5	05/20/2025 11:32	WG2515412
Zinc	ND		50.0	5	05/20/2025 11:32	WG2515412

Volatile Organic Compounds (GC) by Method 8015D/GRO

Analyte	Result mg/kg	Qualifier	RDL mg/kg	Dilution	Analysis date / time	Batch
TPH (GC/FID) Low Fraction	ND		0.100	1	05/16/2025 02:33	WG2516209
(S) a, a, a-Trifluorotoluene(FID)	97.4		77.0-120		05/16/2025 02:33	WG2516209

Volatile Organic Compounds (GC/MS) by Method 8260D

Analyte	Result mg/kg	Qualifier	RDL mg/kg	Dilution	Analysis date / time	Batch
Benzene	ND		0.00200	1	05/17/2025 11:42	WG2517053
Toluene	ND		0.0100	1	05/17/2025 11:42	WG2517053
Ethylbenzene	ND		0.0100	1	05/17/2025 11:42	WG2517053
Xylenes, Total	ND		0.100	1	05/17/2025 11:42	WG2517053
1,2,4-Trimethylbenzene	ND		0.00500	1	05/21/2025 10:49	WG2519543

Volatile Organic Compounds (GC/MS) by Method 8260D

Analyte	Result mg/kg	Qualifier	RDL mg/kg	Dilution	Analysis date / time	Batch
1,3,5-Trimethylbenzene	ND		0.00500	1	05/21/2025 10:49	WG2519543
(S) Toluene-d8	102		75.0-131		05/17/2025 11:42	WG2517053
(S) Toluene-d8	100		75.0-131		05/21/2025 10:49	WG2519543
(S) 4-Bromofluorobenzene	104		67.0-138		05/17/2025 11:42	WG2517053
(S) 4-Bromofluorobenzene	98.0		67.0-138		05/21/2025 10:49	WG2519543
(S) 1,2-Dichloroethane-d4	90.3		70.0-130		05/17/2025 11:42	WG2517053
(S) 1,2-Dichloroethane-d4	95.1		70.0-130		05/21/2025 10:49	WG2519543

1 Cp
2 Tc
3 Ss
4 Cn

Semi-Volatile Organic Compounds (GC) by Method 8015M

Analyte	Result mg/kg	Qualifier	RDL mg/kg	Dilution	Analysis date / time	Batch
C10-C28 Diesel Range	6.59		4.00	1	05/17/2025 04:47	WG2516546
C28-C36 Motor Oil Range	12.3		4.00	1	05/17/2025 04:47	WG2516546
(S) o-Terphenyl	76.1		18.0-148		05/17/2025 04:47	WG2516546

5 Sr
6 Qc
7 Gl

Semi Volatile Organic Compounds (GC/MS) by Method 8270E-SIM

Analyte	Result mg/kg	Qualifier	RDL mg/kg	Dilution	Analysis date / time	Batch
Acenaphthene	ND		0.0330	1	05/16/2025 02:42	WG2515088
Anthracene	ND		0.0330	1	05/16/2025 02:42	WG2515088
Benzo(a)anthracene	ND		0.00600	1	05/16/2025 02:42	WG2515088
Benzo(b)fluoranthene	ND		0.0330	1	05/16/2025 02:42	WG2515088
Benzo(k)fluoranthene	ND		0.0330	1	05/16/2025 02:42	WG2515088
Benzo(a)pyrene	ND		0.0330	1	05/16/2025 02:42	WG2515088
Chrysene	ND		0.0330	1	05/16/2025 02:42	WG2515088
Dibenz(a,h)anthracene	ND		0.0330	1	05/16/2025 02:42	WG2515088
Fluoranthene	ND		0.0330	1	05/16/2025 02:42	WG2515088
Fluorene	ND		0.0330	1	05/16/2025 02:42	WG2515088
Indeno(1,2,3-cd)pyrene	ND		0.0330	1	05/16/2025 02:42	WG2515088
1-Methylnaphthalene	ND		0.00300	1	05/16/2025 02:42	WG2515088
2-Methylnaphthalene	ND		0.0120	1	05/16/2025 02:42	WG2515088
Naphthalene	ND		0.00300	1	05/16/2025 02:42	WG2515088
Pyrene	ND		0.0330	1	05/16/2025 02:42	WG2515088
(S) p-Terphenyl-d14	94.4		23.0-120		05/16/2025 02:42	WG2515088
(S) Nitrobenzene-d5	74.2		14.0-149		05/16/2025 02:42	WG2515088
(S) 2-Fluorobiphenyl	88.9		34.0-125		05/16/2025 02:42	WG2515088

8 Al
9 Sc

Calculated Results

Analyte	Result	Qualifier	Dilution	Analysis date / time	Batch
Sodium Adsorption Ratio	0.0688		1	05/19/2025 08:47	WG2516547

Wet Chemistry by Method 7199

Analyte	Result mg/kg	Qualifier	RDL mg/kg	Dilution	Analysis date / time	Batch
Hexavalent Chromium	ND		0.300	1	05/15/2025 05:45	WG2514898

Wet Chemistry by Method 9045D

Analyte	Result su	Qualifier	Dilution	Analysis date / time	Batch
pH	8.27		1	05/19/2025 08:55	WG2518013

Sample Narrative:

L1858073-02 WG2518013: 8.27 at 22.6C

Wet Chemistry by Method 9050AMod

Analyte	Result	Units	Qualifier	RDL	Dilution	Analysis date / time	Batch
Specific Conductance	0.210	mmhos/cm		0.0100	1	05/19/2025 14:12	WG2518016

Sample Narrative:

L1858073-02 WG2518016: at 25C

Metals (ICP) by Method 6010B-NE493 Ch 2

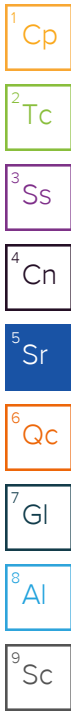
Analyte	Result mg/l	Qualifier	RDL mg/l	Dilution	Analysis date / time	Batch
Hot Water Sol. Boron	ND		0.200	1	05/22/2025 00:43	WG2520042

Metals (ICPMS) by Method 6020

Analyte	Result mg/kg	Qualifier	RDL mg/kg	Dilution	Analysis date / time	Batch
Arsenic	2.37		0.200	5	05/20/2025 11:35	WG2515412
Barium	156		10.0	5	05/20/2025 11:35	WG2515412
Cadmium	ND		0.200	5	05/20/2025 11:35	WG2515412
Copper	ND		10.0	5	05/20/2025 11:35	WG2515412
Lead	21.6		10.0	5	05/20/2025 11:35	WG2515412
Nickel	ND		10.0	5	05/20/2025 11:35	WG2515412
Selenium	0.322		0.200	5	05/20/2025 11:35	WG2515412
Silver	ND		0.500	5	05/20/2025 11:35	WG2515412
Zinc	ND		50.0	5	05/20/2025 11:35	WG2515412

Volatile Organic Compounds (GC) by Method 8015D/GRO

Analyte	Result mg/kg	Qualifier	RDL mg/kg	Dilution	Analysis date / time	Batch
TPH (GC/FID) Low Fraction	ND		0.100	1	05/16/2025 02:56	WG2516209
(S) a, a, a-Trifluorotoluene(FID)	97.4		77.0-120		05/16/2025 02:56	WG2516209



Volatile Organic Compounds (GC/MS) by Method 8260D

Analyte	Result mg/kg	Qualifier	RDL mg/kg	Dilution	Analysis date / time	Batch
Benzene	ND		0.00200	1	05/17/2025 12:02	WG2517053
Toluene	ND		0.0100	1	05/17/2025 12:02	WG2517053
Ethylbenzene	ND		0.0100	1	05/17/2025 12:02	WG2517053
Xylenes, Total	ND		0.100	1	05/17/2025 12:02	WG2517053
1,2,4-Trimethylbenzene	0.0105		0.00500	1	05/21/2025 11:09	WG2519543
1,3,5-Trimethylbenzene	0.0106		0.00500	1	05/21/2025 11:09	WG2519543
(S) Toluene-d8	100		75.0-131		05/17/2025 12:02	WG2517053
(S) Toluene-d8	101		75.0-131		05/21/2025 11:09	WG2519543
(S) 4-Bromofluorobenzene	103		67.0-138		05/17/2025 12:02	WG2517053
(S) 4-Bromofluorobenzene	96.4		67.0-138		05/21/2025 11:09	WG2519543
(S) 1,2-Dichloroethane-d4	90.5		70.0-130		05/17/2025 12:02	WG2517053
(S) 1,2-Dichloroethane-d4	93.1		70.0-130		05/21/2025 11:09	WG2519543

- 1 Cp
- 2 Tc
- 3 Ss
- 4 Cn
- 5 Sr
- 6 Qc
- 7 Gl
- 8 Al
- 9 Sc

Semi-Volatile Organic Compounds (GC) by Method 8015M

Analyte	Result mg/kg	Qualifier	RDL mg/kg	Dilution	Analysis date / time	Batch
C10-C28 Diesel Range	5.83		4.00	1	05/17/2025 05:00	WG2516546
C28-C36 Motor Oil Range	16.1		4.00	1	05/17/2025 05:00	WG2516546
(S) o-Terphenyl	63.9		18.0-148		05/17/2025 05:00	WG2516546

Semi Volatile Organic Compounds (GC/MS) by Method 8270E-SIM

Analyte	Result mg/kg	Qualifier	RDL mg/kg	Dilution	Analysis date / time	Batch
Acenaphthene	ND		0.0330	1	05/16/2025 03:00	WG2515088
Anthracene	ND		0.0330	1	05/16/2025 03:00	WG2515088
Benzo(a)anthracene	ND		0.00600	1	05/16/2025 03:00	WG2515088
Benzo(b)fluoranthene	ND		0.0330	1	05/16/2025 03:00	WG2515088
Benzo(k)fluoranthene	ND		0.0330	1	05/16/2025 03:00	WG2515088
Benzo(a)pyrene	ND		0.0330	1	05/16/2025 03:00	WG2515088
Chrysene	ND		0.0330	1	05/16/2025 03:00	WG2515088
Dibenz(a,h)anthracene	ND		0.0330	1	05/16/2025 03:00	WG2515088
Fluoranthene	ND		0.0330	1	05/16/2025 03:00	WG2515088
Fluorene	ND		0.0330	1	05/16/2025 03:00	WG2515088
Indeno(1,2,3-cd)pyrene	ND		0.0330	1	05/16/2025 03:00	WG2515088
1-Methylnaphthalene	ND		0.00300	1	05/16/2025 03:00	WG2515088
2-Methylnaphthalene	ND		0.0120	1	05/16/2025 03:00	WG2515088
Naphthalene	ND		0.00300	1	05/16/2025 03:00	WG2515088
Pyrene	ND		0.0330	1	05/16/2025 03:00	WG2515088
(S) p-Terphenyl-d14	88.1		23.0-120		05/16/2025 03:00	WG2515088
(S) Nitrobenzene-d5	74.8		14.0-149		05/16/2025 03:00	WG2515088
(S) 2-Fluorobiphenyl	90.0		34.0-125		05/16/2025 03:00	WG2515088

Calculated Results

Analyte	Result	Qualifier	Dilution	Analysis date / time	Batch
Sodium Adsorption Ratio	0.327		1	05/16/2025 15:59	WG2515838

Wet Chemistry by Method 7199

Analyte	Result mg/kg	Qualifier	RDL mg/kg	Dilution	Analysis date / time	Batch
Hexavalent Chromium	ND		0.300	1	05/15/2025 05:55	WG2514898

Wet Chemistry by Method 9045D

Analyte	Result su	Qualifier	Dilution	Analysis date / time	Batch
pH	8.48		1	05/16/2025 08:32	WG2516417

Wet Chemistry by Method 9050AMod

Analyte	Result	Units	Qualifier	RDL	Dilution	Analysis date / time	Batch
Specific Conductance	0.276	mmhos/cm		0.0100	1	05/16/2025 16:20	WG2516418

Sample Narrative:

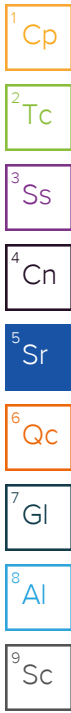
L1858073-03 WG2516418: at 25C

Metals (ICP) by Method 6010B-NE493 Ch 2

Analyte	Result mg/l	Qualifier	RDL mg/l	Dilution	Analysis date / time	Batch
Hot Water Sol. Boron	0.223		0.200	1	05/16/2025 11:39	WG2515850

Metals (ICPMS) by Method 6020

Analyte	Result mg/kg	Qualifier	RDL mg/kg	Dilution	Analysis date / time	Batch
Arsenic	1.31		0.200	5	05/20/2025 11:38	WG2515412
Barium	197		10.0	5	05/20/2025 11:38	WG2515412
Cadmium	0.212		0.200	5	05/20/2025 11:38	WG2515412
Copper	ND		10.0	5	05/20/2025 11:38	WG2515412
Lead	ND		10.0	5	05/20/2025 11:38	WG2515412
Nickel	ND		10.0	5	05/20/2025 11:38	WG2515412
Selenium	0.444		0.200	5	05/20/2025 11:38	WG2515412
Silver	ND		0.500	5	05/20/2025 11:38	WG2515412
Zinc	ND		50.0	5	05/20/2025 11:38	WG2515412



Calculated Results

Analyte	Result	Qualifier	Dilution	Analysis date / time	Batch
Sodium Adsorption Ratio	0.638		1	05/16/2025 16:01	WG2515838

Wet Chemistry by Method 7199

Analyte	Result mg/kg	Qualifier	RDL mg/kg	Dilution	Analysis date / time	Batch
Hexavalent Chromium	ND		0.300	1	05/15/2025 06:06	WG2514898

Wet Chemistry by Method 9045D

Analyte	Result su	Qualifier	Dilution	Analysis date / time	Batch
pH	8.42		1	05/16/2025 08:32	WG2516417

Wet Chemistry by Method 9050AMod

Analyte	Result	Units	Qualifier	RDL	Dilution	Analysis date / time	Batch
Specific Conductance	0.371	mmhos/cm		0.0100	1	05/16/2025 16:20	WG2516418

Sample Narrative:

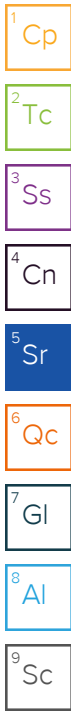
L1858073-04 WG2516418: at 25C

Metals (ICP) by Method 6010B-NE493 Ch 2

Analyte	Result mg/l	Qualifier	RDL mg/l	Dilution	Analysis date / time	Batch
Hot Water Sol. Boron	ND		0.200	1	05/16/2025 11:40	WG2515850

Metals (ICPMS) by Method 6020

Analyte	Result mg/kg	Qualifier	RDL mg/kg	Dilution	Analysis date / time	Batch
Arsenic	2.43		0.200	5	05/20/2025 11:41	WG2515412
Barium	81.6		10.0	5	05/20/2025 11:41	WG2515412
Cadmium	ND		0.200	5	05/20/2025 11:41	WG2515412
Copper	ND		10.0	5	05/20/2025 11:41	WG2515412
Lead	ND		10.0	5	05/20/2025 11:41	WG2515412
Nickel	ND		10.0	5	05/20/2025 11:41	WG2515412
Selenium	0.327		0.200	5	05/20/2025 11:41	WG2515412
Silver	ND		0.500	5	05/20/2025 11:41	WG2515412
Zinc	ND		50.0	5	05/20/2025 11:41	WG2515412



Calculated Results

Analyte	Result	Qualifier	Dilution	Analysis date / time	Batch
Sodium Adsorption Ratio	0.381		1	05/16/2025 16:03	WG2515838

Wet Chemistry by Method 7199

Analyte	Result mg/kg	Qualifier	RDL mg/kg	Dilution	Analysis date / time	Batch
Hexavalent Chromium	ND		0.300	1	05/15/2025 06:16	WG2514898

Wet Chemistry by Method 9045D

Analyte	Result su	Qualifier	Dilution	Analysis date / time	Batch
pH	8.26		1	05/16/2025 08:32	WG2516417

Wet Chemistry by Method 9050AMod

Analyte	Result	Units	Qualifier	RDL	Dilution	Analysis date / time	Batch
Specific Conductance	0.274	mmhos/cm		0.0100	1	05/16/2025 16:20	WG2516418

Sample Narrative:

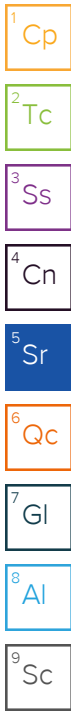
L1858073-05 WG2516418: at 25C

Metals (ICP) by Method 6010B-NE493 Ch 2

Analyte	Result mg/l	Qualifier	RDL mg/l	Dilution	Analysis date / time	Batch
Hot Water Sol. Boron	ND		0.200	1	05/16/2025 11:42	WG2515850

Metals (ICPMS) by Method 6020

Analyte	Result mg/kg	Qualifier	RDL mg/kg	Dilution	Analysis date / time	Batch
Arsenic	2.83		0.200	5	05/20/2025 11:44	WG2515412
Barium	80.9		10.0	5	05/20/2025 11:44	WG2515412
Cadmium	ND		0.200	5	05/20/2025 11:44	WG2515412
Copper	ND		10.0	5	05/20/2025 11:44	WG2515412
Lead	ND		10.0	5	05/20/2025 11:44	WG2515412
Nickel	ND		10.0	5	05/20/2025 11:44	WG2515412
Selenium	0.436		0.200	5	05/20/2025 11:44	WG2515412
Silver	ND		0.500	5	05/20/2025 11:44	WG2515412
Zinc	ND		50.0	5	05/20/2025 11:44	WG2515412



Calculated Results

Analyte	Result	Qualifier	Dilution	Analysis date / time	Batch
Sodium Adsorption Ratio	1.05		1	05/16/2025 10:46	WG2515834

Wet Chemistry by Method 7199

Analyte	Result mg/kg	Qualifier	RDL mg/kg	Dilution	Analysis date / time	Batch
Hexavalent Chromium	ND		0.300	1	05/15/2025 06:27	WG2514898

Wet Chemistry by Method 9045D

Analyte	Result su	Qualifier	Dilution	Analysis date / time	Batch
pH	8.61		1	05/16/2025 11:16	WG2516601

Wet Chemistry by Method 9050AMod

Analyte	Result	Units	Qualifier	RDL	Dilution	Analysis date / time	Batch
Specific Conductance	0.327	mmhos/cm		0.0100	1	05/16/2025 19:20	WG2516603

Sample Narrative:

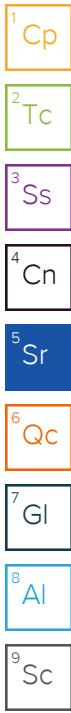
L1858073-06 WG2516603: at 25C

Metals (ICP) by Method 6010B-NE493 Ch 2

Analyte	Result mg/l	Qualifier	RDL mg/l	Dilution	Analysis date / time	Batch
Hot Water Sol. Boron	0.211		0.200	1	05/16/2025 13:05	WG2515854

Metals (ICPMS) by Method 6020

Analyte	Result mg/kg	Qualifier	RDL mg/kg	Dilution	Analysis date / time	Batch
Arsenic	3.98		0.200	5	05/20/2025 10:52	WG2515412
Barium	72.8		10.0	5	05/20/2025 10:52	WG2515412
Cadmium	ND		0.200	5	05/20/2025 10:52	WG2515412
Copper	11.8		10.0	5	05/20/2025 10:52	WG2515412
Lead	10.2		10.0	5	05/20/2025 10:52	WG2515412
Nickel	11.0		10.0	5	05/20/2025 10:52	WG2515412
Selenium	0.483		0.200	5	05/20/2025 10:52	WG2515412
Silver	ND		0.500	5	05/20/2025 10:52	WG2515412
Zinc	56.1		50.0	5	05/20/2025 10:52	WG2515412



Calculated Results

Analyte	Result	Qualifier	Dilution	Analysis date / time	Batch
Sodium Adsorption Ratio	0.344		1	05/16/2025 10:47	WG2515834

Wet Chemistry by Method 7199

Analyte	Result mg/kg	Qualifier	RDL mg/kg	Dilution	Analysis date / time	Batch
Hexavalent Chromium	ND		0.300	1	05/15/2025 06:37	WG2514898

Wet Chemistry by Method 9045D

Analyte	Result su	Qualifier	Dilution	Analysis date / time	Batch
pH	7.83		1	05/16/2025 11:16	WG2516601

Wet Chemistry by Method 9050AMod

Analyte	Result	Units	Qualifier	RDL	Dilution	Analysis date / time	Batch
Specific Conductance	0.683	mmhos/cm		0.0100	1	05/16/2025 19:20	WG2516603

Sample Narrative:

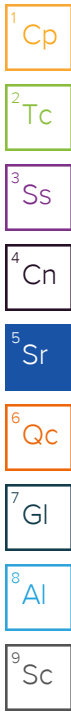
L1858073-07 WG2516603: at 25C

Metals (ICP) by Method 6010B-NE493 Ch 2

Analyte	Result mg/l	Qualifier	RDL mg/l	Dilution	Analysis date / time	Batch
Hot Water Sol. Boron	ND		0.200	1	05/16/2025 13:08	WG2515854

Metals (ICPMS) by Method 6020

Analyte	Result mg/kg	Qualifier	RDL mg/kg	Dilution	Analysis date / time	Batch
Arsenic	2.46		0.200	5	05/20/2025 11:48	WG2515412
Barium	122		10.0	5	05/20/2025 11:48	WG2515412
Cadmium	ND		0.200	5	05/20/2025 11:48	WG2515412
Copper	ND		10.0	5	05/20/2025 11:48	WG2515412
Lead	ND		10.0	5	05/20/2025 11:48	WG2515412
Nickel	ND		10.0	5	05/20/2025 11:48	WG2515412
Selenium	0.292		0.200	5	05/20/2025 11:48	WG2515412
Silver	ND		0.500	5	05/20/2025 11:48	WG2515412
Zinc	ND		50.0	5	05/20/2025 11:48	WG2515412



Calculated Results

Analyte	Result	Qualifier	Dilution	Analysis date / time	Batch
Sodium Adsorption Ratio	0.338		1	05/16/2025 16:04	WG2515838

Wet Chemistry by Method 7199

Analyte	Result mg/kg	Qualifier	RDL mg/kg	Dilution	Analysis date / time	Batch
Hexavalent Chromium	ND		0.300	1	05/15/2025 07:16	WG2514898

Wet Chemistry by Method 9045D

Analyte	Result su	Qualifier	Dilution	Analysis date / time	Batch
pH	7.94		1	05/16/2025 08:32	WG2516417

Wet Chemistry by Method 9050AMod

Analyte	Result	Units	Qualifier	RDL	Dilution	Analysis date / time	Batch
Specific Conductance	0.779	mmhos/cm		0.0100	1	05/16/2025 16:20	WG2516418

Sample Narrative:

L1858073-08 WG2516418: at 25C

Metals (ICP) by Method 6010B-NE493 Ch 2

Analyte	Result mg/l	Qualifier	RDL mg/l	Dilution	Analysis date / time	Batch
Hot Water Sol. Boron	ND		0.200	1	05/16/2025 11:47	WG2515850

Metals (ICPMS) by Method 6020

Analyte	Result mg/kg	Qualifier	RDL mg/kg	Dilution	Analysis date / time	Batch
Arsenic	2.90		0.200	5	05/20/2025 11:51	WG2515412
Barium	110		10.0	5	05/20/2025 11:51	WG2515412
Cadmium	ND		0.200	5	05/20/2025 11:51	WG2515412
Copper	ND		10.0	5	05/20/2025 11:51	WG2515412
Lead	ND		10.0	5	05/20/2025 11:51	WG2515412
Nickel	ND		10.0	5	05/20/2025 11:51	WG2515412
Selenium	0.461		0.200	5	05/20/2025 11:51	WG2515412
Silver	ND		0.500	5	05/20/2025 11:51	WG2515412
Zinc	ND		50.0	5	05/20/2025 11:51	WG2515412

1 Cp

2 Tc

3 Ss

4 Cn

5 Sr

6 Qc

7 Gl

8 Al

9 Sc

Method Blank (MB)

(MB) R4215151-9 05/15/25 05:03

Analyte	MB Result	MB Qualifier	MB MDL	MB RDL
Hexavalent Chromium	U		0.300	0.300

¹Cp

²Tc

³Ss

⁴Cn

⁵Sr

⁶Qc

⁷Gl

⁸Al

⁹Sc

L1858073-01 Original Sample (OS) • Duplicate (DUP)

(OS) L1858073-01 05/15/25 05:24 • (DUP) R4215151-11 05/15/25 05:34

Analyte	Original Result	DUP Result	Dilution	DUP RPD	DUP Qualifier	DUP RPD Limits
Hexavalent Chromium	ND	ND	1	0.000		20

L1858331-01 Original Sample (OS) • Duplicate (DUP)

(OS) L1858331-01 05/15/25 07:36 • (DUP) R4215151-12 05/15/25 07:47

Analyte	Original Result	DUP Result	Dilution	DUP RPD	DUP Qualifier	DUP RPD Limits
Hexavalent Chromium	ND	ND	1	0.000		20

Laboratory Control Sample (LCS)

(LCS) R4215151-10 05/15/25 05:13

Analyte	Spike Amount	LCS Result	LCS Rec.	Rec. Limits	LCS Qualifier
Hexavalent Chromium	10.0	10.7	107	80.0-120	

L1858453-05 Original Sample (OS) • Matrix Spike (MS) • Matrix Spike Duplicate (MSD)

(OS) L1858453-05 05/15/25 08:39 • (MS) R4215151-13 05/15/25 08:50 • (MSD) R4215151-6 05/15/25 03:10

Analyte	Spike Amount	Original Result	MS Result	MSD Result	MS Rec.	MSD Rec.	Dilution	Rec. Limits	MS Qualifier	MSD Qualifier	RPD	RPD Limits
Hexavalent Chromium	20.0	0.646	15.5	18.6	77.7	93.1	1	75.0-125			18.0	20

L1858453-05 Original Sample (OS) • Matrix Spike (MS)

(OS) L1858453-05 05/15/25 08:39 • (MS) R4215151-14 05/15/25 11:27

Analyte	Spike Amount	Original Result	MS Result	MS Rec.	Dilution	Rec. Limits	MS Qualifier
Hexavalent Chromium	641	0.646	729	114	50	75.0-125	

L1853090-02 Original Sample (OS) • Duplicate (DUP)

(OS) L1853090-02 05/16/25 08:32 • (DUP) R4215715-2 05/16/25 08:32

Analyte	Original Result	DUP Result	Dilution	DUP RPD	DUP Qualifier	DUP RPD Limits
	su	su		%		%
pH	8.63	8.65	1	0.231		1

L1858117-07 Original Sample (OS) • Duplicate (DUP)

(OS) L1858117-07 05/16/25 08:32 • (DUP) R4215715-3 05/16/25 08:32

Analyte	Original Result	DUP Result	Dilution	DUP RPD	DUP Qualifier	DUP RPD Limits
	su	su		%		%
pH	8.25	8.26	1	0.121		1

Laboratory Control Sample (LCS)

(LCS) R4215715-1 05/16/25 08:32

Analyte	Spike Amount	LCS Result	LCS Rec.	Rec. Limits	LCS Qualifier
	su	su	%	%	
pH	10.0	9.97	99.7	99.0-101	

¹Cp

²Tc

³Ss

⁴Cn

⁵Sr

⁶Qc

⁷Gl

⁸Al

⁹Sc

L1857601-03 Original Sample (OS) • Duplicate (DUP)

(OS) L1857601-03 05/16/25 11:16 • (DUP) R4215816-2 05/16/25 11:16

Analyte	Original Result	DUP Result	Dilution	DUP RPD	DUP Qualifier	DUP RPD Limits
	su	su		%		%
pH	7.82	7.82	1	0.000		1

L1858163-03 Original Sample (OS) • Duplicate (DUP)

(OS) L1858163-03 05/16/25 11:16 • (DUP) R4215816-3 05/16/25 11:16

Analyte	Original Result	DUP Result	Dilution	DUP RPD	DUP Qualifier	DUP RPD Limits
	su	su		%		%
pH	8.36	8.38	1	0.239		1

Laboratory Control Sample (LCS)

(LCS) R4215816-1 05/16/25 11:16

Analyte	Spike Amount	LCS Result	LCS Rec.	Rec. Limits	LCS Qualifier
	su	su	%	%	
pH	10.0	10.0	100	99.0-101	

¹Cp

²Tc

³Ss

⁴Cn

⁵Sr

⁶Qc

⁷Gl

⁸Al

⁹Sc

L1857588-03 Original Sample (OS) • Duplicate (DUP)

(OS) L1857588-03 05/19/25 08:55 • (DUP) R4216651-2 05/19/25 08:55

Analyte	Original Result	DUP Result	Dilution	DUP RPD	DUP Qualifier	DUP RPD Limits
	su	su		%		%
pH	8.11	8.06	1	0.618		1

Sample Narrative:

OS: 8.11 at 22.8C
DUP: 8.06 at 24.1C

L1858165-10 Original Sample (OS) • Duplicate (DUP)

(OS) L1858165-10 05/19/25 08:55 • (DUP) R4216651-3 05/19/25 08:55

Analyte	Original Result	DUP Result	Dilution	DUP RPD	DUP Qualifier	DUP RPD Limits
	su	su		%		%
pH	8.54	8.57	1	0.351		1

Sample Narrative:

OS: 8.54 at 23C
DUP: 8.57 at 22.7C

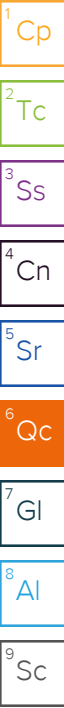
Laboratory Control Sample (LCS)

(LCS) R4216651-1 05/19/25 08:55

Analyte	Spike Amount	LCS Result	LCS Rec.	Rec. Limits	LCS Qualifier
	su	su	%	%	
pH	10.0	9.98	99.8	99.0-101	

Sample Narrative:

LCS: 9.98 at 22.5C



Method Blank (MB)

(MB) R4215993-1 05/16/25 16:20

Analyte	MB Result	MB Qualifier	MB MDL	MB RDL
Specific Conductance	U		0.0100	0.0100

Sample Narrative:

BLANK: at 25C

L1853090-03 Original Sample (OS) • Duplicate (DUP)

(OS) L1853090-03 05/16/25 16:20 • (DUP) R4215993-3 05/16/25 16:20

Analyte	Original Result	DUP Result	Dilution	DUP RPD	DUP Qualifier	DUP RPD Limits
Specific Conductance	0.465	0.466	1	0.215		20

Sample Narrative:

OS: at 25C

DUP: at 25C

L1858116-04 Original Sample (OS) • Duplicate (DUP)

(OS) L1858116-04 05/16/25 16:20 • (DUP) R4215993-4 05/16/25 16:20

Analyte	Original Result	DUP Result	Dilution	DUP RPD	DUP Qualifier	DUP RPD Limits
Specific Conductance	ND	0.256	1	0.0390		20

Sample Narrative:

OS: at 25C

DUP: at 25C

Laboratory Control Sample (LCS)

(LCS) R4215993-2 05/16/25 16:20

Analyte	Spike Amount	LCS Result	LCS Rec.	Rec. Limits	LCS Qualifier
Specific Conductance	1.13	1.12	99.5	90.0-110	

Sample Narrative:

LCS: at 25C

¹Cp

²Tc

³Ss

⁴Cn

⁵Sr

⁶Qc

⁷Gl

⁸Al

⁹Sc

Method Blank (MB)

(MB) R4216043-1 05/16/25 19:20

Analyte	MB Result	MB Qualifier	MB MDL	MB RDL
Specific Conductance	U		0.0100	0.0100

Sample Narrative:

BLANK: at 25C

L1857601-04 Original Sample (OS) • Duplicate (DUP)

(OS) L1857601-04 05/16/25 19:20 • (DUP) R4216043-3 05/16/25 19:20

Analyte	Original Result	DUP Result	Dilution	DUP RPD	DUP Qualifier	DUP RPD Limits
Specific Conductance	1.09	1.09	1	0.0920		20

Sample Narrative:

OS: at 25C
DUP: at 25C

L1858163-02 Original Sample (OS) • Duplicate (DUP)

(OS) L1858163-02 05/16/25 19:20 • (DUP) R4216043-4 05/16/25 19:20

Analyte	Original Result	DUP Result	Dilution	DUP RPD	DUP Qualifier	DUP RPD Limits
Specific Conductance	0.190	0.190	1	0.105		20

Sample Narrative:

OS: at 25C
DUP: at 25C

Laboratory Control Sample (LCS)

(LCS) R4216043-2 05/16/25 19:20

Analyte	Spike Amount	LCS Result	LCS Rec.	Rec. Limits	LCS Qualifier
Specific Conductance	1.13	1.13	99.6	90.0-110	

Sample Narrative:

LCS: at 25C

¹Cp

²Tc

³Ss

⁴Cn

⁵Sr

⁶Qc

⁷Gl

⁸Al

⁹Sc

Method Blank (MB)

(MB) R4216885-1 05/19/25 14:12

Analyte	MB Result	MB Qualifier	MB MDL	MB RDL
Specific Conductance	U		0.0100	0.0100

Sample Narrative:

BLANK: at 25C

L1857588-04 Original Sample (OS) • Duplicate (DUP)

(OS) L1857588-04 05/19/25 14:12 • (DUP) R4216885-3 05/19/25 14:12

Analyte	Original Result	DUP Result	Dilution	DUP RPD	DUP Qualifier	DUP RPD Limits
Specific Conductance	ND	3.05	1	0.000		20

Sample Narrative:

OS: at 25C

DUP: at 25C

L1858165-09 Original Sample (OS) • Duplicate (DUP)

(OS) L1858165-09 05/19/25 14:12 • (DUP) R4216885-4 05/19/25 14:12

Analyte	Original Result	DUP Result	Dilution	DUP RPD	DUP Qualifier	DUP RPD Limits
Specific Conductance	ND	0.573	1	0.175		20

Sample Narrative:

OS: at 25C

DUP: at 25C

Laboratory Control Sample (LCS)

(LCS) R4216885-2 05/19/25 14:12

Analyte	Spike Amount	LCS Result	LCS Rec.	Rec. Limits	LCS Qualifier
Specific Conductance	0.581	0.583	100	90.0-110	

Sample Narrative:

LCS: at 25C

1 Cp

2 Tc

3 Ss

4 Cn

5 Sr

6 Qc

7 Gl

8 Al

9 Sc

Method Blank (MB)

(MB) R4215840-1 05/16/25 11:27

Analyte	MB Result mg/l	MB Qualifier	MB MDL mg/l	MB RDL mg/l
Hot Water Sol. Boron	U		0.0167	0.200

Laboratory Control Sample (LCS) • Laboratory Control Sample Duplicate (LCSD)

(LCS) R4215840-2 05/16/25 11:29 • (LCSD) R4215840-3 05/16/25 11:31

Analyte	Spike Amount mg/l	LCS Result mg/l	LCSD Result mg/l	LCS Rec. %	LCSD Rec. %	Rec. Limits %	LCS Qualifier	LCSD Qualifier	RPD %	RPD Limits %
Hot Water Sol. Boron	1.00	1.07	1.03	107	103	80.0-120			4.23	20

- 1 Cp
- 2 Tc
- 3 Ss
- 4 Cn
- 5 Sr
- 6 Qc
- 7 Gl
- 8 Al
- 9 Sc

Method Blank (MB)

(MB) R4215896-1 05/16/25 12:19

Analyte	MB Result mg/l	MB Qualifier	MB MDL mg/l	MB RDL mg/l
Hot Water Sol. Boron	U		0.0167	0.200

Laboratory Control Sample (LCS) • Laboratory Control Sample Duplicate (LCSD)

(LCS) R4215896-2 05/16/25 12:22 • (LCSD) R4215896-3 05/16/25 12:24

Analyte	Spike Amount mg/l	LCS Result mg/l	LCSD Result mg/l	LCS Rec. %	LCSD Rec. %	Rec. Limits %	LCS Qualifier	LCSD Qualifier	RPD %	RPD Limits %
Hot Water Sol. Boron	1.00	1.02	1.03	102	103	80.0-120			1.49	20

- 1 Cp
- 2 Tc
- 3 Ss
- 4 Cn
- 5 Sr
- 6 Qc
- 7 Gl
- 8 Al
- 9 Sc

Method Blank (MB)

(MB) R4218562-1 05/22/25 00:35

Analyte	MB Result mg/l	MB Qualifier	MB MDL mg/l	MB RDL mg/l
Hot Water Sol. Boron	U		0.0167	0.200

Laboratory Control Sample (LCS) • Laboratory Control Sample Duplicate (LCSD)

(LCS) R4218562-2 05/22/25 00:38 • (LCSD) R4218562-3 05/22/25 00:40

Analyte	Spike Amount mg/l	LCS Result mg/l	LCSD Result mg/l	LCS Rec. %	LCSD Rec. %	Rec. Limits %	LCS Qualifier	LCSD Qualifier	RPD %	RPD Limits %
Hot Water Sol. Boron	1.00	1.05	1.06	105	106	80.0-120			1.08	20

- 1 Cp
- 2 Tc
- 3 Ss
- 4 Cn
- 5 Sr
- 6 Qc
- 7 Gl
- 8 Al
- 9 Sc

Method Blank (MB)

(MB) R4217476-1 05/20/25 10:29

Analyte	MB Result mg/kg	MB Qualifier	MB MDL mg/kg	MB RDL mg/kg
Arsenic	U		0.200	0.200
Barium	U		10.0	10.0
Cadmium	U		0.200	0.200
Copper	U		10.0	10.0
Lead	U		10.0	10.0
Nickel	U		10.0	10.0
Selenium	U		0.200	0.200
Silver	U		0.500	0.500
Zinc	U		50.0	50.0

¹Cp

²Tc

³Ss

⁴Cn

⁵Sr

⁶Qc

Laboratory Control Sample (LCS)

(LCS) R4217476-2 05/20/25 10:32

Analyte	Spike Amount mg/kg	LCS Result mg/kg	LCS Rec. %	Rec. Limits %	LCS Qualifier
Arsenic	100	94.7	94.7	80.0-120	
Barium	100	92.7	92.7	80.0-120	
Cadmium	100	97.2	97.2	80.0-120	
Copper	100	96.4	96.4	80.0-120	
Lead	100	92.1	92.1	80.0-120	
Nickel	100	98.7	98.7	80.0-120	
Selenium	100	91.8	91.8	80.0-120	
Silver	20.0	19.0	95.0	80.0-120	
Zinc	100	94.1	94.1	80.0-120	

⁷Gl

⁸Al

⁹Sc

L1858073-06 Original Sample (OS) • Matrix Spike (MS) • Matrix Spike Duplicate (MSD)

(OS) L1858073-06 05/20/25 10:52 • (MS) R4217476-5 05/20/25 11:02 • (MSD) R4217476-6 05/20/25 11:05

Analyte	Spike Amount mg/kg	Original Result mg/kg	MS Result mg/kg	MSD Result mg/kg	MS Rec. %	MSD Rec. %	Dilution	Rec. Limits %	MS Qualifier	MSD Qualifier	RPD %	RPD Limits %
Arsenic	100	3.98	102	106	98.1	102	5	75.0-125			3.70	20
Barium	100	72.8	162	175	89.7	103	5	75.0-125			7.59	20
Cadmium	100	ND	100	105	100	105	5	75.0-125			4.37	20
Copper	100	11.8	110	115	98.0	104	5	75.0-125			4.97	20
Lead	100	10.2	106	111	95.4	100	5	75.0-125			4.66	20
Nickel	100	11.0	110	114	99.1	103	5	75.0-125			3.88	20
Selenium	100	0.483	96.8	100	96.3	99.7	5	75.0-125			3.44	20
Silver	20.0	ND	19.8	20.5	99.1	102	5	75.0-125			3.19	20
Zinc	100	56.1	154	156	97.6	99.9	5	75.0-125			1.45	20

L1858149-28 Original Sample (OS) • Matrix Spike (MS) • Matrix Spike Duplicate (MSD)

(OS) L1858149-28 05/20/25 11:08 • (MS) R4217476-7 05/20/25 11:11 • (MSD) R4217476-8 05/20/25 11:14

Analyte	Spike Amount mg/kg	Original Result mg/kg	MS Result mg/kg	MSD Result mg/kg	MS Rec. %	MSD Rec. %	Dilution	Rec. Limits %	MS Qualifier	MSD Qualifier	RPD %	RPD Limits %
Arsenic	100	134	253	251	120	117	5	75.0-125			0.988	20
Barium	100	183	296	278	112	95.0	5	75.0-125			6.02	20
Cadmium	100	ND	106	104	106	104	5	75.0-125			2.09	20
Copper	100	29.1	134	131	105	102	5	75.0-125			2.80	20
Lead	100	11.4	115	108	103	96.3	5	75.0-125			6.24	20
Nickel	100	17.8	125	121	107	103	5	75.0-125			3.19	20
Selenium	100	0.846	99.4	98.6	98.5	97.7	5	75.0-125			0.803	20
Silver	20.0	ND	20.3	19.8	101	98.9	5	75.0-125			2.58	20
Zinc	100	70.5	182	166	111	95.9	5	75.0-125			8.91	20

- 1 Cp
- 2 Tc
- 3 Ss
- 4 Cn
- 5 Sr
- 6 Qc
- 7 Gl
- 8 Al
- 9 Sc

Method Blank (MB)

(MB) R4217269-3 05/16/25 01:47

Analyte	MB Result mg/kg	MB Qualifier	MB MDL mg/kg	MB RDL mg/kg
TPH (GC/FID) Low Fraction	0.0238	↓	0.0217	0.100
(S) a,a,a-Trifluorotoluene(FID)	97.9			77.0-120

Laboratory Control Sample (LCS) • Laboratory Control Sample Duplicate (LCSD)

(LCS) R4217269-1 05/16/25 00:37 • (LCSD) R4217269-2 05/16/25 01:00

Analyte	Spike Amount mg/kg	LCS Result mg/kg	LCSD Result mg/kg	LCS Rec. %	LCSD Rec. %	Rec. Limits %	LCS Qualifier	LCSD Qualifier	RPD %	RPD Limits %
TPH (GC/FID) Low Fraction	5.00	5.40	5.37	108	107	72.0-127			0.557	20
(S) a,a,a-Trifluorotoluene(FID)				111	111	77.0-120				

- 1 Cp
- 2 Tc
- 3 Ss
- 4 Cn
- 5 Sr
- 6 Qc
- 7 Gl
- 8 Al
- 9 Sc

Method Blank (MB)

(MB) R4217657-2 05/17/25 10:33

Analyte	MB Result	MB Qualifier	MB MDL	MB RDL
	mg/kg		mg/kg	mg/kg
Benzene	U		0.00200	0.00200
Toluene	U		0.0100	0.0100
Ethylbenzene	U		0.0100	0.0100
Xylenes, Total	U		0.100	0.100
<i>(S) Toluene-d8</i>	102			75.0-131
<i>(S) 4-Bromofluorobenzene</i>	106			67.0-138
<i>(S) 1,2-Dichloroethane-d4</i>	90.8			70.0-130

Laboratory Control Sample (LCS)

(LCS) R4217657-1 05/17/25 09:16

Analyte	Spike Amount	LCS Result	LCS Rec.	Rec. Limits	LCS Qualifier
	mg/kg	mg/kg	%	%	
Benzene	0.125	0.109	87.2	70.0-123	
Toluene	0.125	0.116	92.8	75.0-121	
Ethylbenzene	0.125	0.121	96.8	74.0-126	
Xylenes, Total	0.375	0.364	97.1	72.0-127	
<i>(S) Toluene-d8</i>			101	75.0-131	
<i>(S) 4-Bromofluorobenzene</i>			106	67.0-138	
<i>(S) 1,2-Dichloroethane-d4</i>			94.4	70.0-130	

L1858140-02 Original Sample (OS) • Matrix Spike (MS) • Matrix Spike Duplicate (MSD)

(OS) L1858140-02 05/17/25 17:12 • (MS) R4217657-3 05/17/25 17:51 • (MSD) R4217657-4 05/17/25 18:10

Analyte	Spike Amount	Original Result	MS Result	MSD Result	MS Rec.	MSD Rec.	Dilution	Rec. Limits	MS Qualifier	MSD Qualifier	RPD	RPD Limits
	mg/kg	mg/kg	mg/kg	mg/kg	%	%		%			%	%
Benzene	1.00	0.275	1.68	1.77	141	149	8	10.0-149			5.22	37
Toluene	1.00	4.65	8.23	9.17	358	452	8	10.0-156	V	V	10.8	38
Ethylbenzene	1.00	1.41	3.54	3.78	213	237	8	10.0-160	J5	J5	6.56	38
Xylenes, Total	3.00	10.8	20.8	22.5	333	390	8	10.0-160	J5	J5	7.85	38
<i>(S) Toluene-d8</i>					98.9	102		75.0-131				
<i>(S) 4-Bromofluorobenzene</i>					107	107		67.0-138				
<i>(S) 1,2-Dichloroethane-d4</i>					94.6	91.4		70.0-130				

1 Cp

2 Tc

3 Ss

4 Cn

5 Sr

6 Qc

7 Gl

8 Al

9 Sc

Method Blank (MB)

(MB) R4218688-3 05/21/25 09:47

Analyte	MB Result mg/kg	MB Qualifier	MB MDL mg/kg	MB RDL mg/kg
1,2,4-Trimethylbenzene	U		0.00500	0.00500
1,3,5-Trimethylbenzene	U		0.00500	0.00500
(S) Toluene-d8	100			75.0-131
(S) 4-Bromofluorobenzene	99.1			67.0-138
(S) 1,2-Dichloroethane-d4	94.2			70.0-130

Laboratory Control Sample (LCS) • Laboratory Control Sample Duplicate (LCSD)

(LCS) R4218688-1 05/21/25 07:51 • (LCSD) R4218688-2 05/21/25 08:11

Analyte	Spike Amount mg/kg	LCS Result mg/kg	LCSD Result mg/kg	LCS Rec. %	LCSD Rec. %	Rec. Limits %	LCS Qualifier	LCSD Qualifier	RPD %	RPD Limits %
1,2,4-Trimethylbenzene	0.125	0.113	0.112	90.4	89.6	70.0-126			0.889	20
1,3,5-Trimethylbenzene	0.125	0.109	0.109	87.2	87.2	73.0-127			0.000	20
(S) Toluene-d8				102	103	75.0-131				
(S) 4-Bromofluorobenzene				95.1	96.3	67.0-138				
(S) 1,2-Dichloroethane-d4				94.2	96.2	70.0-130				

1 Cp

2 Tc

3 Ss

4 Cn

5 Sr

6 Qc

7 Gl

8 Al

9 Sc

Method Blank (MB)

(MB) R4217000-1 05/16/25 23:31

Analyte	MB Result mg/kg	MB Qualifier	MB MDL mg/kg	MB RDL mg/kg
C10-C28 Diesel Range	U		1.61	4.00
C28-C36 Motor Oil Range	0.583	J	0.274	4.00
(S) o-Terphenyl	76.9			18.0-148

Laboratory Control Sample (LCS)

(LCS) R4217000-2 05/16/25 23:44

Analyte	Spike Amount mg/kg	LCS Result mg/kg	LCS Rec. %	Rec. Limits %	LCS Qualifier
C10-C28 Diesel Range	50.0	38.6	77.2	50.0-150	
(S) o-Terphenyl			73.9	18.0-148	

L1858242-12 Original Sample (OS) • Matrix Spike (MS) • Matrix Spike Duplicate (MSD)

(OS) L1858242-12 05/17/25 06:05 • (MS) R4217000-3 05/17/25 06:18 • (MSD) R4217000-4 05/17/25 06:31

Analyte	Spike Amount mg/kg	Original Result mg/kg	MS Result mg/kg	MSD Result mg/kg	MS Rec. %	MSD Rec. %	Dilution	Rec. Limits %	MS Qualifier	MSD Qualifier	RPD %	RPD Limits %
C10-C28 Diesel Range	50.0	ND	38.9	38.8	77.8	77.6	1	50.0-150			0.257	20
(S) o-Terphenyl					70.3	74.8		18.0-148				

1 Cp

2 Tc

3 Ss

4 Cn

5 Sr

6 Qc

7 Gl

8 Al

9 Sc

Method Blank (MB)

(MB) R4215678-2 05/16/25 00:01

Analyte	MB Result mg/kg	MB Qualifier	MB MDL mg/kg	MB RDL mg/kg
Acenaphthene	U		0.0330	0.0330
Anthracene	U		0.0330	0.0330
Benzo(a)anthracene	U		0.00600	0.00600
Benzo(b)fluoranthene	U		0.0330	0.0330
Benzo(k)fluoranthene	U		0.0330	0.0330
Benzo(a)pyrene	U		0.0330	0.0330
Chrysene	U		0.0330	0.0330
Dibenz(a,h)anthracene	U		0.0330	0.0330
Fluoranthene	U		0.0330	0.0330
Fluorene	U		0.0330	0.0330
Indeno(1,2,3-cd)pyrene	U		0.0330	0.0330
1-Methylnaphthalene	U		0.00300	0.00300
2-Methylnaphthalene	U		0.0120	0.0120
Naphthalene	U		0.00300	0.00300
Pyrene	U		0.0330	0.0330
(S) p-Terphenyl-d14	100			23.0-120
(S) Nitrobenzene-d5	79.9			14.0-149
(S) 2-Fluorobiphenyl	93.3			34.0-125

¹Cp

²Tc

³Ss

⁴Cn

⁵Sr

⁶Qc

⁷Gl

⁸Al

⁹Sc

Laboratory Control Sample (LCS)

(LCS) R4215678-1 05/15/25 23:42

Analyte	Spike Amount mg/kg	LCS Result mg/kg	LCS Rec. %	Rec. Limits %	LCS Qualifier
Acenaphthene	0.0800	0.0627	78.4	50.0-120	
Anthracene	0.0800	0.0625	78.1	50.0-126	
Benzo(a)anthracene	0.0800	0.0632	79.0	45.0-120	
Benzo(b)fluoranthene	0.0800	0.0745	93.1	42.0-121	
Benzo(k)fluoranthene	0.0800	0.0689	86.1	49.0-125	
Benzo(a)pyrene	0.0800	0.0566	70.8	42.0-120	
Chrysene	0.0800	0.0694	86.8	49.0-122	
Dibenz(a,h)anthracene	0.0800	0.0647	80.9	47.0-125	
Fluoranthene	0.0800	0.0658	82.3	49.0-129	
Fluorene	0.0800	0.0667	83.4	49.0-120	
Indeno(1,2,3-cd)pyrene	0.0800	0.0595	74.4	46.0-125	
1-Methylnaphthalene	0.0800	0.0670	83.8	51.0-121	
2-Methylnaphthalene	0.0800	0.0638	79.8	50.0-120	
Naphthalene	0.0800	0.0650	81.3	50.0-120	
Pyrene	0.0800	0.0709	88.6	43.0-123	

Laboratory Control Sample (LCS)

(LCS) R4215678-1 05/15/25 23:42

Analyte	Spike Amount mg/kg	LCS Result mg/kg	LCS Rec. %	Rec. Limits %	LCS Qualifier
(S) p-Terphenyl-d14			95.4	23.0-120	
(S) Nitrobenzene-d5			78.2	14.0-149	
(S) 2-Fluorobiphenyl			90.3	34.0-125	

L1857399-04 Original Sample (OS) • Matrix Spike (MS) • Matrix Spike Duplicate (MSD)

(OS) L1857399-04 05/16/25 16:40 • (MS) R4216125-1 05/16/25 16:58 • (MSD) R4216125-2 05/16/25 17:15

Analyte	Spike Amount mg/kg	Original Result mg/kg	MS Result mg/kg	MSD Result mg/kg	MS Rec. %	MSD Rec. %	Dilution	Rec. Limits %	MS Qualifier	MSD Qualifier	RPD %	RPD Limits %
Acenaphthene	0.0776	ND	0.0532	0.0579	68.6	73.5	1	14.0-127			8.46	27
Anthracene	0.0776	ND	0.0552	0.0618	71.1	78.4	1	10.0-145			11.3	30
Benzo(a)anthracene	0.0776	ND	0.0516	0.0562	66.5	71.3	1	10.0-139			8.53	30
Benzo(b)fluoranthene	0.0776	ND	0.0494	0.0543	63.7	68.9	1	10.0-140			9.45	36
Benzo(k)fluoranthene	0.0776	ND	0.0488	0.0552	62.9	70.1	1	10.0-137			12.3	31
Benzo(a)pyrene	0.0776	ND	0.0506	0.0562	65.2	71.3	1	10.0-141			10.5	31
Chrysene	0.0776	ND	0.0530	0.0596	68.3	75.6	1	10.0-145			11.7	30
Dibenz(a,h)anthracene	0.0776	ND	0.0482	0.0537	62.1	68.1	1	10.0-132			10.8	31
Fluoranthene	0.0776	ND	0.0584	0.0651	75.3	82.6	1	10.0-153			10.9	33
Fluorene	0.0776	ND	0.0586	0.0637	75.5	80.8	1	11.0-130			8.34	29
Indeno(1,2,3-cd)pyrene	0.0776	ND	0.0495	0.0543	63.8	68.9	1	10.0-137			9.25	32
1-Methylnaphthalene	0.0776	0.00408	0.0612	0.0661	73.6	78.7	1	10.0-142			7.70	28
2-Methylnaphthalene	0.0776	ND	0.0606	0.0661	78.1	83.9	1	10.0-137			8.68	28
Naphthalene	0.0776	0.0129	0.0639	0.0679	65.7	69.8	1	10.0-135			6.07	27
Pyrene	0.0776	ND	0.0499	0.0551	64.3	69.9	1	10.0-148			9.90	35
(S) p-Terphenyl-d14					67.5	71.6		23.0-120				
(S) Nitrobenzene-d5					68.5	70.6		14.0-149				
(S) 2-Fluorobiphenyl					77.5	82.9		34.0-125				

1 Cp

2 Tc

3 Ss

4 Cn

5 Sr

6 Qc

7 Gl

8 Al

9 Sc

GLOSSARY OF TERMS

Guide to Reading and Understanding Your Laboratory Report

The information below is designed to better explain the various terms used in your report of analytical results from the Laboratory. This is not intended as a comprehensive explanation, and if you have additional questions please contact your project representative.

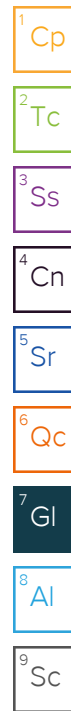
Results Disclaimer - Information that may be provided by the customer, and contained within this report, include Permit Limits, Project Name, Sample ID, Sample Matrix, Sample Preservation, Field Blanks, Field Spikes, Field Duplicates, On-Site Data, Sampling Collection Dates/Times, and Sampling Location. Results relate to the accuracy of this information provided, and as the samples are received.

Abbreviations and Definitions

MDL	Method Detection Limit.
ND	Not detected at the Reporting Limit (or MDL where applicable).
RDL	Reported Detection Limit.
Rec.	Recovery.
RPD	Relative Percent Difference.
SDG	Sample Delivery Group.
(S)	Surrogate (Surrogate Standard) - Analytes added to every blank, sample, Laboratory Control Sample/Duplicate and Matrix Spike/Duplicate; used to evaluate analytical efficiency by measuring recovery. Surrogates are not expected to be detected in all environmental media.
U	Not detected at the Reporting Limit (or MDL where applicable).
Analyte	The name of the particular compound or analysis performed. Some Analyses and Methods will have multiple analytes reported.
Dilution	If the sample matrix contains an interfering material, the sample preparation volume or weight values differ from the standard, or if concentrations of analytes in the sample are higher than the highest limit of concentration that the laboratory can accurately report, the sample may be diluted for analysis. If a value different than 1 is used in this field, the result reported has already been corrected for this factor.
Limits	These are the target % recovery ranges or % difference value that the laboratory has historically determined as normal for the method and analyte being reported. Successful QC Sample analysis will target all analytes recovered or duplicated within these ranges.
Original Sample	The non-spiked sample in the prep batch used to determine the Relative Percent Difference (RPD) from a quality control sample. The Original Sample may not be included within the reported SDG.
Qualifier	This column provides a letter and/or number designation that corresponds to additional information concerning the result reported. If a Qualifier is present, a definition per Qualifier is provided within the Glossary and Definitions page and potentially a discussion of possible implications of the Qualifier in the Case Narrative if applicable.
Result	The actual analytical final result (corrected for any sample specific characteristics) reported for your sample. If there was no measurable result returned for a specific analyte, the result in this column may state "ND" (Not Detected) or "BDL" (Below Detectable Levels). The information in the results column should always be accompanied by either an MDL (Method Detection Limit) or RDL (Reporting Detection Limit) that defines the lowest value that the laboratory could detect or report for this analyte.
Uncertainty (Radiochemistry)	Confidence level of 2 sigma.
Case Narrative (Cn)	A brief discussion about the included sample results, including a discussion of any non-conformances to protocol observed either at sample receipt by the laboratory from the field or during the analytical process. If present, there will be a section in the Case Narrative to discuss the meaning of any data qualifiers used in the report.
Quality Control Summary (Qc)	This section of the report includes the results of the laboratory quality control analyses required by procedure or analytical methods to assist in evaluating the validity of the results reported for your samples. These analyses are not being performed on your samples typically, but on laboratory generated material.
Sample Chain of Custody (Sc)	This is the document created in the field when your samples were initially collected. This is used to verify the time and date of collection, the person collecting the samples, and the analyses that the laboratory is requested to perform. This chain of custody also documents all persons (excluding commercial shippers) that have had control or possession of the samples from the time of collection until delivery to the laboratory for analysis.
Sample Results (Sr)	This section of your report will provide the results of all testing performed on your samples. These results are provided by sample ID and are separated by the analyses performed on each sample. The header line of each analysis section for each sample will provide the name and method number for the analysis reported.
Sample Summary (Ss)	This section of the Analytical Report defines the specific analyses performed for each sample ID, including the dates and times of preparation and/or analysis.

Qualifier Description

J	The identification of the analyte is acceptable; the reported value is an estimate.
J5	The sample matrix interfered with the ability to make any accurate determination; spike value is high.
V	The sample concentration is too high to evaluate accurate spike recoveries.



ACCREDITATIONS & LOCATIONS

Pace Analytical National 12065 Lebanon Rd Mount Juliet, TN 37122

Alabama	40660	Nebraska	NE-OS-15-05
Alaska	17-026	Nevada	TN000032021-1
Arizona	AZ0612	New Hampshire	2975
Arkansas	88-0469	New Jersey–NELAP	TN002
California	2932	New Mexico ¹	TN00003
Colorado	TN00003	New York	11742
Connecticut	PH-0197	North Carolina	Env375
Florida	E87487	North Carolina ¹	DW21704
Georgia	NELAP	North Carolina ³	41
Georgia ¹	923	North Dakota	R-140
Idaho	TN00003	Ohio–VAP	CL0069
Illinois	200008	Oklahoma	9915
Indiana	C-TN-01	Oregon	TN200002
Iowa	364	Pennsylvania	68-02979
Kansas	E-10277	Rhode Island	LA000356
Kentucky ^{1,6}	KY90010	South Carolina	84004002
Kentucky ²	16	South Dakota	n/a
Louisiana	AI30792	Tennessee ^{1,4}	2006
Louisiana	LA018	Texas	T104704245-20-18
Maine	TN00003	Texas ⁵	LAB0152
Maryland	324	Utah	TN000032021-11
Massachusetts	M-TN003	Vermont	VT2006
Michigan	9958	Virginia	110033
Minnesota	047-999-395	Washington	C847
Mississippi	TN00003	West Virginia	233
Missouri	340	Wisconsin	998093910
Montana	CERT0086	Wyoming	A2LA
A2LA – ISO 17025	1461.01	AIHA-LAP,LLC EMLAP	100789
A2LA – ISO 17025 ⁵	1461.02	DOD	1461.01
Canada	1461.01	USDA	P330-15-00234
EPA–Crypto	TN00003		

¹ Drinking Water ² Underground Storage Tanks ³ Aquatic Toxicity ⁴ Chemical/Microbiological ⁵ Mold ⁶ Wastewater n/a Accreditation not applicable

* Not all certifications held by the laboratory are applicable to the results reported in the attached report.

* Accreditation is only applicable to the test methods specified on each scope of accreditation held by Pace Analytical.

¹ Cp

² Tc

³ Ss

⁴ Cn

⁵ Sr

⁶ Qc

⁷ Gl

⁸ Al

⁹ Sc

Company Name/Address: **Occidental Petroleum Corporation**
 PO Box 4995
 The Woodlands, TX 77387

Billing Information: **Taylor Rowley - User ID ONV859**
 PO Box 4995
 The Woodlands, TX 77387

Report to: **Daniel Coloccia 970-846-5781**

Project Description: **M.110 7-10**

City/State Collected: **Denver, CO**

Please Circle: PT MT CT ET

Regulatory Program (DOD, RCRA, DW, etc): **ECMC**

Client Project #: **OCCPETPCO-EAGLE**

Collected by (print): **Rocco Fillmore**

Site/Facility ID #

Collected by (signature): *Rocco Fillmore*

Rush? (Lab MUST Be Notified)
 ___ Same Day ___ Five Day
 ___ Next Day ___ 5 Day (Rad Only)
 ___ Two Day ___ 10 Day (Rad Only)
 ___ Three Day STD TAT

Quote #

Date Results Needed

Immediately Packed on Ice N ___ Y

No. of Cntrs

Sample ID	Comp/Grab	Matrix *	Depth	Date	Time	No. of Cntrs	Full Table 915-1 4ozClr-NoPres	Table 915 Metals+SS 4ozClr-NoPres	Table 915-1 Cl, SO4 125mlHDPE-NoPres	Table 915-1 TDS 1L-HDPE NoPres	Table 915-1BTEXN, TMS 40mlAmb-HCl
WH-B01@6'	Grab	SS	6'	5/12/25	12:30	3	X				
WH-R15@4'			4'		12:34	3	X				
WH-B601@3'			3'		12:00	2		X			
WH-B601@6'			6'		12:02						
WH-B602@3'			3'		12:04						
WH-B602@6'			6'		12:06						
WH-B603@3'			3'		12:08						
WH-B603@6'			6'		12:10						

Sample ID	Comp/Grab	Matrix *	Depth	Date	Time	No. of Cntrs	Full Table 915-1 4ozClr-NoPres	Table 915 Metals+SS 4ozClr-NoPres	Table 915-1 Cl, SO4 125mlHDPE-NoPres	Table 915-1 TDS 1L-HDPE NoPres	Table 915-1BTEXN, TMS 40mlAmb-HCl
WH-B01@6'	Grab	SS	6'	5/12/25	12:30	3	X				
WH-R15@4'			4'		12:34	3	X				
WH-B601@3'			3'		12:00	2		X			
WH-B601@6'			6'		12:02						
WH-B602@3'			3'		12:04						
WH-B602@6'			6'		12:06						
WH-B603@3'			3'		12:08						
WH-B603@6'			6'		12:10						

* Matrix: SS - Soil AIR - Air F - Filter
 GW - Groundwater B - Bioassay
 WW - WasteWater
 DW - Drinking Water
 OT - Other

Remarks:

Sample Receipt Checklist
 pH _____ Temp _____
 Flow _____ Other _____
 COC Seal Present/Intact: NP Y N
 COC Signed/Accurate: Y N
 Bottles arrive intact: Y N
 Correct bottles used: Y N
 Sufficient volume sent: Y N
 If Applicable
 VOA Zero Headspace: Y N
 Preservation Correct/Checked: Y N
 RAD Screen <0.5 mR/hr: Y N

Samples returned via: UPS FedEx Courier

Tracking #

Relinquished by: (Signature) *Rocco Fillmore* Date: 5/12/25 Time: 14:24

Received by: (Signature) *Christopher G. Gallin* Trip Blank Received: Yes/No HCL / MeOH TBR

Relinquished by: (Signature) *Christopher G. Gallin* Date: 5-17-25 Time: 13:00

Received by: (Signature) *SWA* Temp: °C Bottles Received: 03+0.4+0.7 18

Relinquished by: (Signature) *Christopher G. Gallin* Date: 5/13/25 Time: 0900

Received for lab by: (Signature) *Christopher G. Gallin* Date: 5/13/25 Time: 0900

Hold: Condition: NCF / OK

Chain of Custody Page 1 of 1

Pace
 PEOPLE ADVANCING SCIENCE

MT JULIET, TN
 12065 Lebanon Rd Mount Juliet, TN 37122
 Submitting a sample via this chain of custody constitutes acknowledgment and acceptance of the Pace Terms and Conditions found at: <https://info.pacelabs.com/hubs/pas-standard-terms.pdf>

SDG # **U656073**
B133

Acctnum: **OCCPETPCO**
 Template: **T268641**
 Prelogin: **P1149031**
 PM: **824 - Chris Ward**
 PB:

Shipped Via: **FedEX Ground**

Remarks	Sample # (lab only)
	-01
	-02
	-03
	-04
	-05
	-06
	-07
	-08